



# Doomben QLD Professional

## Race 1: Officiating at Aquis QTIS Two-Years-Old Plate - 1050m

05 October 2024 - 12:14



BRISBANE  
RACING CLUB

Track Rating: Good 4, Weather: Fine, Rail Position: +4m Entire

Section		Field Times											Last 600m	
		Overall	1000m	800m	600m	400m	200m						0:34.84	
		1:01.07 (0:04.82)	0:56.25 (0:10.70)	0:45.55 (0:10.71)	0:34.84 (0:11.36)	0:23.48 (0:11.39)	0:12.09 (0:12.09)							
Rank	TAB Horse/Jockey	Barrier	Top Speed [km/h]	Fastest Section								Margin	Distance Travelled [m]	
1	1 <b>BETTERLUCKNEXTTIME</b> Nikita Beriman	3	69.3 1000m	0:04.85 Overall	1:01.07 [1] (0:04.85)	0:56.22 [3] (0:10.77)	0:45.45 [2] (0:10.88)	0:34.57 [2] (0:11.24)	0:23.33 [3] (0:11.28)	0:12.05 [3] (0:12.05)	1:01.07	0:34.57		
2	3 <b>CROWN THE KING</b> Angela Jones	10	67.9 800m	0:04.93 Overall	1:01.25 [2] (0:04.93)	0:56.32 [7] (0:11.37)	0:44.95 [7] (0:11.07)	0:33.88 [7] (0:11.41)	0:22.47 [7] (0:10.99)	0:11.48 [6] (0:11.48)	1.1L	0:33.88	+2	
3	4 <b>LUVA FLUTTA</b> James Orman	7	71.2 800m	0:04.82 Overall	1:01.28 [3] (0:04.82)	0:56.46 [1] (0:10.95)	0:45.51 [4] (0:10.79)	0:34.72 [3] (0:11.17)	0:23.55 [2] (0:11.25)	0:12.30 [1] (0:12.30)	1.29L	0:34.72	+4	
4	11 <b>SEQUEL</b> Kyle Wilson-Taylor	4	69.1 1000m	0:04.84 Overall	1:01.47 [4] (0:04.84)	0:56.63 [2] (0:10.92)	0:45.71 [3] (0:11.07)	0:34.64 [4] (0:11.33)	0:23.31 [4] (0:11.12)	0:12.19 [4] (0:12.19)	2.35L	0:34.64	+1	
5	2 <b>COOL ARCHIE</b> Samantha Collett	1	67.6 600m	0:04.90 Overall	1:01.52 [5] (0:04.90)	0:56.62 [5] (0:11.07)	0:45.55 [6] (0:10.98)	0:34.57 [6] (0:11.37)	0:23.20 [5] (0:11.29)	0:11.91 [5] (0:11.91)	2.69L	0:34.57	+0	
6	15 <b>SOUL INTENT</b> Noel Callow	8	67.3 800m	0:04.96 Overall	1:01.70 [6] (0:04.96)	0:56.74 [8] (0:11.36)	0:45.38 [9] (0:11.09)	0:34.29 [8] (0:11.44)	0:22.85 [9] (0:11.08)	0:11.77 [8] (0:11.77)	3.71L	0:34.29	+1	
7	5 <b>MISHANI EXTREME</b> Georgina Cartwright	52	70.4 1000m	0:04.86 Overall	1:01.89 [7] (0:04.86)	0:57.03 [4] (0:10.66)	0:46.37 [1] (0:10.71)	0:35.66 [1] (0:11.36)	0:24.30 [1] (0:11.40)	0:12.90 [2] (0:12.90)	4.85L	0:35.66	-3	
8	8 <b>SON OF A LIE</b> Martin Harley	62	67.2 1000m	0:05.28 Overall	1:02.06 [8] (0:05.28)	0:56.78 [10] (0:11.21)	0:45.57 [10] (0:10.93)	0:34.64 [9] (0:11.40)	0:23.24 [8] (0:11.12)	0:12.12 [9] (0:12.12)	5.85L	0:34.64	-4	
9	10 <b>INSAIN LADY</b> Tahlia Fenlon	2	68.2 1000m	0:04.92 Overall	1:02.73 [9] (0:04.92)	0:57.81 [6] (0:11.01)	0:46.80 [5] (0:10.96)	0:35.84 [5] (0:11.49)	0:24.35 [6] (0:11.43)	0:12.92 [7] (0:12.92)	9.77L	0:35.84	+4	
10	6 <b>RAPID READY</b> Melea Castle	9	68.6 1000m	0:05.01 Overall	1:03.15 [10] (0:05.01)	0:58.14 [9] (0:11.29)	0:46.85 [8] (0:11.18)	0:35.67 [10] (0:11.57)	0:24.10 [10] (0:11.56)	0:12.54 [10] (0:12.54)	12.24L	0:35.67	+0	

Scratched: Alabama Charm (#9), Secret Sort (#7), Tinkerbella (#12), Egyptian Goddess (#13), Seven Oceans (#14)

[ ] Ranking at each section and finish  
 -:-:- No data available at this section  
 NA No data available

SCN Saddle cloth number  
 DNF Did not finish  
 DNT Did not track



Horse/Jockey Name	Betterlucknexttime
Final Rank	1
Fastest Section Time (Section)	0:04.85 (Overall)
Top Speed [km/h] (Section)	69.3 (1000m)
Race State	Finished

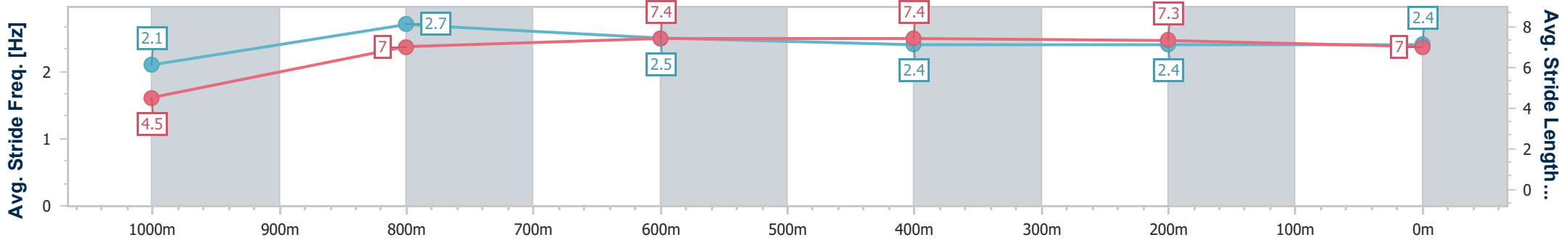
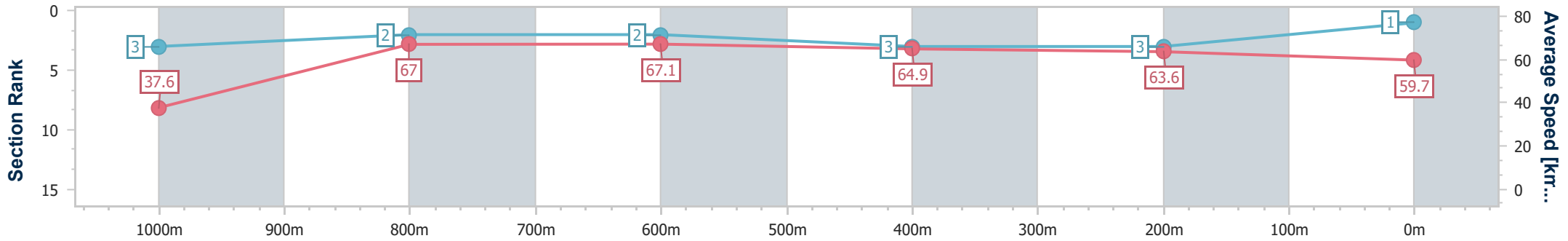


**Doomben QLD Professional**  
**Race 1: Officiating at Aquis QTIS Two-Years-Old Plate - 1050m**  
 05 October 2024 - 12:14  
 Track Rating: Good 4, Weather: Fine, Rail Position: +4m Entire



BRISBANE  
RACING CLUB

Section	Overall	1000m	800m	600m	400m	200m
Section Times	1:01.07 [1] (0:04.85)	0:56.22 [3] (0:10.77)	0:45.45 [2] (0:10.88)	0:34.57 [2] (0:11.24)	0:23.33 [3] (0:11.28)	0:12.05 [3] (0:12.05)
Average Speed [km/h]	37.6	67.0	67.1	64.9	63.6	59.7
Top Speed [km/h]	59.0	69.3	69.1	66.6	65.4	63.0
Avg. Dist. to Rail [m]	4.3	1.4	2.4	1.9	1.5	1.3
Avg. Stride Freq. [Hz]	2.1	2.7	2.5	2.4	2.4	2.4
Avg. Stride Length [m]	4.5	7.0	7.4	7.4	7.3	7.0



- [ ] Ranking at each section and finish
- .-.- No data available at this section
- NA No data available



Horse/Jockey Name	Crown The King
Final Rank	2
Fastest Section Time (Section)	0:04.93 (Overall)
Top Speed [km/h] (Section)	67.9 (800m)
Race State	Finished

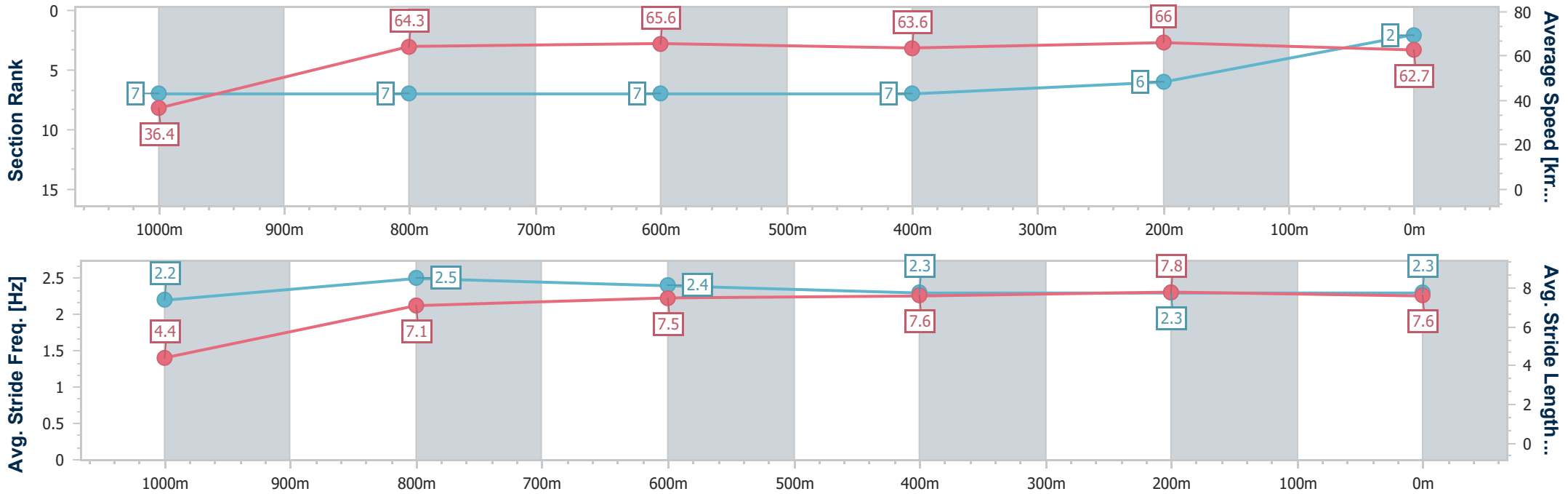


**Doomben QLD Professional**  
**Race 1: Officiating at Aquis QTIS Two-Years-Old Plate - 1050m**  
 05 October 2024 - 12:14  
 Track Rating: Good 4, Weather: Fine, Rail Position: +4m Entire



BRISBANE  
RACING CLUB

Section	Overall	1000m	800m	600m	400m	200m
Section Times	1:01.25 [2] (0:04.93)	0:56.32 [7] (0:11.37)	0:44.95 [7] (0:11.07)	0:33.88 [7] (0:11.41)	0:22.47 [7] (0:10.99)	0:11.48 [6] (0:11.48)
Average Speed [km/h]	36.4	64.3	65.6	63.6	66.0	62.7
Top Speed [km/h]	56.2	65.9	67.9	66.3	67.0	66.8
Avg. Dist. to Rail [m]	10.0	6.3	2.2	1.6	3.9	5.4
Avg. Stride Freq. [Hz]	2.2	2.5	2.4	2.3	2.3	2.3
Avg. Stride Length [m]	4.4	7.1	7.5	7.6	7.8	7.6



- [ ] Ranking at each section and finish
- .-.- No data available at this section
- NA No data available



Horse/Jockey Name	Luva Flutta
Final Rank	3
Fastest Section Time (Section)	0:04.82 (Overall)
Top Speed [km/h] (Section)	71.2 (800m)
Race State	Finished

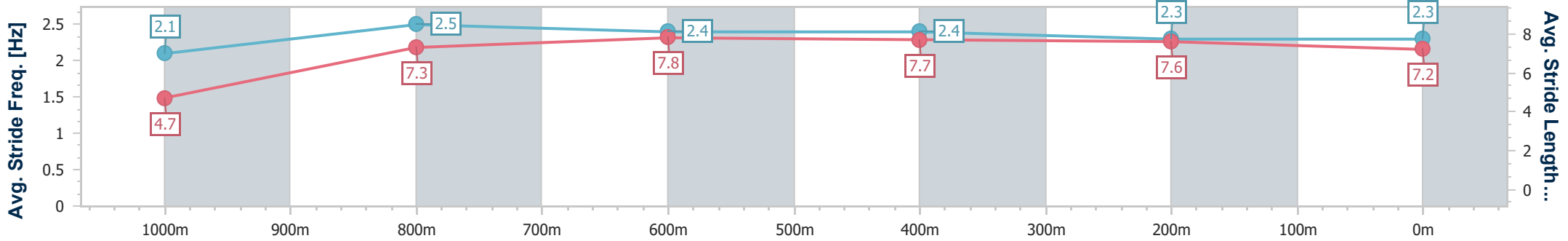
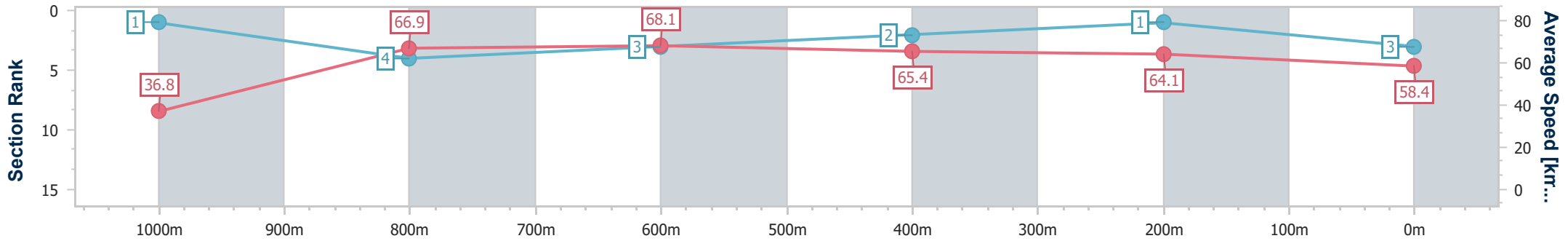


**Doomben QLD Professional**  
**Race 1: Officiating at Aquis QTIS Two-Years-Old Plate - 1050m**  
 05 October 2024 - 12:14  
 Track Rating: Good 4, Weather: Fine, Rail Position: +4m Entire



BRISBANE  
RACING CLUB

Section	Overall	1000m	800m	600m	400m	200m
Section Times	1:01.28 [3] (0:04.82)	0:56.46 [1] (0:10.95)	0:45.51 [4] (0:10.79)	0:34.72 [3] (0:11.17)	0:23.55 [2] (0:11.25)	0:12.30 [1] (0:12.30)
Average Speed [km/h]	36.8	66.9	68.1	65.4	64.1	58.4
Top Speed [km/h]	58.7	71.2	71.2	67.6	65.9	61.3
Avg. Dist. to Rail [m]	6.8	5.9	4.1	2.6	1.0	1.8
Avg. Stride Freq. [Hz]	2.1	2.5	2.4	2.4	2.3	2.3
Avg. Stride Length [m]	4.7	7.3	7.8	7.7	7.6	7.2



- [ ] Ranking at each section and finish
- .-.- No data available at this section
- NA No data available



Horse/Jockey Name	Sequel
Final Rank	4
Fastest Section Time (Section)	0:04.84 (Overall)
Top Speed [km/h] (Section)	69.1 (1000m)
Race State	Finished

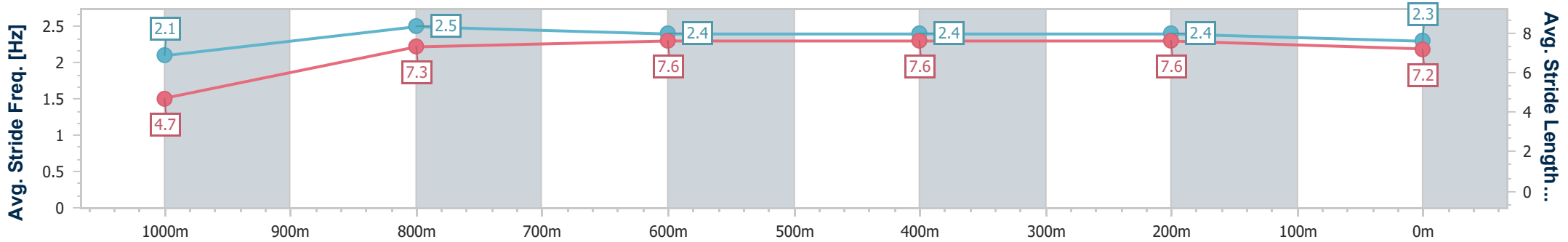
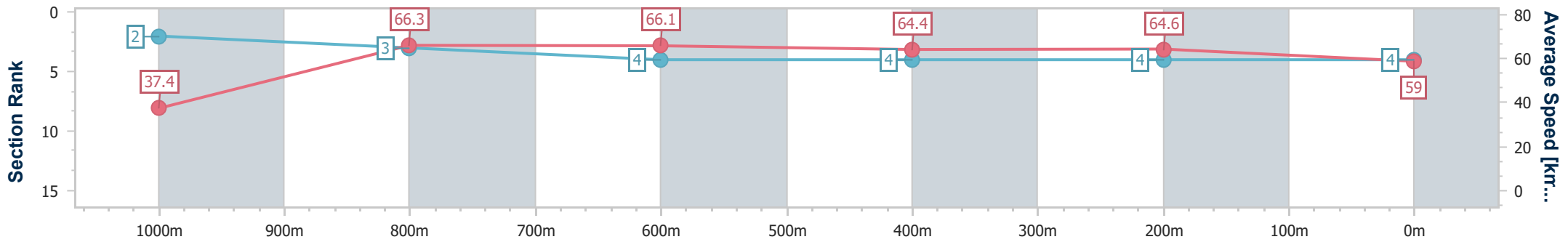


**Doomben QLD Professional**  
**Race 1: Officiating at Aquis QTIS Two-Years-Old Plate - 1050m**  
 05 October 2024 - 12:14  
 Track Rating: Good 4, Weather: Fine, Rail Position: +4m Entire



BRISBANE  
RACING CLUB

Section	Overall	1000m	800m	600m	400m	200m
Section Times	1:01.47 [4] (0:04.84)	0:56.63 [2] (0:10.92)	0:45.71 [3] (0:11.07)	0:34.64 [4] (0:11.33)	0:23.31 [4] (0:11.12)	0:12.19 [4] (0:12.19)
Average Speed [km/h]	37.4	66.3	66.1	64.4	64.6	59.0
Top Speed [km/h]	58.8	69.1	67.7	66.0	66.4	62.2
Avg. Dist. to Rail [m]	4.7	2.3	3.6	2.5	2.4	3.9
Avg. Stride Freq. [Hz]	2.1	2.5	2.4	2.4	2.4	2.3
Avg. Stride Length [m]	4.7	7.3	7.6	7.6	7.6	7.2



- [ ] Ranking at each section and finish
- .-.- No data available at this section
- NA No data available



Horse/Jockey Name	Cool Archie
Final Rank	5
Fastest Section Time (Section)	0:04.90 (Overall)
Top Speed [km/h] (Section)	67.6 (600m)
Race State	Finished

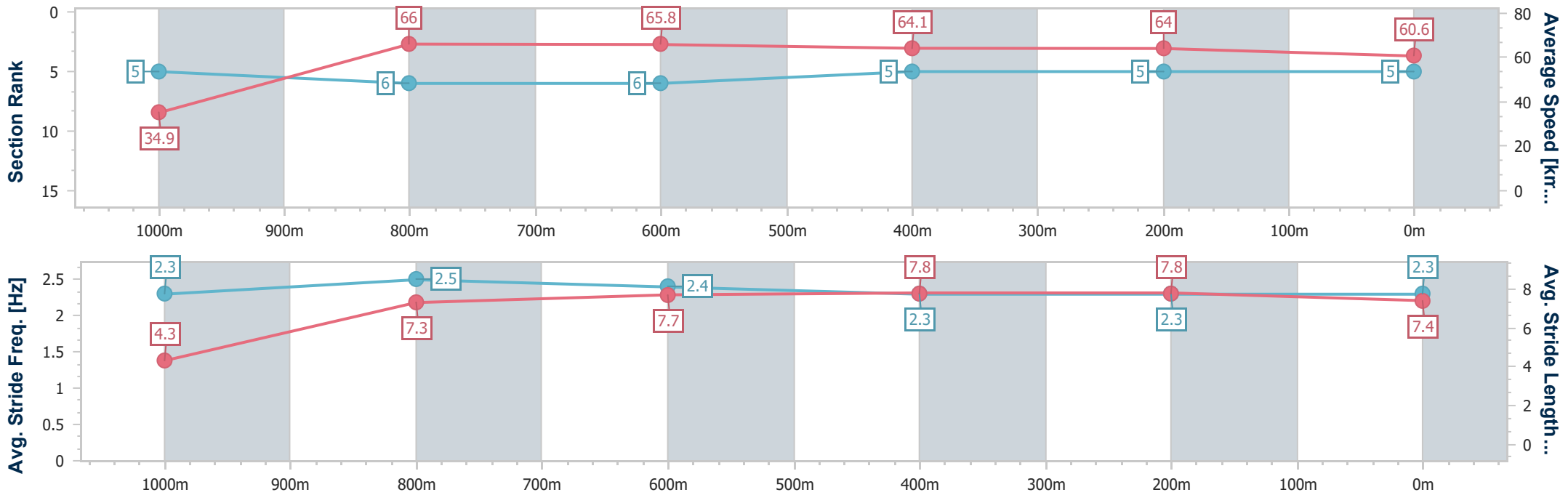


**Doomben QLD Professional**  
**Race 1: Officiating at Aquis QTIS Two-Years-Old Plate - 1050m**  
 05 October 2024 - 12:14  
 Track Rating: Good 4, Weather: Fine, Rail Position: +4m Entire



BRISBANE  
RACING CLUB

Section	Overall	1000m	800m	600m	400m	200m
Section Times	1:01.52 [5] (0:04.90)	0:56.62 [5] (0:11.07)	0:45.55 [6] (0:10.98)	0:34.57 [6] (0:11.37)	0:23.20 [5] (0:11.29)	0:11.91 [5] (0:11.91)
Average Speed [km/h]	34.9	66.0	65.8	64.1	64.0	60.6
Top Speed [km/h]	35.1	66.9	67.5	67.6	64.6	64.3
Avg. Dist. to Rail [m]	1.1	1.1	2.6	1.8	0.8	1.4
Avg. Stride Freq. [Hz]	2.3	2.5	2.4	2.3	2.3	2.3
Avg. Stride Length [m]	4.3	7.3	7.7	7.8	7.8	7.4



- [ ] Ranking at each section and finish
- .-.- No data available at this section
- NA No data available



Horse/Jockey Name	Soul Intent
Final Rank	6
Fastest Section Time (Section)	0:04.96 (Overall)
Top Speed [km/h] (Section)	67.3 (800m)
Race State	Finished

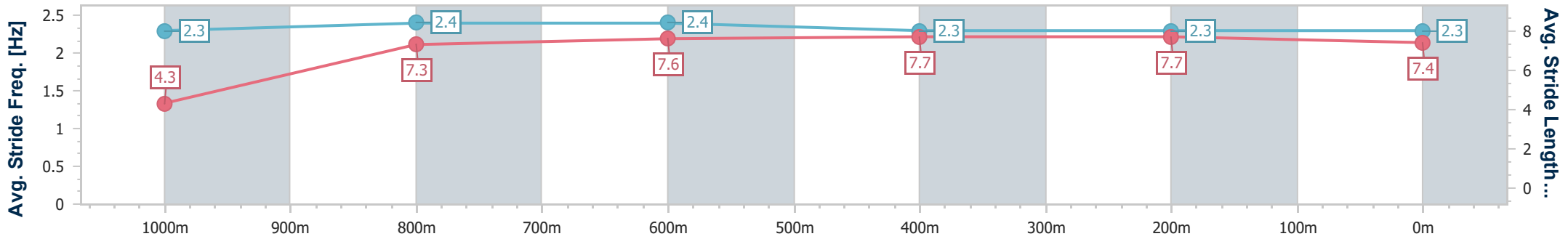
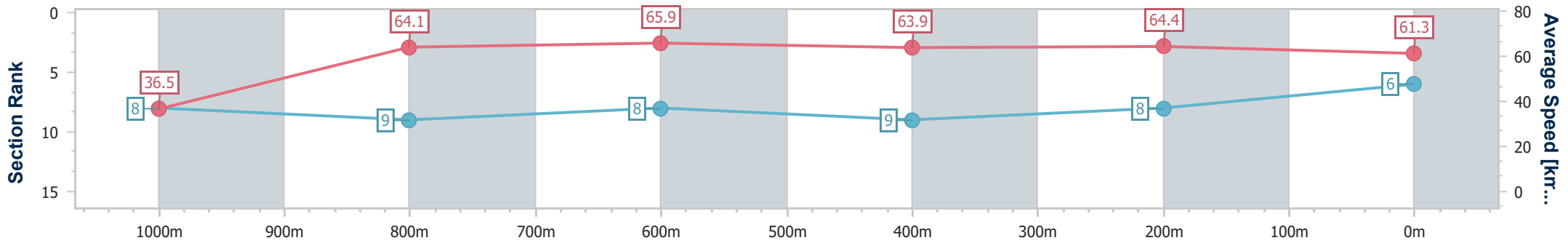


**Doomben QLD Professional**  
**Race 1: Officiating at Aquis QTIS Two-Years-Old Plate - 1050m**  
 05 October 2024 - 12:14  
 Track Rating: Good 4, Weather: Fine, Rail Position: +4m Entire



**BRISBANE**  
 RACING CLUB

Section	Overall	1000m	800m	600m	400m	200m
Section Times	1:01.70 [6] (0:04.96)	0:56.74 [8] (0:11.36)	0:45.38 [9] (0:11.09)	0:34.29 [8] (0:11.44)	0:22.85 [9] (0:11.08)	0:11.77 [8] (0:11.77)
Average Speed [km/h]	36.5	64.1	65.9	63.9	64.4	61.3
Top Speed [km/h]	58.3	66.6	67.3	66.7	65.9	64.8
Avg. Dist. to Rail [m]	7.8	4.9	3.9	2.3	1.7	0.6
Avg. Stride Freq. [Hz]	2.3	2.4	2.4	2.3	2.3	2.3
Avg. Stride Length [m]	4.3	7.3	7.6	7.7	7.7	7.4



- [ ] Ranking at each section and finish
- .-.- No data available at this section
- NA No data available



Horse/Jockey Name	Mishani Extreme
Final Rank	7
Fastest Section Time (Section)	0:04.86 (Overall)
Top Speed [km/h] (Section)	70.4 (1000m)
Race State	Finished

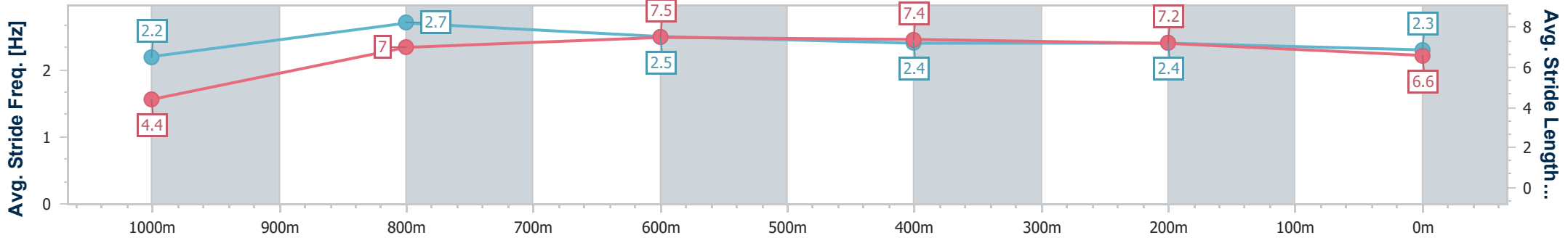
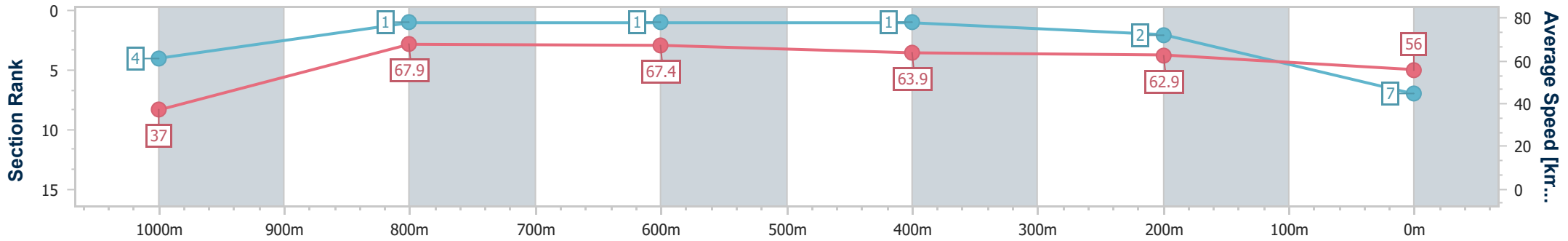


**Doomben QLD Professional**  
**Race 1: Officiating at Aquis QTIS Two-Years-Old Plate - 1050m**  
 05 October 2024 - 12:14  
 Track Rating: Good 4, Weather: Fine, Rail Position: +4m Entire



BRISBANE  
RACING CLUB

Section	Overall	1000m	800m	600m	400m	200m
Section Times	1:01.89 [7] (0:04.86)	0:57.03 [4] (0:10.66)	0:46.37 [1] (0:10.71)	0:35.66 [1] (0:11.36)	0:24.30 [1] (0:11.40)	0:12.90 [2]
Average Speed [km/h]	37.0	67.9	67.4	63.9	62.9	56.0
Top Speed [km/h]	58.5	70.4	68.9	66.3	64.4	60.8
Avg. Dist. to Rail [m]	5.5	3.2	1.1	1.9	2.5	3.5
Avg. Stride Freq. [Hz]	2.2	2.7	2.5	2.4	2.4	2.3
Avg. Stride Length [m]	4.4	7.0	7.5	7.4	7.2	6.6



- [ ] Ranking at each section and finish
- .-.- No data available at this section
- NA No data available





Horse/Jockey Name	Son Of A Lie
Final Rank	8
Fastest Section Time (Section)	0:05.28 (Overall)
Top Speed [km/h] (Section)	67.2 (1000m)
Race State	Finished

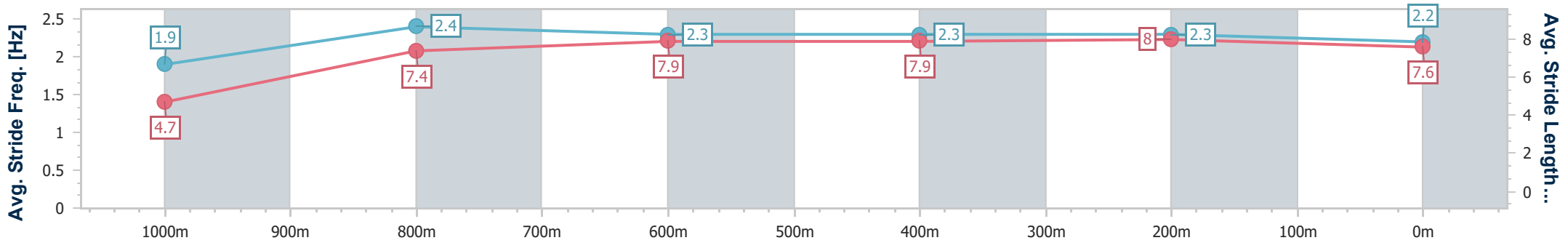
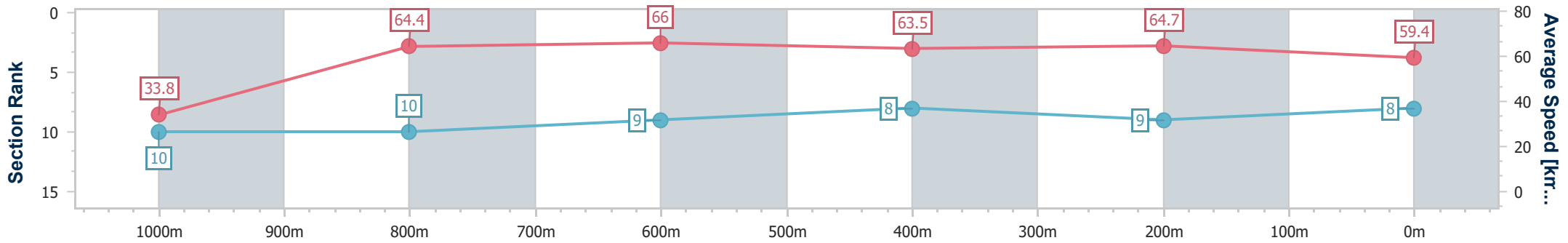


**Doomben QLD Professional**  
**Race 1: Officiating at Aquis QTIS Two-Years-Old Plate - 1050m**  
**05 October 2024 - 12:14**  
**Track Rating: Good 4, Weather: Fine, Rail Position: +4m Entire**



**BRISBANE**  
**RACING CLUB**

Section	Overall	1000m	800m	600m	400m	200m
Section Times	1:02.06 [8] (0:05.28)	0:56.78 [10] (0:11.21)	0:45.57 [10] (0:10.93)	0:34.64 [9] (0:11.40)	0:23.24 [8] (0:11.12)	0:12.12 [9]
Average Speed [km/h]	33.8	64.4	66.0	63.5	64.7	59.4
Top Speed [km/h]	54.8	67.2	67.2	66.5	65.7	63.8
Avg. Dist. to Rail [m]	5.4	1.4	0.4	0.8	1.2	2.7
Avg. Stride Freq. [Hz]	1.9	2.4	2.3	2.3	2.3	2.2
Avg. Stride Length [m]	4.7	7.4	7.9	7.9	8.0	7.6



- [ ] Ranking at each section and finish
- .-.- No data available at this section
- NA No data available



Horse/Jockey Name	Insain Lady
Final Rank	9
Fastest Section Time (Section)	0:04.92 (Overall)
Top Speed [km/h] (Section)	68.2 (1000m)
Race State	Finished

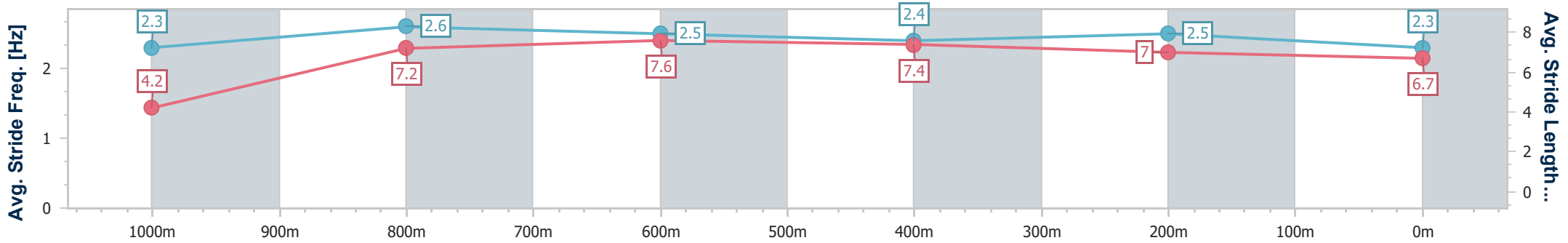
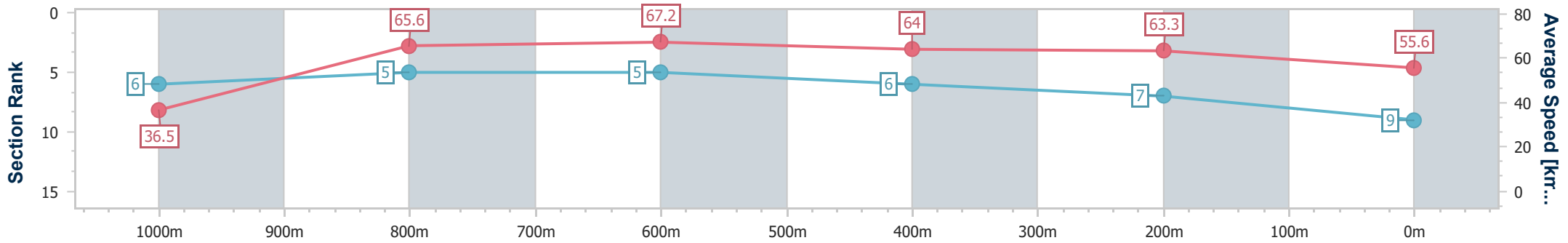


**Doomben QLD Professional**  
**Race 1: Officiating at Aquis QTIS Two-Years-Old Plate - 1050m**  
**05 October 2024 - 12:14**  
**Track Rating: Good 4, Weather: Fine, Rail Position: +4m Entire**



**BRISBANE**  
**RACING CLUB**

Section	Overall	1000m	800m	600m	400m	200m
Section Times	1:02.73 [9] (0:04.92)	0:57.81 [6] (0:11.01)	0:46.80 [5] (0:10.96)	0:35.84 [5] (0:11.49)	0:24.35 [6] (0:11.43)	0:12.92 [7] (0:12.92)
Average Speed [km/h]	36.5	65.6	67.2	64.0	63.3	55.6
Top Speed [km/h]	58.0	68.2	68.2	66.0	64.5	60.9
Avg. Dist. to Rail [m]	2.4	1.5	4.9	4.0	2.1	3.0
Avg. Stride Freq. [Hz]	2.3	2.6	2.5	2.4	2.5	2.3
Avg. Stride Length [m]	4.2	7.2	7.6	7.4	7.0	6.7



- [ ] Ranking at each section and finish
- .-.- No data available at this section
- NA No data available



Horse/Jockey Name	Rapid Ready
Final Rank	10
Fastest Section Time (Section)	0:05.01 (Overall)
Top Speed [km/h] (Section)	68.6 (1000m)
Race State	Finished

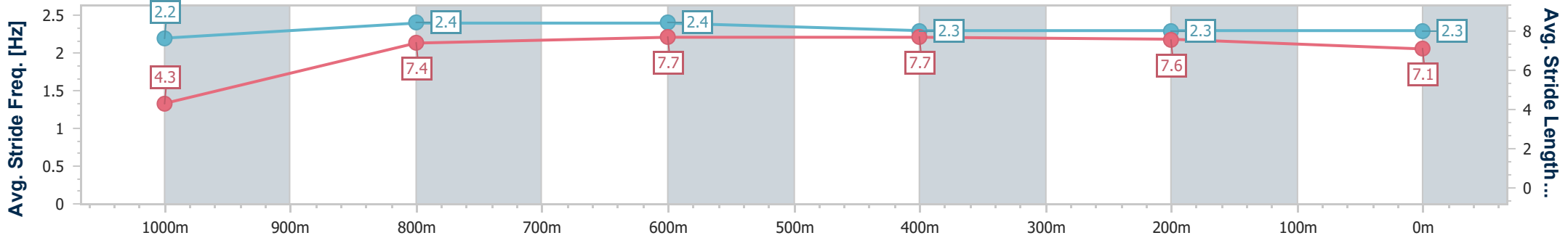
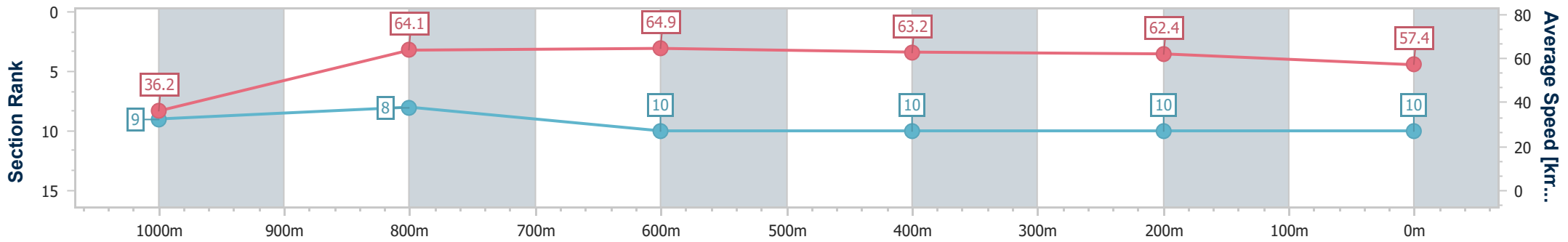


**Doomben QLD Professional**  
**Race 1: Officiating at Aquis QTIS Two-Years-Old Plate - 1050m**  
 05 October 2024 - 12:14  
 Track Rating: Good 4, Weather: Fine, Rail Position: +4m Entire



BRISBANE  
RACING CLUB

Section	Overall	1000m	800m	600m	400m	200m
Section Times	1:03.15 [10] (0:05.01)	0:58.14 [9] (0:11.29)	0:46.85 [8] (0:11.18)	0:35.67 [10] (0:11.57)	0:24.10 [10] (0:11.56)	0:12.54 [10] (0:12.54)
Average Speed [km/h]	36.2	64.1	64.9	63.2	62.4	57.4
Top Speed [km/h]	58.2	68.6	68.3	65.1	63.2	60.5
Avg. Dist. to Rail [m]	8.6	4.1	2.4	2.3	0.4	1.1
Avg. Stride Freq. [Hz]	2.2	2.4	2.4	2.3	2.3	2.3
Avg. Stride Length [m]	4.3	7.4	7.7	7.7	7.6	7.1



- [ ] Ranking at each section and finish
- .-.- No data available at this section
- NA No data available



# Doomben QLD Professional

## Race 2: Become a BRC Member BM70 Handicap - 1615m

05 October 2024 - 12:48



BRISBANE  
RACING CLUB

Track Rating: Good 4, Weather: Fine, Rail Position: +4m Entire

Section		Field Times												
Overall	1400m	1200m	1000m	800m	600m	400m	Last 600m							
1:35.87 (0:15.16)	1:20.71 (0:11.10)	1:09.61 (0:11.08)	0:58.53 (0:11.71)	0:46.82 (0:11.72)	0:35.10 (0:11.35)	0:23.75 (0:11.48)	0:35.10							
Rank	TAB	Horse/Jockey	Barrier	Top Speed [km/h]	Fastest Section								Distance Travelled [m]	
1	12	REDFORD James Orman	2	68.6 400m	0:10.81 400m	1:35.87 [1] (0:15.65)	1:20.22 [6] (0:11.29)	1:08.93 [7] (0:11.45)	0:57.48 [7] (0:11.73)	0:45.75 [8] (0:11.74)	0:34.01 [10] (0:11.17)	0:22.84 [8] (0:10.81)	0:34.01	
2	5	PORKY Angela Jones	11	68.1 Overall	0:11.08 1200m	1:35.97 [2] (0:15.17)	1:20.80 [2] (0:11.09)	1:09.71 [1] (0:11.08)	0:58.63 [1] (0:11.71)	0:46.92 [1] (0:11.72)	0:35.20 [1] (0:11.35)	0:23.85 [1] (0:11.48)	0:35.20	+0
3	7	THE CULLINAN Michael Murphy	7	66.1 Overall	0:11.18 1400m	1:36.08 [3] (0:15.28)	1:20.80 [3] (0:11.18)	1:09.62 [4] (0:11.30)	0:58.32 [5] (0:11.67)	0:46.65 [4] (0:11.69)	0:34.96 [4] (0:11.24)	0:23.72 [2] (0:11.30)	0:34.96	+1
4	1	DEMON DARB Jag Guthmann-Chester	1	65.3 400m	0:11.14 1200m	1:36.08 [4] (0:15.46)	1:20.62 [5] (0:11.15)	1:09.47 [5] (0:11.14)	0:58.33 [3] (0:11.84)	0:46.49 [5] (0:11.83)	0:34.66 [5] (0:11.30)	0:23.36 [5] (0:11.19)	0:34.66	-3
5	15	NEW JOY Tahlia Fenlon	6	65.4 400m	0:11.03 1400m	1:36.16 [5] (0:16.27)	1:19.89 [12] (0:11.03)	1:08.86 [11] (0:11.30)	0:57.56 [11] (0:11.57)	0:45.99 [9] (0:11.64)	0:34.35 [8] (0:11.34)	0:23.01 [10] (0:11.15)	0:34.35	-9
6	10	KIND WISH Martin Harley	22	66.5 400m	0:11.07 400m	1:36.24 [6] (0:15.80)	1:20.44 [9] (0:11.36)	1:09.08 [9] (0:11.29)	0:57.79 [9] (0:11.73)	0:46.06 [10] (0:11.67)	0:34.39 [9] (0:11.10)	0:23.29 [7] (0:11.07)	0:34.39	+1
7	4	CALCAREOUS Georgina Cartwright	5	66.2 1400m	0:11.11 1400m	1:36.37 [7] (0:15.73)	1:20.64 [8] (0:11.11)	1:09.53 [6] (0:11.25)	0:58.28 [6] (0:11.65)	0:46.63 [6] (0:11.72)	0:34.91 [6] (0:11.28)	0:23.63 [6] (0:11.36)	0:34.91	-2
8	2	GOOD LIEUTENANT Ryan Maloney	4	64.9 Overall	0:11.14 1400m	1:36.50 [8] (0:15.16)	1:21.34 [1] (0:11.14)	1:10.20 [2] (0:11.25)	0:58.95 [2] (0:11.65)	0:47.30 [2] (0:11.79)	0:35.51 [3] (0:11.44)	0:24.07 [4] (0:11.50)	0:35.51	-5
9	3	NORTHERN DECREE Noel Callow	9	66.2 1400m	0:11.12 1400m	1:36.59 [9] (0:15.32)	1:21.27 [4] (0:11.12)	1:10.15 [3] (0:11.31)	0:58.84 [4] (0:11.55)	0:47.29 [3] (0:11.67)	0:35.62 [2] (0:11.44)	0:24.18 [3] (0:11.58)	0:35.62	+2
10	6	SATAY CHICKEN Kyle Wilson-Taylor	10	67.5 400m	0:10.97 400m	1:36.78 [10] (0:16.09)	1:20.69 [11] (0:11.61)	1:09.08 [12] (0:11.37)	0:57.71 [12] (0:11.63)	0:46.08 [12] (0:11.52)	0:34.56 [12] (0:11.32)	0:23.24 [12] (0:10.97)	0:34.56	-3

Scratched: Diana's Affair (#8), Ultimate Outcome (#11), He's For The Girls (#14)

[ ] Ranking at each section and finish  
 -:-:- No data available at this section  
 NA No data available

SCN Saddle cloth number  
 DNF Did not finish  
 DNT Did not track



# Doomben QLD Professional

## Race 2: Become a BRC Member BM70 Handicap - 1615m

05 October 2024 - 12:48



BRISBANE  
RACING CLUB

Track Rating: Good 4, Weather: Fine, Rail Position: +4m Entire

Section	Overall	1400m	1200m	1000m	800m	600m	400m	Last 600m
Field Times	1:35.87 (0:15.16)	1:20.71 (0:11.10)	1:09.61 (0:11.08)	0:58.53 (0:11.71)	0:46.82 (0:11.72)	0:35.10 (0:11.35)	0:23.75 (0:11.48)	0:35.10

Rank	TAB	Horse/Jockey	Barrier	Top Speed [km/h]	Fastest Section	Overall	1400m	1200m	1000m	800m	600m	400m	Last 600m	Distance Travelled [m]
11	13	CHARLIE'S CASE	123	67.2	0:11.33	1:36.90 [11]	1:21.18 [7]	1:09.79 [8]	0:58.46 [8]	0:46.87 [7]	0:35.28 [7]	0:23.81 [9]	0:35.28	+7
		Nikita Beriman		Overall	1200m	(0:15.72)	(0:11.39)	(0:11.33)	(0:11.59)	(0:11.59)	(0:11.47)	(0:11.53)		
12	9	FEATHERTOP	8	64.7	0:11.32	1:38.13 [12]	1:22.18 [10]	1:10.85 [10]	0:59.53 [10]	0:47.79 [11]	0:36.10 [11]	0:24.60 [11]	0:36.10	+1
		Andrew Mallyon		1400m	1200m	(0:15.95)	(0:11.33)	(0:11.32)	(0:11.74)	(0:11.69)	(0:11.50)	(0:11.49)		

Scratched: Diana's Affair (#8), Ultimate Outcome (#11), He's For The Girls (#14)

[ ] Ranking at each section and finish  
 -:-:-:- No data available at this section  
 NA No data available

SCN Saddle cloth number  
 DNF Did not finish  
 DNT Did not track



# Doomben QLD Professional

## Race 2: Become a BRC Member BM70 Handicap - 1615m

05 October 2024 - 12:48



BRISBANE  
RACING CLUB

Track Rating: Good 4, Weather: Fine, Rail Position: +4m Entire

Section							200m			Last 600m
Field Times							0:12.27			0:35.10
Rank	TAB	Horse/Jockey	Barrier	Top Speed [km/h]	Fastest Section	Margin				Distance Travelled [m]
1	12	<b>REDFORD</b> James Orman	2	68.6 400m	0:10.81 400m	0:12.03 [3] (0:12.03)	1:35.87		0:34.01	
2	5	<b>PORKY</b> Angela Jones	11	68.1 Overall	0:11.08 1200m	0:12.37 [1] (0:12.37)	0.62L		0:35.20	+0
3	7	<b>THE CULLINAN</b> Michael Murphy	7	66.1 Overall	0:11.18 1400m	0:12.42 [2] (0:12.42)	1.24L		0:34.96	+1
4	1	<b>DEMON DARB</b> Jag Guthmann-Chester	1	65.3 400m	0:11.14 1200m	0:12.17 [4] (0:12.17)	1.25L		0:34.66	-3
5	15	<b>NEW JOY</b> Tahlia Fenlon	6	65.4 400m	0:11.03 1400m	0:11.86 [9] (0:11.86)	1.73L		0:34.35	-9
6	10	<b>KIND WISH</b> Martin Harley	22	66.5 400m	0:11.07 400m	0:12.22 [7] (0:12.22)	2.22L		0:34.39	+1
7	4	<b>CALCAREOUS</b> Georgina Cartwright	5	66.2 1400m	0:11.11 1400m	0:12.27 [8] (0:12.27)	2.95L		0:34.91	-2
8	2	<b>GOOD LIEUTENANT</b> Ryan Maloney	4	64.9 Overall	0:11.14 1400m	0:12.57 [5] (0:12.57)	3.71L		0:35.51	-5
9	3	<b>NORTHERN DECREE</b> Noel Callow	9	66.2 1400m	0:11.12 1400m	0:12.60 [6] (0:12.60)	4.27L		0:35.62	+2
10	6	<b>SATAY CHICKEN</b> Kyle Wilson-Taylor	10	67.5 400m	0:10.97 400m	0:12.27 [10] (0:12.27)	5.36L		0:34.56	-3

Scratched: Diana's Affair (#8), Ultimate Outcome (#11), He's For The Girls (#14)

Report Created: Sat 5 October 2024 13:03 GMT+10 (Note: Timing is based on position data)

Page 3/16

[ ] Ranking at each section and finish  
 -:-:- No data available at this section  
 NA No data available

SCN Saddle cloth number  
 DNF Did not finish  
 DNT Did not track

data processed by  **TRIPLES DATA**



# Doomben QLD Professional

Race 2: Become a BRC Member BM70 Handicap - 1615m

05 October 2024 - 12:48



BRISBANE  
RACING CLUB

Track Rating: Good 4, Weather: Fine, Rail Position: +4m Entire

Section				200m				Last 600m		
Field Times				0:12.27 (0:12.27)				0:35.10		
Rank	TAB	Horse/Jockey	Barrier	Top Speed [km/h]	Fastest Section	Margin			Distance Travelled [m]	
11	13	<b>CHARLIE'S CASE</b>	123	67.2	0:11.33	0:12.28 [11]	6.07L		0:35.28	+7
		Nikita Beriman		Overall	1200m	(0:12.28)				
12	9	<b>FEATHERTOP</b>	8	64.7	0:11.32	0:13.11 [12]	13.31L		0:36.10	+1
		Andrew Mallyon		1400m	1200m	(0:13.11)				

Scratched: Diana's Affair (#8), Ultimate Outcome (#11), He's For The Girls (#14)

[ ] Ranking at each section and finish  
 -:-:-:- No data available at this section  
 NA No data available

SCN Saddle cloth number  
 DNF Did not finish  
 DNT Did not track



Horse/Jockey Name	Redford
Final Rank	1
Fastest Section Time (Section)	0:10.81 (400m)
Top Speed [km/h] (Section)	68.6 (400m)
Race State	Finished



Doomben QLD Professional

Race 2: Become a BRC Member BM70 Handicap - 1615m

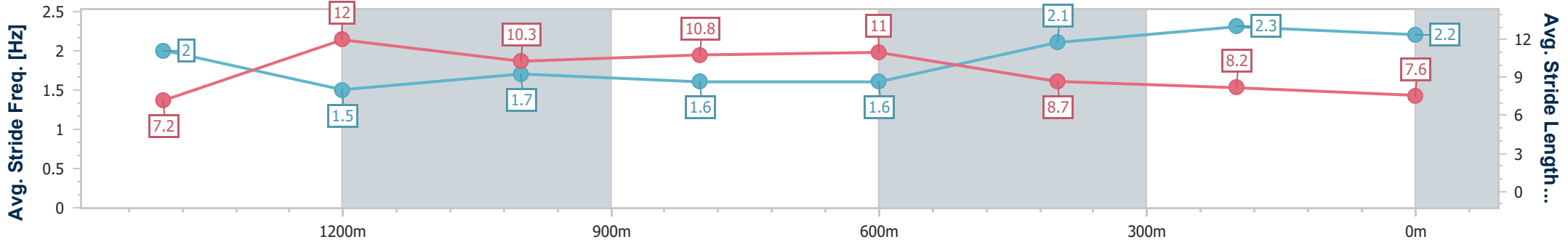
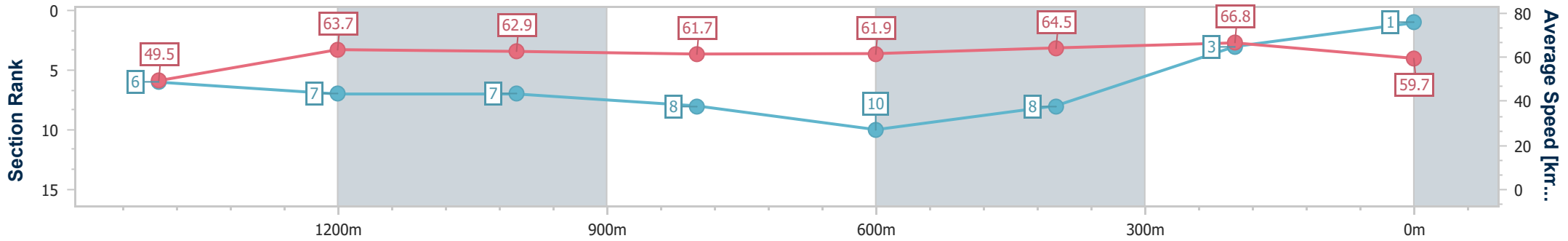
05 October 2024 - 12:48

Track Rating: Good 4, Weather: Fine, Rail Position: +4m Entire



BRISBANE RACING CLUB

Section	Overall	1400m	1200m	1000m	800m	600m	400m	200m
Section Times	1:35.87 [1] (0:15.65)	1:20.22 [6] (0:11.29)	1:08.93 [7] (0:11.45)	0:57.48 [7] (0:11.73)	0:45.75 [8] (0:11.74)	0:34.01 [10] (0:11.17)	0:22.84 [8] (0:10.81)	0:12.03 [3] (0:12.03)
Average Speed [km/h]	49.5	63.7	62.9	61.7	61.9	64.5	66.8	59.7
Top Speed [km/h]	65.1	65.5	63.3	62.9	64.1	66.6	68.6	67.3
Avg. Dist. to Rail [m]	2.4	0.3	1.3	1.3	1.5	0.5	1.9	2.5
Avg. Stride Freq. [Hz]	2.0	1.5	1.7	1.6	1.6	2.1	2.3	2.2
Avg. Stride Length [m]	7.2	12.0	10.3	10.8	11.0	8.7	8.2	7.6



- [ ] Ranking at each section and finish
- .-.- No data available at this section
- NA No data available





Horse/Jockey Name	Porky
Final Rank	2
Fastest Section Time (Section)	0:11.08 (1200m)
Top Speed [km/h] (Section)	68.1 (Overall)
Race State	Finished



### Doomben QLD Professional

Race 2: Become a BRC Member BM70 Handicap - 1615m

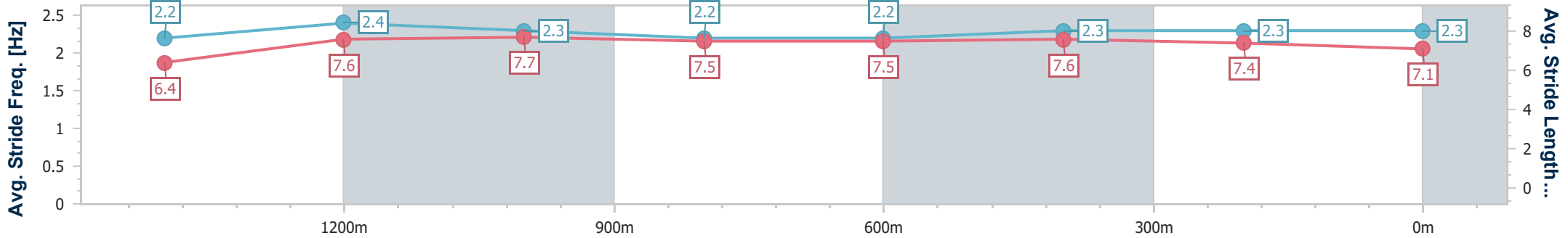
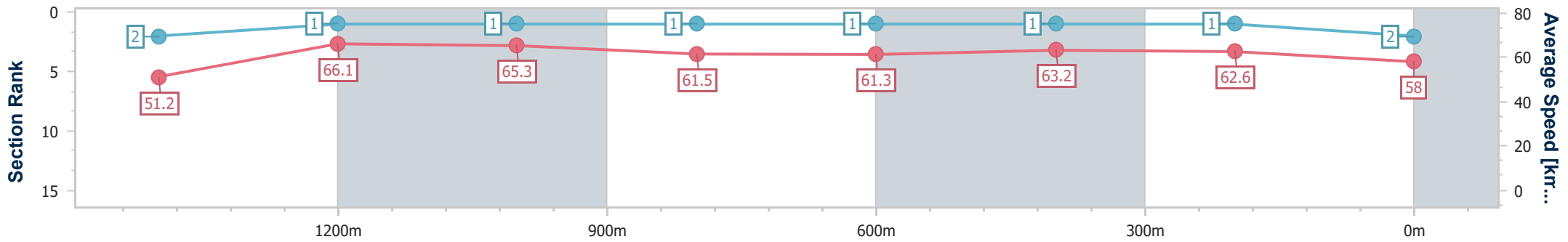
05 October 2024 - 12:48

Track Rating: Good 4, Weather: Fine, Rail Position: +4m Entire



BRISBANE RACING CLUB

Section	Overall	1400m	1200m	1000m	800m	600m	400m	200m
Section Times	1:35.97 [2] (0:15.17)	1:20.80 [2] (0:11.09)	1:09.71 [1] (0:11.08)	0:58.63 [1] (0:11.71)	0:46.92 [1] (0:11.72)	0:35.20 [1] (0:11.35)	0:23.85 [1] (0:11.48)	0:12.37 [1] (0:12.37)
Average Speed [km/h]	51.2	66.1	65.3	61.5	61.3	63.2	62.6	58.0
Top Speed [km/h]	68.1	66.6	65.8	62.9	61.5	63.2	63.4	61.1
Avg. Dist. to Rail [m]	7.8	2.7	2.2	0.7	0.2	0.9	1.4	0.3
Avg. Stride Freq. [Hz]	2.2	2.4	2.3	2.2	2.2	2.3	2.3	2.3
Avg. Stride Length [m]	6.4	7.6	7.7	7.5	7.5	7.6	7.4	7.1



- [ ] Ranking at each section and finish
- .-.- No data available at this section
- NA No data available



Horse/Jockey Name	The Cullinan
Final Rank	3
Fastest Section Time (Section)	0:11.18 (1400m)
Top Speed [km/h] (Section)	66.1 (Overall)
Race State	Finished



Doomben QLD Professional

Race 2: Become a BRC Member BM70 Handicap - 1615m

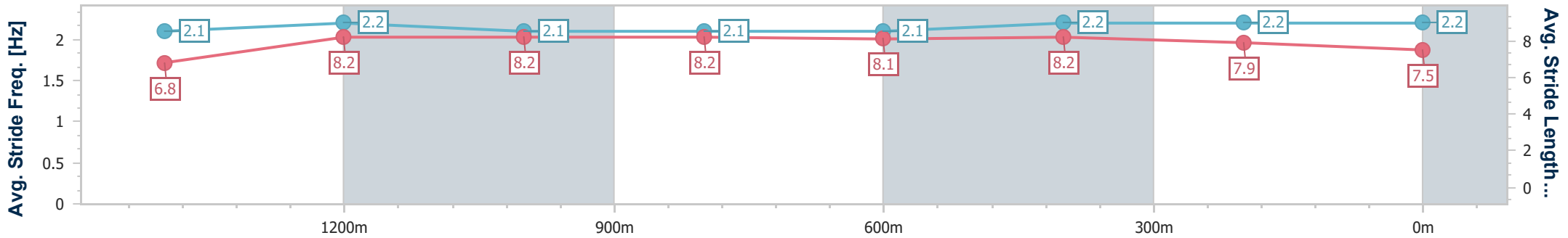
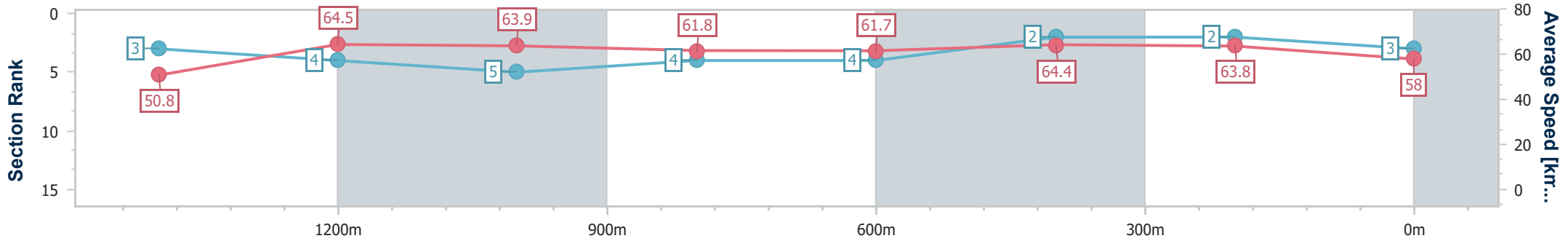
05 October 2024 - 12:48

Track Rating: Good 4, Weather: Fine, Rail Position: +4m Entire



BRISBANE RACING CLUB

Section	Overall	1400m	1200m	1000m	800m	600m	400m	200m
Section Times	1:36.08 [3] (0:15.28)	1:20.80 [3] (0:11.18)	1:09.62 [4] (0:11.30)	0:58.32 [5] (0:11.67)	0:46.65 [4] (0:11.69)	0:34.96 [4] (0:11.24)	0:23.72 [2] (0:11.30)	0:12.42 [2] (0:12.42)
Average Speed [km/h]	50.8	64.5	63.9	61.8	61.7	64.4	63.8	58.0
Top Speed [km/h]	66.1	65.8	64.8	62.7	62.8	64.9	65.0	62.0
Avg. Dist. to Rail [m]	4.6	0.8	1.8	0.5	0.8	0.6	1.8	1.8
Avg. Stride Freq. [Hz]	2.1	2.2	2.1	2.1	2.1	2.2	2.2	2.2
Avg. Stride Length [m]	6.8	8.2	8.2	8.2	8.1	8.2	7.9	7.5



- [ ] Ranking at each section and finish
- .-.-.- No data available at this section
- NA No data available



Horse/Jockey Name	Demon Darb
Final Rank	4
Fastest Section Time (Section)	0:11.14 (1200m)
Top Speed [km/h] (Section)	65.3 (400m)
Race State	Finished



Doomben QLD Professional

Race 2: Become a BRC Member BM70 Handicap - 1615m

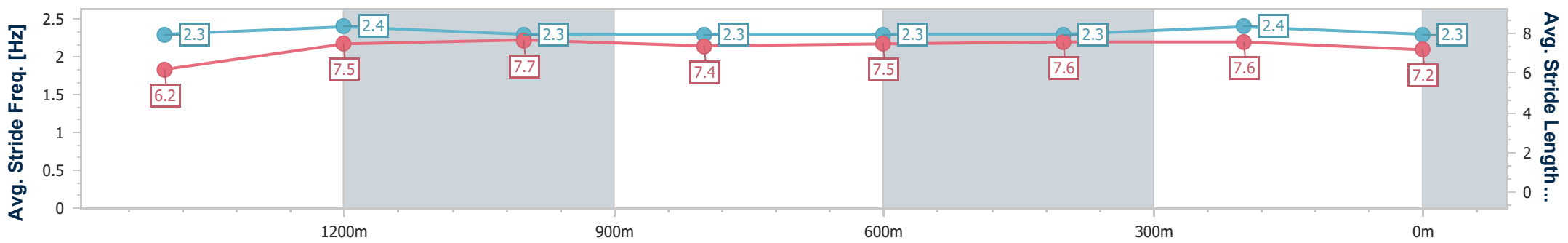
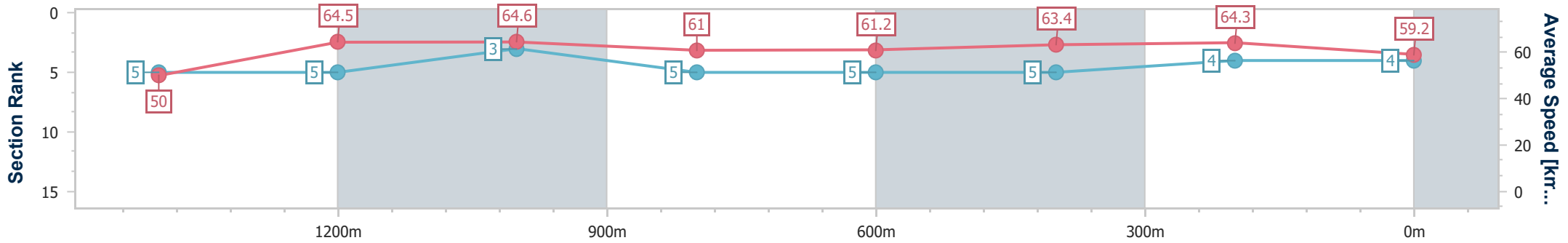
05 October 2024 - 12:48

Track Rating: Good 4, Weather: Fine, Rail Position: +4m Entire



BRISBANE RACING CLUB

Section	Overall	1400m	1200m	1000m	800m	600m	400m	200m
Section Times	1:36.08 [4] (0:15.46)	1:20.62 [5] (0:11.15)	1:09.47 [5] (0:11.14)	0:58.33 [3] (0:11.84)	0:46.49 [5] (0:11.83)	0:34.66 [5] (0:11.30)	0:23.36 [5] (0:11.19)	0:12.17 [4] (0:12.17)
Average Speed [km/h]	50.0	64.5	64.6	61.0	61.2	63.4	64.3	59.2
Top Speed [km/h]	64.8	65.1	65.1	63.3	62.2	64.2	65.3	62.5
Avg. Dist. to Rail [m]	0.8	0.5	1.1	1.2	0.7	0.9	1.5	2.2
Avg. Stride Freq. [Hz]	2.3	2.4	2.3	2.3	2.3	2.3	2.4	2.3
Avg. Stride Length [m]	6.2	7.5	7.7	7.4	7.5	7.6	7.6	7.2



- [ ] Ranking at each section and finish
- .-.- No data available at this section
- NA No data available



Horse/Jockey Name	New Joy
Final Rank	5
Fastest Section Time (Section)	0:11.03 (1400m)
Top Speed [km/h] (Section)	65.4 (400m)
Race State	Finished



Doomben QLD Professional

Race 2: Become a BRC Member BM70 Handicap - 1615m

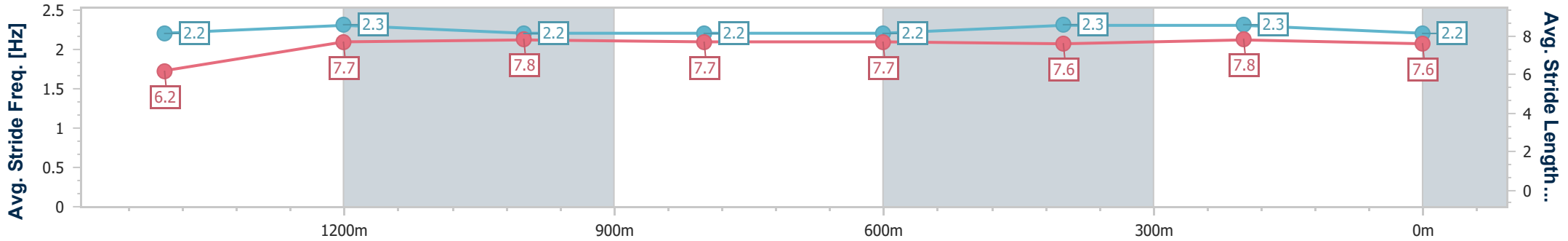
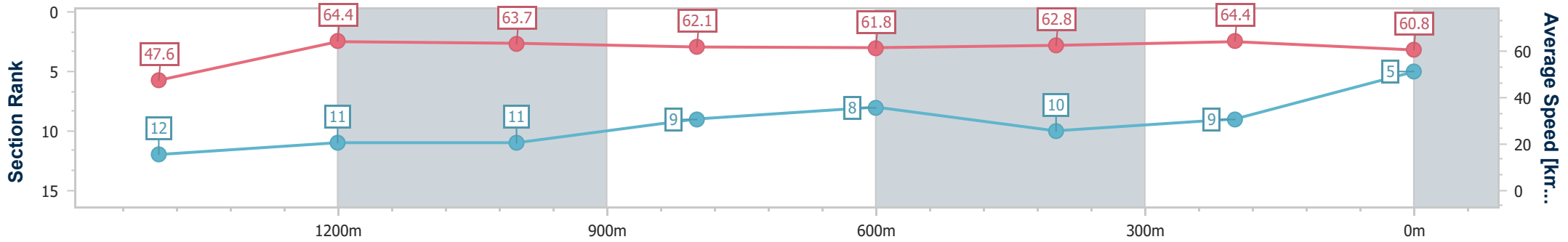
05 October 2024 - 12:48

Track Rating: Good 4, Weather: Fine, Rail Position: +4m Entire



BRISBANE RACING CLUB

Section	Overall	1400m	1200m	1000m	800m	600m	400m	200m					
Section Times	1:36.16 [5] (0:16.27)	1:19.89 [12] (0:11.03)	1:08.86 [11] (0:11.30)	0:57.56 [11] (0:11.57)	0:45.99 [9] (0:11.64)	0:34.35 [8] (0:11.34)	0:23.01 [10] (0:11.15)	0:11.86 [9] (0:11.86)					
Average Speed [km/h]	47.6	64.4	63.7	62.1	61.8	62.8	64.4	60.8					
Top Speed [km/h]	62.1	65.0	64.3	64.5	62.4	63.3	65.4	64.4					
Avg. Dist. to Rail [m]	2.7	1.8	0.7	0.6	0.8	1.3	1.2	0.3					
Avg. Stride Freq. [Hz]	2.2	2.3	2.2	2.2	2.2	2.3	2.3	2.2					
Avg. Stride Length [m]	6.2	7.7	7.8	7.7	7.7	7.6	7.8	7.6					



- [ ] Ranking at each section and finish
- .-.- No data available at this section
- NA No data available



Horse/Jockey Name	Kind Wish
Final Rank	6
Fastest Section Time (Section)	0:11.07 (400m)
Top Speed [km/h] (Section)	66.5 (400m)
Race State	Finished



Doomben QLD Professional

Race 2: Become a BRC Member BM70 Handicap - 1615m

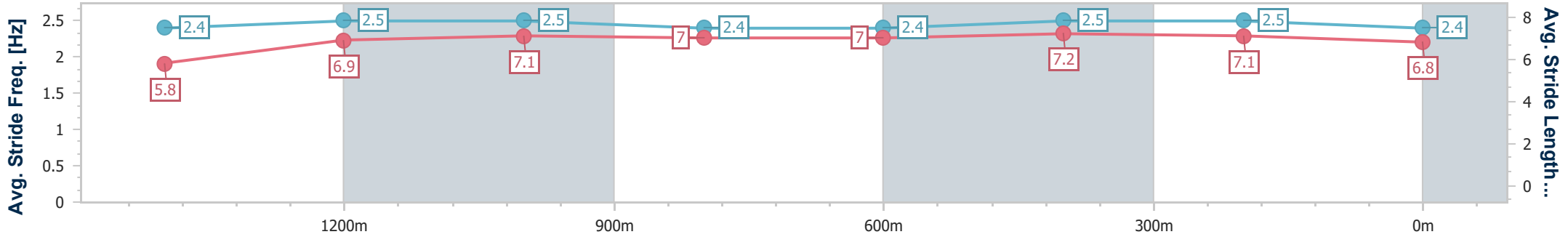
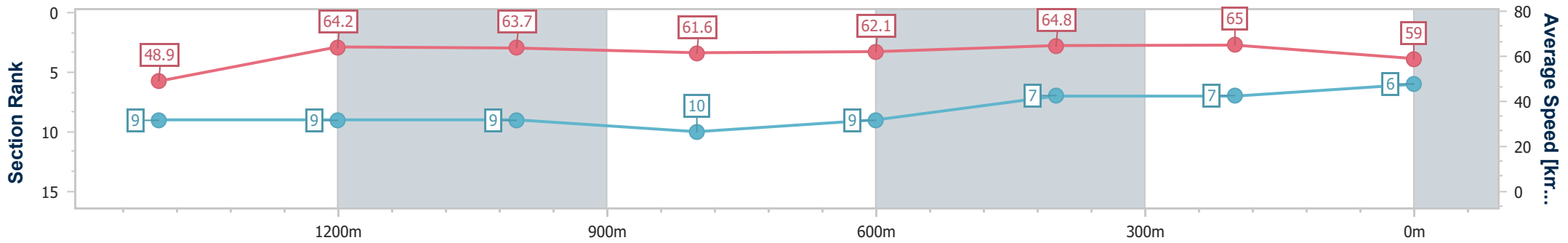
05 October 2024 - 12:48

Track Rating: Good 4, Weather: Fine, Rail Position: +4m Entire



BRISBANE RACING CLUB

Section	Overall	1400m	1200m	1000m	800m	600m	400m	200m
Section Times	1:36.24 [6] (0:15.80)	1:20.44 [9] (0:11.36)	1:09.08 [9] (0:11.29)	0:57.79 [9] (0:11.73)	0:46.06 [10] (0:11.67)	0:34.39 [9] (0:11.10)	0:23.29 [7] (0:11.07)	0:12.22 [7] (0:12.22)
Average Speed [km/h]	48.9	64.2	63.7	61.6	62.1	64.8	65.0	59.0
Top Speed [km/h]	62.9	64.9	64.1	63.0	63.3	65.4	66.5	63.7
Avg. Dist. to Rail [m]	2.1	1.5	1.7	1.5	1.1	0.5	2.4	3.0
Avg. Stride Freq. [Hz]	2.4	2.5	2.5	2.4	2.4	2.5	2.5	2.4
Avg. Stride Length [m]	5.8	6.9	7.1	7.0	7.0	7.2	7.1	6.8



- [ ] Ranking at each section and finish
- .-.- No data available at this section
- NA No data available



Horse/Jockey Name	Calcareous
Final Rank	7
Fastest Section Time (Section)	0:11.11 (1400m)
Top Speed [km/h] (Section)	66.2 (1400m)
Race State	Finished



Doomben QLD Professional

Race 2: Become a BRC Member BM70 Handicap - 1615m

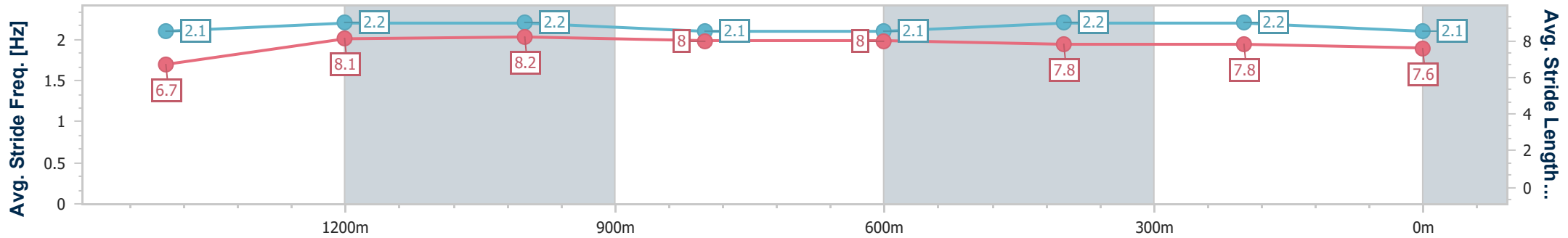
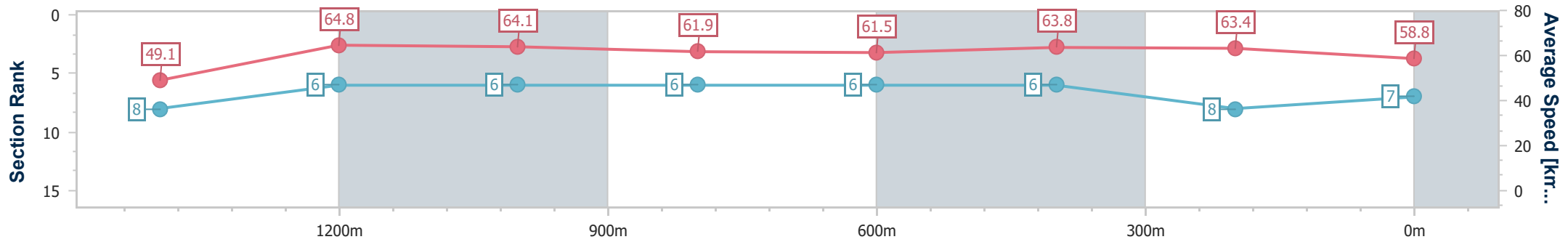
05 October 2024 - 12:48

Track Rating: Good 4, Weather: Fine, Rail Position: +4m Entire



BRISBANE RACING CLUB

Section	Overall	1400m	1200m	1000m	800m	600m	400m	200m
Section Times	1:36.37 [7] (0:15.73)	1:20.64 [8] (0:11.11)	1:09.53 [6] (0:11.25)	0:58.28 [6] (0:11.65)	0:46.63 [6] (0:11.72)	0:34.91 [6] (0:11.28)	0:23.63 [6] (0:11.36)	0:12.27 [8] (0:12.27)
Average Speed [km/h]	49.1	64.8	64.1	61.9	61.5	63.8	63.4	58.8
Top Speed [km/h]	63.4	66.2	64.2	63.3	62.2	65.0	64.8	61.8
Avg. Dist. to Rail [m]	2.8	0.3	0.6	0.6	0.3	0.4	1.0	1.6
Avg. Stride Freq. [Hz]	2.1	2.2	2.2	2.1	2.1	2.2	2.2	2.1
Avg. Stride Length [m]	6.7	8.1	8.2	8.0	8.0	7.8	7.8	7.6



- [ ] Ranking at each section and finish
- .-.- No data available at this section
- NA No data available



Horse/Jockey Name	Good Lieutenant
Final Rank	8
Fastest Section Time (Section)	0:11.14 (1400m)
Top Speed [km/h] (Section)	64.9 (Overall)
Race State	Finished



Doomben QLD Professional

Race 2: Become a BRC Member BM70 Handicap - 1615m

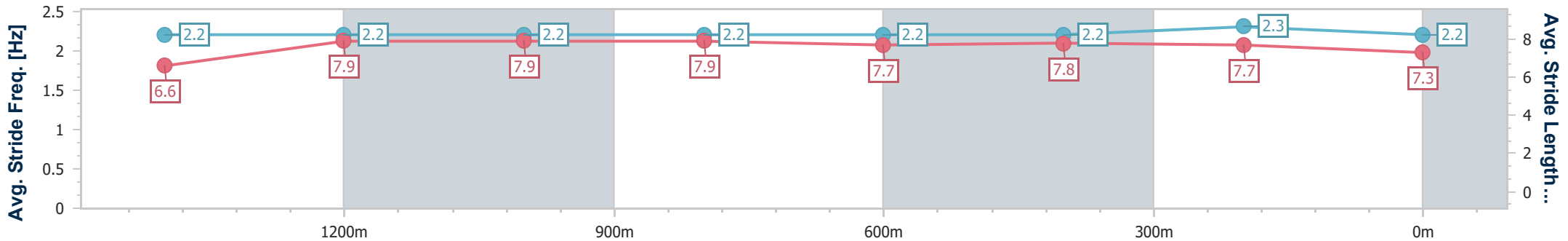
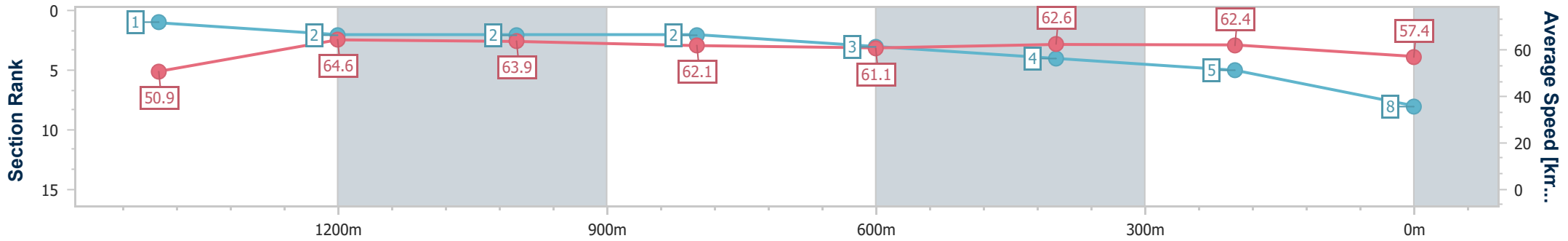
05 October 2024 - 12:48

Track Rating: Good 4, Weather: Fine, Rail Position: +4m Entire



BRISBANE RACING CLUB

Section	Overall	1400m	1200m	1000m	800m	600m	400m	200m
Section Times	1:36.50 [8] (0:15.16)	1:21.34 [1] (0:11.14)	1:10.20 [2] (0:11.25)	0:58.95 [2] (0:11.65)	0:47.30 [2] (0:11.79)	0:35.51 [3] (0:11.44)	0:24.07 [4] (0:11.50)	0:12.57 [5] (0:12.57)
Average Speed [km/h]	50.9	64.6	63.9	62.1	61.1	62.6	62.4	57.4
Top Speed [km/h]	64.9	64.6	64.8	62.6	61.3	63.0	63.6	60.3
Avg. Dist. to Rail [m]	3.3	0.6	0.2	0.8	0.4	0.8	1.0	1.4
Avg. Stride Freq. [Hz]	2.2	2.2	2.2	2.2	2.2	2.2	2.3	2.2
Avg. Stride Length [m]	6.6	7.9	7.9	7.9	7.7	7.8	7.7	7.3



- [ ] Ranking at each section and finish
- .-.- No data available at this section
- NA No data available



Horse/Jockey Name	Northern Decree
Final Rank	9
Fastest Section Time (Section)	0:11.12 (1400m)
Top Speed [km/h] (Section)	66.2 (1400m)
Race State	Finished



Doomben QLD Professional

Race 2: Become a BRC Member BM70 Handicap - 1615m

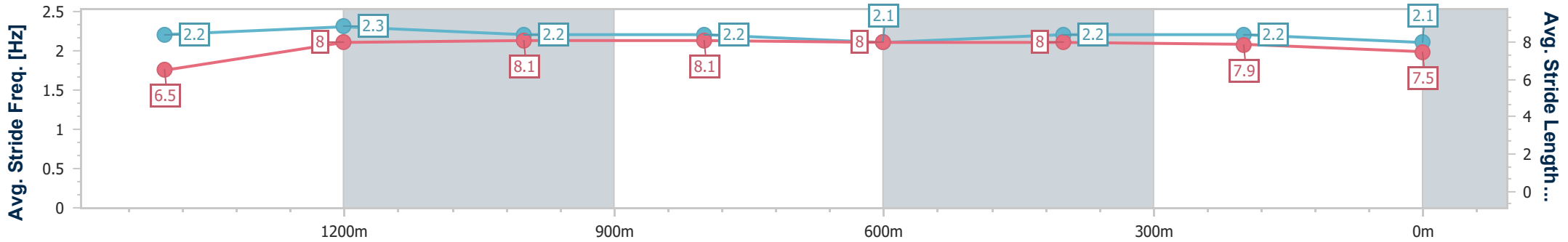
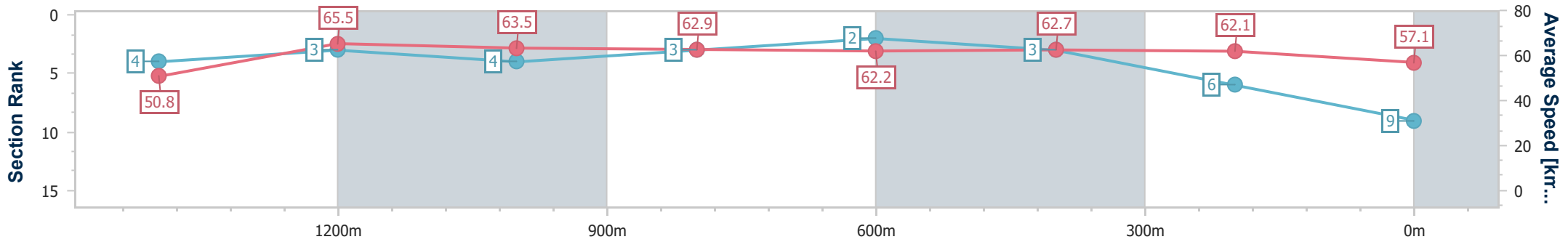
05 October 2024 - 12:48

Track Rating: Good 4, Weather: Fine, Rail Position: +4m Entire



BRISBANE RACING CLUB

Section	Overall	1400m	1200m	1000m	800m	600m	400m	200m
Section Times	1:36.59 [9] (0:15.32)	1:21.27 [4] (0:11.12)	1:10.15 [3] (0:11.31)	0:58.84 [4] (0:11.55)	0:47.29 [3] (0:11.67)	0:35.62 [2] (0:11.44)	0:24.18 [3] (0:11.58)	0:12.60 [6] (0:12.60)
Average Speed [km/h]	50.8	65.5	63.5	62.9	62.2	62.7	62.1	57.1
Top Speed [km/h]	65.7	66.2	64.9	63.0	62.5	63.2	63.1	60.4
Avg. Dist. to Rail [m]	5.3	1.9	2.9	2.4	1.5	0.9	0.9	0.3
Avg. Stride Freq. [Hz]	2.2	2.3	2.2	2.2	2.1	2.2	2.2	2.1
Avg. Stride Length [m]	6.5	8.0	8.1	8.1	8.0	8.0	7.9	7.5



- [ ] Ranking at each section and finish
- .-.- No data available at this section
- NA No data available





Horse/Jockey Name	Satay Chicken
Final Rank	10
Fastest Section Time (Section)	0:10.97 (400m)
Top Speed [km/h] (Section)	67.5 (400m)
Race State	Finished



Doomben QLD Professional

Race 2: Become a BRC Member BM70 Handicap - 1615m

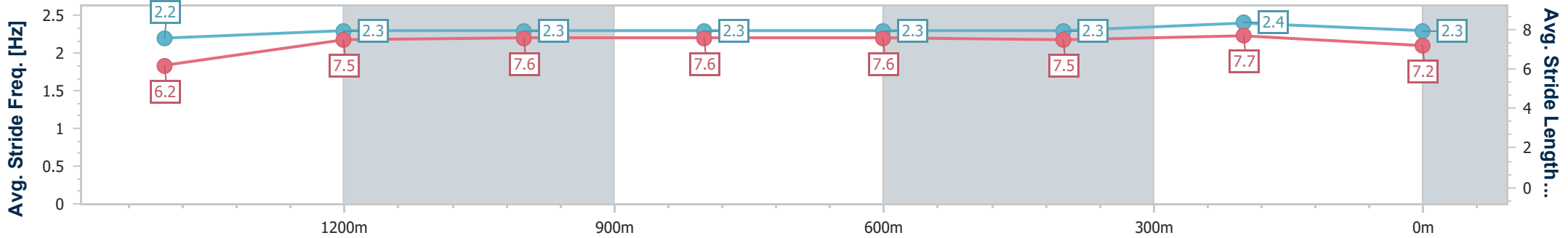
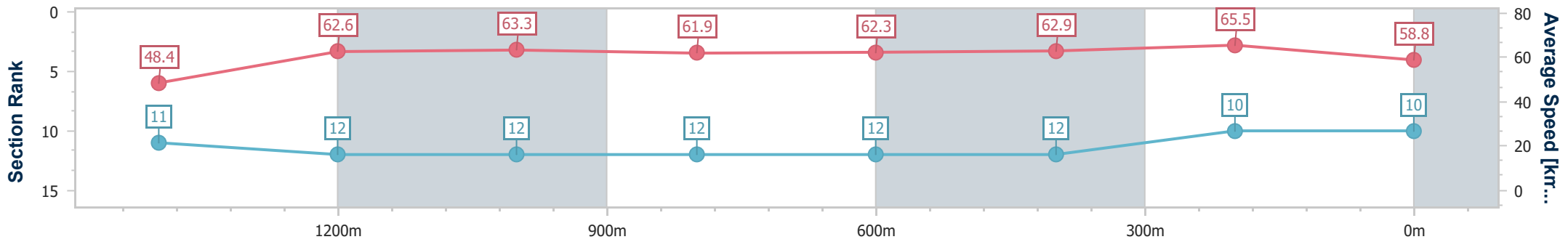
05 October 2024 - 12:48

Track Rating: Good 4, Weather: Fine, Rail Position: +4m Entire



BRISBANE RACING CLUB

Section	Overall	1400m	1200m	1000m	800m	600m	400m	200m
Section Times	1:36.78 [10] (0:16.09)	1:20.69 [11] (0:11.61)	1:09.08 [12] (0:11.37)	0:57.71 [12] (0:11.63)	0:46.08 [12] (0:11.52)	0:34.56 [12] (0:11.32)	0:23.24 [12] (0:10.97)	0:12.27 [10] (0:12.27)
Average Speed [km/h]	48.4	62.6	63.3	61.9	62.3	62.9	65.5	58.8
Top Speed [km/h]	61.6	63.1	64.4	62.9	63.4	66.2	67.5	63.4
Avg. Dist. to Rail [m]	5.5	1.6	1.2	0.6	1.0	1.3	1.0	4.7
Avg. Stride Freq. [Hz]	2.2	2.3	2.3	2.3	2.3	2.3	2.4	2.3
Avg. Stride Length [m]	6.2	7.5	7.6	7.6	7.6	7.5	7.7	7.2



- [ ] Ranking at each section and finish
- .-.- No data available at this section
- NA No data available



Horse/Jockey Name	Charlie's Case
Final Rank	11
Fastest Section Time (Section)	0:11.33 (1200m)
Top Speed [km/h] (Section)	67.2 (Overall)
Race State	Finished



### Doomben QLD Professional

Race 2: Become a BRC Member BM70 Handicap - 1615m

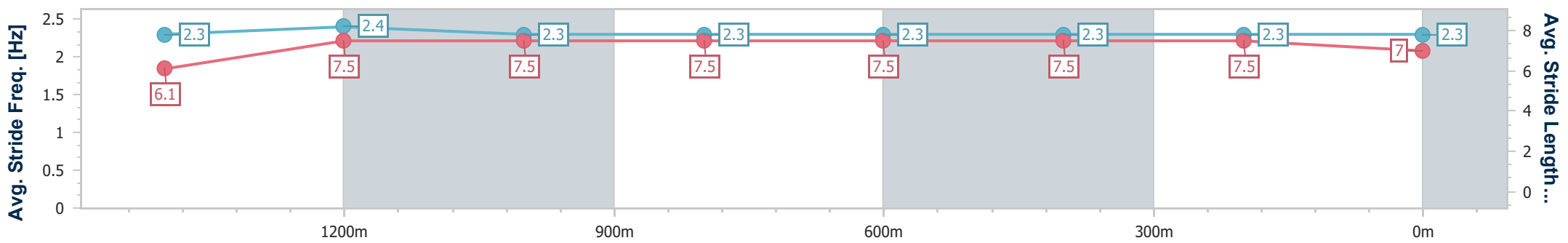
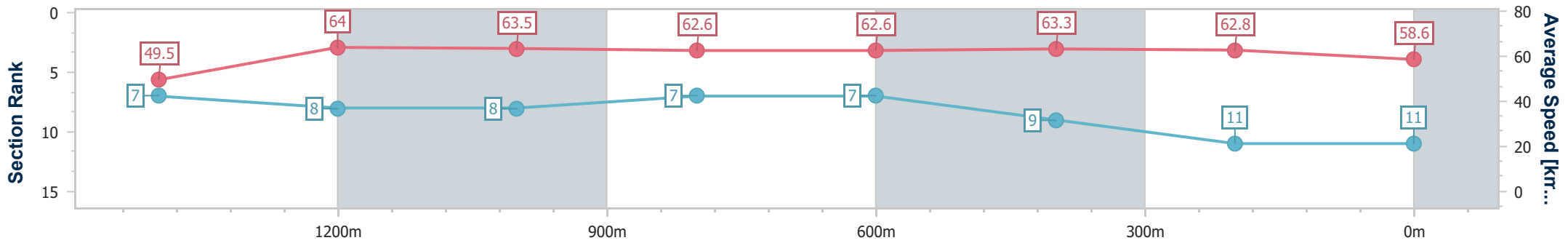
05 October 2024 - 12:48

Track Rating: Good 4, Weather: Fine, Rail Position: +4m Entire



BRISBANE RACING CLUB

Section	Overall	1400m	1200m	1000m	800m	600m	400m	200m
Section Times	1:36.90 [11] (0:15.72)	1:21.18 [7] (0:11.39)	1:09.79 [8] (0:11.33)	0:58.46 [8] (0:11.59)	0:46.87 [7] (0:11.59)	0:35.28 [7] (0:11.47)	0:23.81 [9] (0:11.53)	0:12.28 [11] (0:12.28)
Average Speed [km/h]	49.5	64.0	63.5	62.6	62.6	63.3	62.8	58.6
Top Speed [km/h]	67.2	64.8	64.1	63.2	63.2	63.4	63.8	62.5
Avg. Dist. to Rail [m]	8.9	2.3	2.6	2.3	1.9	1.5	2.8	5.1
Avg. Stride Freq. [Hz]	2.3	2.4	2.3	2.3	2.3	2.3	2.3	2.3
Avg. Stride Length [m]	6.1	7.5	7.5	7.5	7.5	7.5	7.5	7.0



- [ ] Ranking at each section and finish
- .-.- No data available at this section
- NA No data available



Horse/Jockey Name	Feathertop
Final Rank	12
Fastest Section Time (Section)	0:11.32 (1200m)
Top Speed [km/h] (Section)	64.7 (1400m)
Race State	Finished



Doomben QLD Professional

Race 2: Become a BRC Member BM70 Handicap - 1615m

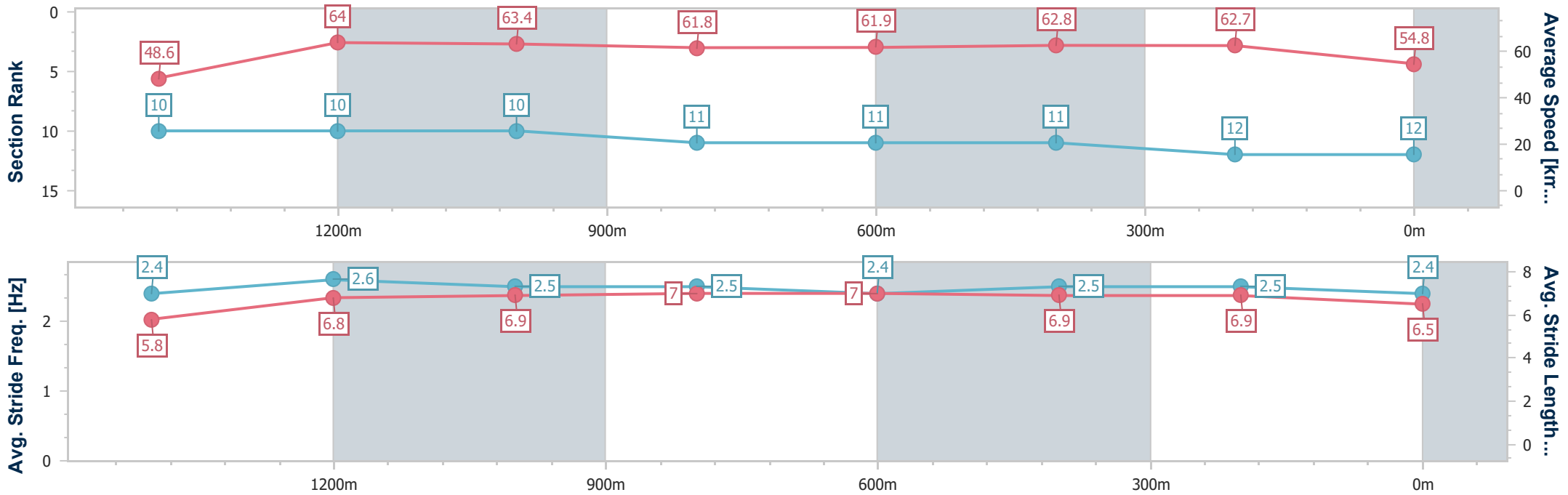
05 October 2024 - 12:48

Track Rating: Good 4, Weather: Fine, Rail Position: +4m Entire



BRISBANE RACING CLUB

Section	Overall	1400m	1200m	1000m	800m	600m	400m	200m
Section Times	1:38.13 [12] (0:15.95)	1:22.18 [10] (0:11.33)	1:10.85 [10] (0:11.32)	0:59.53 [10] (0:11.74)	0:47.79 [11] (0:11.69)	0:36.10 [11] (0:11.50)	0:24.60 [11] (0:11.49)	0:13.11 [12] (0:13.11)
Average Speed [km/h]	48.6	64.0	63.4	61.8	61.9	62.8	62.7	54.8
Top Speed [km/h]	62.5	64.7	64.5	63.8	63.0	64.1	64.4	61.4
Avg. Dist. to Rail [m]	3.9	0.8	1.5	1.4	1.0	0.5	0.9	0.4
Avg. Stride Freq. [Hz]	2.4	2.6	2.5	2.5	2.4	2.5	2.5	2.4
Avg. Stride Length [m]	5.8	6.8	6.9	7.0	7.0	6.9	6.9	6.5



- [ ] Ranking at each section and finish
- .-.- No data available at this section
- NA No data available



**Doomben QLD Professional**  
**Race 3: Sky Racing Handicap - 1615m**  
**05 October 2024 - 13:23**



BRISBANE  
RACING CLUB

Track Rating: Good 4, Weather: Fine, Rail Position: +4m Entire

Section		Overall	1400m	1200m	1000m	800m	600m	400m	Last 600m				
Field Times		1:36.01 (0:14.88)	1:21.13 (0:11.70)	1:09.43 (0:11.78)	0:57.65 (0:11.77)	0:45.88 (0:11.58)	0:34.30 (0:11.14)	0:23.16 (0:11.27)	0:34.30				
Rank	TAB Horse/Jockey	Barrier	Top Speed [km/h]	Fastest Section									Distance Travelled [m]
1	2 JUNIPAL Ryan Maloney	2	67.5 400m	0:10.87 400m	1:36.01 [1] (0:15.35)	1:20.66 [5] (0:11.85)	1:08.81 [5] (0:11.87)	0:56.94 [5] (0:11.85)	0:45.09 [5] (0:11.61)	0:33.48 [5] (0:11.18)	0:22.30 [5] (0:10.87)	0:33.48	
2	5 KORUTO Angela Jones	1	67.4 400m	0:10.86 400m	1:36.06 [2] (0:15.21)	1:20.85 [4] (0:11.79)	1:09.06 [3] (0:11.77)	0:57.29 [3] (0:11.91)	0:45.38 [4] (0:11.75)	0:33.63 [4] (0:11.08)	0:22.55 [3] (0:10.86)	0:33.63	-3
3	1 MILITARY EXPERT Jag Guthmann-Chester	5	66.2 400m	0:11.14 600m	1:36.22 [3] (0:14.88)	1:21.34 [1] (0:11.70)	1:09.64 [1] (0:11.78)	0:57.86 [1] (0:11.77)	0:46.09 [1] (0:11.58)	0:34.51 [1] (0:11.14)	0:23.37 [1] (0:11.27)	0:34.51	-2
4	4 EAGLEMONT Andrew Mallyon	4	66.7 400m	0:10.98 400m	1:36.34 [4] (0:15.18)	1:21.16 [3] (0:11.84)	1:09.32 [4] (0:11.80)	0:57.52 [4] (0:11.84)	0:45.68 [3] (0:11.63)	0:34.05 [3] (0:11.01)	0:23.04 [2] (0:10.98)	0:34.05	+3
5	6 SEBRING GIRL Nikita Beriman	6	66.5 400m	0:11.08 400m	1:36.63 [5] (0:15.04)	1:21.59 [2] (0:11.74)	1:09.85 [2] (0:11.84)	0:58.01 [2] (0:11.88)	0:46.13 [2] (0:11.75)	0:34.38 [2] (0:11.32)	0:23.06 [4] (0:11.08)	0:34.38	+7
6	7 IVERSON Samantha Collett	3	68.2 400m	0:10.93 400m	1:36.69 [6] (0:15.52)	1:21.17 [6] (0:11.86)	1:09.31 [6] (0:11.79)	0:57.52 [6] (0:11.92)	0:45.60 [6] (0:11.73)	0:33.87 [6] (0:11.29)	0:22.58 [6] (0:10.93)	0:33.87	+10

Scratched: Winston Smurhill (#3)

[ ] Ranking at each section and finish  
 -:-:- No data available at this section  
 NA No data available

SCN Saddle cloth number  
 DNF Did not finish  
 DNT Did not track



**Doomben QLD Professional**  
**Race 3: Sky Racing Handicap - 1615m**  
 05 October 2024 - 13:23



Track Rating: Good 4, Weather: Fine, Rail Position: +4m Entire

Section							200m			Last 600m
Field Times							0:11.89			0:34.30
							(0:11.89)			
Rank	TAB	Horse/Jockey	Barrier	Top Speed [km/h]	Fastest Section	Margin			Distance Travelled [m]	
1	2	<b>JUNIPAL</b>	2	67.5	0:10.87	0:11.43 [4]	1:36.01		0:33.48	
		Ryan Maloney		400m	400m	(0:11.43)				
2	5	<b>KORUTO</b>	1	67.4	0:10.86	0:11.69 [3]	0.32L		0:33.63	
		Angela Jones		400m	400m	(0:11.69)			-3	
3	1	<b>MILITARY EXPERT</b>	5	66.2	0:11.14	0:12.10 [1]	1.25L		0:34.51	
		Jag Guthmann-Chester		400m	600m	(0:12.10)			-2	
4	4	<b>EAGLEMONT</b>	4	66.7	0:10.98	0:12.06 [2]	1.92L		0:34.05	
		Andrew Mallyon		400m	400m	(0:12.06)			+3	
5	6	<b>SEBRING GIRL</b>	6	66.5	0:11.08	0:11.98 [5]	3.64L		0:34.38	
		Nikita Beriman		400m	400m	(0:11.98)			+7	
6	7	<b>IVERSON</b>	3	68.2	0:10.93	0:11.65 [6]	3.98L		0:33.87	
		Samantha Collett		400m	400m	(0:11.65)			+10	

Scratched: Winston Smurhill (#3)

[ ] Ranking at each section and finish  
 -:-:- No data available at this section  
 NA No data available

SCN Saddle cloth number  
 DNF Did not finish  
 DNT Did not track



Horse/Jockey Name	Junipal
Final Rank	1
Fastest Section Time (Section)	0:10.87 (400m)
Top Speed [km/h] (Section)	67.5 (400m)
Race State	Finished

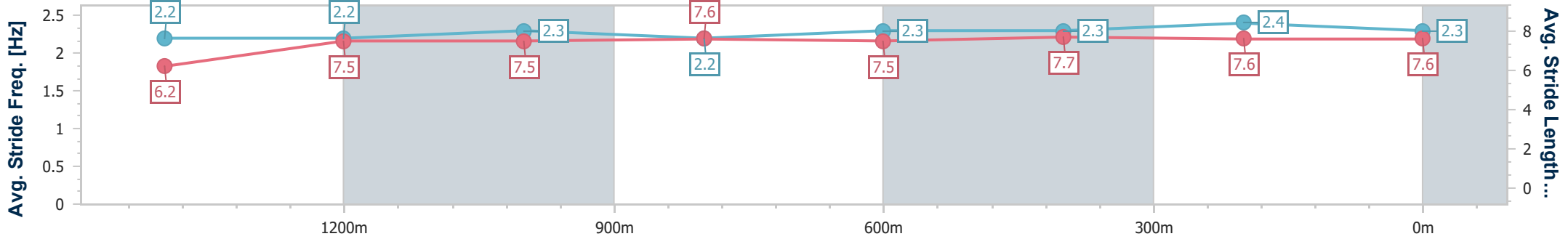
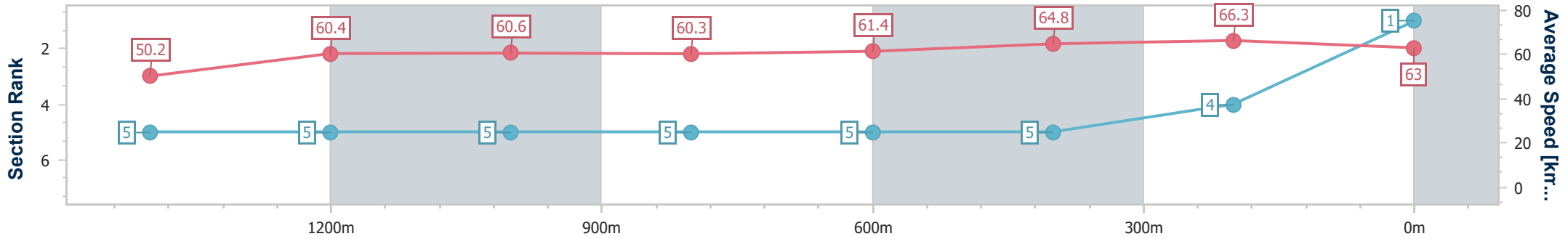


**Doomben QLD Professional**  
**Race 3: Sky Racing Handicap - 1615m**  
 05 October 2024 - 13:23  
 Track Rating: Good 4, Weather: Fine, Rail Position: +4m Entire



BRISBANE  
RACING CLUB

Section	Overall	1400m	1200m	1000m	800m	600m	400m	200m
Section Times	1:36.01 [1] (0:15.35)	1:20.66 [5] (0:11.85)	1:08.81 [5] (0:11.87)	0:56.94 [5] (0:11.85)	0:45.09 [5] (0:11.61)	0:33.48 [5] (0:11.18)	0:22.30 [5] (0:10.87)	0:11.43 [4] (0:11.43)
Average Speed [km/h]	50.2	60.4	60.6	60.3	61.4	64.8	66.3	63.0
Top Speed [km/h]	62.1	61.2	61.3	61.3	64.4	66.6	67.5	65.9
Avg. Dist. to Rail [m]	1.8	1.5	1.5	2.3	1.5	0.6	2.0	4.3
Avg. Stride Freq. [Hz]	2.2	2.2	2.3	2.2	2.3	2.3	2.4	2.3
Avg. Stride Length [m]	6.2	7.5	7.5	7.6	7.5	7.7	7.6	7.6



- [ ] Ranking at each section and finish
- .-.- No data available at this section
- NA No data available



Horse/Jockey Name	Koruto
Final Rank	2
Fastest Section Time (Section)	0:10.86 (400m)
Top Speed [km/h] (Section)	67.4 (400m)
Race State	Finished

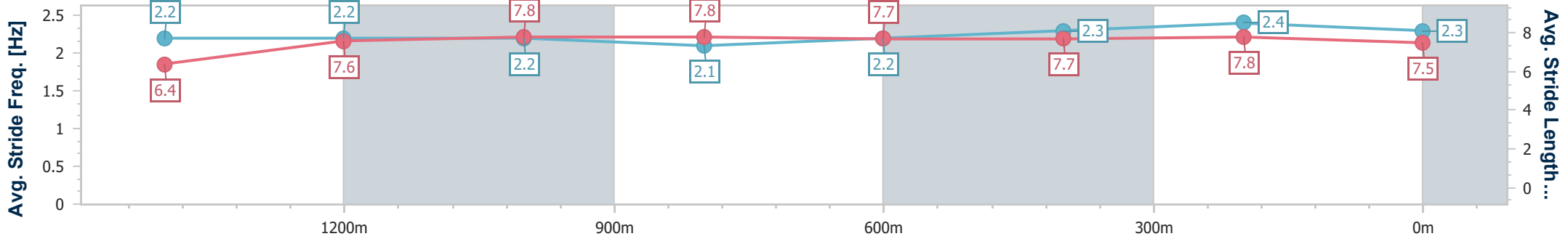
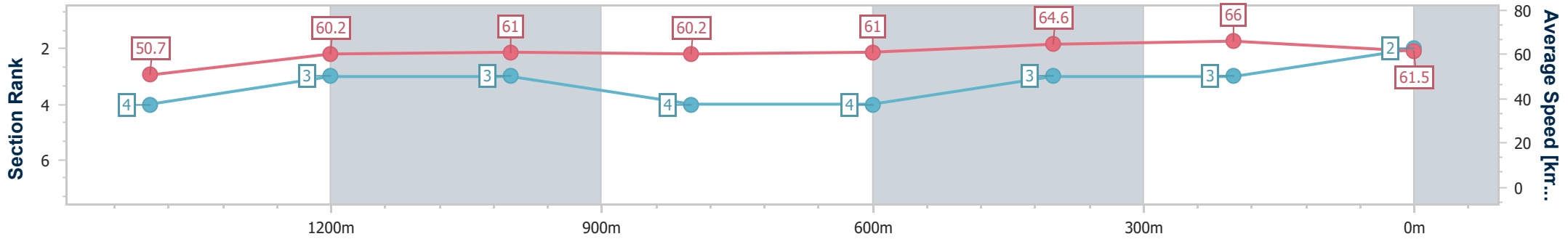


**Doomben QLD Professional**  
**Race 3: Sky Racing Handicap - 1615m**  
 05 October 2024 - 13:23  
 Track Rating: Good 4, Weather: Fine, Rail Position: +4m Entire



BRISBANE  
RACING CLUB

Section	Overall	1400m	1200m	1000m	800m	600m	400m	200m
Section Times	1:36.06 [2] (0:15.21)	1:20.85 [4] (0:11.79)	1:09.06 [3] (0:11.77)	0:57.29 [3] (0:11.91)	0:45.38 [4] (0:11.75)	0:33.63 [4] (0:11.08)	0:22.55 [3] (0:10.86)	0:11.69 [3] (0:11.69)
Average Speed [km/h]	50.7	60.2	61.0	60.2	61.0	64.6	66.0	61.5
Top Speed [km/h]	61.5	61.3	61.9	61.4	64.2	65.8	67.4	65.7
Avg. Dist. to Rail [m]	0.9	2.5	1.6	1.2	1.4	1.3	0.9	1.6
Avg. Stride Freq. [Hz]	2.2	2.2	2.2	2.1	2.2	2.3	2.4	2.3
Avg. Stride Length [m]	6.4	7.6	7.8	7.8	7.7	7.7	7.8	7.5



- [ ] Ranking at each section and finish
- .-.-.- No data available at this section
- NA No data available



Horse/Jockey Name	Military Expert
Final Rank	3
Fastest Section Time (Section)	0:11.14 (600m)
Top Speed [km/h] (Section)	66.2 (400m)
Race State	Finished

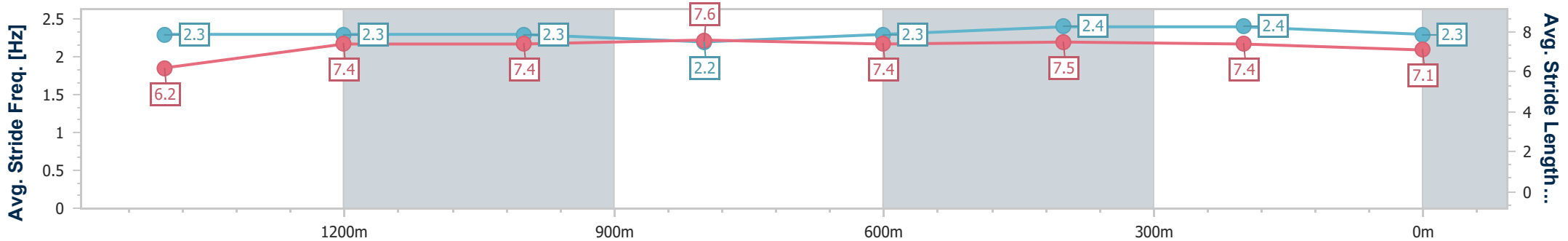
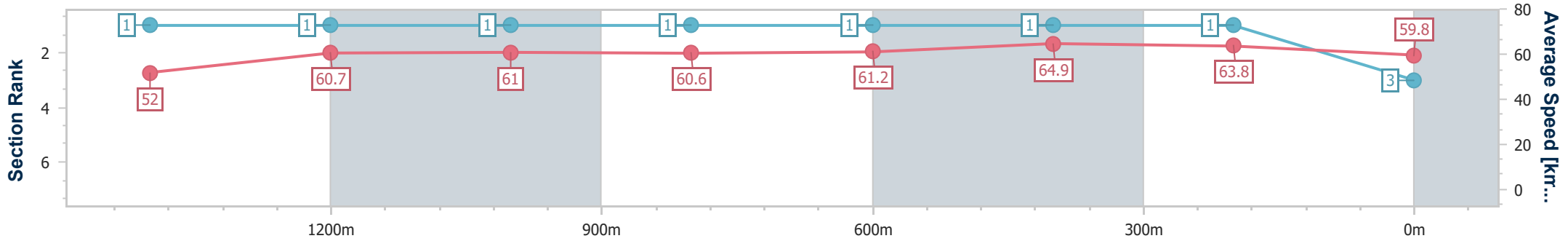


**Doomben QLD Professional**  
**Race 3: Sky Racing Handicap - 1615m**  
 05 October 2024 - 13:23  
 Track Rating: Good 4, Weather: Fine, Rail Position: +4m Entire



BRISBANE  
RACING CLUB

Section	Overall	1400m	1200m	1000m	800m	600m	400m	200m
Section Times	1:36.22 [3] (0:14.88)	1:21.34 [1] (0:11.70)	1:09.64 [1] (0:11.78)	0:57.86 [1] (0:11.77)	0:46.09 [1] (0:11.58)	0:34.51 [1] (0:11.14)	0:23.37 [1] (0:11.27)	0:12.10 [1] (0:12.10)
Average Speed [km/h]	52.0	60.7	61.0	60.6	61.2	64.9	63.8	59.8
Top Speed [km/h]	62.1	61.4	61.7	61.0	62.9	66.1	66.2	61.9
Avg. Dist. to Rail [m]	3.4	2.3	3.1	3.2	2.7	0.6	1.2	2.4
Avg. Stride Freq. [Hz]	2.3	2.3	2.3	2.2	2.3	2.4	2.4	2.3
Avg. Stride Length [m]	6.2	7.4	7.4	7.6	7.4	7.5	7.4	7.1



- [ ] Ranking at each section and finish
- .-.- No data available at this section
- NA No data available





Horse/Jockey Name	Eaglemont
Final Rank	4
Fastest Section Time (Section)	0:10.98 (400m)
Top Speed [km/h] (Section)	66.7 (400m)
Race State	Finished

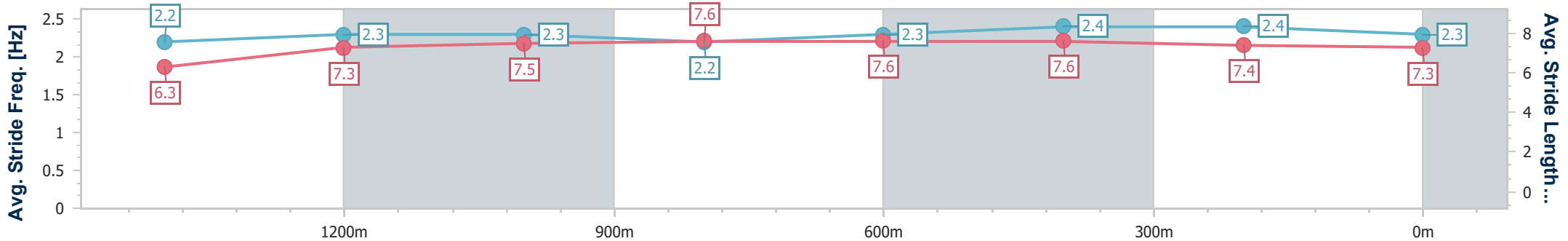
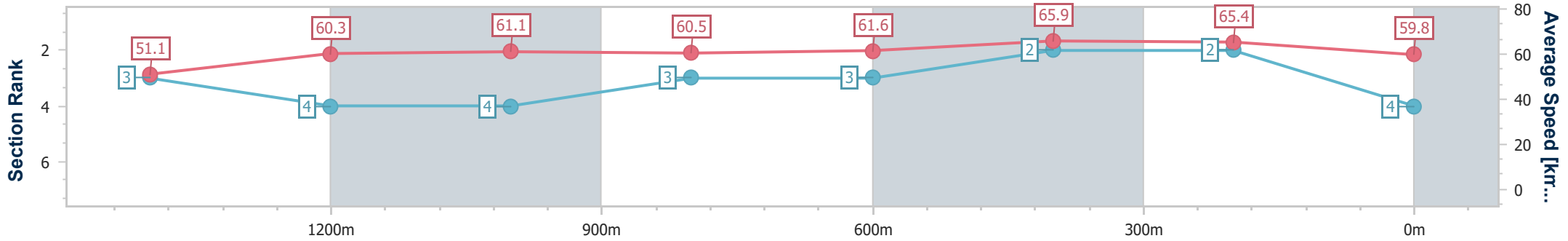


**Doomben QLD Professional**  
**Race 3: Sky Racing Handicap - 1615m**  
 05 October 2024 - 13:23  
 Track Rating: Good 4, Weather: Fine, Rail Position: +4m Entire



BRISBANE  
RACING CLUB

Section	Overall	1400m	1200m	1000m	800m	600m	400m	200m
Section Times	1:36.34 [4] (0:15.18)	1:21.16 [3] (0:11.84)	1:09.32 [4] (0:11.80)	0:57.52 [4] (0:11.84)	0:45.68 [3] (0:11.63)	0:34.05 [3] (0:11.01)	0:23.04 [2] (0:10.98)	0:12.06 [2] (0:12.06)
Average Speed [km/h]	51.1	60.3	61.1	60.5	61.6	65.9	65.4	59.8
Top Speed [km/h]	61.8	61.4	61.8	61.8	65.0	66.7	66.7	64.2
Avg. Dist. to Rail [m]	1.9	1.2	0.6	1.1	1.1	1.0	1.0	2.3
Avg. Stride Freq. [Hz]	2.2	2.3	2.3	2.2	2.3	2.4	2.4	2.3
Avg. Stride Length [m]	6.3	7.3	7.5	7.6	7.6	7.6	7.4	7.3



- [ ] Ranking at each section and finish
- .-.- No data available at this section
- NA No data available



Horse/Jockey Name	Sebring Girl
Final Rank	5
Fastest Section Time (Section)	0:11.08 (400m)
Top Speed [km/h] (Section)	66.5 (400m)
Race State	Finished

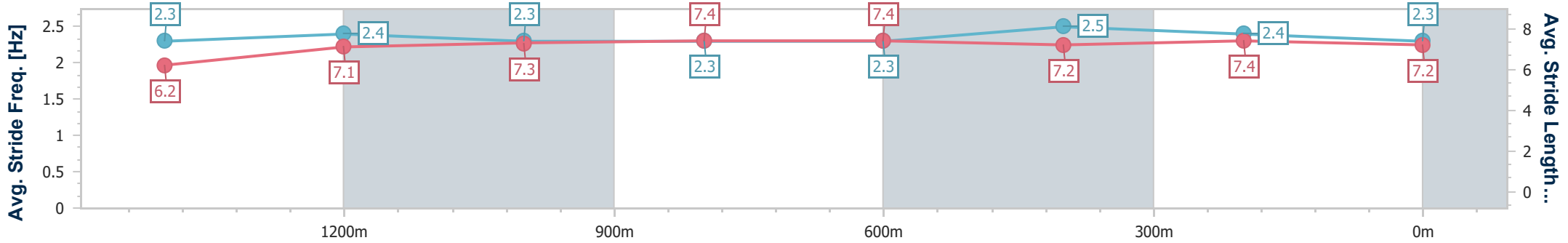
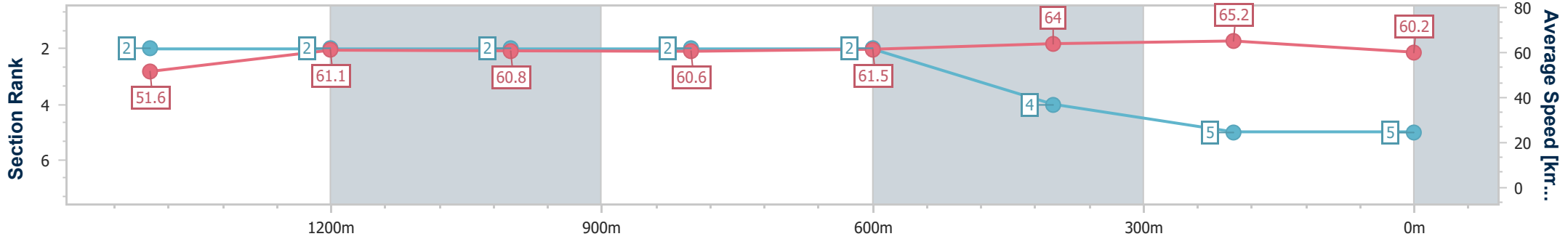


**Doomben QLD Professional**  
**Race 3: Sky Racing Handicap - 1615m**  
 05 October 2024 - 13:23  
 Track Rating: Good 4, Weather: Fine, Rail Position: +4m Entire



BRISBANE  
RACING CLUB

Section	Overall	1400m	1200m	1000m	800m	600m	400m	200m					
Section Times	1:36.63 [5] (0:15.04)	1:21.59 [2] (0:11.74)	1:09.85 [2] (0:11.84)	0:58.01 [2] (0:11.88)	0:46.13 [2] (0:11.75)	0:34.38 [2] (0:11.32)	0:23.06 [4] (0:11.08)	0:11.98 [5] (0:11.98)					
Average Speed [km/h]	51.6	61.1	60.8	60.6	61.5	64.0	65.2	60.2					
Top Speed [km/h]	63.3	63.3	61.4	61.3	63.1	65.1	66.5	63.2					
Avg. Dist. to Rail [m]	4.2	0.6	0.3	0.2	0.8	1.7	1.0	2.9					
Avg. Stride Freq. [Hz]	2.3	2.4	2.3	2.3	2.3	2.5	2.4	2.3					
Avg. Stride Length [m]	6.2	7.1	7.3	7.4	7.4	7.2	7.4	7.2					



- [ ] Ranking at each section and finish
- .-.- No data available at this section
- NA No data available



Horse/Jockey Name	Iverson
Final Rank	6
Fastest Section Time (Section)	0:10.93 (400m)
Top Speed [km/h] (Section)	68.2 (400m)
Race State	Finished

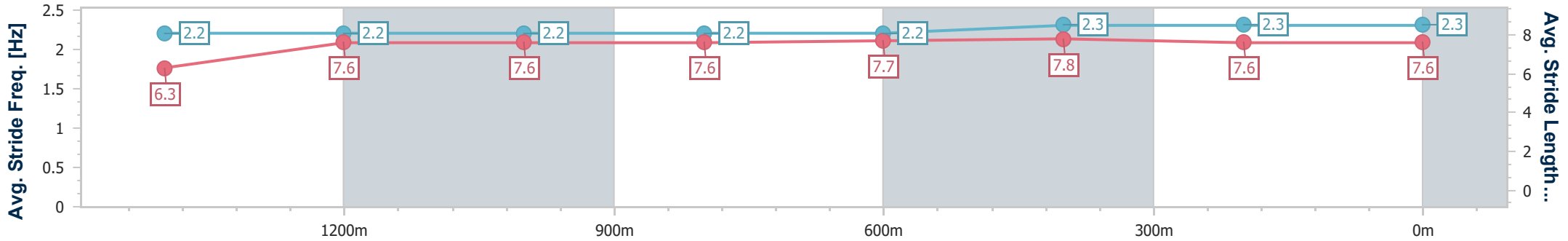
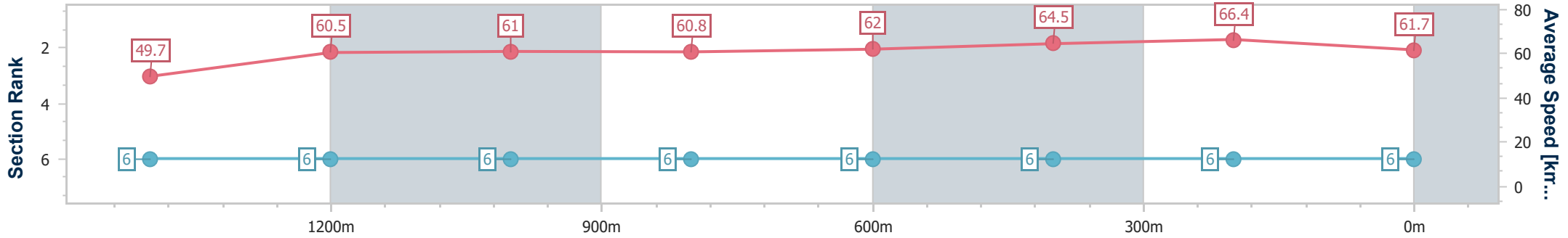


**Doomben QLD Professional**  
**Race 3: Sky Racing Handicap - 1615m**  
 05 October 2024 - 13:23  
 Track Rating: Good 4, Weather: Fine, Rail Position: +4m Entire



BRISBANE  
RACING CLUB

Section	Overall	1400m	1200m	1000m	800m	600m	400m	200m
Section Times	1:36.69 [6] (0:15.52)	1:21.17 [6] (0:11.86)	1:09.31 [6] (0:11.79)	0:57.52 [6] (0:11.92)	0:45.60 [6] (0:11.73)	0:33.87 [6] (0:11.29)	0:22.58 [6] (0:10.93)	0:11.65 [6] (0:11.65)
Average Speed [km/h]	49.7	60.5	61.0	60.8	62.0	64.5	66.4	61.7
Top Speed [km/h]	61.4	61.4	62.2	62.5	63.4	65.3	68.2	65.7
Avg. Dist. to Rail [m]	1.4	1.1	2.5	1.7	2.1	2.4	4.2	8.0
Avg. Stride Freq. [Hz]	2.2	2.2	2.2	2.2	2.2	2.3	2.3	2.3
Avg. Stride Length [m]	6.3	7.6	7.6	7.6	7.7	7.8	7.6	7.6



- [ ] Ranking at each section and finish
- .-.- No data available at this section
- NA No data available



# Doomben QLD Professional

## Race 4: Spring Carnival Book Now BM78 Handicap - 2200m

05 October 2024 - 14:06



BRISBANE  
RACING CLUB

Track Rating: Good 4, Weather: Fine, Rail Position: +4m Entire

Section	Field Times	Overall	2000m	1800m	1600m	1400m	1200m	1000m	Last 600m				
		2:14.09 (0:14.08)	2:00.01 (0:11.11)	1:48.90 (0:11.96)	1:36.94 (0:12.44)	1:24.50 (0:12.44)	1:12.06 (0:12.41)	0:59.65 (0:12.43)	0:35.27				
Rank	TAB Horse/Jockey	Barrier	Top Speed [km/h]	Fastest Section	Distance Travelled [m]								
1	6 I AM THE EMPIRE Jag Guthmann-Chester	12	66.4	0:11.11	2:14.09 [1] (0:14.08)	2:00.01 [1] (0:11.11)	1:48.90 [1] (0:11.96)	1:36.94 [1] (0:12.44)	1:24.50 [1] (0:12.44)	1:12.06 [1] (0:12.41)	0:59.65 [1] (0:12.43)	0:35.27	
2	4 ARTFUL GIRL Tahlia Fenlon	3	65.1	0:11.36	2:14.89 [2] (0:14.61)	2:00.28 [9] (0:11.48)	1:48.80 [10] (0:12.47)	1:36.33 [11] (0:12.75)	1:23.58 [10] (0:12.18)	1:11.40 [10] (0:12.38)	0:59.02 [10] (0:12.25)	0:34.66	+14
3	12 TRIPLE MONEY Andrew Mallyon	1	64.4	0:11.29	2:15.01 [3] (0:14.48)	2:00.53 [7] (0:11.29)	1:49.24 [7] (0:12.04)	1:37.20 [6] (0:12.58)	1:24.62 [6] (0:12.39)	1:12.23 [6] (0:12.57)	0:59.66 [6] (0:12.37)	0:35.15	-1
4	8 UNCOMMON VALOUR Cody Collis	2	64.4	0:11.36	2:15.03 [4] (0:14.80)	2:00.23 [10] (0:11.50)	1:48.73 [11] (0:12.20)	1:36.53 [10] (0:12.93)	1:23.60 [11] (0:12.25)	1:11.35 [11] (0:12.48)	0:58.87 [11] (0:12.17)	0:34.58	-5
5	10 BEDFORD SQUARE Ryan Maloney	13	64.6	0:11.27	2:15.07 [5] (0:14.82)	2:00.25 [11] (0:11.27)	1:48.98 [9] (0:12.15)	1:36.83 [9] (0:12.65)	1:24.18 [9] (0:12.35)	1:11.83 [9] (0:12.44)	0:59.39 [8] (0:12.26)	0:35.12	+4
6	7 TAPPY'S LAD Trudy Thornton	4	64.3	0:11.47	2:15.08 [6] (0:14.33)	2:00.75 [3] (0:11.57)	1:49.18 [8] (0:12.32)	1:36.86 [8] (0:12.64)	1:24.22 [8] (0:12.26)	1:11.96 [8] (0:12.58)	0:59.38 [9] (0:12.30)	0:35.03	+1
7	5 HELEVA DEEL Noel Callow	8	64.6	0:11.35	2:15.10 [7] (0:14.37)	2:00.73 [5] (0:11.35)	1:49.38 [5] (0:12.25)	1:37.13 [7] (0:12.72)	1:24.41 [7] (0:12.34)	1:12.07 [7] (0:12.38)	0:59.69 [7] (0:12.26)	0:35.36	+9
8	17 HELL FOLLOWS Georgina Cartwright	11	65.1	0:11.32	2:15.13 [8] (0:15.08)	2:00.05 [13] (0:11.41)	1:48.64 [13] (0:12.24)	1:36.40 [13] (0:12.91)	1:23.49 [13] (0:12.19)	1:11.30 [13] (0:12.50)	0:58.80 [13] (0:12.18)	0:34.52	-2
9	1 KUREDER James Orman	14	65.3	0:11.36	2:15.23 [9] (0:14.89)	2:00.34 [12] (0:11.42)	1:48.92 [12] (0:12.41)	1:36.51 [12] (0:12.83)	1:23.68 [12] (0:12.26)	1:11.42 [12] (0:12.42)	0:59.00 [12] (0:12.22)	0:34.68	+9
10	11 PEROVIC Martin Harley	6	67.6	0:11.06	2:15.47 [10] (0:14.44)	2:01.03 [6] (0:11.06)	1:49.97 [3] (0:12.10)	1:37.87 [5] (0:12.50)	1:25.37 [5] (0:12.45)	1:12.92 [4] (0:12.45)	1:00.47 [4] (0:12.35)	0:36.10	+5

Scratched: Southern Stock (#3), Shy Guy (#18), Torque Leica Star (#16), Glen Massey (#13), Intuitu (#15), Classic Deel (#14)

[ ] Ranking at each section and finish  
 -:-:- No data available at this section  
 NA No data available

SCN Saddle cloth number  
 DNF Did not finish  
 DNT Did not track



# Doomben QLD Professional

## Race 4: Spring Carnival Book Now BM78 Handicap - 2200m

05 October 2024 - 14:06



BRISBANE  
RACING CLUB

Track Rating: Good 4, Weather: Fine, Rail Position: +4m Entire

Section		Overall	2000m	1800m	1600m	1400m	1200m	1000m	Last 600m				
Field Times		2:14.09 (0:14.08)	2:00.01 (0:11.11)	1:48.90 (0:11.96)	1:36.94 (0:12.44)	1:24.50 (0:12.44)	1:12.06 (0:12.41)	0:59.65 (0:12.43)	0:35.27				
Rank	TAB Horse/Jockey	Barrier	Top Speed [km/h]	Fastest Section					Distance Travelled [m]				
11	9 POWER PACK Melea Castle	10	65.3 2000m	0:11.30 2000m	2:16.30 [11] (0:14.23)	2:02.07 [2] (0:11.30)	1:50.77 [4] (0:11.95)	1:38.82 [4] (0:12.59)	1:26.23 [4] (0:12.56)	1:13.67 [5] (0:12.51)	1:01.16 [5] (0:12.41)	0:36.72	-5
12	19 BUMP'N'RUN Nozi Tomizawa	5	65.3 2000m	0:11.21 2000m	2:17.17 [12] (0:14.54)	2:02.63 [8] (0:11.21)	1:51.42 [6] (0:11.60)	1:39.82 [3] (0:12.37)	1:27.45 [2] (0:12.49)	1:14.96 [2] (0:12.43)	1:02.53 [2] (0:12.43)	0:37.85	+10
13	2 MR FRENCH Samantha Collett	19	67.6 Overall	0:10.92 2000m	2:18.18 [13] (0:14.36)	2:03.82 [4] (0:10.92)	1:52.90 [2] (0:11.99)	1:40.91 [2] (0:12.64)	1:28.27 [3] (0:12.51)	1:15.76 [3] (0:12.44)	1:03.32 [3] (0:12.36)	0:38.86	+4

Scratched: Southern Stock (#3), Shy Guy (#18), Torque Leica Star (#16), Glen Massey (#13), Intuitu (#15), Classic Deel (#14)

[ ] Ranking at each section and finish  
 -:-:-:- No data available at this section  
 NA No data available

SCN Saddle cloth number  
 DNF Did not finish  
 DNT Did not track



# Doomben QLD Professional

## Race 4: Spring Carnival Book Now BM78 Handicap - 2200m

05 October 2024 - 14:06



BRISBANE  
RACING CLUB

Track Rating: Good 4, Weather: Fine, Rail Position: +4m Entire

Section						800m	600m	400m	200m	Last 600m	
Field Times						0:47.22 (0:11.95)	0:35.27 (0:11.43)	0:23.84 (0:11.45)	0:12.39 (0:12.39)	0:35.27	
Rank	TAB	Horse/Jockey	Barrier	Top Speed [km/h]	Fastest Section					Margin	Distance Travelled [m]
1	6	I AM THE EMPIRE Jag Guthmann-Chester	12	66.4 2000m	0:11.11 2000m	0:47.22 [1] (0:11.95)	0:35.27 [1] (0:11.43)	0:23.84 [1] (0:11.45)	0:12.39 [1] (0:12.39)	2:14.09	0:35.27
2	4	ARTFUL GIRL Tahlia Fenlon	3	65.1 400m	0:11.36 400m	0:46.77 [10] (0:12.11)	0:34.66 [10] (0:11.51)	0:23.15 [10] (0:11.36)	0:11.79 [6] (0:11.79)	4.73L	0:34.66 +14
3	12	TRIPLE MONEY Andrew Mallyon	1	64.4 2000m	0:11.29 2000m	0:47.29 [7] (0:12.14)	0:35.15 [7] (0:11.37)	0:23.78 [3] (0:11.42)	0:12.36 [2] (0:12.36)	5.42L	0:35.15 -1
4	8	UNCOMMON VALOUR Cody Collis	2	64.4 600m	0:11.36 600m	0:46.70 [11] (0:12.12)	0:34.58 [11] (0:11.36)	0:23.22 [11] (0:11.57)	0:11.65 [9] (0:11.65)	5.52L	0:34.58 -5
5	10	BEDFORD SQUARE Ryan Maloney	13	64.6 2000m	0:11.27 2000m	0:47.13 [8] (0:12.01)	0:35.12 [8] (0:11.51)	0:23.61 [7] (0:11.52)	0:12.09 [5] (0:12.09)	5.8L	0:35.12 +4
6	7	TAPPY'S LAD Trudy Thornton	4	64.3 Overall	0:11.47 400m	0:47.08 [9] (0:12.05)	0:35.03 [9] (0:11.61)	0:23.42 [9] (0:11.47)	0:11.95 [7] (0:11.95)	5.82L	0:35.03 +1
7	5	HELEVA DEEL Noel Callow	8	64.6 2000m	0:11.35 2000m	0:47.43 [6] (0:12.07)	0:35.36 [6] (0:11.59)	0:23.77 [4] (0:11.51)	0:12.26 [4] (0:12.26)	5.93L	0:35.36 +9
8	17	HELL FOLLOWS Georgina Cartwright	11	65.1 Overall	0:11.32 600m	0:46.62 [13] (0:12.10)	0:34.52 [13] (0:11.32)	0:23.20 [13] (0:11.48)	0:11.72 [10] (0:11.72)	6.14L	0:34.52 -2
9	1	KUREDOR James Orman	14	65.3 400m	0:11.36 600m	0:46.78 [12] (0:12.10)	0:34.68 [12] (0:11.36)	0:23.32 [12] (0:11.40)	0:11.92 [8] (0:11.92)	6.69L	0:34.68 +9
10	11	PEROVIC Martin Harley	6	67.6 2000m	0:11.06 2000m	0:48.12 [4] (0:12.02)	0:36.10 [4] (0:11.47)	0:24.63 [2] (0:11.88)	0:12.75 [3] (0:12.75)	8.13L	0:36.10 +5

Scratched: Southern Stock (#3), Shy Guy (#18), Torque Leica Star (#16), Glen Massey (#13), Intuitu (#15), Classic Deel (#14)

[ ] Ranking at each section and finish  
 -:-:- No data available at this section  
 NA No data available

SCN Saddle cloth number  
 DNF Did not finish  
 DNT Did not track



# Doomben QLD Professional

## Race 4: Spring Carnival Book Now BM78 Handicap - 2200m

05 October 2024 - 14:06



BRISBANE  
RACING CLUB

Track Rating: Good 4, Weather: Fine, Rail Position: +4m Entire

Section		800m	600m	400m	200m	Last 600m					
Field Times		0:47.22 (0:11.95)	0:35.27 (0:11.43)	0:23.84 (0:11.45)	0:12.39 (0:12.39)	0:35.27					
Rank	TAB Horse/Jockey	Barrier	Top Speed [km/h]	Fastest Section	Margin			Distance Travelled [m]			
11	9 <b>POWER PACK</b> Melea Castle	10	65.3 2000m	0:11.30 2000m	0:48.75 [5] (0:12.03)	0:36.72 [5] (0:11.91)	0:24.81 [8] (0:12.09)	0:12.72 [11] (0:12.72)	12.99L	0:36.72	-5
12	19 <b>BUMP'N'RUN</b> Nozi Tomizawa	5	65.3 2000m	0:11.21 2000m	0:50.10 [2] (0:12.25)	0:37.85 [3] (0:12.13)	0:25.72 [6] (0:12.33)	0:13.39 [12] (0:13.39)	18.16L	0:37.85	+10
13	2 <b>MR FRENCH</b> Samantha Collett	19	67.6 Overall	0:10.92 2000m	0:50.96 [3] (0:12.10)	0:38.86 [2] (0:12.01)	0:26.85 [5] (0:12.62)	0:14.23 [13] (0:14.23)	24.08L	0:38.86	+4

Scratched: Southern Stock (#3), Shy Guy (#18), Torque Leica Star (#16), Glen Massey (#13), Intuitu (#15), Classic Deel (#14)

[ ] Ranking at each section and finish  
 -:-:-:- No data available at this section  
 NA No data available

SCN Saddle cloth number  
 DNF Did not finish  
 DNT Did not track



Horse/Jockey Name	I Am The Empire
Final Rank	1
Fastest Section Time (Section)	0:11.11 (2000m)
Top Speed [km/h] (Section)	66.4 (2000m)
Race State	Finished



Doomben QLD Professional

Race 4: Spring Carnival Book Now BM78 Handicap - 2200m

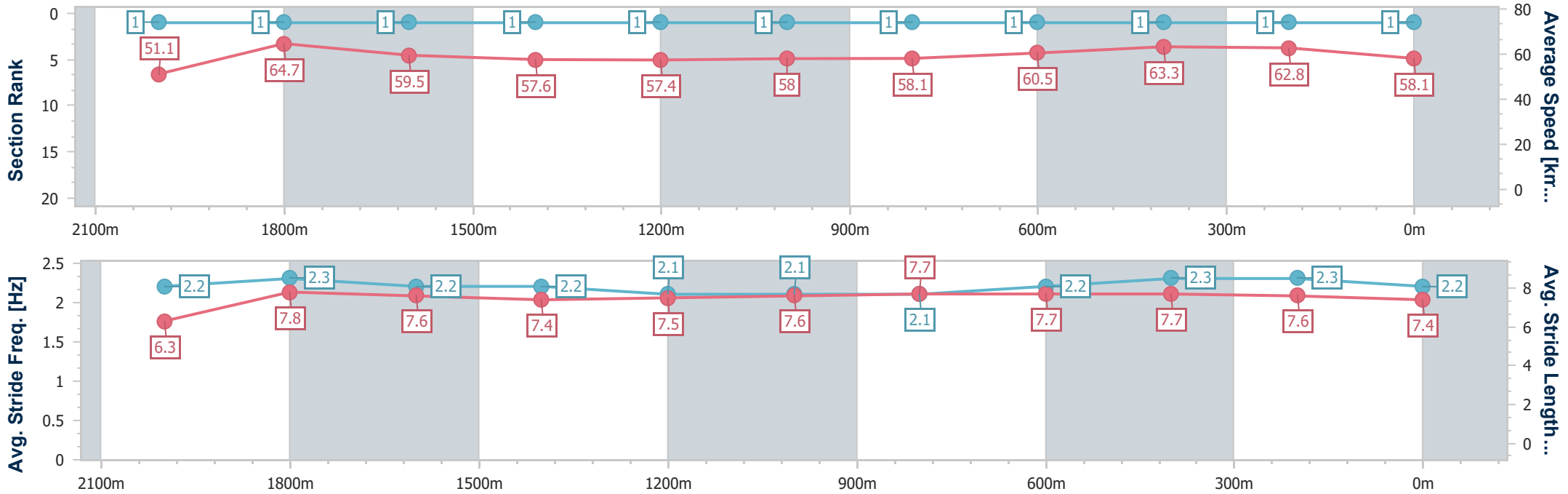
05 October 2024 - 14:06

Track Rating: Good 4, Weather: Fine, Rail Position: +4m Entire



BRISBANE RACING CLUB

Section	Overall	2000m	1800m	1600m	1400m	1200m	1000m	800m	600m	400m	200m
Section Times	2:14.09 [1] (0:14.08)	2:00.01 [1] (0:11.11)	1:48.90 [1] (0:11.96)	1:36.94 [1] (0:12.44)	1:24.50 [1] (0:12.44)	1:12.06 [1] (0:12.41)	0:59.65 [1] (0:12.43)	0:47.22 [1] (0:11.95)	0:35.27 [1] (0:11.43)	0:23.84 [1] (0:11.45)	0:12.39 [1] (0:12.39)
Average Speed [km/h]	51.1	64.7	59.5	57.6	57.4	58.0	58.1	60.5	63.3	62.8	58.1
Top Speed [km/h]	65.4	66.4	62.6	58.0	57.9	58.8	58.8	62.9	64.1	64.5	61.2
Avg. Dist. to Rail [m]	7.0	1.9	1.7	1.2	1.5	0.3	0.7	1.2	0.5	0.7	0.8
Avg. Stride Freq. [Hz]	2.2	2.3	2.2	2.2	2.1	2.1	2.1	2.2	2.3	2.3	2.2
Avg. Stride Length [m]	6.3	7.8	7.6	7.4	7.5	7.6	7.7	7.7	7.7	7.6	7.4



- [ ] Ranking at each section and finish
- .-.- No data available at this section
- NA No data available





Horse/Jockey Name	Artful Girl
Final Rank	2
Fastest Section Time (Section)	0:11.36 (400m)
Top Speed [km/h] (Section)	65.1 (400m)
Race State	Finished

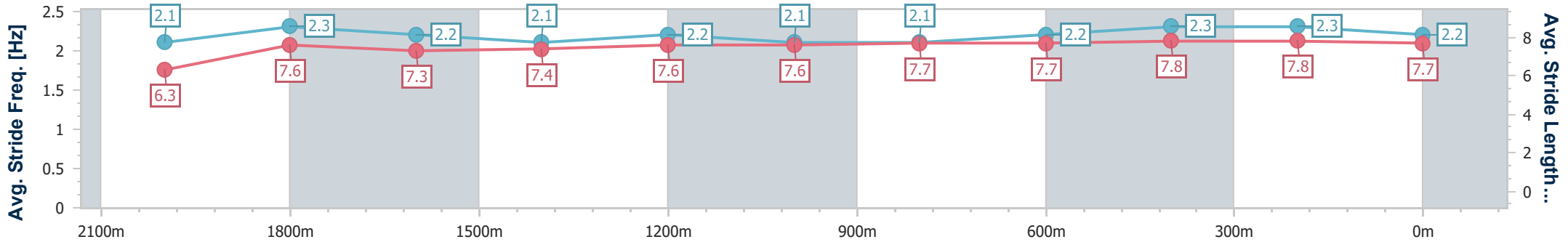
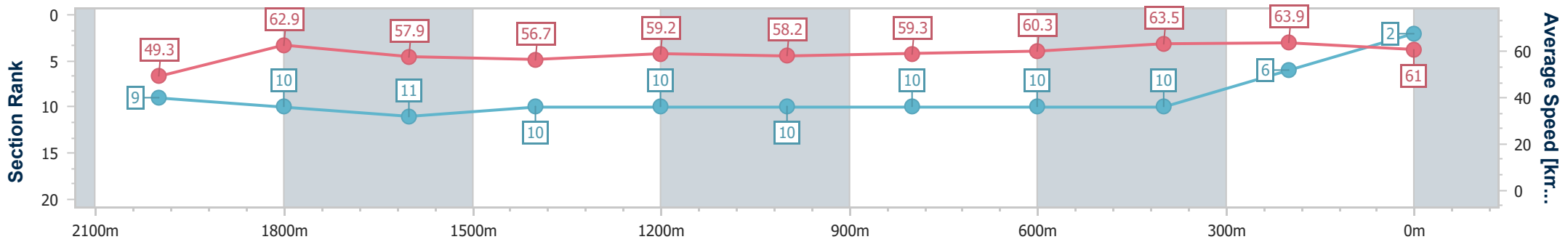


**Doomben QLD Professional**  
**Race 4: Spring Carnival Book Now BM78 Handicap - 2200m**  
 05 October 2024 - 14:06  
 Track Rating: Good 4, Weather: Fine, Rail Position: +4m Entire



BRISBANE  
RACING CLUB

Section	Overall	2000m	1800m	1600m	1400m	1200m	1000m	800m	600m	400m	200m
Section Times	2:14.89 [2] (0:14.61)	2:00.28 [9] (0:11.48)	1:48.80 [10] (0:12.47)	1:36.33 [11] (0:12.75)	1:23.58 [10] (0:12.18)	1:11.40 [10] (0:12.38)	0:59.02 [10] (0:12.25)	0:46.77 [10] (0:12.11)	0:34.66 [10] (0:11.51)	0:23.15 [10] (0:11.36)	0:11.79 [6] (0:11.79)
Average Speed [km/h]	49.3	62.9	57.9	56.7	59.2	58.2	59.3	60.3	63.5	63.9	61.0
Top Speed [km/h]	63.2	63.5	59.8	58.6	60.0	59.6	60.3	63.7	64.0	65.1	64.5
Avg. Dist. to Rail [m]	0.8	0.4	0.7	0.8	0.7	2.1	2.3	3.1	2.5	6.3	8.1
Avg. Stride Freq. [Hz]	2.1	2.3	2.2	2.1	2.2	2.1	2.1	2.2	2.3	2.3	2.2
Avg. Stride Length [m]	6.3	7.6	7.3	7.4	7.6	7.6	7.7	7.7	7.8	7.8	7.7



- [ ] Ranking at each section and finish
- .-.- No data available at this section
- NA No data available



Horse/Jockey Name	Triple Money
Final Rank	3
Fastest Section Time (Section)	0:11.29 (2000m)
Top Speed [km/h] (Section)	64.4 (2000m)
Race State	Finished



Doomben QLD Professional

Race 4: Spring Carnival Book Now BM78 Handicap - 2200m

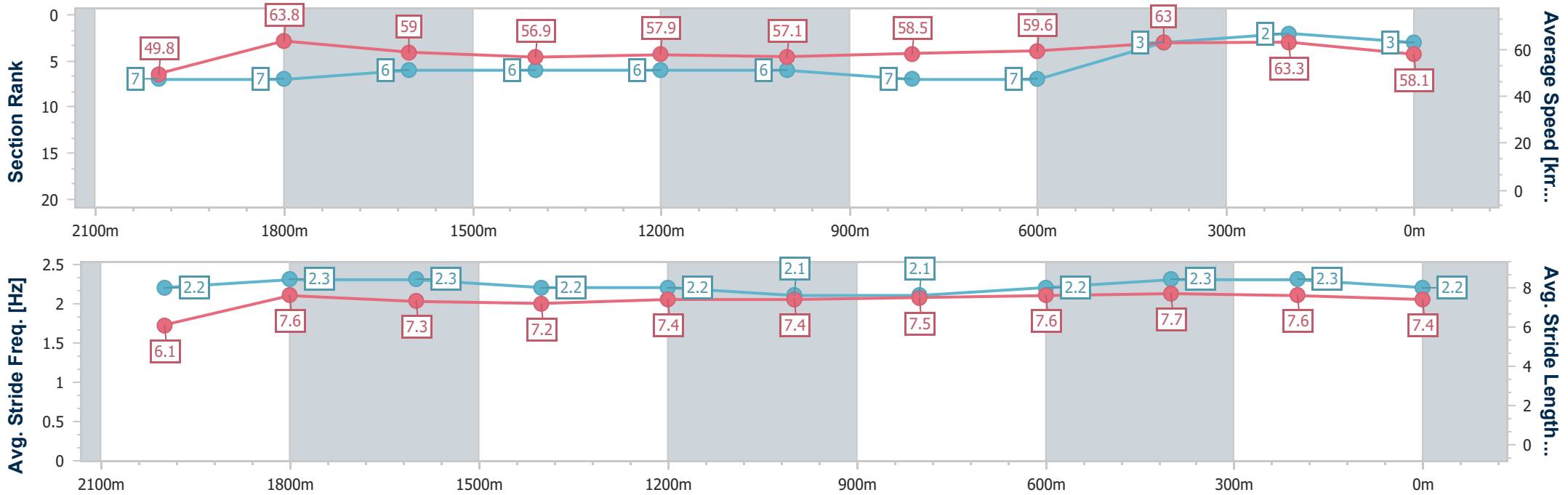
05 October 2024 - 14:06

Track Rating: Good 4, Weather: Fine, Rail Position: +4m Entire



BRISBANE RACING CLUB

Section	Overall	2000m	1800m	1600m	1400m	1200m	1000m	800m	600m	400m	200m
Section Times	2:15.01 [3] (0:14.48)	2:00.53 [7] (0:11.29)	1:49.24 [7] (0:12.04)	1:37.20 [6] (0:12.58)	1:24.62 [6] (0:12.39)	1:12.23 [6] (0:12.57)	0:59.66 [6] (0:12.37)	0:47.29 [7] (0:12.14)	0:35.15 [7] (0:11.37)	0:23.78 [3] (0:11.42)	0:12.36 [2] (0:12.36)
Average Speed [km/h]	49.8	63.8	59.0	56.9	57.9	57.1	58.5	59.6	63.0	63.3	58.1
Top Speed [km/h]	64.2	64.4	62.8	58.1	58.8	57.8	59.0	63.2	63.5	64.4	61.4
Avg. Dist. to Rail [m]	2.6	2.6	2.5	1.4	1.0	1.2	0.7	0.7	0.4	2.2	2.7
Avg. Stride Freq. [Hz]	2.2	2.3	2.3	2.2	2.2	2.1	2.1	2.2	2.3	2.3	2.2
Avg. Stride Length [m]	6.1	7.6	7.3	7.2	7.4	7.4	7.5	7.6	7.7	7.6	7.4



- [ ] Ranking at each section and finish
- .-.- No data available at this section
- NA No data available



Horse/Jockey Name	Uncommon Valour
Final Rank	4
Fastest Section Time (Section)	0:11.36 (600m)
Top Speed [km/h] (Section)	64.4 (600m)
Race State	Finished



Doomben QLD Professional

Race 4: Spring Carnival Book Now BM78 Handicap - 2200m

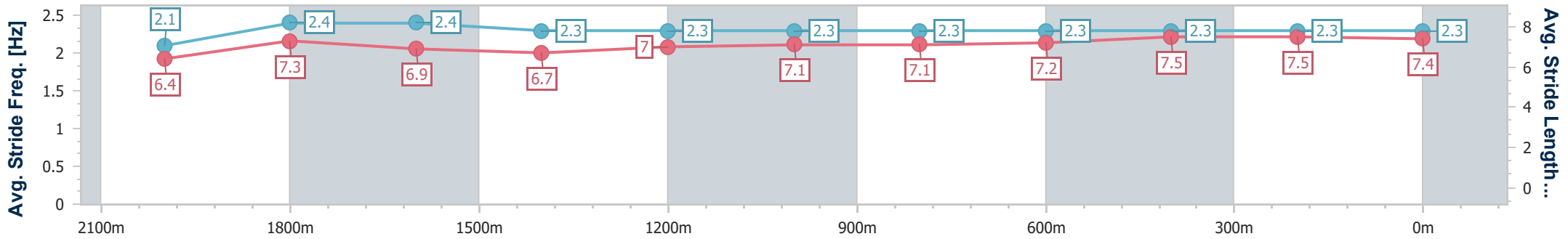
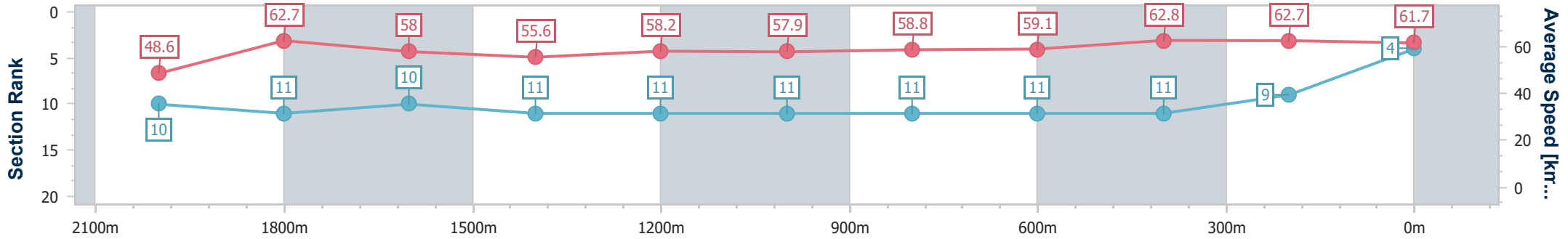
05 October 2024 - 14:06

Track Rating: Good 4, Weather: Fine, Rail Position: +4m Entire



BRISBANE RACING CLUB

Section	Overall	2000m	1800m	1600m	1400m	1200m	1000m	800m	600m	400m	200m
Section Times	2:15.03 [4] (0:14.80)	2:00.23 [10] (0:11.50)	1:48.73 [11] (0:12.20)	1:36.53 [10] (0:12.93)	1:23.60 [11] (0:12.25)	1:11.35 [11] (0:12.48)	0:58.87 [11] (0:12.17)	0:46.70 [11] (0:12.12)	0:34.58 [11] (0:11.36)	0:23.22 [11] (0:11.57)	0:11.65 [9] (0:11.65)
Average Speed [km/h]	48.6	62.7	58.0	55.6	58.2	57.9	58.8	59.1	62.8	62.7	61.7
Top Speed [km/h]	62.9	64.2	61.6	57.1	59.4	59.6	59.8	62.4	64.4	63.6	63.2
Avg. Dist. to Rail [m]	1.2	2.1	2.9	1.0	1.0	1.5	1.1	1.0	1.2	4.1	6.8
Avg. Stride Freq. [Hz]	2.1	2.4	2.4	2.3	2.3	2.3	2.3	2.3	2.3	2.3	2.3
Avg. Stride Length [m]	6.4	7.3	6.9	6.7	7.0	7.1	7.1	7.2	7.5	7.5	7.4



- [ ] Ranking at each section and finish
- .-.- No data available at this section
- NA No data available



Horse/Jockey Name	Bedford Square
Final Rank	5
Fastest Section Time (Section)	0:11.27 (2000m)
Top Speed [km/h] (Section)	64.6 (2000m)
Race State	Finished



Doomben QLD Professional

Race 4: Spring Carnival Book Now BM78 Handicap - 2200m

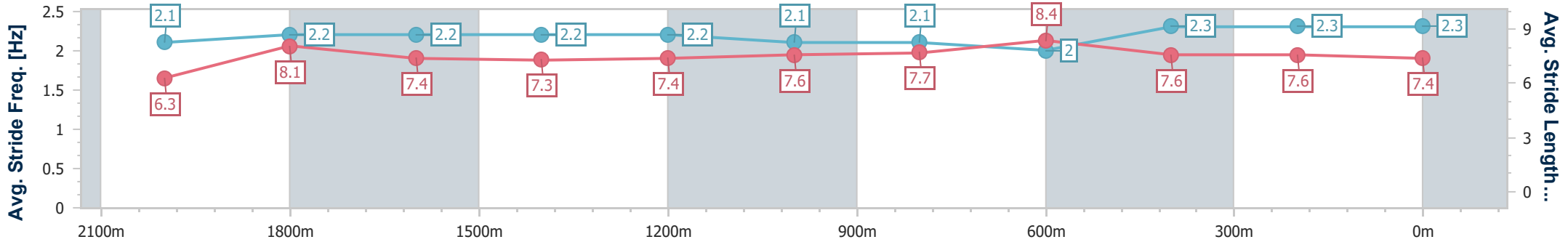
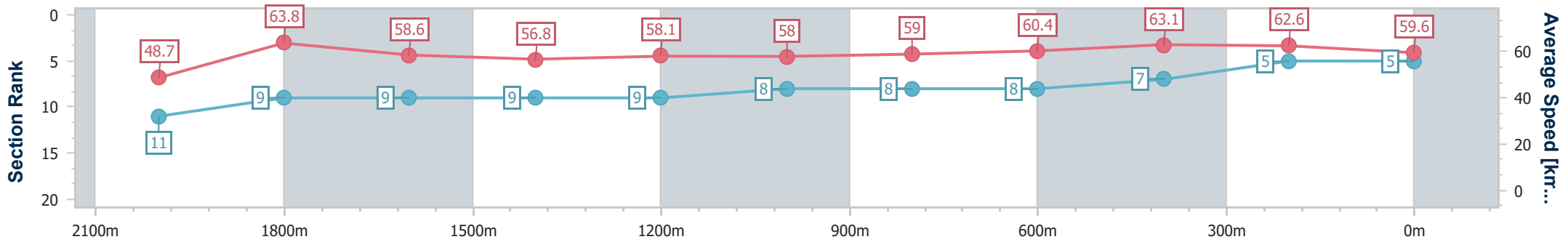
05 October 2024 - 14:06

Track Rating: Good 4, Weather: Fine, Rail Position: +4m Entire



BRISBANE RACING CLUB

Section	Overall	2000m	1800m	1600m	1400m	1200m	1000m	800m	600m	400m	200m
Section Times	2:15.07 [5] (0:14.82)	2:00.25 [11] (0:11.27)	1:48.98 [9] (0:12.15)	1:36.83 [9] (0:12.65)	1:24.18 [9] (0:12.35)	1:11.83 [9] (0:12.44)	0:59.39 [8] (0:12.26)	0:47.13 [8] (0:12.01)	0:35.12 [8] (0:11.51)	0:23.61 [7] (0:11.52)	0:12.09 [5] (0:12.09)
Average Speed [km/h]	48.7	63.8	58.6	56.8	58.1	58.0	59.0	60.4	63.1	62.6	59.6
Top Speed [km/h]	63.1	64.6	63.1	58.1	59.1	58.4	60.6	63.6	64.1	63.7	61.2
Avg. Dist. to Rail [m]	6.3	0.6	1.1	0.8	0.7	0.5	1.3	1.2	1.6	3.3	4.4
Avg. Stride Freq. [Hz]	2.1	2.2	2.2	2.2	2.2	2.1	2.1	2.0	2.3	2.3	2.3
Avg. Stride Length [m]	6.3	8.1	7.4	7.3	7.4	7.6	7.7	8.4	7.6	7.6	7.4



- [ ] Ranking at each section and finish
- .-.- No data available at this section
- NA No data available



Horse/Jockey Name	Tappy's Lad
Final Rank	6
Fastest Section Time (Section)	0:11.47 (400m)
Top Speed [km/h] (Section)	64.3 (Overall)
Race State	Finished



Doomben QLD Professional

Race 4: Spring Carnival Book Now BM78 Handicap - 2200m

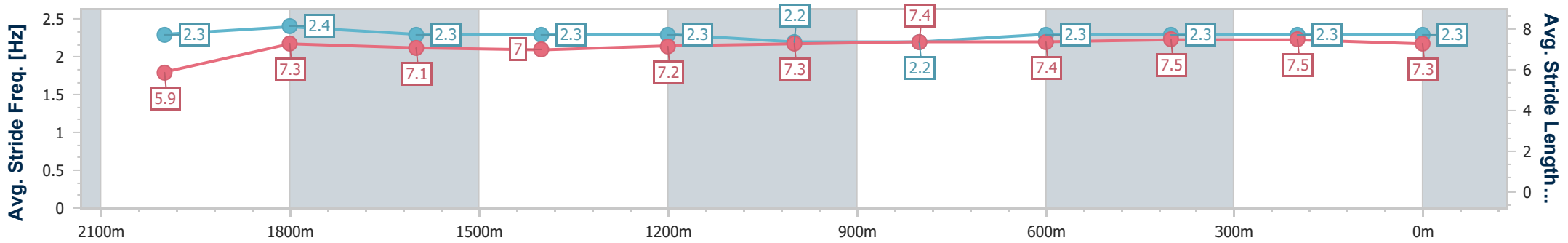
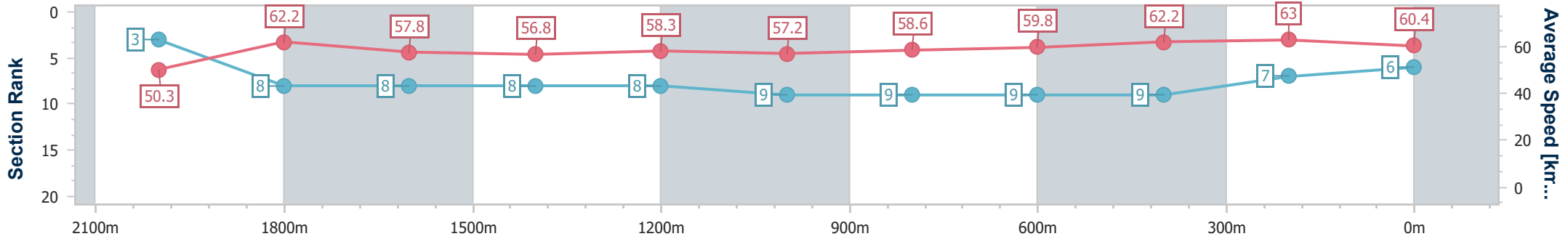
05 October 2024 - 14:06

Track Rating: Good 4, Weather: Fine, Rail Position: +4m Entire



BRISBANE RACING CLUB

Section	Overall	2000m	1800m	1600m	1400m	1200m	1000m	800m	600m	400m	200m
Section Times	2:15.08 [6] (0:14.33)	2:00.75 [3] (0:11.57)	1:49.18 [8] (0:12.32)	1:36.86 [8] (0:12.64)	1:24.22 [8] (0:12.26)	1:11.96 [8] (0:12.58)	0:59.38 [9] (0:12.30)	0:47.08 [9] (0:12.05)	0:35.03 [9] (0:11.61)	0:23.42 [9] (0:11.47)	0:11.95 [7] (0:11.95)
Average Speed [km/h]	50.3	62.2	57.8	56.8	58.3	57.2	58.6	59.8	62.2	63.0	60.4
Top Speed [km/h]	64.3	63.5	60.2	57.6	59.1	58.8	59.6	62.5	64.0	64.1	62.1
Avg. Dist. to Rail [m]	1.2	1.0	1.5	1.0	1.2	0.9	0.3	0.4	0.6	3.1	0.9
Avg. Stride Freq. [Hz]	2.3	2.4	2.3	2.3	2.3	2.2	2.2	2.3	2.3	2.3	2.3
Avg. Stride Length [m]	5.9	7.3	7.1	7.0	7.2	7.3	7.4	7.4	7.5	7.5	7.3



- [ ] Ranking at each section and finish
- .-.- No data available at this section
- NA No data available



Horse/Jockey Name	Heleva Deel
Final Rank	7
Fastest Section Time (Section)	0:11.35 (2000m)
Top Speed [km/h] (Section)	64.6 (2000m)
Race State	Finished

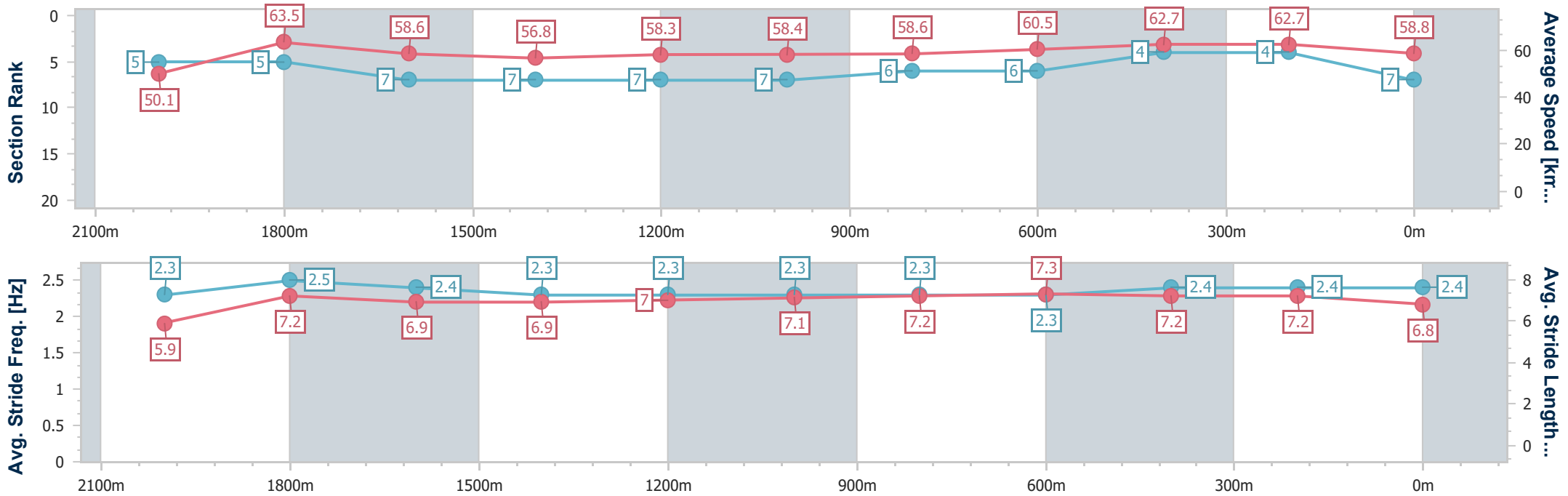


**Doomben QLD Professional**  
**Race 4: Spring Carnival Book Now BM78 Handicap - 2200m**  
 05 October 2024 - 14:06  
 Track Rating: Good 4, Weather: Fine, Rail Position: +4m Entire



BRISBANE  
RACING CLUB

Section	Overall	2000m	1800m	1600m	1400m	1200m	1000m	800m	600m	400m	200m
Section Times	2:15.10 [7] (0:14.37)	2:00.73 [5] (0:11.35)	1:49.38 [5] (0:12.25)	1:37.13 [7] (0:12.72)	1:24.41 [7] (0:12.34)	1:12.07 [7] (0:12.38)	0:59.69 [7] (0:12.26)	0:47.43 [6] (0:12.07)	0:35.36 [6] (0:11.59)	0:23.77 [4] (0:11.51)	0:12.26 [4] (0:12.26)
Average Speed [km/h]	50.1	63.5	58.6	56.8	58.3	58.4	58.6	60.5	62.7	62.7	58.8
Top Speed [km/h]	63.4	64.6	62.3	58.4	59.1	58.8	59.8	63.3	63.8	63.4	61.1
Avg. Dist. to Rail [m]	3.6	0.7	1.4	0.7	0.2	0.4	0.9	1.7	2.2	2.3	2.6
Avg. Stride Freq. [Hz]	2.3	2.5	2.4	2.3	2.3	2.3	2.3	2.3	2.4	2.4	2.4
Avg. Stride Length [m]	5.9	7.2	6.9	6.9	7.0	7.1	7.2	7.3	7.2	7.2	6.8



- [ ] Ranking at each section and finish
- .-.- No data available at this section
- NA No data available



Horse/Jockey Name	Hell Follows
Final Rank	8
Fastest Section Time (Section)	0:11.32 (600m)
Top Speed [km/h] (Section)	65.1 (Overall)
Race State	Finished



Doomben QLD Professional

Race 4: Spring Carnival Book Now BM78 Handicap - 2200m

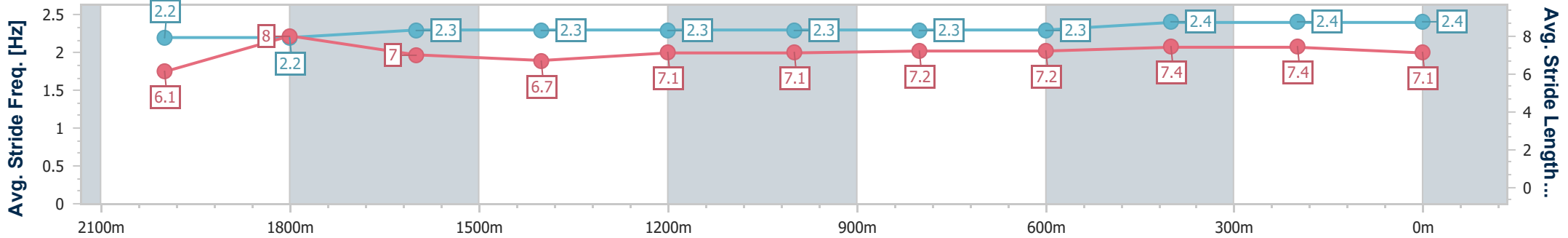
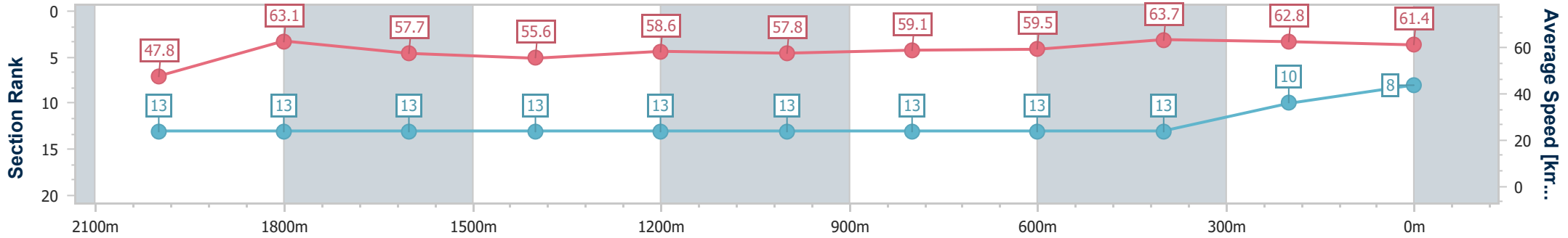
05 October 2024 - 14:06

Track Rating: Good 4, Weather: Fine, Rail Position: +4m Entire



BRISBANE RACING CLUB

Section	Overall	2000m	1800m	1600m	1400m	1200m	1000m	800m	600m	400m	200m
Section Times	2:15.13 [8] (0:15.08)	2:00.05 [13] (0:11.41)	1:48.64 [13] (0:12.24)	1:36.40 [13] (0:12.91)	1:23.49 [13] (0:12.19)	1:11.30 [13] (0:12.50)	0:58.80 [13] (0:12.18)	0:46.62 [13] (0:12.10)	0:34.52 [13] (0:11.32)	0:23.20 [13] (0:11.48)	0:11.72 [10] (0:11.72)
Average Speed [km/h]	47.8	63.1	57.7	55.6	58.6	57.8	59.1	59.5	63.7	62.8	61.4
Top Speed [km/h]	65.1	64.3	61.5	57.9	60.0	58.8	61.5	64.5	64.5	63.7	64.0
Avg. Dist. to Rail [m]	5.2	1.5	2.8	1.7	0.8	0.1	0.4	0.3	0.3	4.1	8.1
Avg. Stride Freq. [Hz]	2.2	2.2	2.3	2.3	2.3	2.3	2.3	2.3	2.4	2.4	2.4
Avg. Stride Length [m]	6.1	8.0	7.0	6.7	7.1	7.1	7.2	7.2	7.4	7.4	7.1



- [ ] Ranking at each section and finish
- .-.- No data available at this section
- NA No data available



Horse/Jockey Name	Kureder
Final Rank	9
Fastest Section Time (Section)	0:11.36 (600m)
Top Speed [km/h] (Section)	65.3 (400m)
Race State	Finished



Doomben QLD Professional

Race 4: Spring Carnival Book Now BM78 Handicap - 2200m

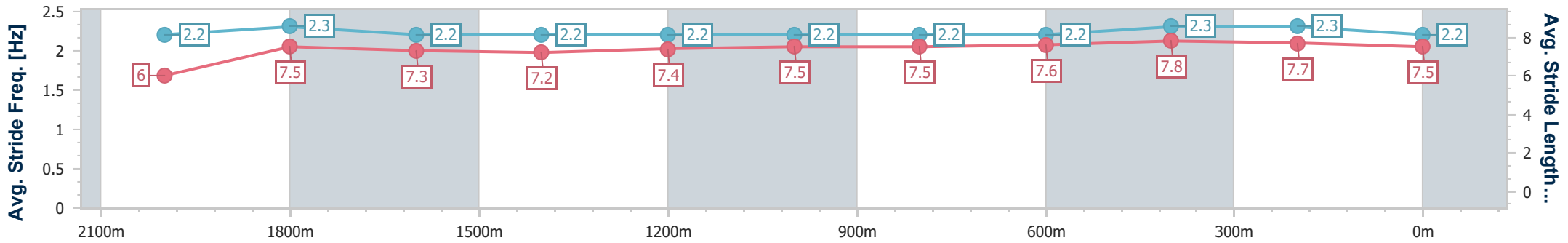
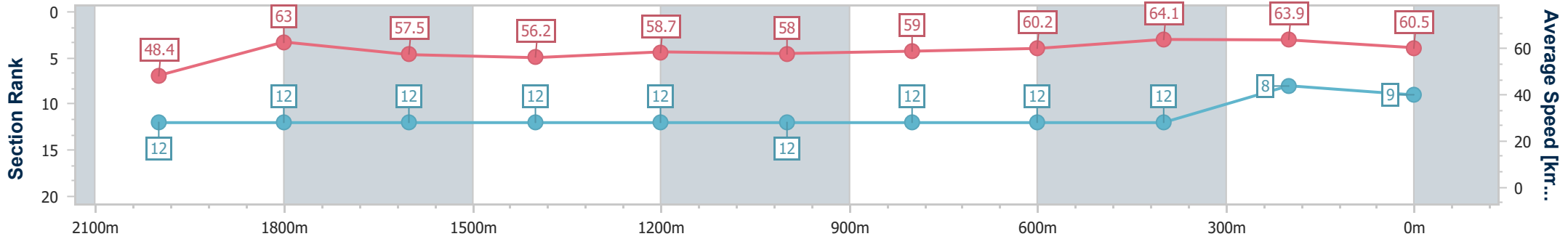
05 October 2024 - 14:06

Track Rating: Good 4, Weather: Fine, Rail Position: +4m Entire



BRISBANE RACING CLUB

Section	Overall	2000m	1800m	1600m	1400m	1200m	1000m	800m	600m	400m	200m
Section Times	2:15.23 [9] (0:14.89)	2:00.34 [12] (0:11.42)	1:48.92 [12] (0:12.41)	1:36.51 [12] (0:12.83)	1:23.68 [12] (0:12.26)	1:11.42 [12] (0:12.42)	0:59.00 [12] (0:12.22)	0:46.78 [12] (0:12.10)	0:34.68 [12] (0:11.36)	0:23.32 [12] (0:11.40)	0:11.92 [8] (0:11.92)
Average Speed [km/h]	48.4	63.0	57.5	56.2	58.7	58.0	59.0	60.2	64.1	63.9	60.5
Top Speed [km/h]	64.8	64.8	60.5	59.1	59.2	59.7	59.8	64.8	65.0	65.3	63.6
Avg. Dist. to Rail [m]	6.3	0.6	1.2	0.5	0.3	1.3	1.5	1.9	2.6	6.4	7.5
Avg. Stride Freq. [Hz]	2.2	2.3	2.2	2.2	2.2	2.2	2.2	2.2	2.3	2.3	2.2
Avg. Stride Length [m]	6.0	7.5	7.3	7.2	7.4	7.5	7.5	7.6	7.8	7.7	7.5



- [ ] Ranking at each section and finish
- .-.- No data available at this section
- NA No data available





Horse/Jockey Name	Perovic
Final Rank	10
Fastest Section Time (Section)	0:11.06 (2000m)
Top Speed [km/h] (Section)	67.6 (2000m)
Race State	Finished

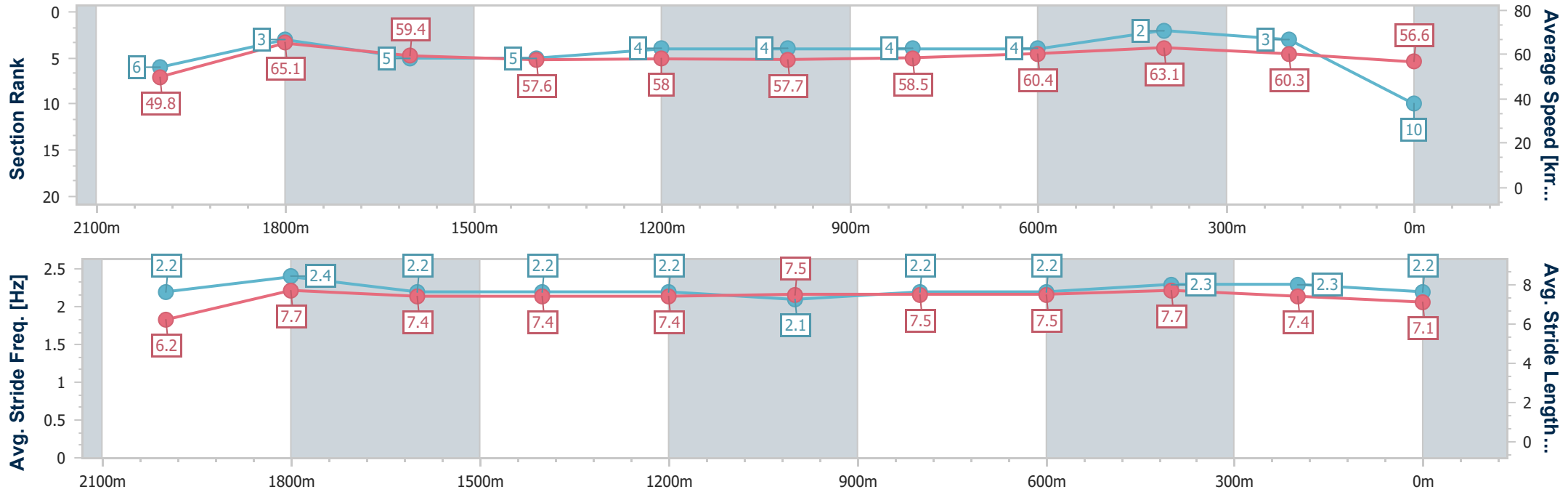


**Doomben QLD Professional**  
**Race 4: Spring Carnival Book Now BM78 Handicap - 2200m**  
 05 October 2024 - 14:06  
 Track Rating: Good 4, Weather: Fine, Rail Position: +4m Entire



BRISBANE  
RACING CLUB

Section	Overall	2000m	1800m	1600m	1400m	1200m	1000m	800m	600m	400m	200m
Section Times	2:15.47 [10] (0:14.44)	2:01.03 [6] (0:11.06)	1:49.97 [3] (0:12.10)	1:37.87 [5] (0:12.50)	1:25.37 [5] (0:12.45)	1:12.92 [4] (0:12.45)	1:00.47 [4] (0:12.35)	0:48.12 [4] (0:12.02)	0:36.10 [4] (0:11.47)	0:24.63 [2] (0:11.88)	0:12.75 [3] (0:12.75)
Average Speed [km/h]	49.8	65.1	59.4	57.6	58.0	57.7	58.5	60.4	63.1	60.3	56.6
Top Speed [km/h]	65.6	67.6	62.4	59.1	59.4	59.0	59.4	63.1	64.4	61.6	59.0
Avg. Dist. to Rail [m]	5.4	2.0	0.4	0.3	0.3	1.1	0.8	1.8	1.1	0.9	0.5
Avg. Stride Freq. [Hz]	2.2	2.4	2.2	2.2	2.2	2.1	2.2	2.2	2.3	2.3	2.2
Avg. Stride Length [m]	6.2	7.7	7.4	7.4	7.4	7.5	7.5	7.5	7.7	7.4	7.1



- [ ] Ranking at each section and finish
- .-.- No data available at this section
- NA No data available



Horse/Jockey Name	Power Pack
Final Rank	11
Fastest Section Time (Section)	0:11.30 (2000m)
Top Speed [km/h] (Section)	65.3 (2000m)
Race State	Finished



Doomben QLD Professional

Race 4: Spring Carnival Book Now BM78 Handicap - 2200m

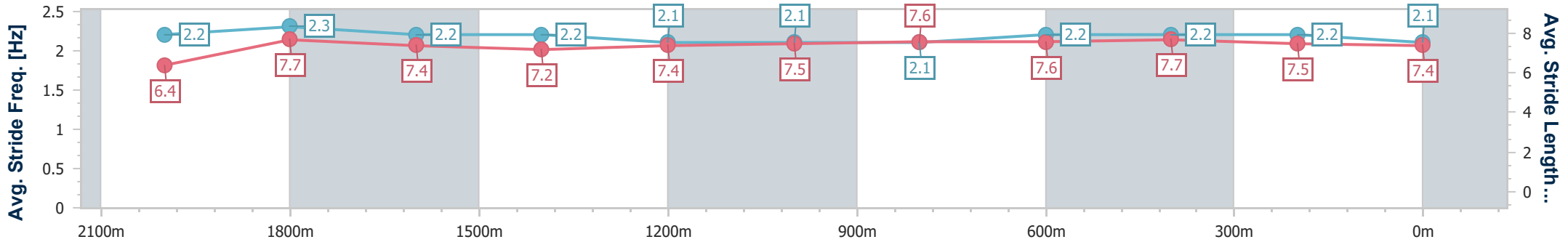
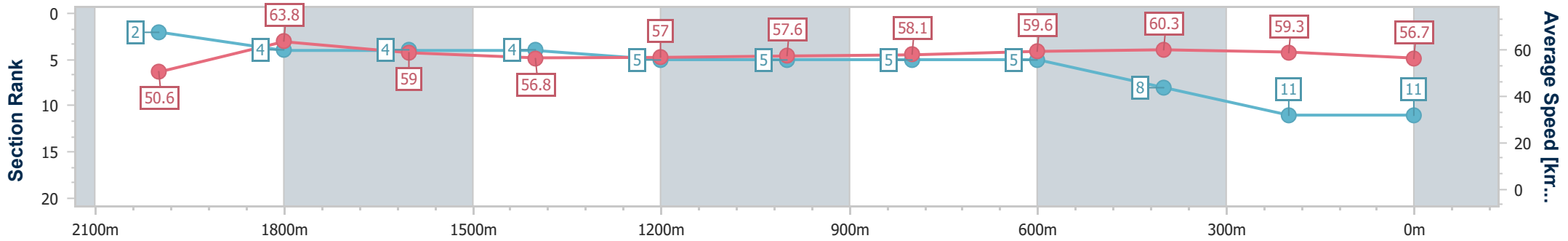
05 October 2024 - 14:06

Track Rating: Good 4, Weather: Fine, Rail Position: +4m Entire



BRISBANE RACING CLUB

Section	Overall	2000m	1800m	1600m	1400m	1200m	1000m	800m	600m	400m	200m
Section Times	2:16.30 [11] (0:14.23)	2:02.07 [2] (0:11.30)	1:50.77 [4] (0:11.95)	1:38.82 [4] (0:12.59)	1:26.23 [4] (0:12.56)	1:13.67 [5] (0:12.51)	1:01.16 [5] (0:12.41)	0:48.75 [5] (0:12.03)	0:36.72 [5] (0:11.91)	0:24.81 [8] (0:12.09)	0:12.72 [11] (0:12.72)
Average Speed [km/h]	50.6	63.8	59.0	56.8	57.0	57.6	58.1	59.6	60.3	59.3	56.7
Top Speed [km/h]	65.2	65.3	62.3	57.7	57.7	58.5	58.9	62.6	62.7	60.8	58.9
Avg. Dist. to Rail [m]	5.5	1.7	3.4	2.1	0.7	0.2	0.4	0.2	0.7	0.8	1.5
Avg. Stride Freq. [Hz]	2.2	2.3	2.2	2.2	2.1	2.1	2.1	2.2	2.2	2.2	2.1
Avg. Stride Length [m]	6.4	7.7	7.4	7.2	7.4	7.5	7.6	7.6	7.7	7.5	7.4



- [ ] Ranking at each section and finish
- .-.- No data available at this section
- NA No data available



Horse/Jockey Name	Bump'n'run
Final Rank	12
Fastest Section Time (Section)	0:11.21 (2000m)
Top Speed [km/h] (Section)	65.3 (2000m)
Race State	Finished



Doomben QLD Professional

Race 4: Spring Carnival Book Now BM78 Handicap - 2200m

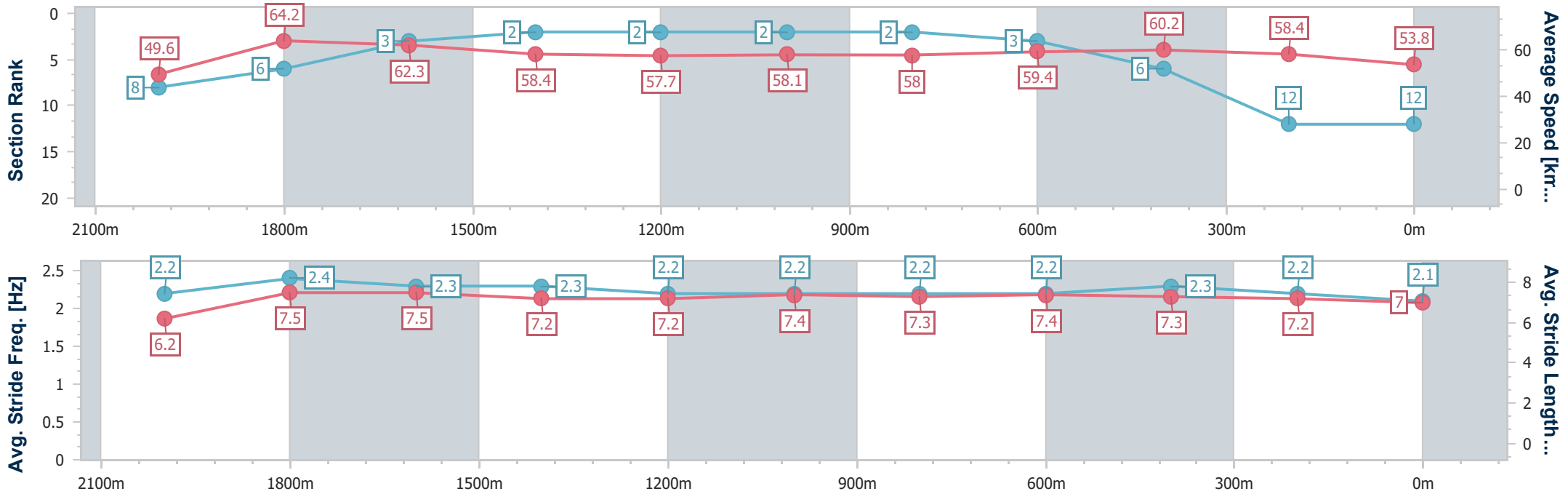
05 October 2024 - 14:06

Track Rating: Good 4, Weather: Fine, Rail Position: +4m Entire



BRISBANE RACING CLUB

Section	Overall	2000m	1800m	1600m	1400m	1200m	1000m	800m	600m	400m	200m
Section Times	2:17.17 [12] (0:14.54)	2:02.63 [8] (0:11.21)	1:51.42 [6] (0:11.60)	1:39.82 [3] (0:12.37)	1:27.45 [2] (0:12.49)	1:14.96 [2] (0:12.43)	1:02.53 [2] (0:12.43)	0:50.10 [2] (0:12.25)	0:37.85 [3] (0:12.13)	0:25.72 [6] (0:12.33)	0:13.39 [12] (0:13.39)
Average Speed [km/h]	49.6	64.2	62.3	58.4	57.7	58.1	58.0	59.4	60.2	58.4	53.8
Top Speed [km/h]	64.6	65.3	64.9	59.6	59.0	58.7	59.0	60.7	60.5	59.4	57.1
Avg. Dist. to Rail [m]	1.8	1.1	1.0	1.0	0.4	0.5	1.3	2.1	2.1	1.9	4.3
Avg. Stride Freq. [Hz]	2.2	2.4	2.3	2.3	2.2	2.2	2.2	2.2	2.3	2.2	2.1
Avg. Stride Length [m]	6.2	7.5	7.5	7.2	7.2	7.4	7.3	7.4	7.3	7.2	7.0



- [ ] Ranking at each section and finish
- .-.- No data available at this section
- NA No data available



Horse/Jockey Name	Mr French
Final Rank	13
Fastest Section Time (Section)	0:10.92 (2000m)
Top Speed [km/h] (Section)	67.6 (Overall)
Race State	Finished



Doomben QLD Professional

Race 4: Spring Carnival Book Now BM78 Handicap - 2200m

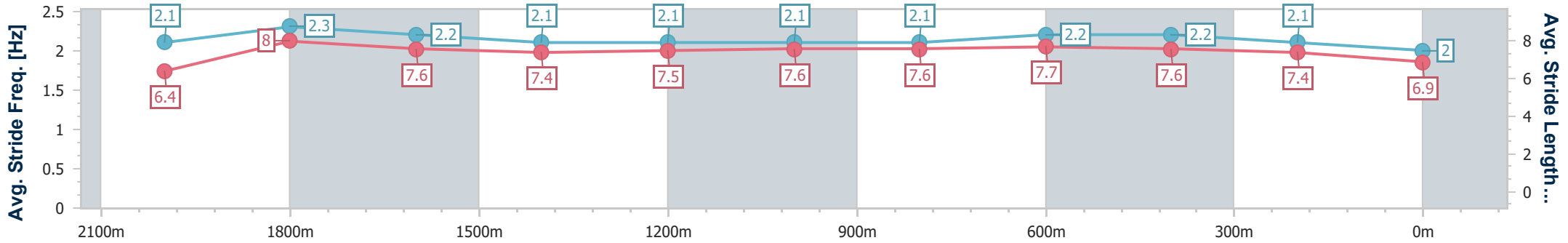
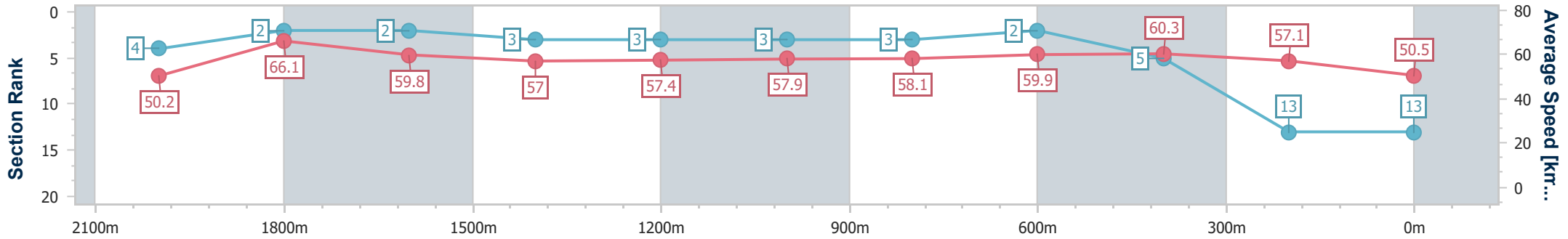
05 October 2024 - 14:06

Track Rating: Good 4, Weather: Fine, Rail Position: +4m Entire



BRISBANE RACING CLUB

Section	Overall	2000m	1800m	1600m	1400m	1200m	1000m	800m	600m	400m	200m
Section Times	2:18.18 [13] (0:14.36)	2:03.82 [4] (0:10.92)	1:52.90 [2] (0:11.99)	1:40.91 [2] (0:12.64)	1:28.27 [3] (0:12.51)	1:15.76 [3] (0:12.44)	1:03.32 [3] (0:12.36)	0:50.96 [3] (0:12.10)	0:38.86 [2] (0:12.01)	0:26.85 [5] (0:12.62)	0:14.23 [13] (0:14.23)
Average Speed [km/h]	50.2	66.1	59.8	57.0	57.4	57.9	58.1	59.9	60.3	57.1	50.5
Top Speed [km/h]	67.6	67.5	63.2	57.8	58.3	58.7	59.1	62.0	62.2	58.2	54.6
Avg. Dist. to Rail [m]	8.9	4.0	1.1	1.0	0.6	1.2	1.4	1.6	1.0	0.3	0.5
Avg. Stride Freq. [Hz]	2.1	2.3	2.2	2.1	2.1	2.1	2.1	2.2	2.2	2.1	2.0
Avg. Stride Length [m]	6.4	8.0	7.6	7.4	7.5	7.6	7.6	7.7	7.6	7.4	6.9



- [ ] Ranking at each section and finish
- .-.- No data available at this section
- NA No data available



# Doomben QLD Professional

## Race 5: XXXX QTIS Three-Years-Old Handicap - 1200m

05 October 2024 - 14:36



BRISBANE  
RACING CLUB

Track Rating: Good 4, Weather: Fine, Rail Position: +4m Entire

Section		Field Times											Last 600m	
		Overall	1000m	800m	600m	400m	200m						0:34.27	
		1:08.82 (0:13.07)	0:55.75 (0:10.58)	0:45.17 (0:10.90)	0:34.27 (0:11.09)	0:23.18 (0:11.02)	0:12.16 (0:12.16)							
Rank	TAB Horse/Jockey	Barrier	Top Speed [km/h]	Fastest Section									Margin	Distance Travelled [m]
1	10 <b>SCRIPTED</b> Samantha Collett	6	69.7 1000m	0:10.69 1000m	1:08.82 [1] (0:13.36)	0:55.46 [4] (0:10.69)	0:44.77 [5] (0:10.87)	0:33.90 [5] (0:11.25)	0:22.65 [7] (0:10.87)	0:11.78 [4] (0:11.78)	1:08.82	0:33.90		
2	8 <b>BOLLINGER MISS</b> Tahlia Fenlon	2	71.0 1000m	0:10.44 1000m	1:08.89 [2] (0:13.50)	0:55.39 [7] (0:10.44)	0:44.95 [4] (0:10.90)	0:34.05 [3] (0:11.17)	0:22.88 [4] (0:11.04)	0:11.84 [5] (0:11.84)	0.41L	0:34.05	-8	
3	1 <b>MISHANI LILY</b> Cody Collis	1	69.7 Overall	0:10.56 1000m	1:08.90 [3] (0:13.13)	0:55.77 [2] (0:10.56)	0:45.21 [2] (0:10.86)	0:34.35 [1] (0:11.09)	0:23.26 [1] (0:11.02)	0:12.24 [1] (0:12.24)	0.49L	0:34.35	-13	
4	5 <b>ESTRONDO</b> Nozi Tomizawa	10	70.3 1000m	0:10.48 1000m	1:08.93 [4] (0:13.89)	0:55.04 [9] (0:10.48)	0:44.56 [7] (0:10.81)	0:33.75 [7] (0:11.05)	0:22.70 [8] (0:10.96)	0:11.74 [7] (0:11.74)	0.66L	0:33.75	-8	
5	2 <b>GIN A TONIC</b> Martin Harley	5	69.4 1000m	0:10.64 1000m	1:09.08 [5] (0:13.17)	0:55.91 [3] (0:10.64)	0:45.27 [3] (0:11.05)	0:34.22 [4] (0:11.01)	0:23.21 [3] (0:10.98)	0:12.23 [2] (0:12.23)	1.54L	0:34.22	+0	
6	4 <b>DREAM SMART</b> Nikita Beriman	9	69.2 600m	0:10.79 600m	1:09.16 [6] (0:13.46)	0:55.70 [5] (0:10.99)	0:44.71 [9] (0:10.86)	0:33.85 [8] (0:10.79)	0:23.06 [5] (0:10.89)	0:12.17 [3] (0:12.17)	1.98L	0:33.85	+2	
7	3 <b>DON'T FORGET JACK</b> Andrew Mallyon	7	69.1 1000m	0:10.88 800m	1:09.35 [7] (0:13.54)	0:55.81 [8] (0:10.91)	0:44.90 [8] (0:10.88)	0:34.02 [9] (0:11.15)	0:22.87 [9] (0:10.96)	0:11.91 [8] (0:11.91)	3.14L	0:34.02	-1	
8	9 <b>APUNTAR</b> Melea Castle	4	70.3 Overall	0:10.65 1000m	1:09.47 [8] (0:13.49)	0:55.98 [6] (0:10.65)	0:45.33 [6] (0:10.85)	0:34.48 [6] (0:11.18)	0:23.30 [6] (0:11.32)	0:11.98 [9] (0:11.98)	3.83L	0:34.48	-8	
9	7 <b>HEART AND SPIRIT</b> Angela Jones	8	69.4 Overall	0:10.58 1000m	1:09.66 [9] (0:13.07)	0:56.59 [1] (0:10.58)	0:46.01 [1] (0:11.05)	0:34.96 [2] (0:11.08)	0:23.88 [2] (0:11.30)	0:12.58 [6] (0:12.58)	4.91L	0:34.96	-9	

Scratched: Street Chase (#6)

[ ] Ranking at each section and finish  
 -:-:- No data available at this section  
 NA No data available

SCN Saddle cloth number  
 DNF Did not finish  
 DNT Did not track



Horse/Jockey Name	Scripted
Final Rank	1
Fastest Section Time (Section)	0:10.69 (1000m)
Top Speed [km/h] (Section)	69.7 (1000m)
Race State	Finished

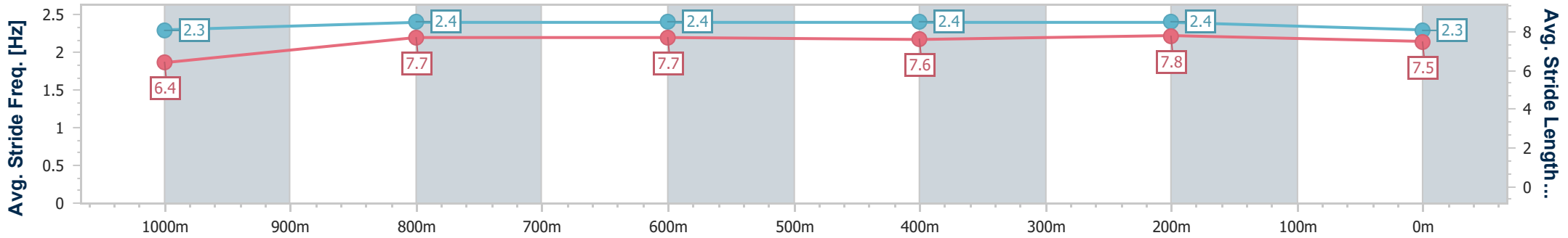
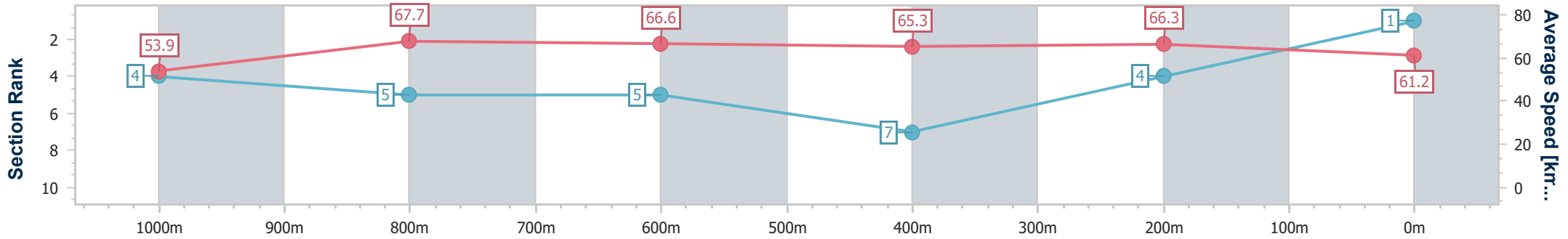


**Doomben QLD Professional**  
**Race 5: XXXX QTIS Three-Years-Old Handicap - 1200m**  
**05 October 2024 - 14:36**  
**Track Rating: Good 4, Weather: Fine, Rail Position: +4m Entire**



**BRISBANE**  
 RACING CLUB

Section	Overall	1000m	800m	600m	400m	200m
Section Times	1:08.82 [1] (0:13.36)	0:55.46 [4] (0:10.69)	0:44.77 [5] (0:10.87)	0:33.90 [5] (0:11.25)	0:22.65 [7] (0:10.87)	0:11.78 [4] (0:11.78)
Average Speed [km/h]	53.9	67.7	66.6	65.3	66.3	61.2
Top Speed [km/h]	68.8	69.7	68.3	66.2	68.1	65.7
Avg. Dist. to Rail [m]	2.4	1.1	2.1	3.4	1.4	1.9
Avg. Stride Freq. [Hz]	2.3	2.4	2.4	2.4	2.4	2.3
Avg. Stride Length [m]	6.4	7.7	7.7	7.6	7.8	7.5



- [ ] Ranking at each section and finish
- .-.- No data available at this section
- NA No data available



Horse/Jockey Name	Bollinger Miss
Final Rank	2
Fastest Section Time (Section)	0:10.44 (1000m)
Top Speed [km/h] (Section)	71.0 (1000m)
Race State	Finished

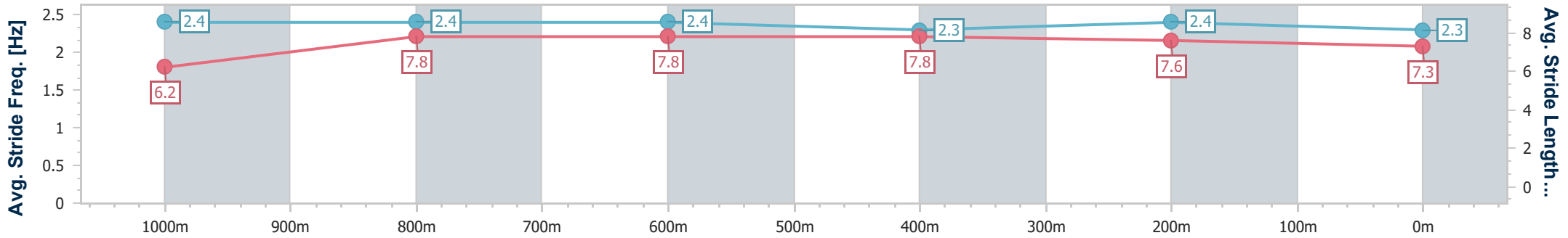
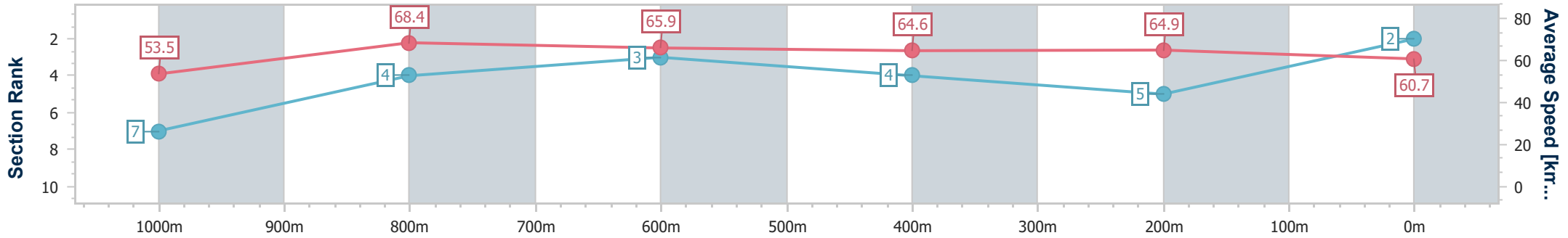


**Doomben QLD Professional**  
**Race 5: XXXX QTIS Three-Years-Old Handicap - 1200m**  
 05 October 2024 - 14:36  
 Track Rating: Good 4, Weather: Fine, Rail Position: +4m Entire



BRISBANE  
RACING CLUB

Section	Overall	1000m	800m	600m	400m	200m
Section Times	1:08.89 [2] (0:13.50)	0:55.39 [7] (0:10.44)	0:44.95 [4] (0:10.90)	0:34.05 [3] (0:11.17)	0:22.88 [4] (0:11.04)	0:11.84 [5]
Average Speed [km/h]	53.5	68.4	65.9	64.6	64.9	60.7
Top Speed [km/h]	69.6	71.0	66.5	65.6	65.7	63.9
Avg. Dist. to Rail [m]	1.6	1.9	0.5	0.7	2.1	1.9
Avg. Stride Freq. [Hz]	2.4	2.4	2.4	2.3	2.4	2.3
Avg. Stride Length [m]	6.2	7.8	7.8	7.8	7.6	7.3



- [ ] Ranking at each section and finish
- .-.- No data available at this section
- NA No data available



Horse/Jockey Name	Mishani Lily
Final Rank	3
Fastest Section Time (Section)	0:10.56 (1000m)
Top Speed [km/h] (Section)	69.7 (Overall)
Race State	Finished

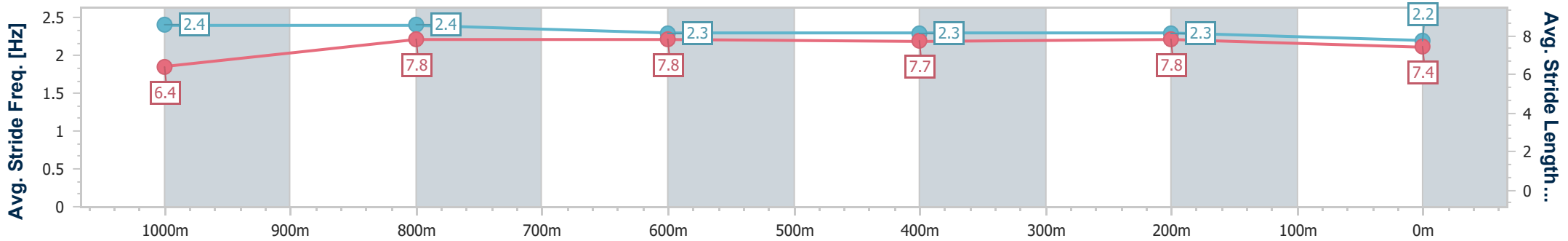
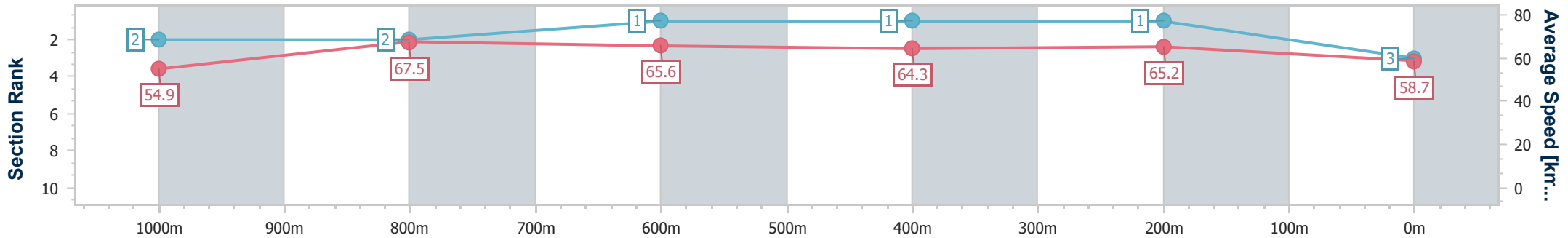


**Doomben QLD Professional**  
**Race 5: XXXX QTIS Three-Years-Old Handicap - 1200m**  
**05 October 2024 - 14:36**  
**Track Rating: Good 4, Weather: Fine, Rail Position: +4m Entire**



**BRISBANE**  
 RACING CLUB

Section	Overall	1000m	800m	600m	400m	200m
Section Times	1:08.90 [3] (0:13.13)	0:55.77 [2] (0:10.56)	0:45.21 [2] (0:10.86)	0:34.35 [1] (0:11.09)	0:23.26 [1] (0:11.02)	0:12.24 [1] (0:12.24)
Average Speed [km/h]	54.9	67.5	65.6	64.3	65.2	58.7
Top Speed [km/h]	69.7	69.6	67.6	65.7	65.9	62.8
Avg. Dist. to Rail [m]	1.6	2.6	2.1	1.4	2.0	0.8
Avg. Stride Freq. [Hz]	2.4	2.4	2.3	2.3	2.3	2.2
Avg. Stride Length [m]	6.4	7.8	7.8	7.7	7.8	7.4



- [ ] Ranking at each section and finish
- .-.-.- No data available at this section
- NA No data available





Horse/Jockey Name	Estrondo
Final Rank	4
Fastest Section Time (Section)	0:10.48 (1000m)
Top Speed [km/h] (Section)	70.3 (1000m)
Race State	Finished

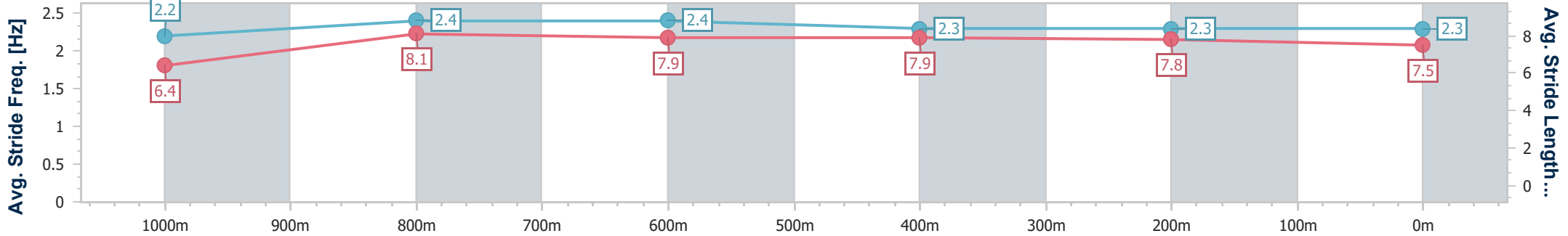
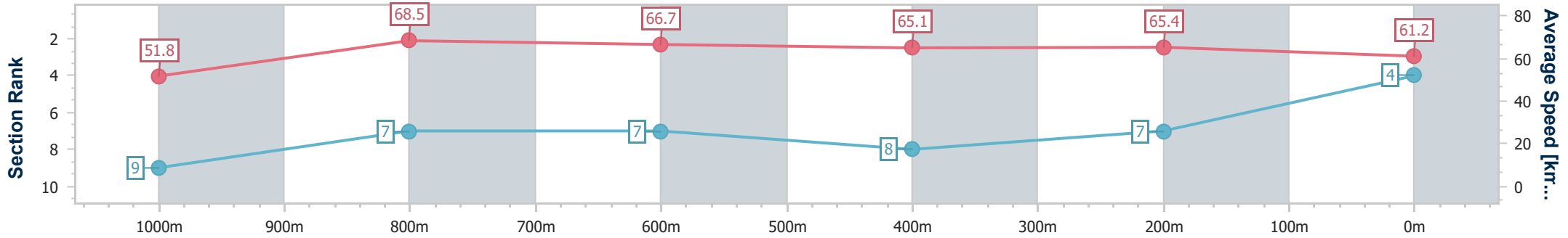


**Doomben QLD Professional**  
**Race 5: XXXX QTIS Three-Years-Old Handicap - 1200m**  
**05 October 2024 - 14:36**  
**Track Rating: Good 4, Weather: Fine, Rail Position: +4m Entire**



**BRISBANE**  
RACING CLUB

Section	Overall	1000m	800m	600m	400m	200m
Section Times	1:08.93 [4] (0:13.89)	0:55.04 [9] (0:10.48)	0:44.56 [7] (0:10.81)	0:33.75 [7] (0:11.05)	0:22.70 [8] (0:10.96)	0:11.74 [7] (0:11.74)
Average Speed [km/h]	51.8	68.5	66.7	65.1	65.4	61.2
Top Speed [km/h]	68.8	70.3	68.5	66.7	67.4	64.7
Avg. Dist. to Rail [m]	3.8	0.8	1.2	1.0	1.1	0.4
Avg. Stride Freq. [Hz]	2.2	2.4	2.4	2.3	2.3	2.3
Avg. Stride Length [m]	6.4	8.1	7.9	7.9	7.8	7.5



- [ ] Ranking at each section and finish
- .-.- No data available at this section
- NA No data available



Horse/Jockey Name	Gin A Tonic
Final Rank	5
Fastest Section Time (Section)	0:10.64 (1000m)
Top Speed [km/h] (Section)	69.4 (1000m)
Race State	Finished

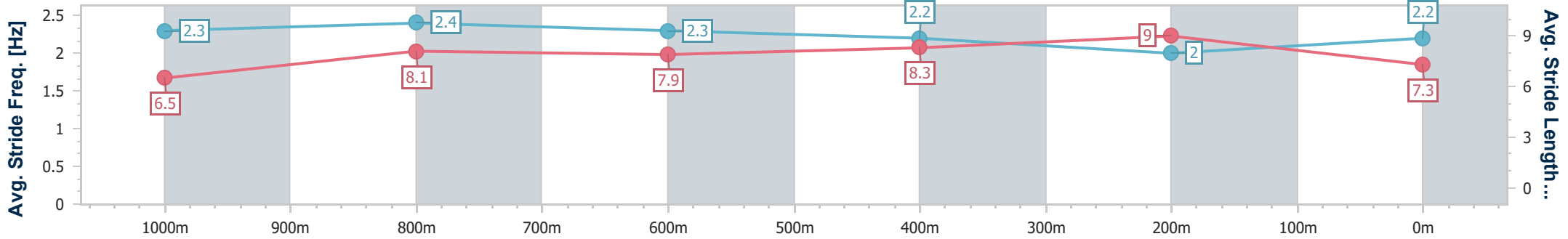
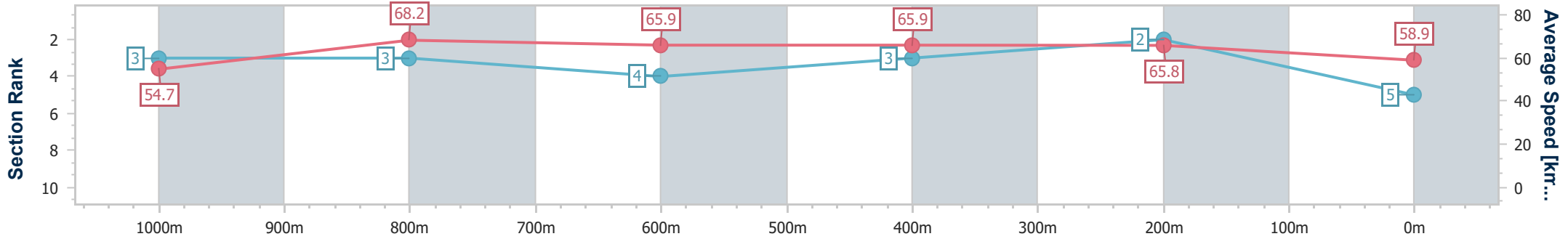


**Doomben QLD Professional**  
**Race 5: XXXX QTIS Three-Years-Old Handicap - 1200m**  
**05 October 2024 - 14:36**  
**Track Rating: Good 4, Weather: Fine, Rail Position: +4m Entire**



**BRISBANE**  
RACING CLUB

Section	Overall	1000m	800m	600m	400m	200m
Section Times	1:09.08 [5] (0:13.17)	0:55.91 [3] (0:10.64)	0:45.27 [3] (0:11.05)	0:34.22 [4] (0:11.01)	0:23.21 [3] (0:10.98)	0:12.23 [2] (0:12.23)
Average Speed [km/h]	54.7	68.2	65.9	65.9	65.8	58.9
Top Speed [km/h]	68.4	69.4	67.9	67.9	67.4	63.4
Avg. Dist. to Rail [m]	2.0	1.6	2.7	2.0	0.6	1.3
Avg. Stride Freq. [Hz]	2.3	2.4	2.3	2.2	2.0	2.2
Avg. Stride Length [m]	6.5	8.1	7.9	8.3	9.0	7.3



- [ ] Ranking at each section and finish
- .-.- No data available at this section
- NA No data available



Horse/Jockey Name	Dream Smart
Final Rank	6
Fastest Section Time (Section)	0:10.79 (600m)
Top Speed [km/h] (Section)	69.2 (600m)
Race State	Finished

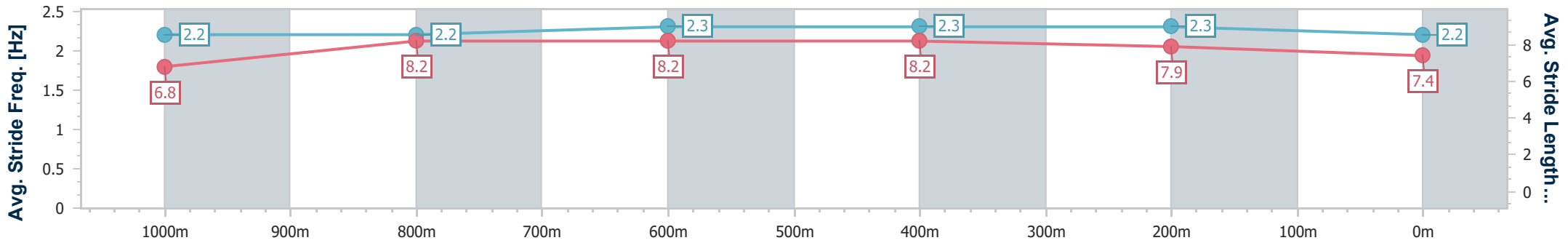
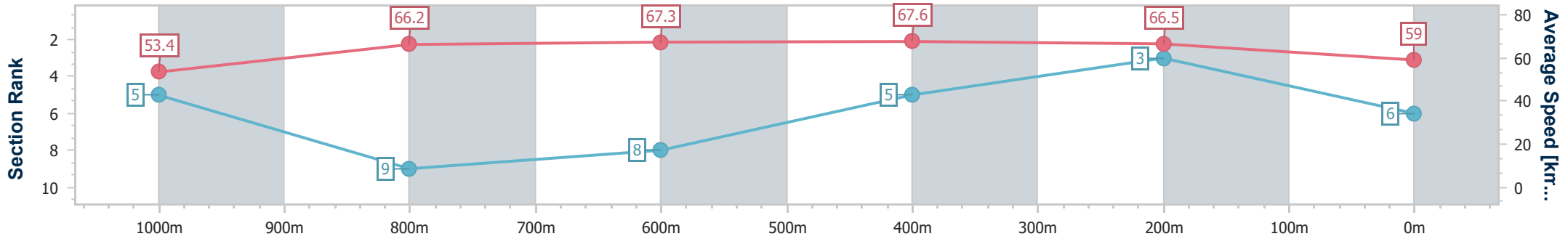


**Doomben QLD Professional**  
**Race 5: XXXX QTIS Three-Years-Old Handicap - 1200m**  
**05 October 2024 - 14:36**  
**Track Rating: Good 4, Weather: Fine, Rail Position: +4m Entire**



**BRISBANE**  
RACING CLUB

Section	Overall	1000m	800m	600m	400m	200m
Section Times	1:09.16 [6] (0:13.46)	0:55.70 [5] (0:10.99)	0:44.71 [9] (0:10.86)	0:33.85 [8] (0:10.79)	0:23.06 [5] (0:10.89)	0:12.17 [3] (0:12.17)
Average Speed [km/h]	53.4	66.2	67.3	67.6	66.5	59.0
Top Speed [km/h]	66.9	68.3	68.7	69.2	67.9	63.6
Avg. Dist. to Rail [m]	5.3	2.9	2.8	2.5	3.8	3.7
Avg. Stride Freq. [Hz]	2.2	2.2	2.3	2.3	2.3	2.2
Avg. Stride Length [m]	6.8	8.2	8.2	8.2	7.9	7.4



- [ ] Ranking at each section and finish
- .-.- No data available at this section
- NA No data available



Horse/Jockey Name	Don't Forget Jack
Final Rank	7
Fastest Section Time (Section)	0:10.88 (800m)
Top Speed [km/h] (Section)	69.1 (1000m)
Race State	Finished

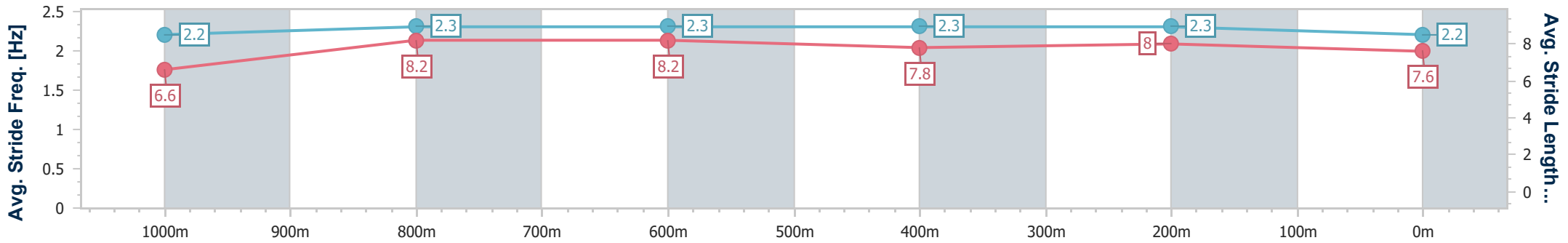
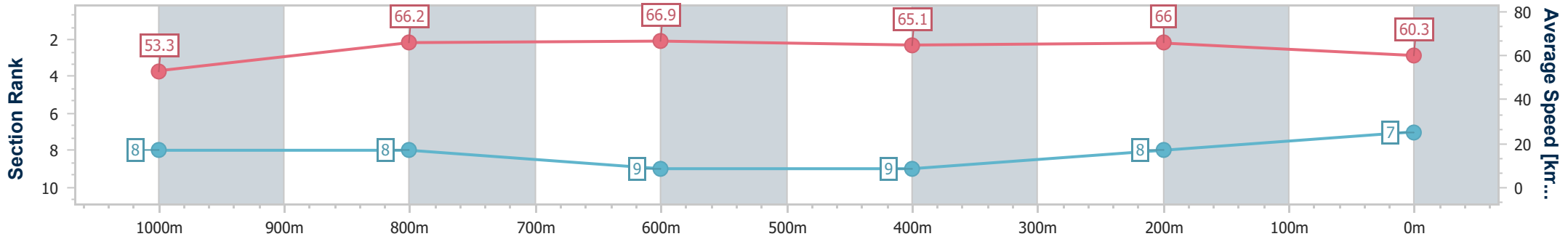


**Doomben QLD Professional**  
**Race 5: XXXX QTIS Three-Years-Old Handicap - 1200m**  
**05 October 2024 - 14:36**  
**Track Rating: Good 4, Weather: Fine, Rail Position: +4m Entire**



**BRISBANE**  
RACING CLUB

Section	Overall	1000m	800m	600m	400m	200m
Section Times	1:09.35 [7] (0:13.54)	0:55.81 [8] (0:10.91)	0:44.90 [8] (0:10.88)	0:34.02 [9] (0:11.15)	0:22.87 [9] (0:10.96)	0:11.91 [8] (0:11.91)
Average Speed [km/h]	53.3	66.2	66.9	65.1	66.0	60.3
Top Speed [km/h]	68.7	69.1	68.1	67.9	67.0	64.1
Avg. Dist. to Rail [m]	3.6	1.4	2.1	2.0	1.9	3.6
Avg. Stride Freq. [Hz]	2.2	2.3	2.3	2.3	2.3	2.2
Avg. Stride Length [m]	6.6	8.2	8.2	7.8	8.0	7.6



- [ ] Ranking at each section and finish
- .-.- No data available at this section
- NA No data available



Horse/Jockey Name	Apuntar
Final Rank	8
Fastest Section Time (Section)	0:10.65 (1000m)
Top Speed [km/h] (Section)	70.3 (Overall)
Race State	Finished

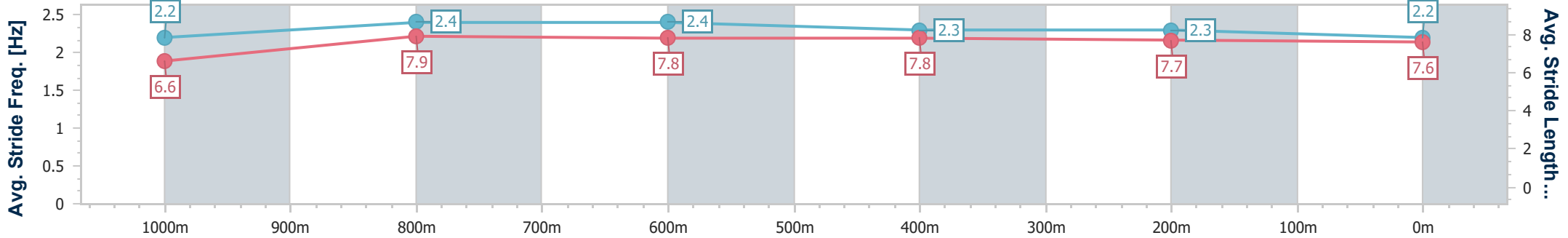
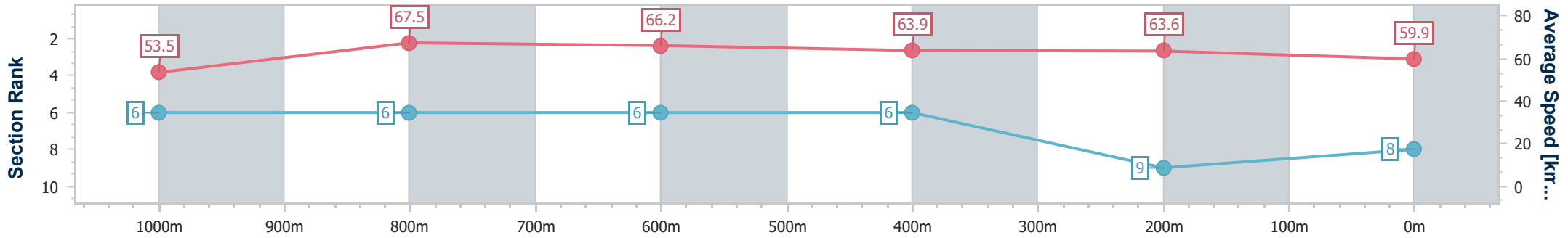


**Doomben QLD Professional**  
**Race 5: XXXX QTIS Three-Years-Old Handicap - 1200m**  
 05 October 2024 - 14:36  
 Track Rating: Good 4, Weather: Fine, Rail Position: +4m Entire



BRISBANE  
RACING CLUB

Section	Overall	1000m	800m	600m	400m	200m
Section Times	1:09.47 [8] (0:13.49)	0:55.98 [6] (0:10.65)	0:45.33 [6] (0:10.85)	0:34.48 [6] (0:11.18)	0:23.30 [6] (0:11.32)	0:11.98 [9] (0:11.98)
Average Speed [km/h]	53.5	67.5	66.2	63.9	63.6	59.9
Top Speed [km/h]	70.3	70.0	67.7	65.3	64.3	63.1
Avg. Dist. to Rail [m]	0.8	0.2	0.6	1.5	0.8	0.9
Avg. Stride Freq. [Hz]	2.2	2.4	2.4	2.3	2.3	2.2
Avg. Stride Length [m]	6.6	7.9	7.8	7.8	7.7	7.6



- [ ] Ranking at each section and finish
- .-.- No data available at this section
- NA No data available



Horse/Jockey Name	Heart And Spirit
Final Rank	9
Fastest Section Time (Section)	0:10.58 (1000m)
Top Speed [km/h] (Section)	69.4 (Overall)
Race State	Finished

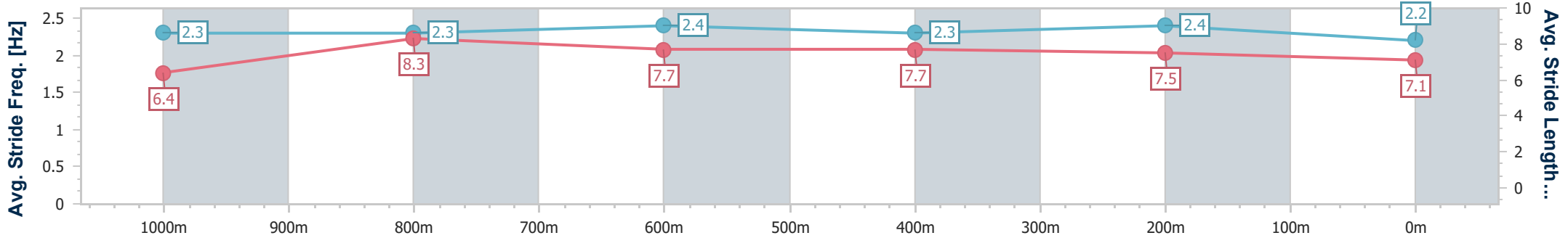
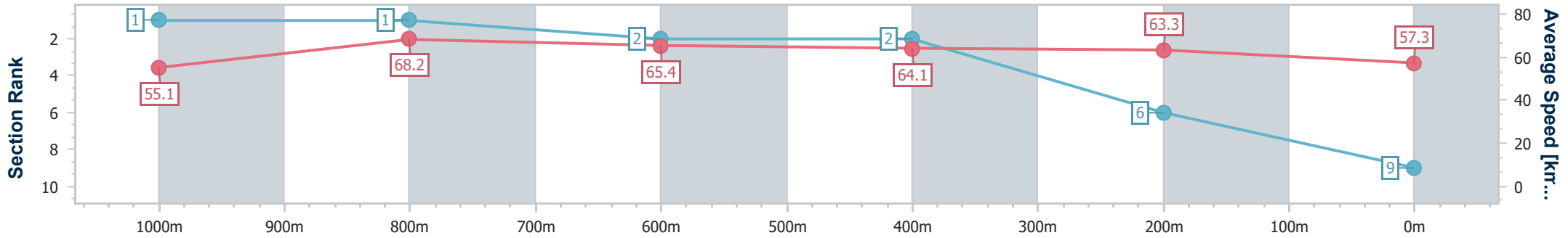


**Doomben QLD Professional**  
**Race 5: XXXX QTIS Three-Years-Old Handicap - 1200m**  
**05 October 2024 - 14:36**  
**Track Rating: Good 4, Weather: Fine, Rail Position: +4m Entire**



**BRISBANE**  
RACING CLUB

Section	Overall	1000m	800m	600m	400m	200m
Section Times	1:09.66 [9] (0:13.07)	0:56.59 [1] (0:10.58)	0:46.01 [1] (0:11.05)	0:34.96 [2] (0:11.08)	0:23.88 [2] (0:11.30)	0:12.58 [6] (0:12.58)
Average Speed [km/h]	55.1	68.2	65.4	64.1	63.3	57.3
Top Speed [km/h]	69.4	69.0	66.3	65.6	64.6	62.1
Avg. Dist. to Rail [m]	4.3	1.6	0.7	2.1	2.0	1.2
Avg. Stride Freq. [Hz]	2.3	2.3	2.4	2.3	2.4	2.2
Avg. Stride Length [m]	6.4	8.3	7.7	7.7	7.5	7.1



- [ ] Ranking at each section and finish
- .-.- No data available at this section
- NA No data available



**Doomben QLD Professional**  
**Race 6: RQ Supports Racing Industry Safety Fillies and Mares BM78**  
**Handicap - 1350m**  
**05 October 2024 - 15:08**



Track Rating: Good 4, Weather: Fine, Rail Position: +4m Entire

Section												Last 600m					
Field Times												0:33.55					
	Overall	1200m	1000m	800m	600m	400m											
	1:18.29 (0:10.80)	1:07.49 (0:11.12)	0:56.37 (0:11.47)	0:44.90 (0:11.35)	0:33.55 (0:11.14)	0:22.41 (0:10.94)											
Rank	TAB	Horse/Jockey	Barrier	Top Speed [km/h]	Fastest Section												Distance Travelled [m]
1	3	COUNTYOURBLESSINGS Cody Collis	4	69.1 400m	0:10.60 400m	1:18.29 [1] (0:11.41)	1:06.88 [7] (0:11.04)	0:55.84 [5] (0:11.56)	0:44.28 [5] (0:11.49)	0:32.79 [6] (0:10.96)	0:21.83 [5] (0:10.60)	0:32.79					
2	10	AERIAL DANCER Andrew Mallyon	5	67.2 400m	0:10.90 400m	1:18.66 [2] (0:11.01)	1:07.65 [2] (0:11.11)	0:56.54 [2] (0:11.52)	0:45.02 [2] (0:11.37)	0:33.65 [2] (0:11.09)	0:22.56 [2] (0:10.90)	0:33.65	-1				
3	6	MY PINS Tahlia Fenlon	9	67.2 1200m	0:10.80 Overall	1:18.69 [3] (0:10.80)	1:07.89 [1] (0:11.12)	0:56.77 [1] (0:11.47)	0:45.30 [1] (0:11.35)	0:33.95 [1] (0:11.14)	0:22.81 [1] (0:10.94)	0:33.95	-1				
4	4	CRAZY TRAIN Ryan Maloney	6	67.5 400m	0:10.92 400m	1:18.89 [4] (0:11.09)	1:07.80 [3] (0:11.16)	0:56.64 [3] (0:11.54)	0:45.10 [4] (0:11.39)	0:33.71 [4] (0:11.13)	0:22.58 [4] (0:10.92)	0:33.71	+2				
5	8	MOSZUR Noel Callow	1	67.1 400m	0:10.86 400m	1:18.90 [5] (0:11.74)	1:07.16 [9] (0:11.08)	0:56.08 [9] (0:11.46)	0:44.62 [8] (0:11.46)	0:33.16 [7] (0:10.92)	0:22.24 [7] (0:10.86)	0:33.16	-3				
6	2	CENTRESTONE James Orman	8	68.9 400m	0:10.72 400m	1:18.98 [6] (0:11.49)	1:07.49 [8] (0:11.21)	0:56.28 [8] (0:11.61)	0:44.67 [9] (0:11.49)	0:33.18 [9] (0:10.92)	0:22.26 [8] (0:10.72)	0:33.18	+6				
7	1	TOJAKI Kyle Wilson-Taylor	2	66.3 1200m	0:11.10 Overall	1:19.77 [7] (0:11.10)	1:08.67 [4] (0:11.15)	0:57.52 [4] (0:11.49)	0:46.03 [3] (0:11.39)	0:34.64 [3] (0:11.16)	0:23.48 [3] (0:11.13)	0:34.64	-2				
8	9	LAYDOWNLILY Nikita Beriman	7	67.5 600m	0:11.02 600m	1:19.86 [8] (0:11.36)	1:08.50 [6] (0:11.24)	0:57.26 [7] (0:11.63)	0:45.63 [7] (0:11.52)	0:34.11 [8] (0:11.02)	0:23.09 [9] (0:11.16)	0:34.11	+5				
9	5	OUTLAWED Martin Harley	3	66.8 600m	0:11.02 600m	1:20.48 [9] (0:11.24)	1:09.24 [5] (0:11.24)	0:58.00 [6] (0:11.63)	0:46.37 [6] (0:11.36)	0:35.01 [5] (0:11.02)	0:23.99 [6] (0:11.17)	0:35.01	+3				

Scratched: Lady Wardell (#7)

[ ] Ranking at each section and finish  
 -:-:- No data available at this section  
 NA No data available

SCN Saddle cloth number  
 DNF Did not finish  
 DNT Did not track



**Doomben QLD Professional**  
**Race 6: RQ Supports Racing Industry Safety Fillies and Mares BM78**  
**Handicap - 1350m**  
**05 October 2024 - 15:08**



Track Rating: Good 4, Weather: Fine, Rail Position: +4m Entire

Section				200m				Last 600m	
Field Times				0:11.47		(0:11.47)		0:33.55	
Rank	TAB Horse/Jockey	Barrier	Top Speed [km/h]	Fastest Section	Margin				Distance Travelled [m]
1	3 <b>COUNTYOURBLESSINGS</b> Cody Collis	4	69.1 400m	0:10.60 400m	0:11.23 [3] (0:11.23)	1:18.29		0:32.79	
2	10 <b>AERIAL DANCER</b> Andrew Mallyon	5	67.2 400m	0:10.90 400m	0:11.66 [2] (0:11.66)	2.2L		0:33.65	-1
3	6 <b>MY PINS</b> Tahlia Fenlon	9	67.2 1200m	0:10.80 Overall	0:11.87 [1] (0:11.87)	2.39L		0:33.95	-1
4	4 <b>CRAZY TRAIN</b> Ryan Maloney	6	67.5 400m	0:10.92 400m	0:11.66 [4] (0:11.66)	3.56L		0:33.71	+2
5	8 <b>MOSZUR</b> Noel Callow	1	67.1 400m	0:10.86 400m	0:11.38 [7] (0:11.38)	3.63L		0:33.16	-3
6	2 <b>CENTRESTONE</b> James Orman	8	68.9 400m	0:10.72 400m	0:11.54 [6] (0:11.54)	4.11L		0:33.18	+6
7	1 <b>TOJAKI</b> Kyle Wilson-Taylor	2	66.3 1200m	0:11.10 Overall	0:12.35 [5] (0:12.35)	8.74L		0:34.64	-2
8	9 <b>LAYDOWNLILY</b> Nikita Beriman	7	67.5 600m	0:11.02 600m	0:11.93 [9] (0:11.93)	9.26L		0:34.11	+5
9	5 <b>OUTLAWED</b> Martin Harley	3	66.8 600m	0:11.02 600m	0:12.82 [8] (0:12.82)	12.91L		0:35.01	+3

Scratched: Lady Wardell (#7)

[ ] Ranking at each section and finish  
 -:-:- No data available at this section  
 NA No data available

SCN Saddle cloth number  
 DNF Did not finish  
 DNT Did not track





Horse/Jockey Name	Countyourblessings
Final Rank	1
Fastest Section Time (Section)	0:10.60 (400m)
Top Speed [km/h] (Section)	69.1 (400m)
Race State	Finished



**Doomben QLD Professional**  
 Race 6: RQ Supports Racing Industry Safety Fillies and Mares  
 BM78 Handicap - 1350m

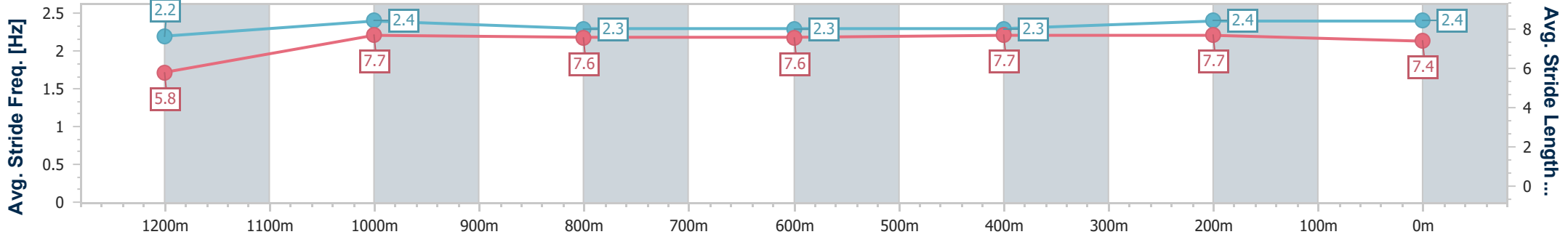
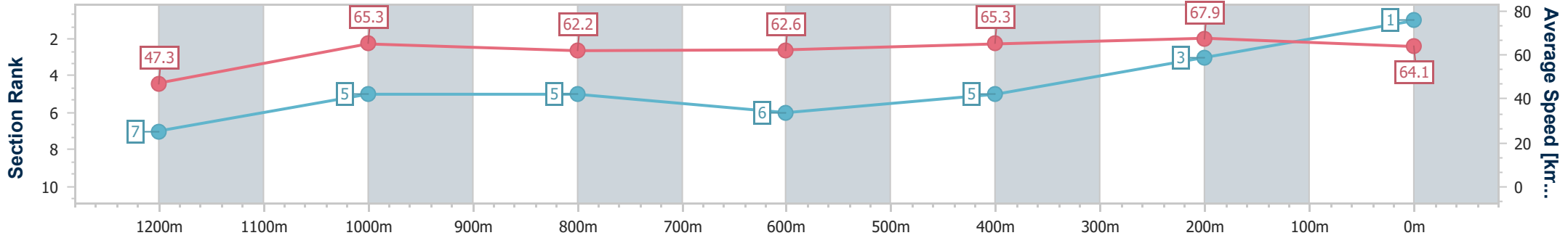


BRISBANE  
RACING CLUB

05 October 2024 - 15:08

Track Rating: Good 4, Weather: Fine, Rail Position: +4m Entire

Section	Overall	1200m	1000m	800m	600m	400m	200m
Section Times	1:18.29 [1] (0:11.41)	1:06.88 [7] (0:11.04)	0:55.84 [5] (0:11.56)	0:44.28 [5] (0:11.49)	0:32.79 [6] (0:10.96)	0:21.83 [5] (0:10.60)	0:11.23 [3] (0:11.23)
Average Speed [km/h]	47.3	65.3	62.2	62.6	65.3	67.9	64.1
Top Speed [km/h]	65.0	66.5	62.7	65.2	66.4	69.1	67.8
Avg. Dist. to Rail [m]	3.9	0.4	0.4	0.5	1.0	1.2	1.9
Avg. Stride Freq. [Hz]	2.2	2.4	2.3	2.3	2.3	2.4	2.4
Avg. Stride Length [m]	5.8	7.7	7.6	7.6	7.7	7.7	7.4



- [ ] Ranking at each section and finish
- .-.- No data available at this section
- NA No data available



Horse/Jockey Name	Aerial Dancer
Final Rank	2
Fastest Section Time (Section)	0:10.90 (400m)
Top Speed [km/h] (Section)	67.2 (400m)
Race State	Finished

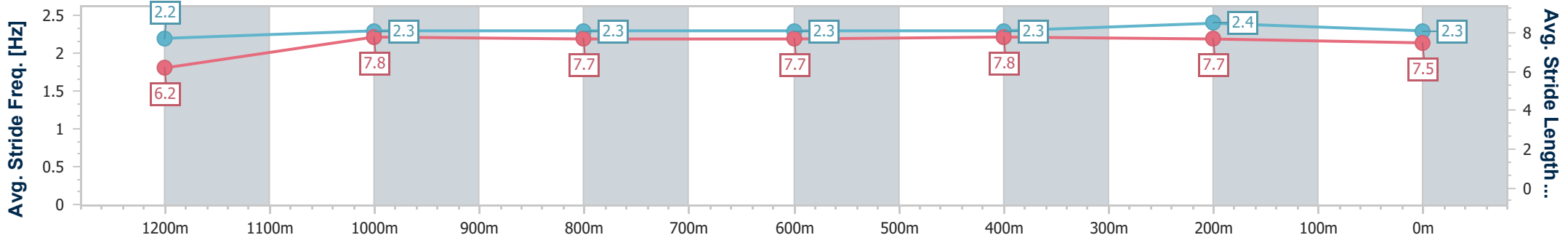
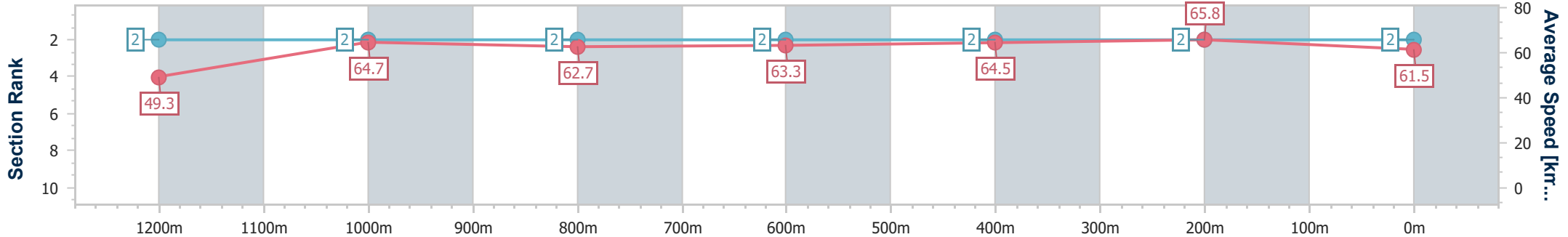


**Doomben QLD Professional**  
 Race 6: RQ Supports Racing Industry Safety Fillies and Mares  
 BM78 Handicap - 1350m  
 05 October 2024 - 15:08  
 Track Rating: Good 4, Weather: Fine, Rail Position: +4m Entire



BRISBANE  
RACING CLUB

Section	Overall	1200m	1000m	800m	600m	400m	200m
Section Times	1:18.66 [2] (0:11.01)	1:07.65 [2] (0:11.11)	0:56.54 [2] (0:11.52)	0:45.02 [2] (0:11.37)	0:33.65 [2] (0:11.09)	0:22.56 [2] (0:10.90)	0:11.66 [2] (0:11.66)
Average Speed [km/h]	49.3	64.7	62.7	63.3	64.5	65.8	61.5
Top Speed [km/h]	65.0	67.1	63.7	64.8	65.7	67.2	64.9
Avg. Dist. to Rail [m]	4.8	1.7	1.5	0.2	1.3	1.1	1.2
Avg. Stride Freq. [Hz]	2.2	2.3	2.3	2.3	2.3	2.4	2.3
Avg. Stride Length [m]	6.2	7.8	7.7	7.7	7.8	7.7	7.5



- [ ] Ranking at each section and finish
- .-.- No data available at this section
- NA No data available



Horse/Jockey Name	My Pins
Final Rank	3
Fastest Section Time (Section)	0:10.80 (Overall)
Top Speed [km/h] (Section)	67.2 (1200m)
Race State	Finished

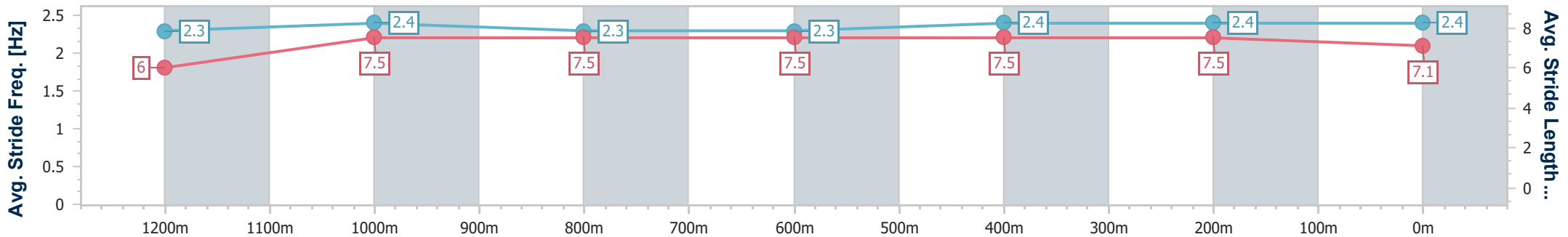
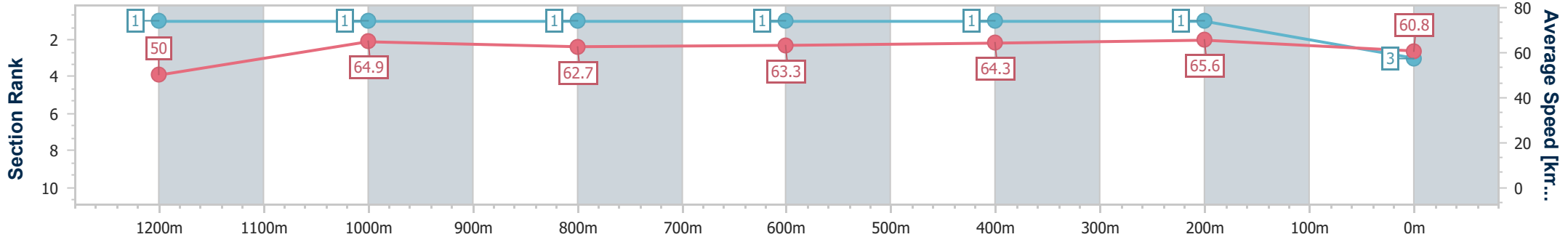


**Doomben QLD Professional**  
**Race 6: RQ Supports Racing Industry Safety Fillies and Mares**  
**BM78 Handicap - 1350m**  
 05 October 2024 - 15:08  
 Track Rating: Good 4, Weather: Fine, Rail Position: +4m Entire



BRISBANE  
RACING CLUB

Section	Overall	1200m	1000m	800m	600m	400m	200m
Section Times	1:18.69 [3] (0:10.80)	1:07.89 [1] (0:11.12)	0:56.77 [1] (0:11.47)	0:45.30 [1] (0:11.35)	0:33.95 [1] (0:11.14)	0:22.81 [1] (0:10.94)	0:11.87 [1] (0:11.87)
Average Speed [km/h]	50.0	64.9	62.7	63.3	64.3	65.6	60.8
Top Speed [km/h]	66.9	67.2	64.6	63.9	65.3	65.9	64.4
Avg. Dist. to Rail [m]	7.0	0.7	0.3	0.2	1.2	1.4	0.8
Avg. Stride Freq. [Hz]	2.3	2.4	2.3	2.3	2.4	2.4	2.4
Avg. Stride Length [m]	6.0	7.5	7.5	7.5	7.5	7.5	7.1



- [ ] Ranking at each section and finish
- .-.- No data available at this section
- NA No data available



Horse/Jockey Name	Crazy Train
Final Rank	4
Fastest Section Time (Section)	0:10.92 (400m)
Top Speed [km/h] (Section)	67.5 (400m)
Race State	Finished



**Doomben QLD Professional**  
 Race 6: RQ Supports Racing Industry Safety Fillies and Mares  
 BM78 Handicap - 1350m

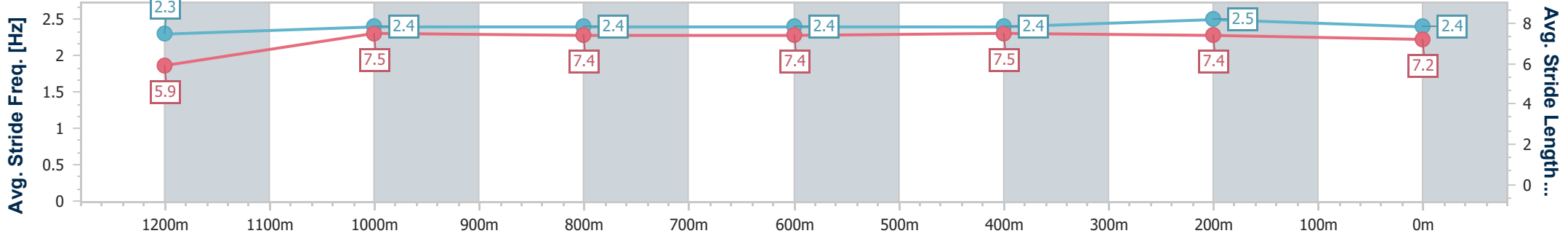
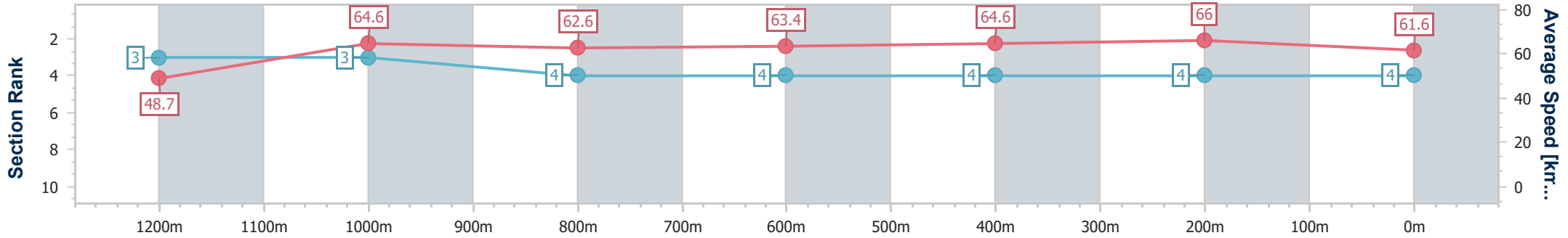


BRISBANE  
 RACING CLUB

05 October 2024 - 15:08

Track Rating: Good 4, Weather: Fine, Rail Position: +4m Entire

Section	Overall	1200m	1000m	800m	600m	400m	200m
Section Times	1:18.89 [4] (0:11.09)	1:07.80 [3] (0:11.16)	0:56.64 [3] (0:11.54)	0:45.10 [4] (0:11.39)	0:33.71 [4] (0:11.13)	0:22.58 [4] (0:10.92)	0:11.66 [4] (0:11.66)
Average Speed [km/h]	48.7	64.6	62.6	63.4	64.6	66.0	61.6
Top Speed [km/h]	63.6	65.5	64.2	65.5	65.4	67.5	64.8
Avg. Dist. to Rail [m]	6.2	2.4	1.7	0.9	0.5	0.6	2.1
Avg. Stride Freq. [Hz]	2.3	2.4	2.4	2.4	2.4	2.5	2.4
Avg. Stride Length [m]	5.9	7.5	7.4	7.4	7.5	7.4	7.2



- [ ] Ranking at each section and finish
- .-.- No data available at this section
- NA No data available



Horse/Jockey Name	Mozsur
Final Rank	5
Fastest Section Time (Section)	0:10.86 (400m)
Top Speed [km/h] (Section)	67.1 (400m)
Race State	Finished

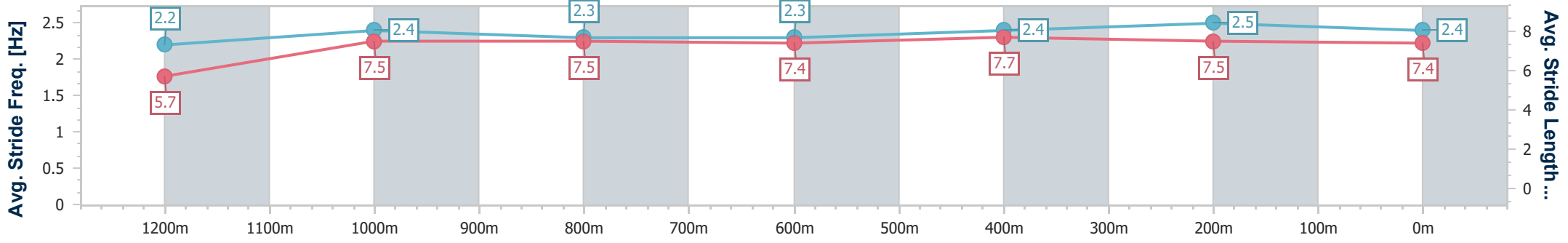
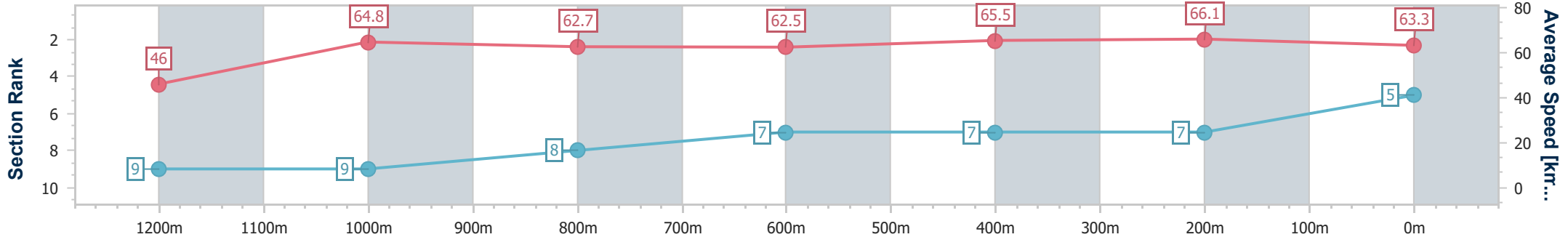


**Doomben QLD Professional**  
**Race 6: RQ Supports Racing Industry Safety Fillies and Mares**  
**BM78 Handicap - 1350m**  
**05 October 2024 - 15:08**  
**Track Rating: Good 4, Weather: Fine, Rail Position: +4m Entire**



**BRISBANE**  
RACING CLUB

Section	Overall	1200m	1000m	800m	600m	400m	200m
Section Times	1:18.90 [5] (0:11.74)	1:07.16 [9] (0:11.08)	0:56.08 [9] (0:11.46)	0:44.62 [8] (0:11.46)	0:33.16 [7] (0:10.92)	0:22.24 [7] (0:10.86)	0:11.38 [7] (0:11.38)
Average Speed [km/h]	46.0	64.8	62.7	62.5	65.5	66.1	63.3
Top Speed [km/h]	63.6	65.9	64.9	66.0	66.2	67.1	65.9
Avg. Dist. to Rail [m]	0.9	0.7	0.3	1.0	1.4	1.3	1.1
Avg. Stride Freq. [Hz]	2.2	2.4	2.3	2.3	2.4	2.5	2.4
Avg. Stride Length [m]	5.7	7.5	7.5	7.4	7.7	7.5	7.4



- [ ] Ranking at each section and finish
- .-.- No data available at this section
- NA No data available



Horse/Jockey Name	Centrestone
Final Rank	6
Fastest Section Time (Section)	0:10.72 (400m)
Top Speed [km/h] (Section)	68.9 (400m)
Race State	Finished

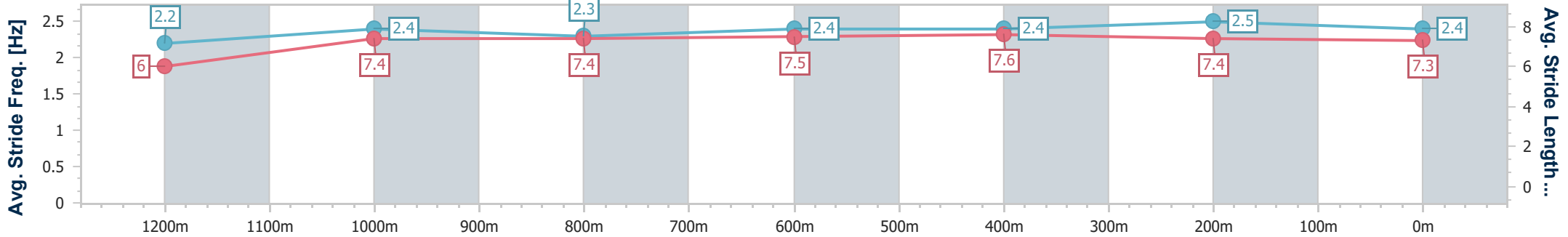
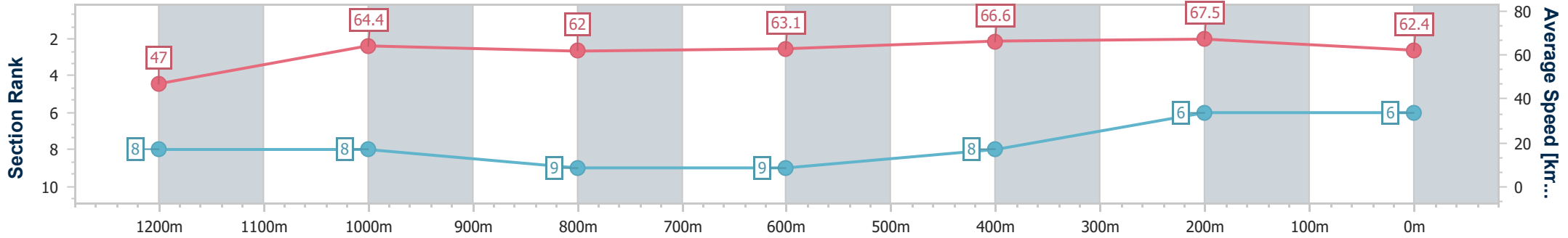


**Doomben QLD Professional**  
 Race 6: RQ Supports Racing Industry Safety Fillies and Mares  
 BM78 Handicap - 1350m  
 05 October 2024 - 15:08  
 Track Rating: Good 4, Weather: Fine, Rail Position: +4m Entire



BRISBANE  
RACING CLUB

Section	Overall	1200m	1000m	800m	600m	400m	200m
Section Times	1:18.98 [6] (0:11.49)	1:07.49 [8] (0:11.21)	0:56.28 [8] (0:11.61)	0:44.67 [9] (0:11.49)	0:33.18 [9] (0:10.92)	0:22.26 [8] (0:10.72)	0:11.54 [6] (0:11.54)
Average Speed [km/h]	47.0	64.4	62.0	63.1	66.6	67.5	62.4
Top Speed [km/h]	64.1	66.3	62.7	66.8	67.2	68.9	66.4
Avg. Dist. to Rail [m]	6.1	0.9	0.8	1.2	1.5	4.5	6.4
Avg. Stride Freq. [Hz]	2.2	2.4	2.3	2.4	2.4	2.5	2.4
Avg. Stride Length [m]	6.0	7.4	7.4	7.5	7.6	7.4	7.3



- [ ] Ranking at each section and finish
- .-.- No data available at this section
- NA No data available



Horse/Jockey Name	Tojaki
Final Rank	7
Fastest Section Time (Section)	0:11.10 (Overall)
Top Speed [km/h] (Section)	66.3 (1200m)
Race State	Finished

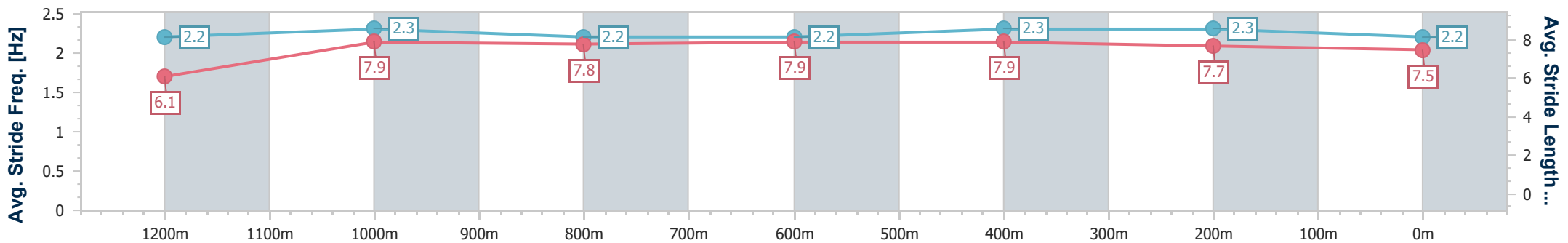
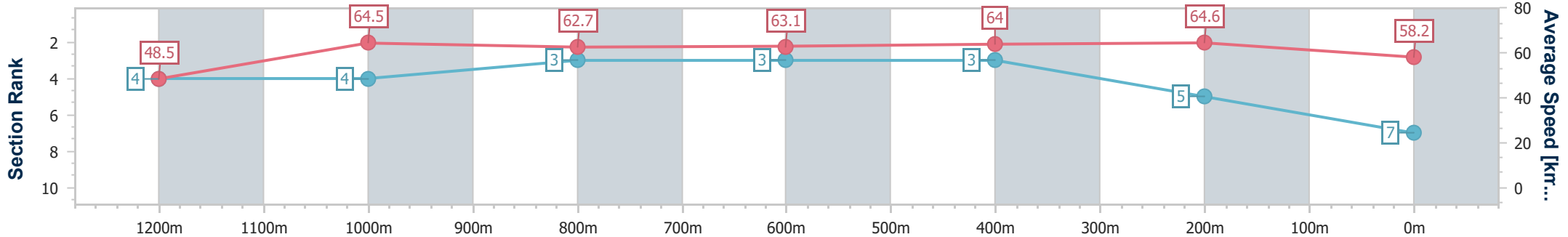


**Doomben QLD Professional**  
**Race 6: RQ Supports Racing Industry Safety Fillies and Mares**  
**BM78 Handicap - 1350m**  
 05 October 2024 - 15:08  
 Track Rating: Good 4, Weather: Fine, Rail Position: +4m Entire



BRISBANE  
RACING CLUB

Section	Overall	1200m	1000m	800m	600m	400m	200m
Section Times	1:19.77 [7] (0:11.10)	1:08.67 [4] (0:11.15)	0:57.52 [4] (0:11.49)	0:46.03 [3] (0:11.39)	0:34.64 [3] (0:11.16)	0:23.48 [3] (0:11.13)	0:12.35 [5] (0:12.35)
Average Speed [km/h]	48.5	64.5	62.7	63.1	64.0	64.6	58.2
Top Speed [km/h]	66.2	66.3	63.7	65.3	65.6	65.4	62.8
Avg. Dist. to Rail [m]	1.8	0.3	0.2	0.5	1.1	0.8	0.7
Avg. Stride Freq. [Hz]	2.2	2.3	2.2	2.2	2.3	2.3	2.2
Avg. Stride Length [m]	6.1	7.9	7.8	7.9	7.9	7.7	7.5



- [ ] Ranking at each section and finish
- .-.- No data available at this section
- NA No data available



Horse/Jockey Name	Laydownlily
Final Rank	8
Fastest Section Time (Section)	0:11.02 (600m)
Top Speed [km/h] (Section)	67.5 (600m)
Race State	Finished

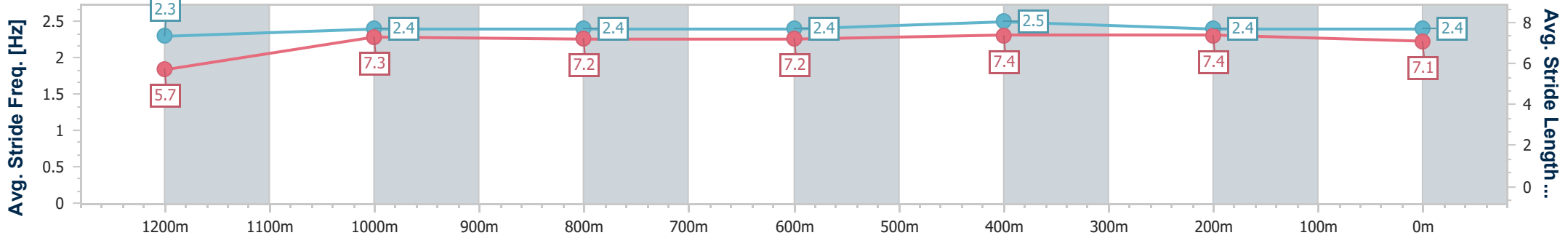
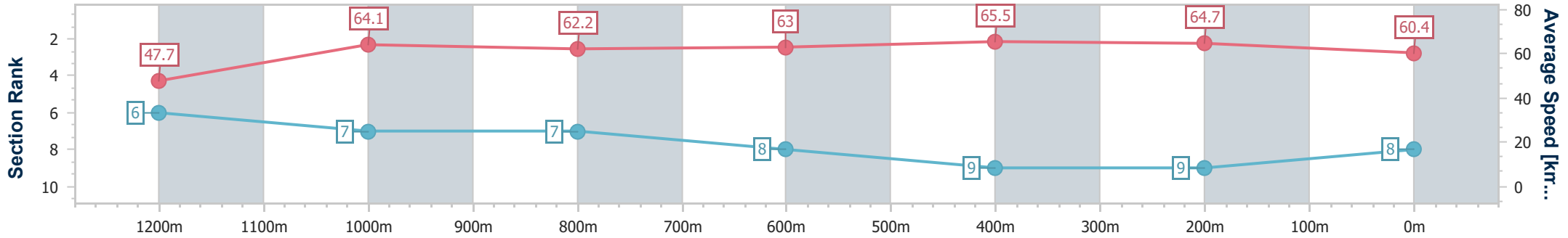


**Doomben QLD Professional**  
**Race 6: RQ Supports Racing Industry Safety Fillies and Mares**  
**BM78 Handicap - 1350m**  
**05 October 2024 - 15:08**  
**Track Rating: Good 4, Weather: Fine, Rail Position: +4m Entire**



**BRISBANE**  
**RACING CLUB**

Section	Overall	1200m	1000m	800m	600m	400m	200m
Section Times	1:19.86 [8] (0:11.36)	1:08.50 [6] (0:11.24)	0:57.26 [7] (0:11.63)	0:45.63 [7] (0:11.52)	0:34.11 [8] (0:11.02)	0:23.09 [9] (0:11.16)	0:11.93 [9] (0:11.93)
Average Speed [km/h]	47.7	64.1	62.2	63.0	65.5	64.7	60.4
Top Speed [km/h]	62.5	65.7	63.3	66.3	67.5	65.8	64.3
Avg. Dist. to Rail [m]	6.0	1.8	1.8	1.4	1.2	1.7	1.0
Avg. Stride Freq. [Hz]	2.3	2.4	2.4	2.4	2.5	2.4	2.4
Avg. Stride Length [m]	5.7	7.3	7.2	7.2	7.4	7.4	7.1



- [ ] Ranking at each section and finish
- .-.- No data available at this section
- NA No data available





Horse/Jockey Name	Outlawed
Final Rank	9
Fastest Section Time (Section)	0:11.02 (600m)
Top Speed [km/h] (Section)	66.8 (600m)
Race State	Finished

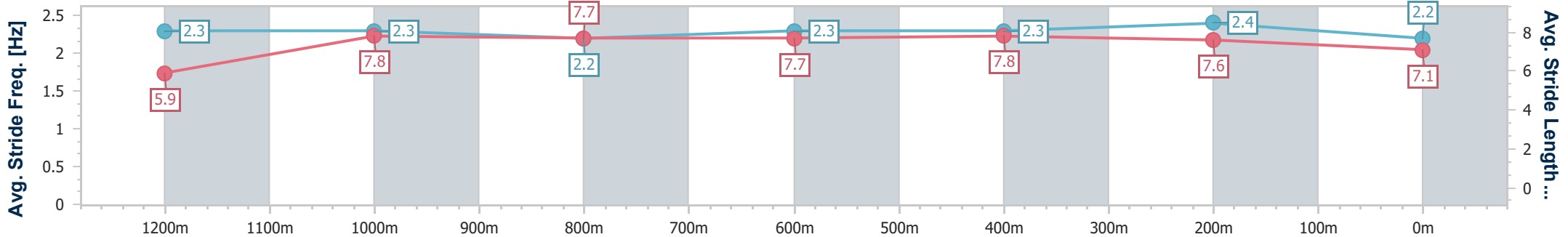
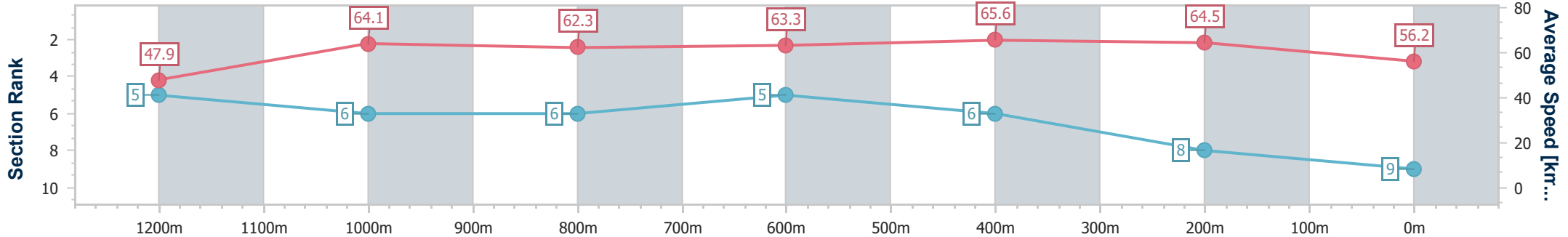


**Doomben QLD Professional**  
**Race 6: RQ Supports Racing Industry Safety Fillies and Mares**  
**BM78 Handicap - 1350m**  
 05 October 2024 - 15:08  
 Track Rating: Good 4, Weather: Fine, Rail Position: +4m Entire



BRISBANE  
RACING CLUB

Section	Overall	1200m	1000m	800m	600m	400m	200m
Section Times	1:20.48 [9] (0:11.24)	1:09.24 [5] (0:11.24)	0:58.00 [6] (0:11.63)	0:46.37 [6] (0:11.36)	0:35.01 [5] (0:11.02)	0:23.99 [6] (0:11.17)	0:12.82 [8] (0:12.82)
Average Speed [km/h]	47.9	64.1	62.3	63.3	65.6	64.5	56.2
Top Speed [km/h]	63.3	65.3	62.7	66.4	66.8	66.3	62.2
Avg. Dist. to Rail [m]	3.5	1.6	1.6	0.5	0.3	1.6	2.7
Avg. Stride Freq. [Hz]	2.3	2.3	2.2	2.3	2.3	2.4	2.2
Avg. Stride Length [m]	5.9	7.8	7.7	7.7	7.8	7.6	7.1



- [ ] Ranking at each section and finish
- .-.- No data available at this section
- NA No data available



**Doomben QLD Professional**  
**Race 7: U & U Recruitment Colts, Geldings and Entires BM78 Handicap - 1350m**  
**05 October 2024 - 15:43**



Track Rating: Good 4, Weather: Fine, Rail Position: +4m Entire

Section											Last 600m		
Field Times											0:33.77		
	Overall	1200m	1000m	800m	600m	400m							
	1:18.47 (0:11.02)	1:07.45 (0:11.08)	0:56.37 (0:11.30)	0:45.07 (0:11.30)	0:33.77 (0:11.09)	0:22.68 (0:10.85)							
Rank	TAB	Horse/Jockey	Barrier	Top Speed [km/h]	Fastest Section							Distance Travelled [m]	
1	6	<b>CORFE CASTLE</b> Ryan Maloney	3	67.4 400m	0:10.85 400m	1:18.47 [1] (0:11.02)	1:07.45 [1] (0:11.08)	0:56.37 [1] (0:11.30)	0:45.07 [1] (0:11.30)	0:33.77 [1] (0:11.09)	0:22.68 [1] (0:10.85)	0:33.77	
2	4	<b>BETTCHA THE CROWN</b> Samantha Collett	10	67.5 400m	0:10.91 1200m	1:18.50 [2] (0:11.23)	1:07.27 [2] (0:10.91)	0:56.36 [2] (0:11.39)	0:44.97 [2] (0:11.34)	0:33.63 [2] (0:11.04)	0:22.59 [2] (0:10.94)	0:33.63	+2
3	7	<b>EVOCATOR</b> Cody Collis	12	68.5 400m	0:10.78 400m	1:18.86 [3] (0:12.02)	1:06.84 [8] (0:11.06)	0:55.78 [8] (0:11.31)	0:44.47 [7] (0:11.21)	0:33.26 [7] (0:10.93)	0:22.33 [7] (0:10.78)	0:33.26	+0
4	5	<b>CLYDE</b> Marnu Potgieter	1	65.7 600m	0:11.10 400m	1:18.91 [4] (0:11.23)	1:07.68 [3] (0:11.12)	0:56.56 [3] (0:11.43)	0:45.13 [4] (0:11.24)	0:33.89 [4] (0:11.11)	0:22.78 [3] (0:11.10)	0:33.89	+2
5	1	<b>KRONENBOURG</b> James Orman	8	68.1 1200m	0:10.91 1200m	1:18.92 [5] (0:11.52)	1:07.40 [6] (0:10.91)	0:56.49 [4] (0:11.33)	0:45.16 [3] (0:11.21)	0:33.95 [3] (0:11.17)	0:22.78 [4] (0:11.06)	0:33.95	+2
6	13	<b>KIRIKAN</b> Tahlia Fenlon	11	67.9 400m	0:10.86 400m	1:19.13 [6] (0:11.78)	1:07.35 [7] (0:11.20)	0:56.15 [7] (0:11.48)	0:44.67 [8] (0:11.22)	0:33.45 [8] (0:10.92)	0:22.53 [8] (0:10.86)	0:33.45	+3
7	3	<b>RELEASE THE BEANS</b> Noel Callow	5	67.1 400m	0:11.02 600m	1:19.21 [7] (0:11.38)	1:07.83 [4] (0:11.37)	0:56.46 [6] (0:11.44)	0:45.02 [6] (0:11.18)	0:33.84 [6] (0:11.02)	0:22.82 [6] (0:11.03)	0:33.84	+6
8	10	<b>EBONY KING</b> Jag Guthmann-Chester	4	66.5 400m	0:11.04 600m	1:19.46 [8] (0:11.45)	1:08.01 [5] (0:11.21)	0:56.80 [5] (0:11.42)	0:45.38 [5] (0:11.26)	0:34.12 [5] (0:11.04)	0:23.08 [5] (0:11.04)	0:34.12	-1

Scratched: Baltray (#14), Sir Artie (#2), Black Duke (#8), Bowrider (#9), Midori Beauty (#11), Living Free (#12)

[ ] Ranking at each section and finish  
 -:-:- No data available at this section  
 NA No data available

SCN Saddle cloth number  
 DNF Did not finish  
 DNT Did not track



# Doomben QLD Professional

## Race 7: U & U Recruitment Colts, Geldings and Entires BM78 Handicap - 1350m

05 October 2024 - 15:43



BRISBANE  
RACING CLUB

Track Rating: Good 4, Weather: Fine, Rail Position: +4m Entire

Section				200m				Last 600m	
Field Times				0:11.83 (0:11.83)				0:33.77	
Rank	TAB	Horse/Jockey	Barrier	Top Speed [km/h]	Fastest Section	Margin			Distance Travelled [m]
1	6	<b>CORFE CASTLE</b> Ryan Maloney	3	67.4 400m	0:10.85 400m	0:11.83 [1] (0:11.83)	1:18.47		0:33.77
2	4	<b>BETTCHA THE CROWN</b> Samantha Collett	10	67.5 400m	0:10.91 1200m	0:11.65 [2] (0:11.65)	0.2L		0:33.63 +2
3	7	<b>EVOCATOR</b> Cody Collis	12	68.5 400m	0:10.78 400m	0:11.55 [5] (0:11.55)	2.3L		0:33.26 +0
4	5	<b>CLYDE</b> Marnu Potgieter	1	65.7 600m	0:11.10 400m	0:11.68 [4] (0:11.68)	2.58L		0:33.89 +2
5	1	<b>KRONENBOURG</b> James Orman	8	68.1 1200m	0:10.91 1200m	0:11.72 [3] (0:11.72)	2.65L		0:33.95 +2
6	13	<b>KIRIKAN</b> Tahlia Fenlon	11	67.9 400m	0:10.86 400m	0:11.67 [8] (0:11.67)	3.91L		0:33.45 +3
7	3	<b>RELEASE THE BEANS</b> Noel Callow	5	67.1 400m	0:11.02 600m	0:11.79 [6] (0:11.79)	4.36L		0:33.84 +6
8	10	<b>EBONY KING</b> Jag Guthmann-Chester	4	66.5 400m	0:11.04 600m	0:12.04 [7] (0:12.04)	5.81L		0:34.12 -1

Scratched: Baltray (#14), Sir Artie (#2), Black Duke (#8), Bowrider (#9), Midori Beauty (#11), Living Free (#12)

[ ] Ranking at each section and finish  
 -:-:- No data available at this section  
 NA No data available

SCN Saddle cloth number  
 DNF Did not finish  
 DNT Did not track



Horse/Jockey Name	Corfe Castle
Final Rank	1
Fastest Section Time (Section)	0:10.85 (400m)
Top Speed [km/h] (Section)	67.4 (400m)
Race State	Finished

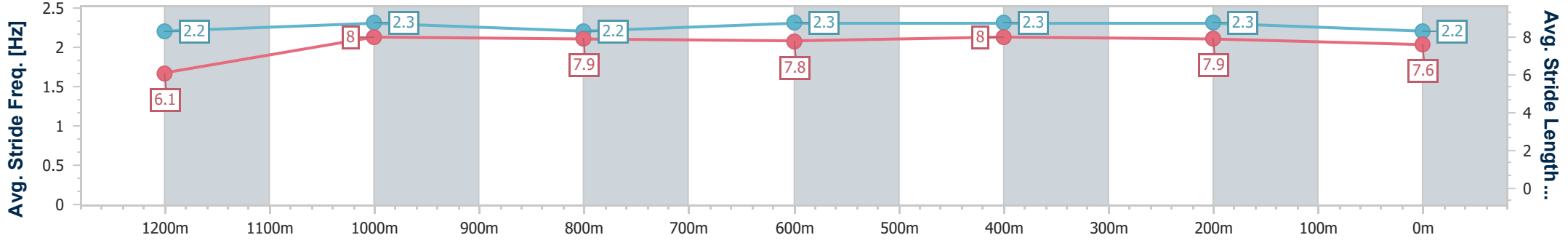
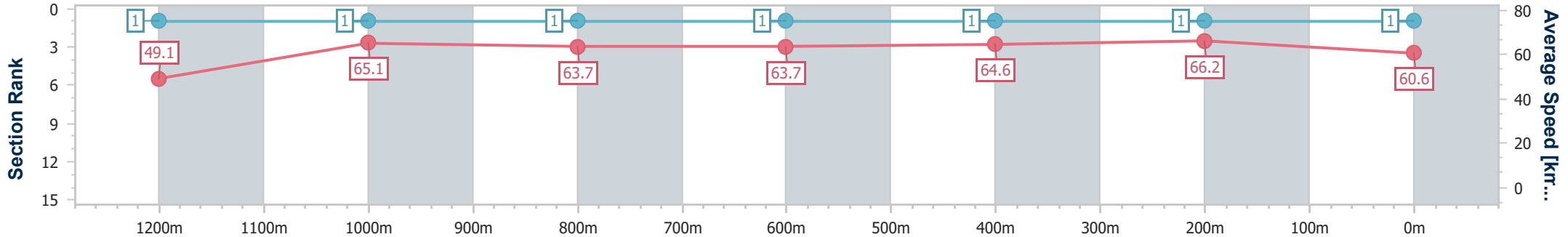


**Doomben QLD Professional**  
**Race 7: U & U Recruitment Colts, Geldings and Entires BM78**  
**Handicap - 1350m**  
**05 October 2024 - 15:43**  
**Track Rating: Good 4, Weather: Fine, Rail Position: +4m Entire**



**BRISBANE**  
 RACING CLUB

Section	Overall	1200m	1000m	800m	600m	400m	200m
Section Times	1:18.47 [1] (0:11.02)	1:07.45 [1] (0:11.08)	0:56.37 [1] (0:11.30)	0:45.07 [1] (0:11.30)	0:33.77 [1] (0:11.09)	0:22.68 [1] (0:10.85)	0:11.83 [1] (0:11.83)
Average Speed [km/h]	49.1	65.1	63.7	63.7	64.6	66.2	60.6
Top Speed [km/h]	63.5	65.5	65.4	65.0	65.2	67.4	64.9
Avg. Dist. to Rail [m]	2.0	0.3	0.2	0.3	0.8	1.4	0.8
Avg. Stride Freq. [Hz]	2.2	2.3	2.2	2.3	2.3	2.3	2.2
Avg. Stride Length [m]	6.1	8.0	7.9	7.8	8.0	7.9	7.6



- [ ] Ranking at each section and finish
- .-.- No data available at this section
- NA No data available



Horse/Jockey Name	Bettcha The Crown
Final Rank	2
Fastest Section Time (Section)	0:10.91 (1200m)
Top Speed [km/h] (Section)	67.5 (400m)
Race State	Finished

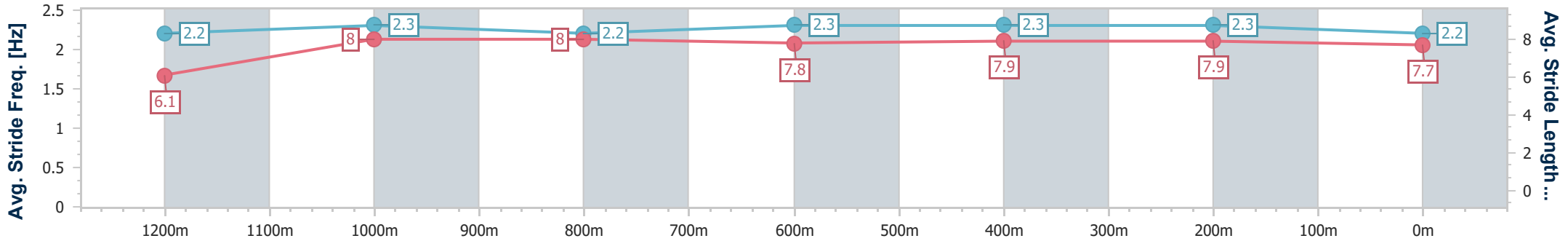
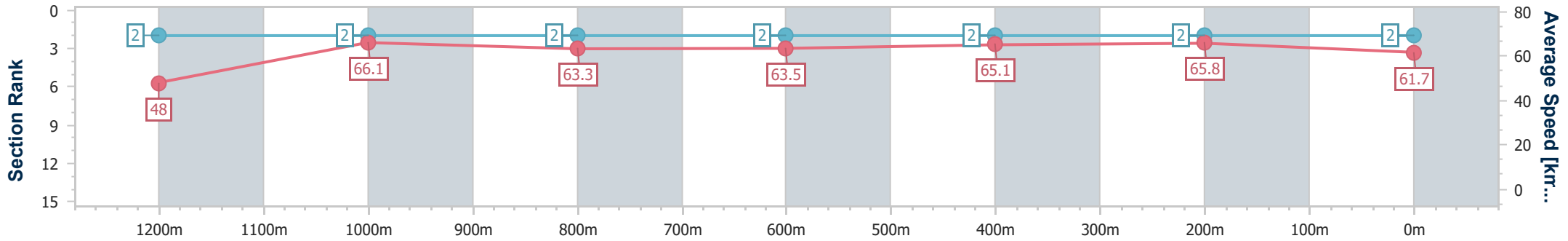


**Doomben QLD Professional**  
**Race 7: U & U Recruitment Colts, Geldings and Entires BM78**  
**Handicap - 1350m**  
**05 October 2024 - 15:43**  
**Track Rating: Good 4, Weather: Fine, Rail Position: +4m Entire**



**BRISBANE**  
RACING CLUB

Section	Overall	1200m	1000m	800m	600m	400m	200m
Section Times	1:18.50 [2] (0:11.23)	1:07.27 [2] (0:10.91)	0:56.36 [2] (0:11.39)	0:44.97 [2] (0:11.34)	0:33.63 [2] (0:11.04)	0:22.59 [2] (0:10.94)	0:11.65 [2] (0:11.65)
Average Speed [km/h]	48.0	66.1	63.3	63.5	65.1	65.8	61.7
Top Speed [km/h]	66.2	66.7	65.7	65.7	65.7	67.5	64.3
Avg. Dist. to Rail [m]	5.9	2.0	0.6	0.4	0.5	0.7	1.1
Avg. Stride Freq. [Hz]	2.2	2.3	2.2	2.3	2.3	2.3	2.2
Avg. Stride Length [m]	6.1	8.0	8.0	7.8	7.9	7.9	7.7



- [ ] Ranking at each section and finish
- .-.- No data available at this section
- NA No data available



Horse/Jockey Name	Evocator
Final Rank	3
Fastest Section Time (Section)	0:10.78 (400m)
Top Speed [km/h] (Section)	68.5 (400m)
Race State	Finished

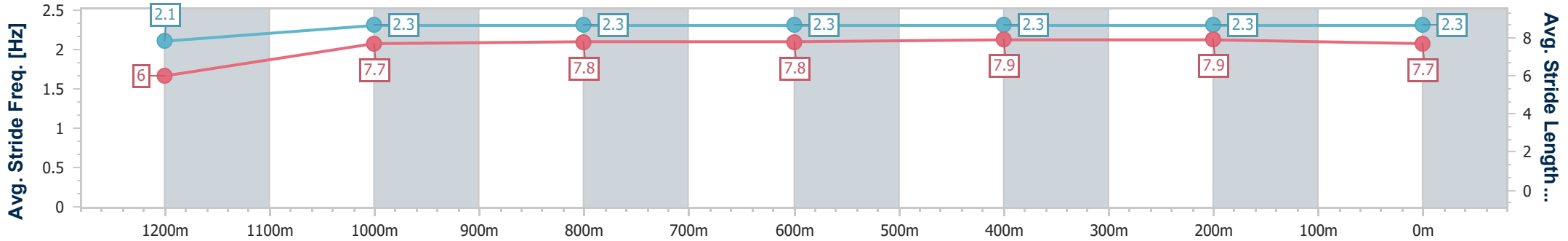
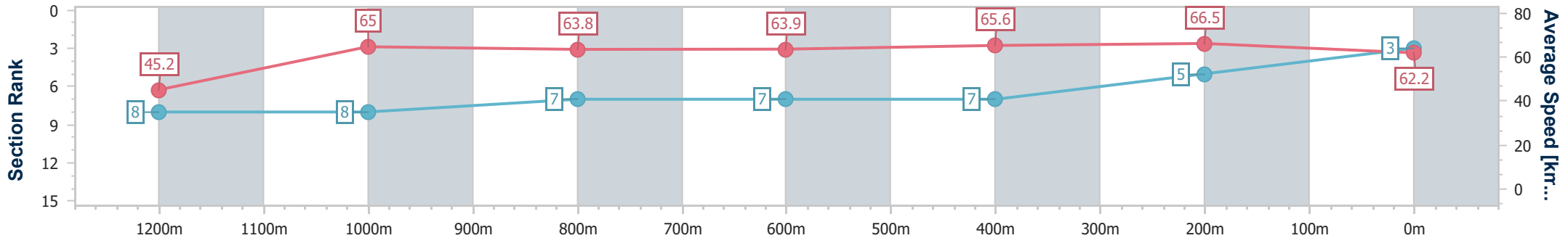


**Doomben QLD Professional**  
**Race 7: U & U Recruitment Colts, Geldings and Entires BM78**  
**Handicap - 1350m**  
**05 October 2024 - 15:43**  
**Track Rating: Good 4, Weather: Fine, Rail Position: +4m Entire**



**BRISBANE**  
 RACING CLUB

Section	Overall	1200m	1000m	800m	600m	400m	200m
Section Times	1:18.86 [3] (0:12.02)	1:06.84 [8] (0:11.06)	0:55.78 [8] (0:11.31)	0:44.47 [7] (0:11.21)	0:33.26 [7] (0:10.93)	0:22.33 [7] (0:10.78)	0:11.55 [5] (0:11.55)
Average Speed [km/h]	45.2	65.0	63.8	63.9	65.6	66.5	62.2
Top Speed [km/h]	62.0	66.0	65.3	65.1	65.6	68.5	65.6
Avg. Dist. to Rail [m]	6.1	0.9	0.4	0.4	1.5	1.1	2.2
Avg. Stride Freq. [Hz]	2.1	2.3	2.3	2.3	2.3	2.3	2.3
Avg. Stride Length [m]	6.0	7.7	7.8	7.8	7.9	7.9	7.7



- [ ] Ranking at each section and finish
- .-.- No data available at this section
- NA No data available



Horse/Jockey Name	Clyde
Final Rank	4
Fastest Section Time (Section)	0:11.10 (400m)
Top Speed [km/h] (Section)	65.7 (600m)
Race State	Finished

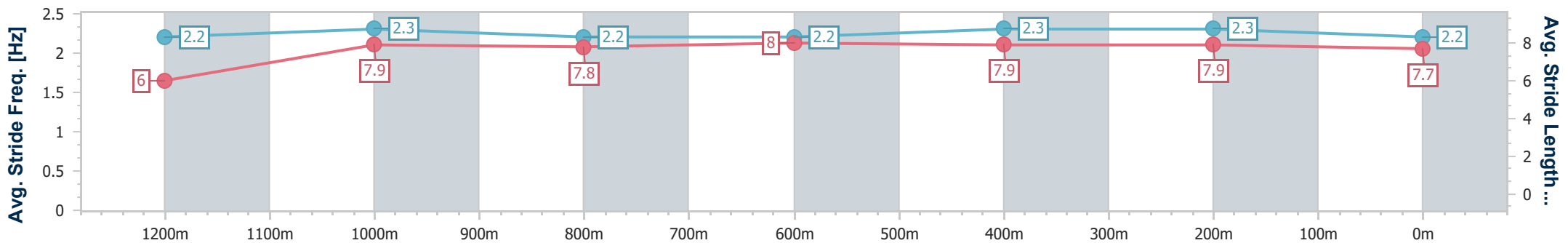
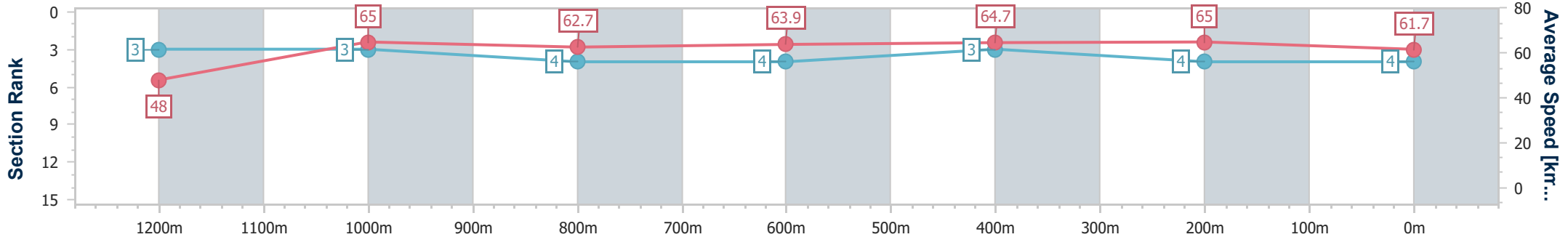


**Doomben QLD Professional**  
**Race 7: U & U Recruitment Colts, Geldings and Entires BM78**  
**Handicap - 1350m**  
**05 October 2024 - 15:43**  
**Track Rating: Good 4, Weather: Fine, Rail Position: +4m Entire**



**BRISBANE**  
 RACING CLUB

Section	Overall	1200m	1000m	800m	600m	400m	200m
Section Times	1:18.91 [4] (0:11.23)	1:07.68 [3] (0:11.12)	0:56.56 [3] (0:11.43)	0:45.13 [4] (0:11.24)	0:33.89 [4] (0:11.11)	0:22.78 [3] (0:11.10)	0:11.68 [4] (0:11.68)
Average Speed [km/h]	48.0	65.0	62.7	63.9	64.7	65.0	61.7
Top Speed [km/h]	64.7	65.3	64.9	65.6	65.7	65.7	64.4
Avg. Dist. to Rail [m]	1.2	0.8	0.5	0.4	0.4	2.3	5.0
Avg. Stride Freq. [Hz]	2.2	2.3	2.2	2.2	2.3	2.3	2.2
Avg. Stride Length [m]	6.0	7.9	7.8	8.0	7.9	7.9	7.7



- [ ] Ranking at each section and finish
- .-.- No data available at this section
- NA No data available



Horse/Jockey Name	Kronenbourg
Final Rank	5
Fastest Section Time (Section)	0:10.91 (1200m)
Top Speed [km/h] (Section)	68.1 (1200m)
Race State	Finished

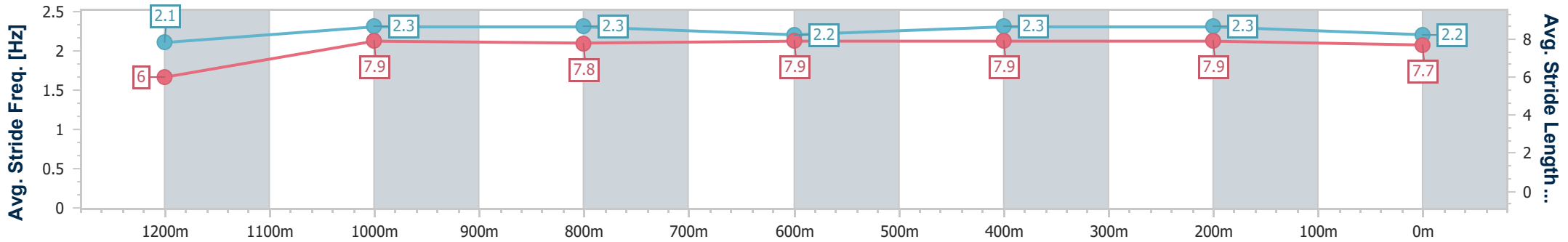
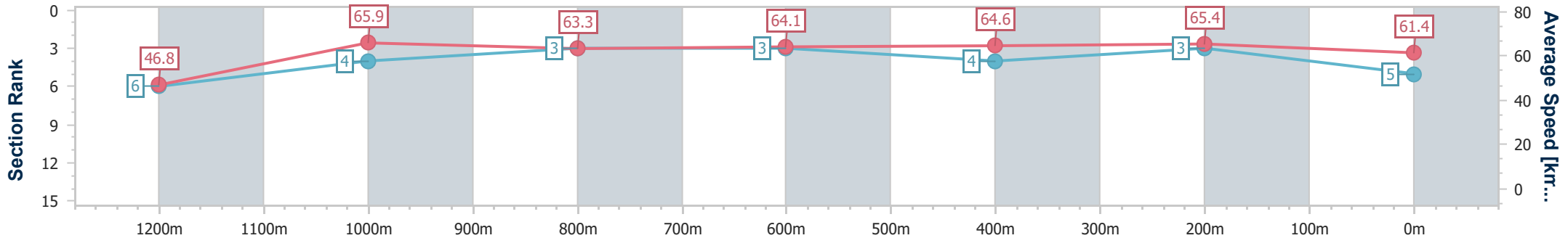


**Doomben QLD Professional**  
**Race 7: U & U Recruitment Colts, Geldings and Entires BM78**  
**Handicap - 1350m**  
**05 October 2024 - 15:43**  
**Track Rating: Good 4, Weather: Fine, Rail Position: +4m Entire**



**BRISBANE**  
 RACING CLUB

Section	Overall	1200m	1000m	800m	600m	400m	200m
Section Times	1:18.92 [5] (0:11.52)	1:07.40 [6] (0:10.91)	0:56.49 [4] (0:11.33)	0:45.16 [3] (0:11.21)	0:33.95 [3] (0:11.17)	0:22.78 [4] (0:11.06)	0:11.72 [3] (0:11.72)
Average Speed [km/h]	46.8	65.9	63.3	64.1	64.6	65.4	61.4
Top Speed [km/h]	64.9	68.1	65.5	65.9	66.0	66.3	64.0
Avg. Dist. to Rail [m]	2.2	0.5	0.6	0.8	0.9	2.9	2.5
Avg. Stride Freq. [Hz]	2.1	2.3	2.3	2.2	2.3	2.3	2.2
Avg. Stride Length [m]	6.0	7.9	7.8	7.9	7.9	7.9	7.7



- [ ] Ranking at each section and finish
- .-.- No data available at this section
- NA No data available





Horse/Jockey Name	Kirikan
Final Rank	6
Fastest Section Time (Section)	0:10.86 (400m)
Top Speed [km/h] (Section)	67.9 (400m)
Race State	Finished

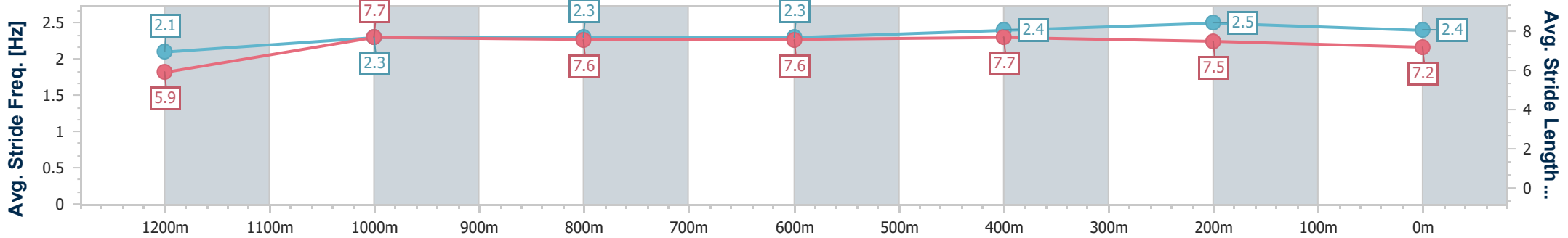
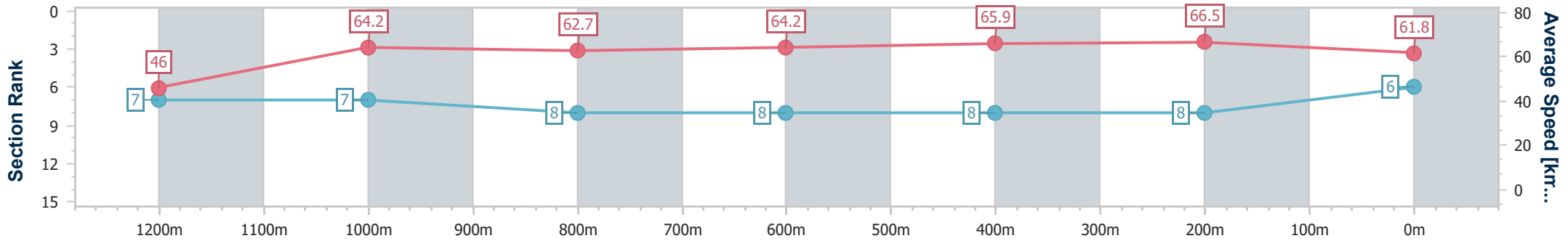


**Doomben QLD Professional**  
**Race 7: U & U Recruitment Colts, Geldings and Entires BM78**  
**Handicap - 1350m**  
**05 October 2024 - 15:43**  
**Track Rating: Good 4, Weather: Fine, Rail Position: +4m Entire**



**BRISBANE**  
 RACING CLUB

Section	Overall	1200m	1000m	800m	600m	400m	200m
Section Times	1:19.13 [6] (0:11.78)	1:07.35 [7] (0:11.20)	0:56.15 [7] (0:11.48)	0:44.67 [8] (0:11.22)	0:33.45 [8] (0:10.92)	0:22.53 [8] (0:10.86)	0:11.67 [8] (0:11.67)
Average Speed [km/h]	46.0	64.2	62.7	64.2	65.9	66.5	61.8
Top Speed [km/h]	62.9	65.0	63.5	65.5	66.8	67.9	66.2
Avg. Dist. to Rail [m]	4.9	0.9	0.8	0.3	0.2	3.4	6.9
Avg. Stride Freq. [Hz]	2.1	2.3	2.3	2.3	2.4	2.5	2.4
Avg. Stride Length [m]	5.9	7.7	7.6	7.6	7.7	7.5	7.2



- [ ] Ranking at each section and finish
- .-.- No data available at this section
- NA No data available



Horse/Jockey Name	Release The Beans
Final Rank	7
Fastest Section Time (Section)	0:11.02 (600m)
Top Speed [km/h] (Section)	67.1 (400m)
Race State	Finished

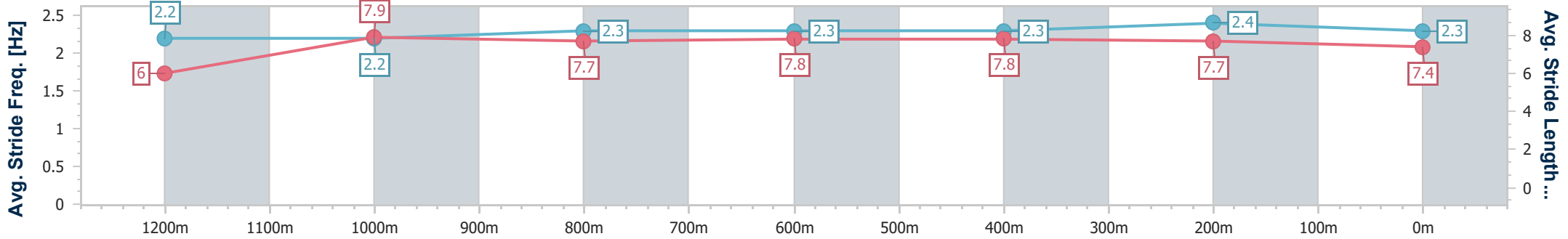
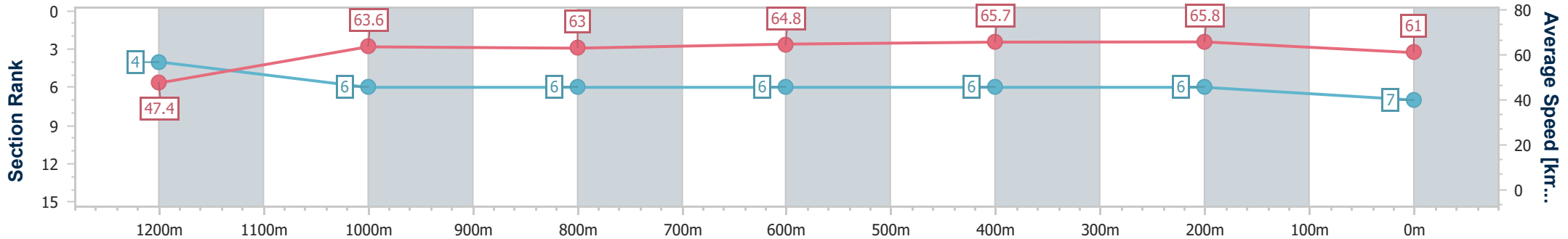


**Doomben QLD Professional**  
**Race 7: U & U Recruitment Colts, Geldings and Entires BM78**  
**Handicap - 1350m**  
**05 October 2024 - 15:43**  
**Track Rating: Good 4, Weather: Fine, Rail Position: +4m Entire**



**BRISBANE**  
 RACING CLUB

Section	Overall	1200m	1000m	800m	600m	400m	200m
Section Times	1:19.21 [7] (0:11.38)	1:07.83 [4] (0:11.37)	0:56.46 [6] (0:11.44)	0:45.02 [6] (0:11.18)	0:33.84 [6] (0:11.02)	0:22.82 [6] (0:11.03)	0:11.79 [6] (0:11.79)
Average Speed [km/h]	47.4	63.6	63.0	64.8	65.7	65.8	61.0
Top Speed [km/h]	63.1	64.0	63.6	65.9	66.7	67.1	63.9
Avg. Dist. to Rail [m]	4.3	2.3	1.8	0.8	1.3	3.9	6.5
Avg. Stride Freq. [Hz]	2.2	2.2	2.3	2.3	2.3	2.4	2.3
Avg. Stride Length [m]	6.0	7.9	7.7	7.8	7.8	7.7	7.4



- [ ] Ranking at each section and finish
- .-.- No data available at this section
- NA No data available



Horse/Jockey Name	Ebony King
Final Rank	8
Fastest Section Time (Section)	0:11.04 (600m)
Top Speed [km/h] (Section)	66.5 (400m)
Race State	Finished

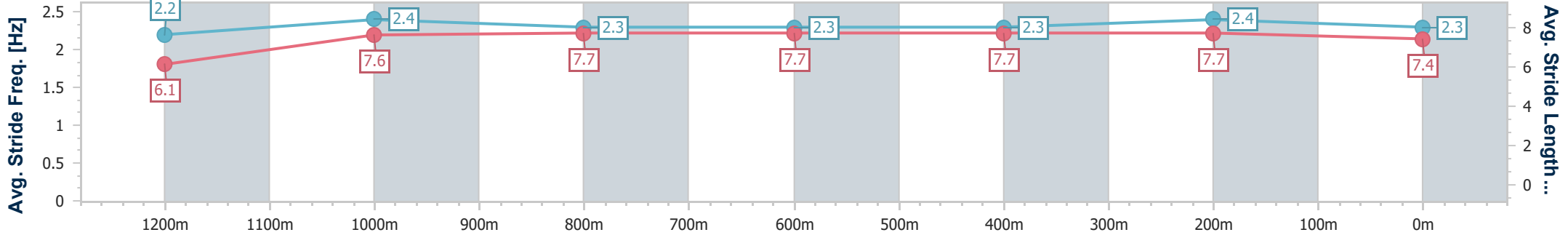
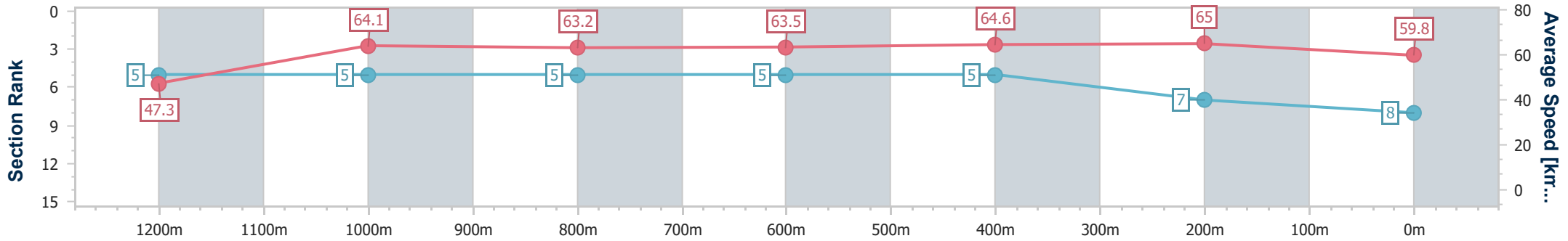


**Doomben QLD Professional**  
**Race 7: U & U Recruitment Colts, Geldings and Entires BM78**  
**Handicap - 1350m**  
**05 October 2024 - 15:43**  
**Track Rating: Good 4, Weather: Fine, Rail Position: +4m Entire**



**BRISBANE**  
 RACING CLUB

Section	Overall	1200m	1000m	800m	600m	400m	200m
Section Times	1:19.46 [8] (0:11.45)	1:08.01 [5] (0:11.21)	0:56.80 [5] (0:11.42)	0:45.38 [5] (0:11.26)	0:34.12 [5] (0:11.04)	0:23.08 [5] (0:11.04)	0:12.04 [7] (0:12.04)
Average Speed [km/h]	47.3	64.1	63.2	63.5	64.6	65.0	59.8
Top Speed [km/h]	63.6	66.4	65.3	65.4	65.6	66.5	63.5
Avg. Dist. to Rail [m]	2.5	0.9	0.6	1.1	1.7	1.0	0.8
Avg. Stride Freq. [Hz]	2.2	2.4	2.3	2.3	2.3	2.4	2.3
Avg. Stride Length [m]	6.1	7.6	7.7	7.7	7.7	7.7	7.4



- [ ] Ranking at each section and finish
- .-.- No data available at this section
- NA No data available



# Doomben QLD Professional

## Race 8: Ladbrokes Own Spring No Metro Wins Handicap - 1110m

05 October 2024 - 16:18



BRISBANE  
RACING CLUB

Track Rating: Good 3, Weather: Fine, Rail Position: +4m Entire

Section		Overall	1000m	800m	600m	400m	200m	Last 600m					
Field Times		1:03.30 (0:08.23)	0:55.07 (0:10.42)	0:44.65 (0:10.76)	0:33.89 (0:10.96)	0:22.93 (0:10.99)	0:11.94 (0:11.94)	0:33.89					
Rank	TAB Horse/Jockey	Barrier	Top Speed [km/h]	Fastest Section							Margin	Distance Travelled [m]	
1	16 NAVYONTHEHIGHWAY Tahlia Fenlon	11	70.9 1000m	0:08.23 Overall	1:03.30 [1] (0:08.23)	0:55.07 [1] (0:10.42)	0:44.65 [1] (0:10.76)	0:33.89 [1] (0:11.02)	0:22.87 [2] (0:10.93)	0:11.94 [1] (0:11.94)	1:03.30	0:33.89	
2	7 THELWELL Melea Castle	17	69.8 1000m	0:08.69 Overall	1:03.58 [2] (0:08.69)	0:54.89 [9] (0:10.63)	0:44.26 [10] (0:10.86)	0:33.40 [10] (0:10.93)	0:22.47 [8] (0:10.77)	0:11.70 [5] (0:11.70)	1.6L	0:33.40	-2
3	17 SCUD Marnu Potgieter	1	69.6 1000m	0:08.62 Overall	1:03.63 [3] (0:08.62)	0:55.01 [8] (0:10.57)	0:44.44 [9] (0:10.95)	0:33.49 [9] (0:11.00)	0:22.49 [9] (0:10.97)	0:11.52 [8] (0:11.52)	1.91L	0:33.49	-10
4	3 MAJORELLE Andrew Mallyon	12	71.0 1000m	0:08.28 Overall	1:03.84 [4] (0:08.28)	0:55.56 [2] (0:10.53)	0:45.03 [4] (0:10.99)	0:34.04 [5] (0:11.05)	0:22.99 [5] (0:11.00)	0:11.99 [3] (0:11.99)	3.13L	0:34.04	-1
5	5 DEMON AWARD Jag Guthmann-Chester	5	70.8 1000m	0:08.39 Overall	1:03.87 [5] (0:08.39)	0:55.48 [3] (0:10.40)	0:45.08 [2] (0:10.69)	0:34.39 [2] (0:10.89)	0:23.50 [1] (0:11.18)	0:12.32 [2] (0:12.32)	3.34L	0:34.39	-5
6	2 RELIABLE RUBY James Orman	9	70.3 1000m	0:08.70 Overall	1:04.09 [6] (0:08.70)	0:55.39 [10] (0:10.48)	0:44.91 [8] (0:10.78)	0:34.13 [7] (0:11.03)	0:23.10 [7] (0:10.87)	0:12.23 [4] (0:12.23)	4.63L	0:34.13	-3
7	20 MY MUM'S TOYBOY Samantha Collett	3	70.1 1000m	0:08.44 Overall	1:04.18 [7] (0:08.44)	0:55.74 [4] (0:10.47)	0:45.27 [6] (0:10.97)	0:34.30 [6] (0:11.10)	0:23.20 [6] (0:11.15)	0:12.05 [9] (0:12.05)	5.16L	0:34.30	-9
8	4 BRENTWOOD Angela Jones	8	70.0 1000m	0:08.44 Overall	1:04.21 [8] (0:08.44)	0:55.77 [5] (0:10.66)	0:45.11 [7] (0:10.89)	0:34.22 [8] (0:11.23)	0:22.99 [10] (0:11.00)	0:11.99 [10] (0:11.99)	5.34L	0:34.22	+4
9	15 PARTY SPIRIT Nikita Beriman	4	71.4 1000m	0:08.47 Overall	1:04.26 [9] (0:08.47)	0:55.79 [6] (0:10.36)	0:45.43 [5] (0:10.84)	0:34.59 [4] (0:11.05)	0:23.54 [4] (0:11.23)	0:12.31 [6] (0:12.31)	5.62L	0:34.59	-5
10	18 SIR CARTER Georgina Cartwright	10	72.0 1000m	0:08.50 Overall	1:04.67 [10] (0:08.50)	0:56.17 [7] (0:10.29)	0:45.88 [3] (0:10.73)	0:35.15 [3] (0:11.11)	0:24.04 [3] (0:11.42)	0:12.62 [7] (0:12.62)	8.06L	0:35.15	-4

Scratched: One 'N' Only (#11), Brocky (#8), Bad Education (#12), Deep Blast (#19), Clover's Prince (#10), Troika (#13), Tranquil Bay (#14), The Astronomer (#21), Northern Pride (#1), Metalart (#6), Charlie Sph

[ ] Ranking at each section and finish  
-:--:-- No data available at this section  
NA No data available

SCN Saddle cloth number  
DNF Did not finish  
DNT Did not track



Horse/Jockey Name	Navyonthehighway
Final Rank	1
Fastest Section Time (Section)	0:08.23 (Overall)
Top Speed [km/h] (Section)	70.9 (1000m)
Race State	Finished

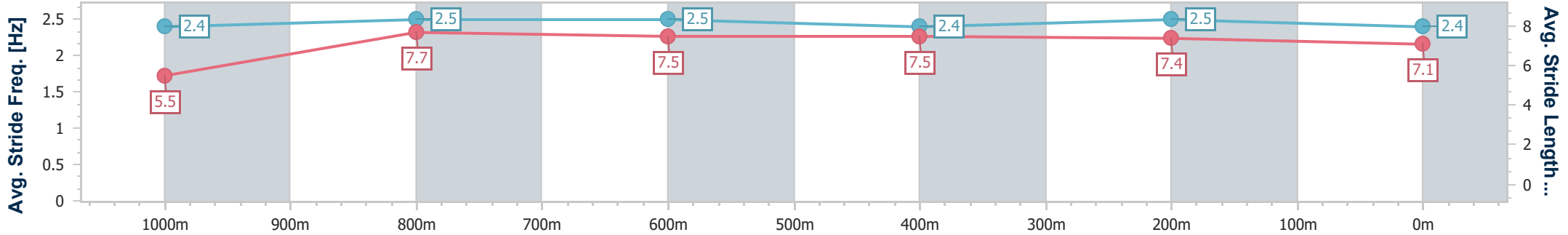
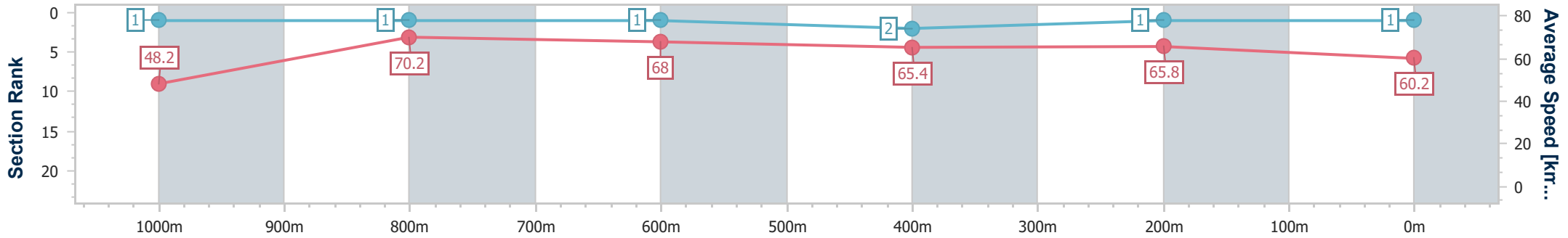


**Doomben QLD Professional**  
**Race 8: Ladbrokes Own Spring No Metro Wins Handicap - 1110m**  
 05 October 2024 - 16:18  
 Track Rating: Good 3, Weather: Fine, Rail Position: +4m Entire



BRISBANE  
RACING CLUB

Section	Overall	1000m	800m	600m	400m	200m
Section Times	1:03.30 [1] (0:08.23)	0:55.07 [1] (0:10.42)	0:44.65 [1] (0:10.76)	0:33.89 [1] (0:11.02)	0:22.87 [2] (0:10.93)	0:11.94 [1] (0:11.94)
Average Speed [km/h]	48.2	70.2	68.0	65.4	65.8	60.2
Top Speed [km/h]	67.5	70.9	69.7	68.0	66.6	64.6
Avg. Dist. to Rail [m]	5.7	4.7	3.1	0.6	1.1	1.1
Avg. Stride Freq. [Hz]	2.4	2.5	2.5	2.4	2.5	2.4
Avg. Stride Length [m]	5.5	7.7	7.5	7.5	7.4	7.1



- [ ] Ranking at each section and finish
- .-.- No data available at this section
- NA No data available



Horse/Jockey Name	Thelwell
Final Rank	2
Fastest Section Time (Section)	0:08.69 (Overall)
Top Speed [km/h] (Section)	69.8 (1000m)
Race State	Finished

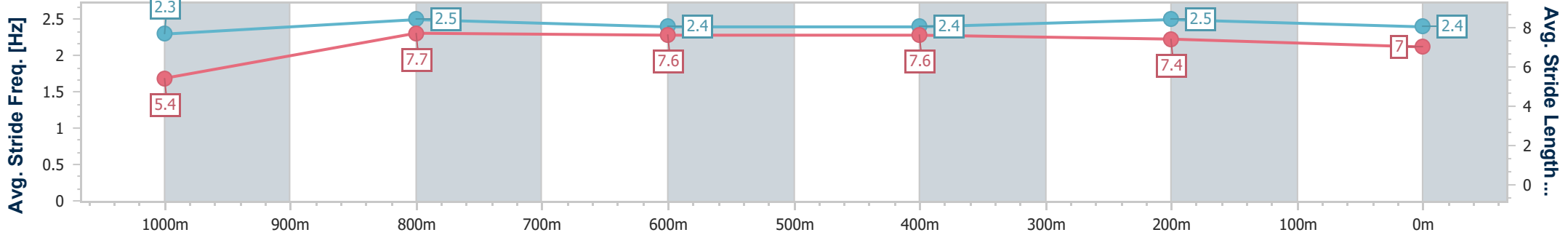
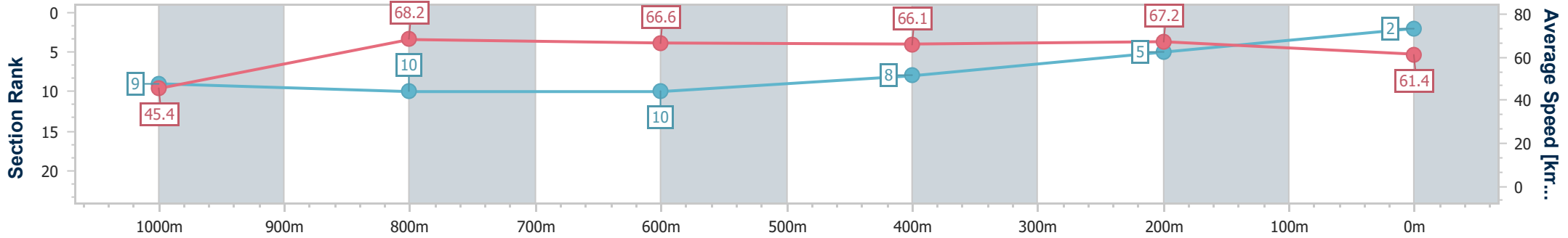


**Doomben QLD Professional**  
**Race 8: Ladbrokes Own Spring No Metro Wins Handicap - 1110m**  
 05 October 2024 - 16:18  
 Track Rating: Good 3, Weather: Fine, Rail Position: +4m Entire



BRISBANE  
RACING CLUB

Section	Overall	1000m	800m	600m	400m	200m
Section Times	1:03.58 [2] (0:08.69)	0:54.89 [9] (0:10.63)	0:44.26 [10] (0:10.86)	0:33.40 [10] (0:10.93)	0:22.47 [8] (0:10.77)	0:11.70 [5] (0:11.70)
Average Speed [km/h]	45.4	68.2	66.6	66.1	67.2	61.4
Top Speed [km/h]	64.4	69.8	69.5	67.6	67.8	66.7
Avg. Dist. to Rail [m]	6.8	2.5	1.2	0.3	3.3	4.4
Avg. Stride Freq. [Hz]	2.3	2.5	2.4	2.4	2.5	2.4
Avg. Stride Length [m]	5.4	7.7	7.6	7.6	7.4	7.0



- [ ] Ranking at each section and finish
- .-.- No data available at this section
- NA No data available



Horse/Jockey Name	Scud
Final Rank	3
Fastest Section Time (Section)	0:08.62 (Overall)
Top Speed [km/h] (Section)	69.6 (1000m)
Race State	Finished



**Doomben QLD Professional**  
**Race 8: Ladbrokes Own Spring No Metro Wins Handicap - 1110m**

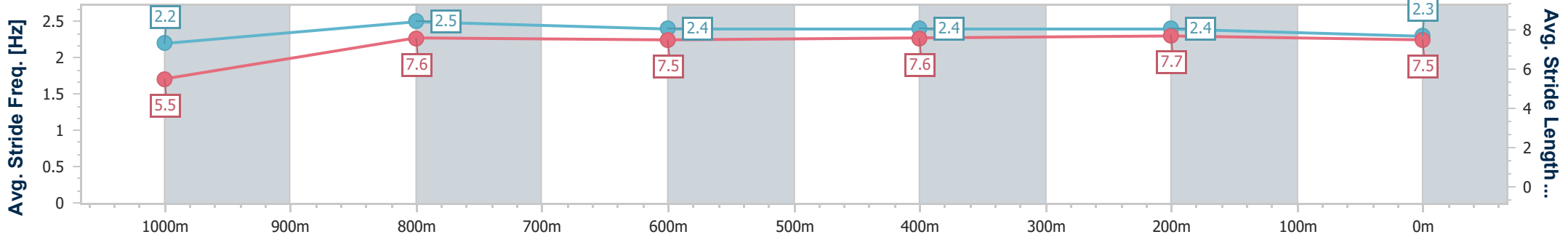
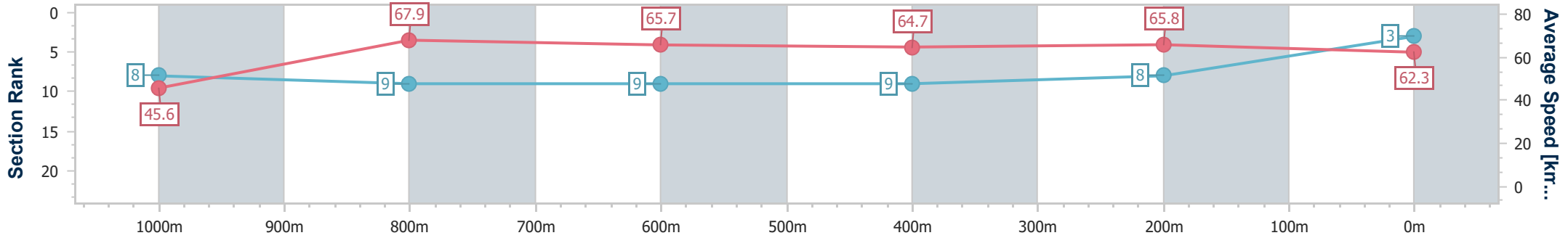
05 October 2024 - 16:18

Track Rating: Good 3, Weather: Fine, Rail Position: +4m Entire



BRISBANE  
RACING CLUB

Section	Overall	1000m	800m	600m	400m	200m
Section Times	1:03.63 [3] (0:08.62)	0:55.01 [8] (0:10.57)	0:44.44 [9] (0:10.95)	0:33.49 [9] (0:11.00)	0:22.49 [9] (0:10.97)	0:11.52 [8] (0:11.52)
Average Speed [km/h]	45.6	67.9	65.7	64.7	65.8	62.3
Top Speed [km/h]	64.0	69.6	69.1	67.2	66.8	64.9
Avg. Dist. to Rail [m]	2.6	1.8	0.7	1.7	2.7	5.9
Avg. Stride Freq. [Hz]	2.2	2.5	2.4	2.4	2.4	2.3
Avg. Stride Length [m]	5.5	7.6	7.5	7.6	7.7	7.5



- [ ] Ranking at each section and finish
- .-.- No data available at this section
- NA No data available



Horse/Jockey Name	Majorelle
Final Rank	4
Fastest Section Time (Section)	0:08.28 (Overall)
Top Speed [km/h] (Section)	71.0 (1000m)
Race State	Finished



**Doomben QLD Professional**  
**Race 8: Ladbrokes Own Spring No Metro Wins Handicap - 1110m**

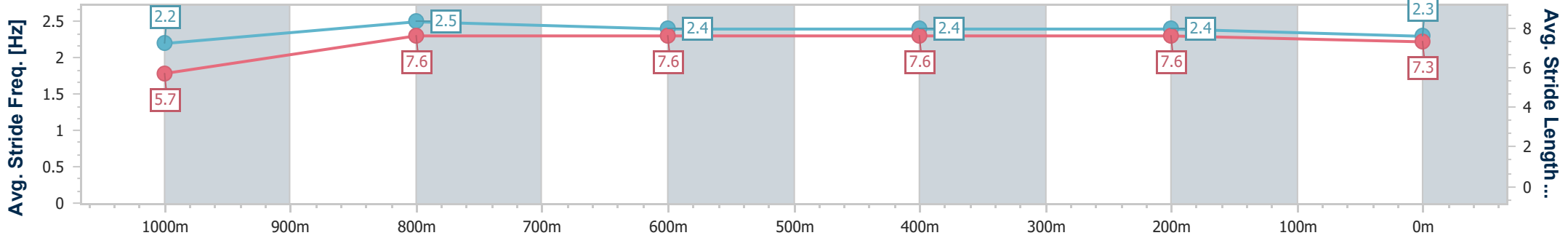
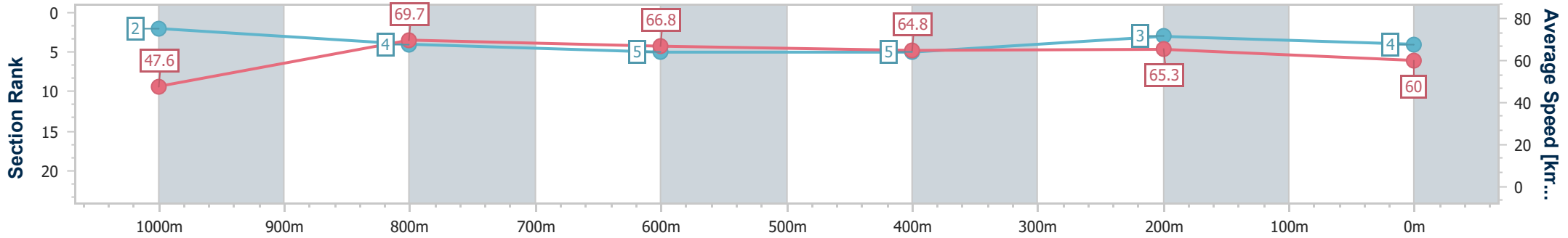


05 October 2024 - 16:18

BRISBANE  
RACING CLUB

Track Rating: Good 3, Weather: Fine, Rail Position: +4m Entire

Section	Overall	1000m	800m	600m	400m	200m
Section Times	1:03.84 [4] (0:08.28)	0:55.56 [2] (0:10.53)	0:45.03 [4] (0:10.99)	0:34.04 [5] (0:11.05)	0:22.99 [5] (0:11.00)	0:11.99 [3] (0:11.99)
Average Speed [km/h]	47.6	69.7	66.8	64.8	65.3	60.0
Top Speed [km/h]	68.7	71.0	68.0	66.8	66.4	64.1
Avg. Dist. to Rail [m]	6.5	5.5	3.6	0.9	1.9	1.9
Avg. Stride Freq. [Hz]	2.2	2.5	2.4	2.4	2.4	2.3
Avg. Stride Length [m]	5.7	7.6	7.6	7.6	7.6	7.3



- [ ] Ranking at each section and finish
- .-.- No data available at this section
- NA No data available





Horse/Jockey Name	Demon Award
Final Rank	5
Fastest Section Time (Section)	0:08.39 (Overall)
Top Speed [km/h] (Section)	70.8 (1000m)
Race State	Finished

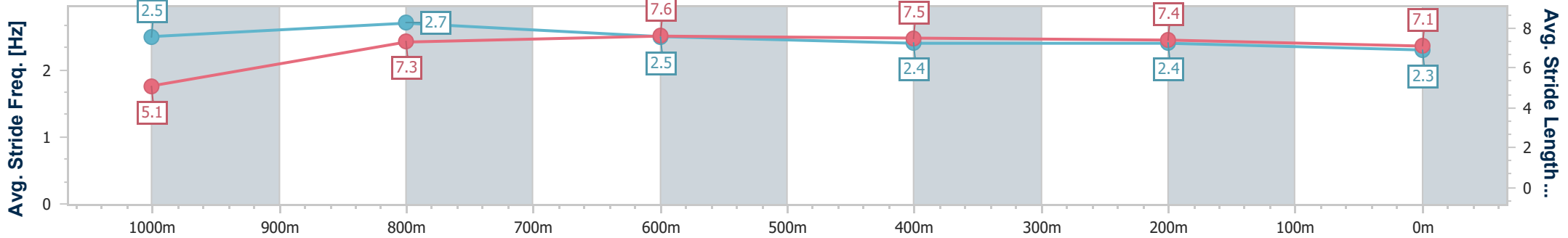
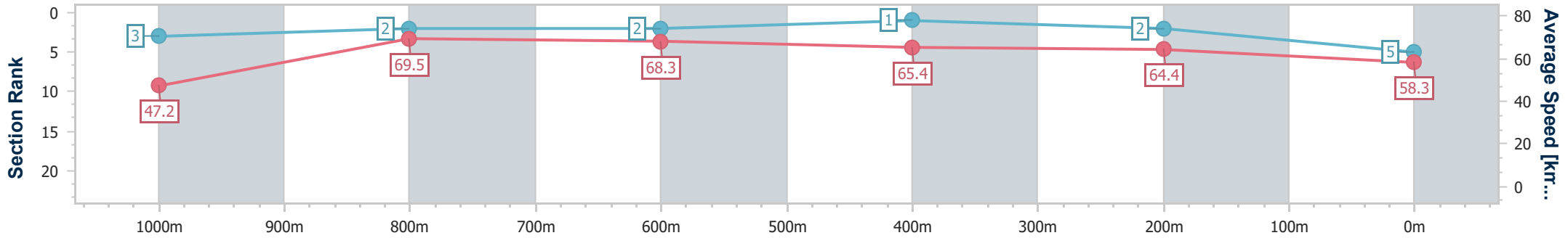


**Doomben QLD Professional**  
**Race 8: Ladbrokes Own Spring No Metro Wins Handicap - 1110m**  
 05 October 2024 - 16:18  
 Track Rating: Good 3, Weather: Fine, Rail Position: +4m Entire



BRISBANE  
RACING CLUB

Section	Overall	1000m	800m	600m	400m	200m
Section Times	1:03.87 [5] (0:08.39)	0:55.48 [3] (0:10.40)	0:45.08 [2] (0:10.69)	0:34.39 [2] (0:10.89)	0:23.50 [1] (0:11.18)	0:12.32 [2] (0:12.32)
Average Speed [km/h]	47.2	69.5	68.3	65.4	64.4	58.3
Top Speed [km/h]	67.3	70.8	70.4	67.0	65.9	62.9
Avg. Dist. to Rail [m]	3.0	2.5	1.9	1.4	0.9	0.5
Avg. Stride Freq. [Hz]	2.5	2.7	2.5	2.4	2.4	2.3
Avg. Stride Length [m]	5.1	7.3	7.6	7.5	7.4	7.1



- [ ] Ranking at each section and finish
- .-.- No data available at this section
- NA No data available



Horse/Jockey Name	Reliable Ruby
Final Rank	6
Fastest Section Time (Section)	0:08.70 (Overall)
Top Speed [km/h] (Section)	70.3 (1000m)
Race State	Finished



Doomben QLD Professional  
Race 8: Ladbrokes Own Spring No Metro Wins Handicap - 1110m

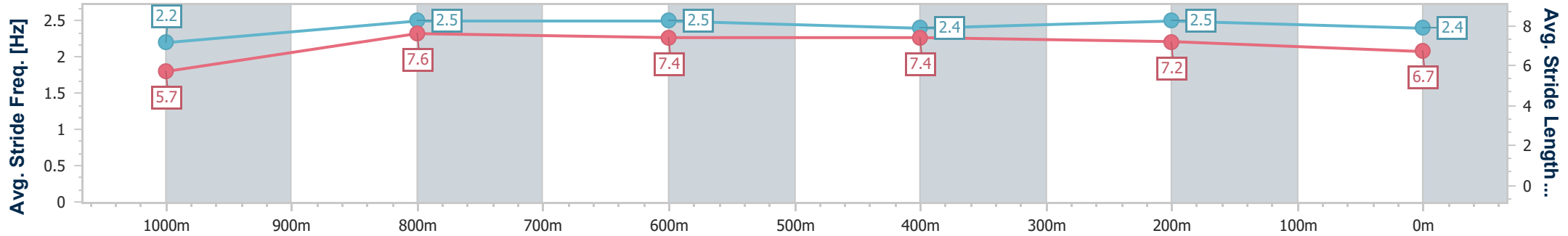
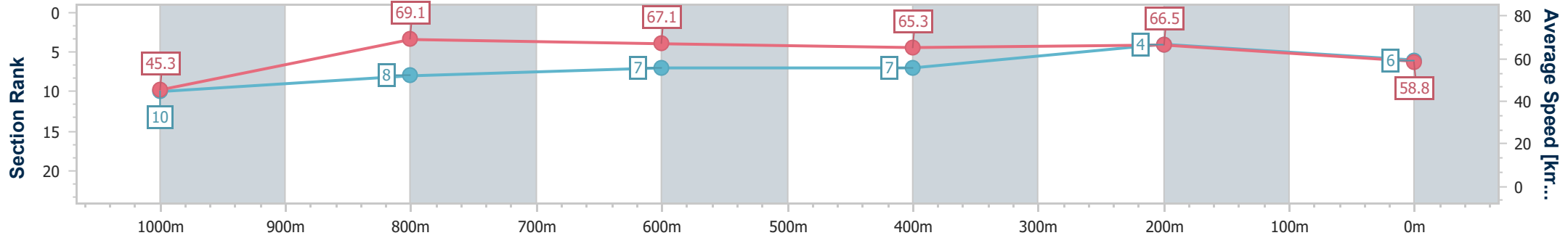
05 October 2024 - 16:18

Track Rating: Good 3, Weather: Fine, Rail Position: +4m Entire



BRISBANE RACING CLUB

Section	Overall	1000m	800m	600m	400m	200m
Section Times	1:04.09 [6] (0:08.70)	0:55.39 [10] (0:10.48)	0:44.91 [8] (0:10.78)	0:34.13 [7] (0:11.03)	0:23.10 [7] (0:10.87)	0:12.23 [4] (0:12.23)
Average Speed [km/h]	45.3	69.1	67.1	65.3	66.5	58.8
Top Speed [km/h]	65.7	70.3	70.2	67.2	67.2	64.6
Avg. Dist. to Rail [m]	3.2	1.3	1.5	0.5	2.7	3.8
Avg. Stride Freq. [Hz]	2.2	2.5	2.5	2.4	2.5	2.4
Avg. Stride Length [m]	5.7	7.6	7.4	7.4	7.2	6.7



- [ ] Ranking at each section and finish
- .-.- No data available at this section
- NA No data available



Horse/Jockey Name	My Mum's Toyboy
Final Rank	7
Fastest Section Time (Section)	0:08.44 (Overall)
Top Speed [km/h] (Section)	70.1 (1000m)
Race State	Finished



**Doomben QLD Professional**  
**Race 8: Ladbrokes Own Spring No Metro Wins Handicap - 1110m**

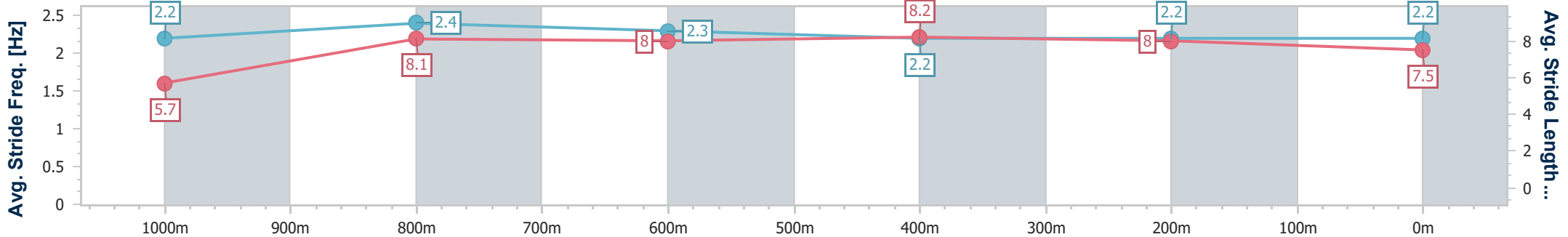
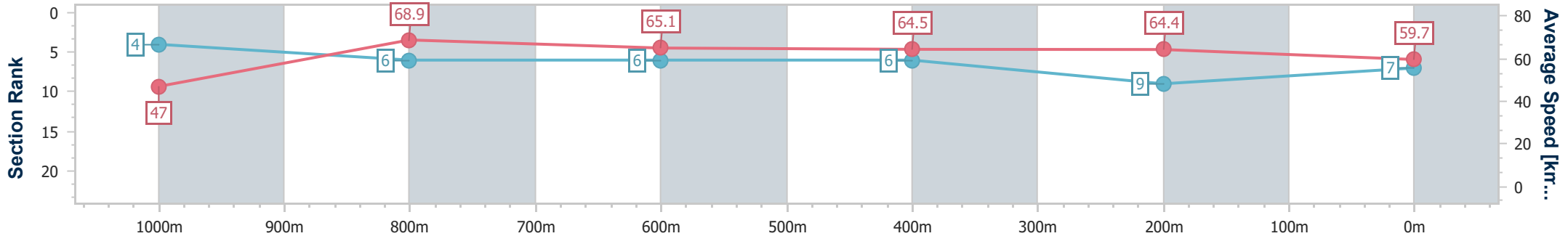
05 October 2024 - 16:18

Track Rating: Good 3, Weather: Fine, Rail Position: +4m Entire



BRISBANE  
RACING CLUB

Section	Overall	1000m	800m	600m	400m	200m
Section Times	1:04.18 [7] (0:08.44)	0:55.74 [4] (0:10.47)	0:45.27 [6] (0:10.97)	0:34.30 [6] (0:11.10)	0:23.20 [6] (0:11.15)	0:12.05 [9] (0:12.05)
Average Speed [km/h]	47.0	68.9	65.1	64.5	64.4	59.7
Top Speed [km/h]	66.6	70.1	67.8	66.6	65.1	63.4
Avg. Dist. to Rail [m]	0.9	0.3	1.2	0.9	0.8	1.1
Avg. Stride Freq. [Hz]	2.2	2.4	2.3	2.2	2.2	2.2
Avg. Stride Length [m]	5.7	8.1	8.0	8.2	8.0	7.5



- [ ] Ranking at each section and finish
- .-.- No data available at this section
- NA No data available



Horse/Jockey Name	Brentwood
Final Rank	8
Fastest Section Time (Section)	0:08.44 (Overall)
Top Speed [km/h] (Section)	70.0 (1000m)
Race State	Finished



**Doomben QLD Professional**  
**Race 8: Ladbrokes Own Spring No Metro Wins Handicap - 1110m**

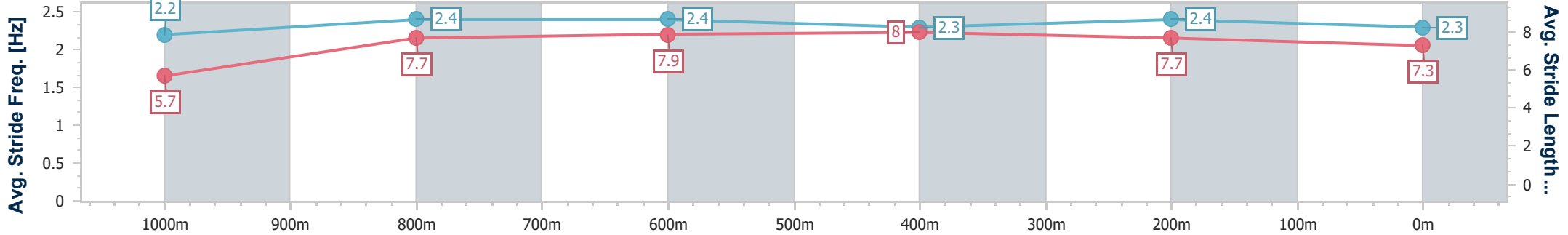
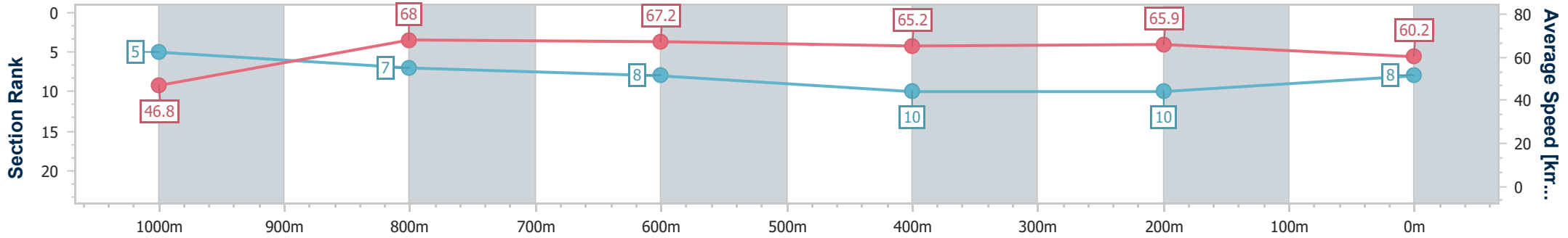
05 October 2024 - 16:18

Track Rating: Good 3, Weather: Fine, Rail Position: +4m Entire



BRISBANE  
RACING CLUB

Section	Overall	1000m	800m	600m	400m	200m
Section Times	1:04.21 [8] (0:08.44)	0:55.77 [5] (0:10.66)	0:45.11 [7] (0:10.89)	0:34.22 [8] (0:11.23)	0:22.99 [10] (0:11.00)	0:11.99 [10] (0:11.99)
Average Speed [km/h]	46.8	68.0	67.2	65.2	65.9	60.2
Top Speed [km/h]	65.6	70.0	69.1	66.7	67.5	64.6
Avg. Dist. to Rail [m]	3.2	2.0	3.5	3.0	5.6	6.3
Avg. Stride Freq. [Hz]	2.2	2.4	2.4	2.3	2.4	2.3
Avg. Stride Length [m]	5.7	7.7	7.9	8.0	7.7	7.3



- [ ] Ranking at each section and finish
- .-.-.- No data available at this section
- NA No data available



Horse/Jockey Name	Party Spirit
Final Rank	9
Fastest Section Time (Section)	0:08.47 (Overall)
Top Speed [km/h] (Section)	71.4 (1000m)
Race State	Finished

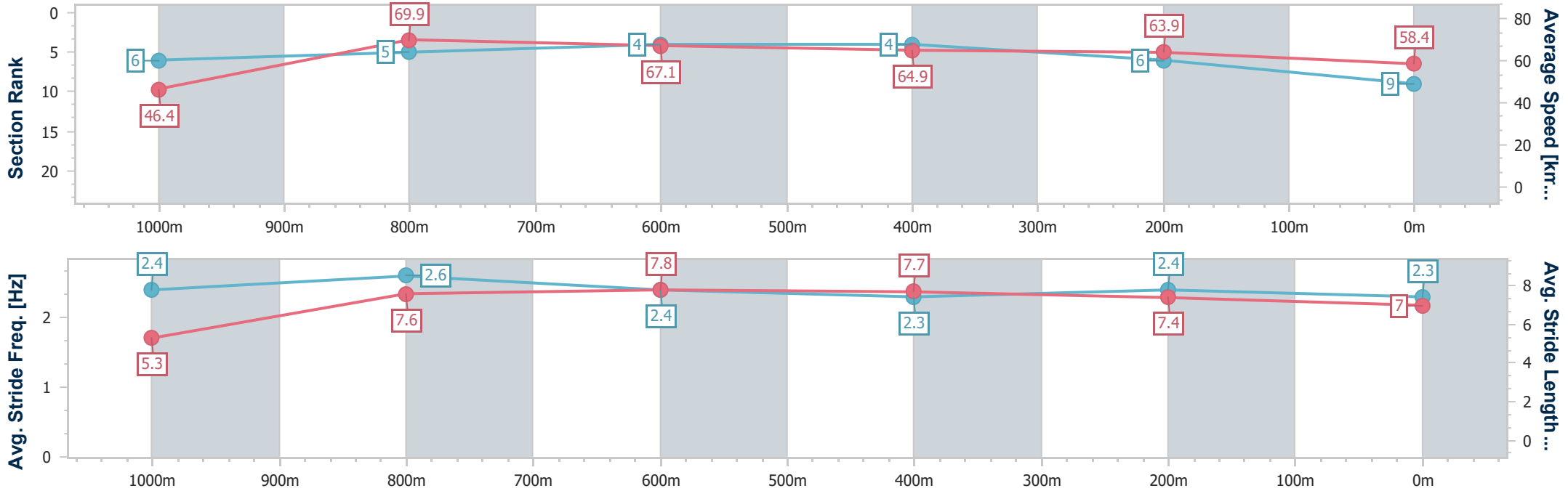


**Doomben QLD Professional**  
**Race 8: Ladbrokes Own Spring No Metro Wins Handicap - 1110m**  
 05 October 2024 - 16:18  
 Track Rating: Good 3, Weather: Fine, Rail Position: +4m Entire



BRISBANE  
RACING CLUB

Section	Overall	1000m	800m	600m	400m	200m
Section Times	1:04.26 [9] (0:08.47)	0:55.79 [6] (0:10.36)	0:45.43 [5] (0:10.84)	0:34.59 [4] (0:11.05)	0:23.54 [4] (0:11.23)	0:12.31 [6] (0:12.31)
Average Speed [km/h]	46.4	69.9	67.1	64.9	63.9	58.4
Top Speed [km/h]	67.3	71.4	68.7	66.7	66.3	61.9
Avg. Dist. to Rail [m]	1.5	1.8	1.3	0.9	1.0	0.4
Avg. Stride Freq. [Hz]	2.4	2.6	2.4	2.3	2.4	2.3
Avg. Stride Length [m]	5.3	7.6	7.8	7.7	7.4	7.0



- [ ] Ranking at each section and finish
- .-.- No data available at this section
- NA No data available



Horse/Jockey Name	Sir Carter
Final Rank	10
Fastest Section Time (Section)	0:08.50 (Overall)
Top Speed [km/h] (Section)	72.0 (1000m)
Race State	Finished



**Doomben QLD Professional**  
**Race 8: Ladbrokes Own Spring No Metro Wins Handicap - 1110m**

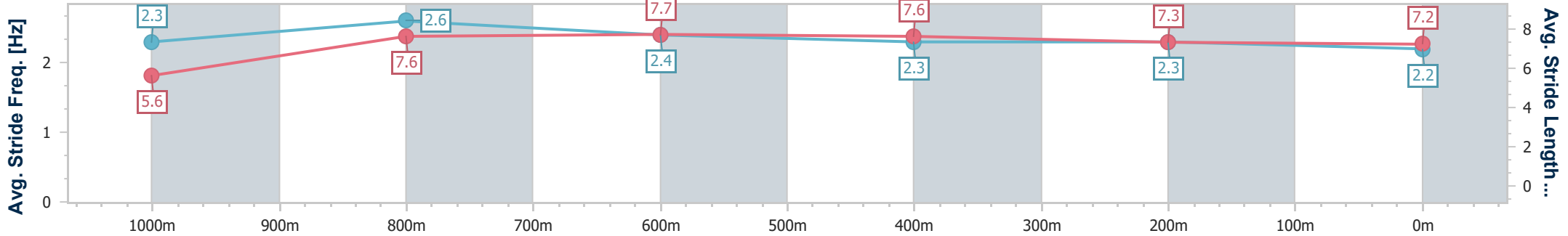
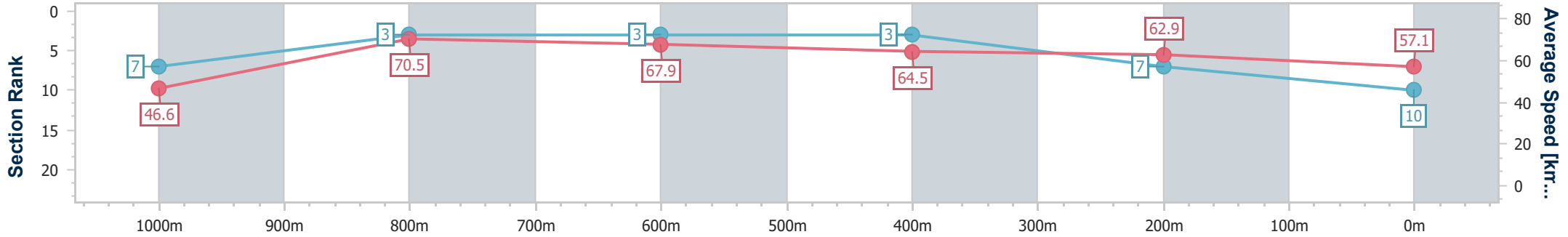
05 October 2024 - 16:18

Track Rating: Good 3, Weather: Fine, Rail Position: +4m Entire



BRISBANE  
RACING CLUB

Section	Overall	1000m	800m	600m	400m	200m
Section Times	1:04.67 [10] (0:08.50)	0:56.17 [7] (0:10.29)	0:45.88 [3] (0:10.73)	0:35.15 [3] (0:11.11)	0:24.04 [3] (0:11.42)	0:12.62 [7] (0:12.62)
Average Speed [km/h]	46.6	70.5	67.9	64.5	62.9	57.1
Top Speed [km/h]	66.6	72.0	70.3	66.5	64.0	61.0
Avg. Dist. to Rail [m]	4.8	3.3	1.4	0.6	1.2	2.4
Avg. Stride Freq. [Hz]	2.3	2.6	2.4	2.3	2.3	2.2
Avg. Stride Length [m]	5.6	7.6	7.7	7.6	7.3	7.2



- [ ] Ranking at each section and finish
- .-.- No data available at this section
- NA No data available



# Doomben QLD Professional

## Race 9: Gallopers Sports Club BM85 Handicap - 1200m

05 October 2024 - 17:03



BRISBANE  
RACING CLUB

Track Rating: Good 3, Weather: Fine, Rail Position: +4m Entire

Section		Field Times											Last 600m	
		Overall	1000m	800m	600m	400m	200m						0:33.80	
		1:08.28 (0:13.29)	0:54.99 (0:10.50)	0:44.49 (0:10.69)	0:33.80 (0:10.88)	0:22.92 (0:11.11)	0:11.81 (0:11.81)							
Rank	TAB Horse/Jockey	Barrier	Top Speed [km/h]	Fastest Section								Margin	Distance Travelled [m]	
1	1 BUBBA'S BAY Cody Collis	1	69.5 1000m	0:10.47 1000m	1:08.28 [1] (0:13.49)	0:54.79 [3] (0:10.47)	0:44.32 [3] (0:10.65)	0:33.67 [2] (0:10.93)	0:22.74 [3] (0:11.02)	0:11.72 [2] (0:11.72)	1:08.28	0:33.67		
2	7 HEADWALL Ryan Maloney	5	68.4 800m	0:10.66 1000m	1:08.47 [2] (0:13.72)	0:54.75 [4] (0:10.66)	0:44.09 [6] (0:10.69)	0:33.40 [6] (0:10.81)	0:22.59 [6] (0:10.80)	0:11.79 [3] (0:11.79)	1.13L	0:33.40	+4	
3	9 TRIBECA STAR James Orman	8	70.8 400m	0:10.48 400m	1:08.65 [3] (0:14.06)	0:54.59 [7] (0:10.77)	0:43.82 [7] (0:10.66)	0:33.16 [8] (0:10.86)	0:22.30 [8] (0:10.48)	0:11.82 [5] (0:11.82)	2.2L	0:33.16	+4	
4	12 EN POINTE Martin Harley	2	69.0 1000m	0:10.50 1000m	1:08.72 [4] (0:13.29)	0:55.43 [1] (0:10.50)	0:44.93 [1] (0:10.69)	0:34.24 [1] (0:10.88)	0:23.36 [1] (0:11.11)	0:12.25 [1] (0:12.25)	2.63L	0:34.24	+0	
5	5 SAFEWORK Noel Callow	14	69.4 800m	0:10.49 800m	1:08.75 [5] (0:14.41)	0:54.34 [8] (0:10.76)	0:43.58 [9] (0:10.49)	0:33.09 [9] (0:10.75)	0:22.34 [9] (0:10.72)	0:11.62 [8] (0:11.62)	2.76L	0:33.09	+1	
6	4 NORTHERN PRIDE Unassigned	3	69.0 1000m	0:10.56 1000m	1:08.97 [6] (0:13.74)	0:55.23 [5] (0:10.56)	0:44.67 [4] (0:10.62)	0:34.05 [5] (0:10.88)	0:23.17 [5] (0:11.14)	0:12.03 [7] (0:12.03)	4.1L	0:34.05	+1	
7	2 OVIDIUS Tahlia Fenlon	7	69.5 1000m	0:10.50 800m	1:09.08 [7] (0:13.82)	0:55.26 [6] (0:10.52)	0:44.74 [5] (0:10.50)	0:34.24 [4] (0:10.89)	0:23.35 [4] (0:11.10)	0:12.25 [6] (0:12.25)	4.71L	0:34.24	-2	
8	14 GODFATHER Angela Jones	13	71.6 1000m	0:10.53 1000m	1:09.09 [8] (0:13.32)	0:55.77 [2] (0:10.53)	0:45.24 [2] (0:10.81)	0:34.43 [3] (0:10.84)	0:23.59 [2] (0:11.24)	0:12.35 [4] (0:12.35)	4.78L	0:34.43	+2	
9	3 RALPHIE Andrew Mallyon	10	70.7 1000m	0:10.39 1000m	1:10.86 [9] (0:14.46)	0:56.40 [9] (0:10.39)	0:46.01 [8] (0:10.48)	0:35.53 [7] (0:10.87)	0:24.66 [7] (0:11.34)	0:13.32 [9] (0:13.32)	15.22L	0:35.53	+0	

Scratched: Release The Beans (#11), Briasa (#6), Emperor (#8), Stromboli (#10), Navas Two (#13)

[ ] Ranking at each section and finish  
-:--:-- No data available at this section  
NA No data available

SCN Saddle cloth number  
DNF Did not finish  
DNT Did not track



Horse/Jockey Name	Bubba's Bay
Final Rank	1
Fastest Section Time (Section)	0:10.47 (1000m)
Top Speed [km/h] (Section)	69.5 (1000m)
Race State	Finished

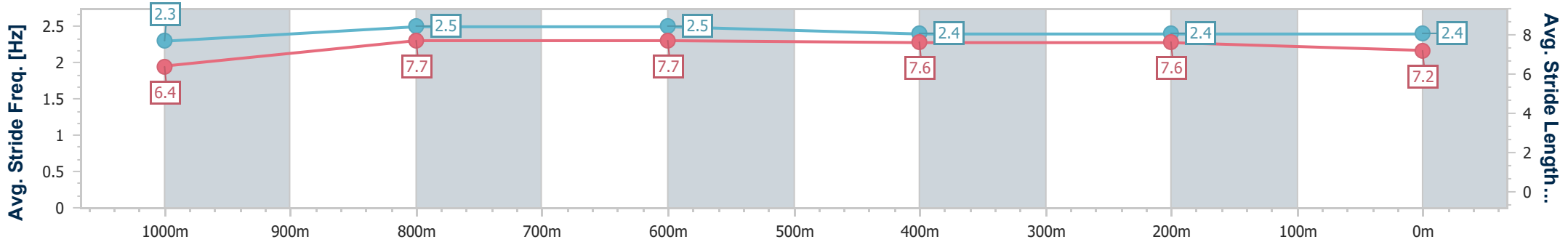
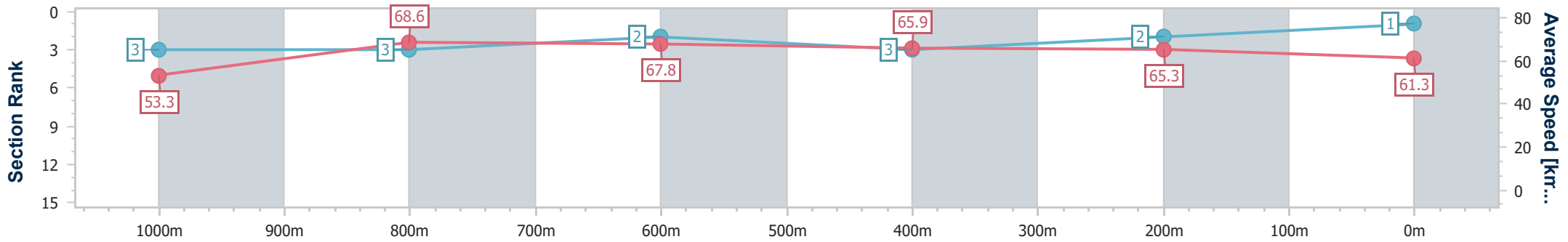


**Doomben QLD Professional**  
**Race 9: Gallopers Sports Club BM85 Handicap - 1200m**  
 05 October 2024 - 17:03  
 Track Rating: Good 3, Weather: Fine, Rail Position: +4m Entire



BRISBANE  
RACING CLUB

Section	Overall	1000m	800m	600m	400m	200m
Section Times	1:08.28 [1] (0:13.49)	0:54.79 [3] (0:10.47)	0:44.32 [3] (0:10.65)	0:33.67 [2] (0:10.93)	0:22.74 [3] (0:11.02)	0:11.72 [2] (0:11.72)
Average Speed [km/h]	53.3	68.6	67.8	65.9	65.3	61.3
Top Speed [km/h]	67.4	69.5	68.5	67.2	66.2	64.5
Avg. Dist. to Rail [m]	0.7	0.6	0.6	0.4	1.0	2.6
Avg. Stride Freq. [Hz]	2.3	2.5	2.5	2.4	2.4	2.4
Avg. Stride Length [m]	6.4	7.7	7.7	7.6	7.6	7.2



- [ ] Ranking at each section and finish
- .-.- No data available at this section
- NA No data available





Horse/Jockey Name	Headwall
Final Rank	2
Fastest Section Time (Section)	0:10.66 (1000m)
Top Speed [km/h] (Section)	68.4 (800m)
Race State	Finished

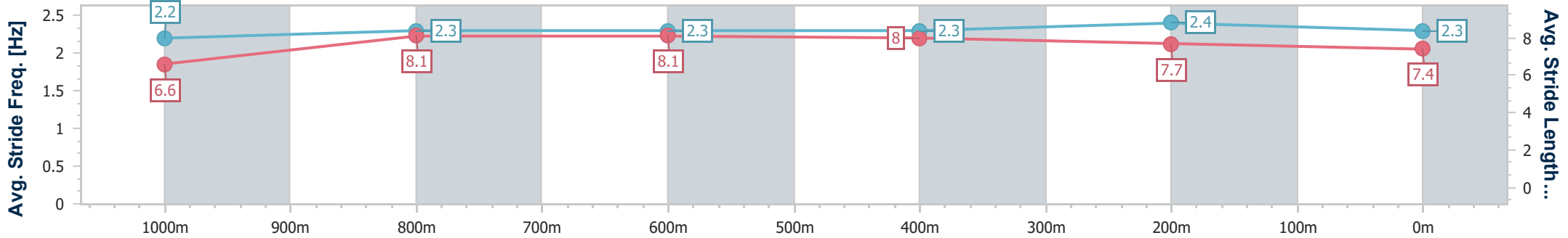
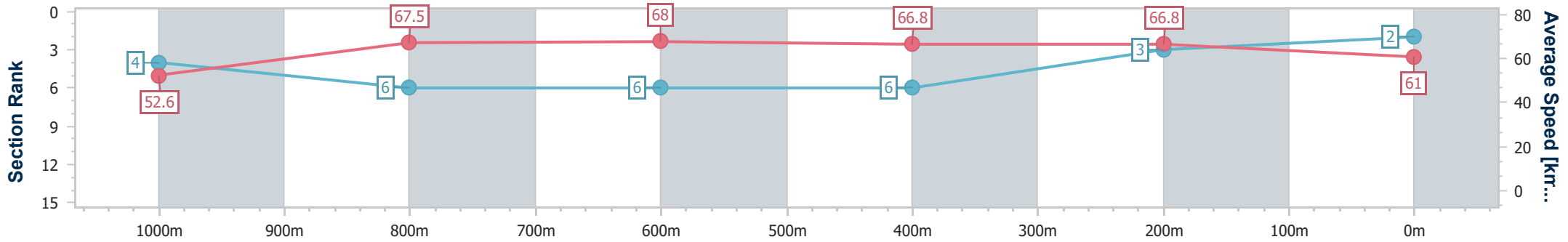


**Doomben QLD Professional**  
**Race 9: Gallopers Sports Club BM85 Handicap - 1200m**  
 05 October 2024 - 17:03  
 Track Rating: Good 3, Weather: Fine, Rail Position: +4m Entire



BRISBANE  
RACING CLUB

Section	Overall	1000m	800m	600m	400m	200m
Section Times	1:08.47 [2] (0:13.72)	0:54.75 [4] (0:10.66)	0:44.09 [6] (0:10.69)	0:33.40 [6] (0:10.81)	0:22.59 [6] (0:10.80)	0:11.79 [3] (0:11.79)
Average Speed [km/h]	52.6	67.5	68.0	66.8	66.8	61.0
Top Speed [km/h]	66.8	68.1	68.4	68.1	68.0	65.1
Avg. Dist. to Rail [m]	2.3	0.6	1.3	0.7	1.5	1.5
Avg. Stride Freq. [Hz]	2.2	2.3	2.3	2.3	2.4	2.3
Avg. Stride Length [m]	6.6	8.1	8.1	8.0	7.7	7.4



- [ ] Ranking at each section and finish
- .-.- No data available at this section
- NA No data available



Horse/Jockey Name	Tribeca Star
Final Rank	3
Fastest Section Time (Section)	0:10.48 (400m)
Top Speed [km/h] (Section)	70.8 (400m)
Race State	Finished

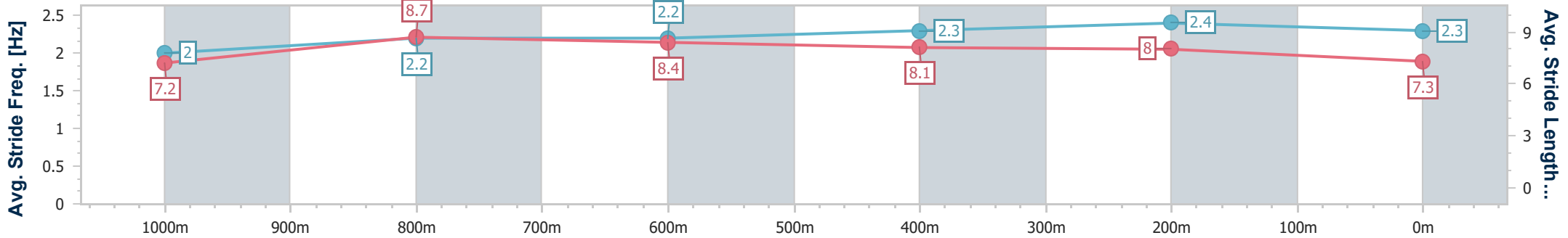
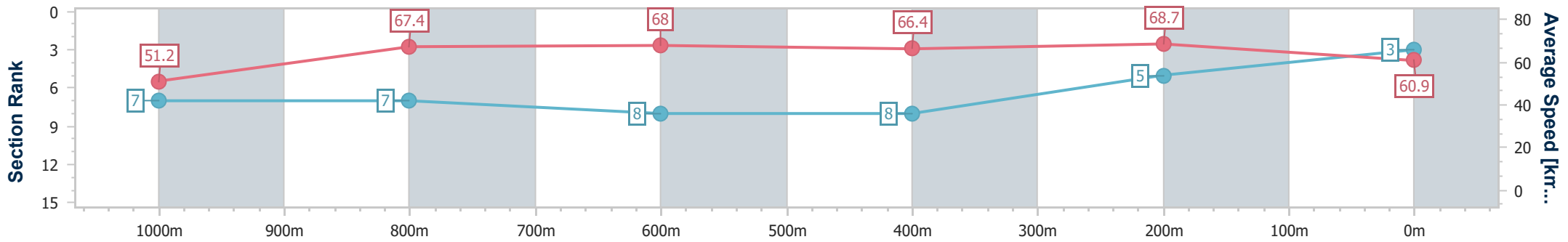


**Doomben QLD Professional**  
**Race 9: Gallopers Sports Club BM85 Handicap - 1200m**  
 05 October 2024 - 17:03  
 Track Rating: Good 3, Weather: Fine, Rail Position: +4m Entire



BRISBANE  
RACING CLUB

Section	Overall	1000m	800m	600m	400m	200m
Section Times	1:08.65 [3] (0:14.06)	0:54.59 [7] (0:10.77)	0:43.82 [7] (0:10.66)	0:33.16 [8] (0:10.86)	0:22.30 [8] (0:10.48)	0:11.82 [5] (0:11.82)
Average Speed [km/h]	51.2	67.4	68.0	66.4	68.7	60.9
Top Speed [km/h]	67.4	68.8	69.0	68.4	70.8	67.1
Avg. Dist. to Rail [m]	3.7	2.2	1.5	0.3	1.1	2.1
Avg. Stride Freq. [Hz]	2.0	2.2	2.2	2.3	2.4	2.3
Avg. Stride Length [m]	7.2	8.7	8.4	8.1	8.0	7.3



- [ ] Ranking at each section and finish
- .-.- No data available at this section
- NA No data available



Horse/Jockey Name	En Pointe
Final Rank	4
Fastest Section Time (Section)	0:10.50 (1000m)
Top Speed [km/h] (Section)	69.0 (1000m)
Race State	Finished

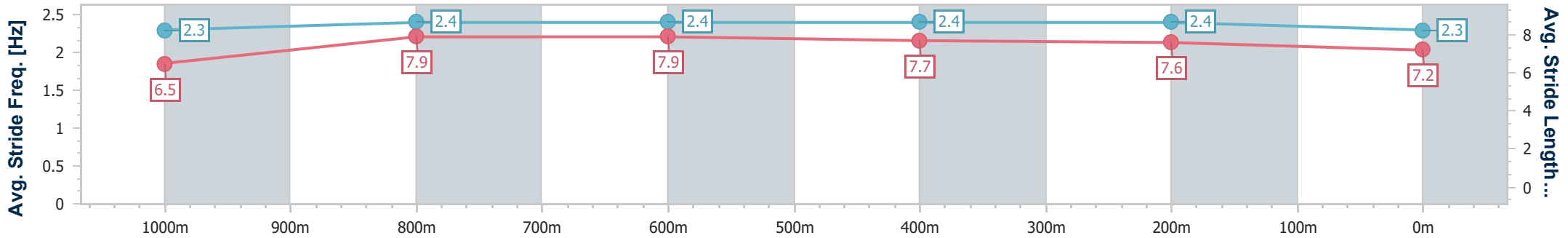
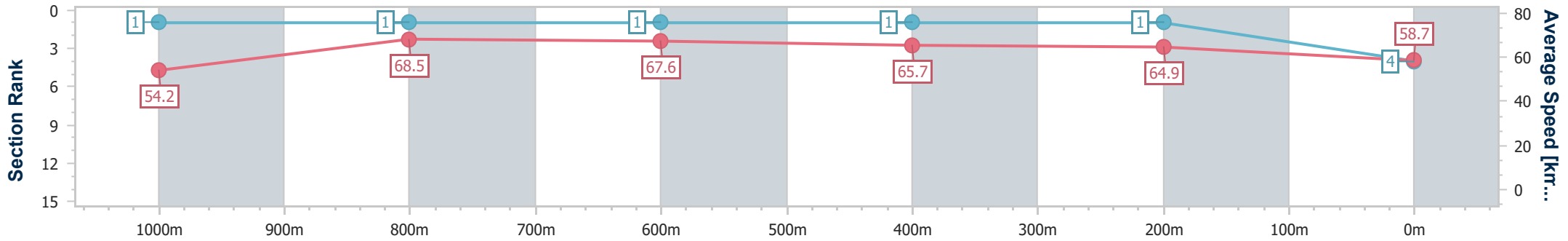


**Doomben QLD Professional**  
**Race 9: Gallopers Sports Club BM85 Handicap - 1200m**  
 05 October 2024 - 17:03  
 Track Rating: Good 3, Weather: Fine, Rail Position: +4m Entire



BRISBANE  
RACING CLUB

Section	Overall	1000m	800m	600m	400m	200m
Section Times	1:08.72 [4] (0:13.29)	0:55.43 [1] (0:10.50)	0:44.93 [1] (0:10.69)	0:34.24 [1] (0:10.88)	0:23.36 [1] (0:11.11)	0:12.25 [1] (0:12.25)
Average Speed [km/h]	54.2	68.5	67.6	65.7	64.9	58.7
Top Speed [km/h]	69.0	69.0	68.5	67.4	65.4	62.7
Avg. Dist. to Rail [m]	1.6	0.2	0.4	0.5	1.4	0.8
Avg. Stride Freq. [Hz]	2.3	2.4	2.4	2.4	2.4	2.3
Avg. Stride Length [m]	6.5	7.9	7.9	7.7	7.6	7.2



- [ ] Ranking at each section and finish
- .-.- No data available at this section
- NA No data available



Horse/Jockey Name	Safework
Final Rank	5
Fastest Section Time (Section)	0:10.49 (800m)
Top Speed [km/h] (Section)	69.4 (800m)
Race State	Finished

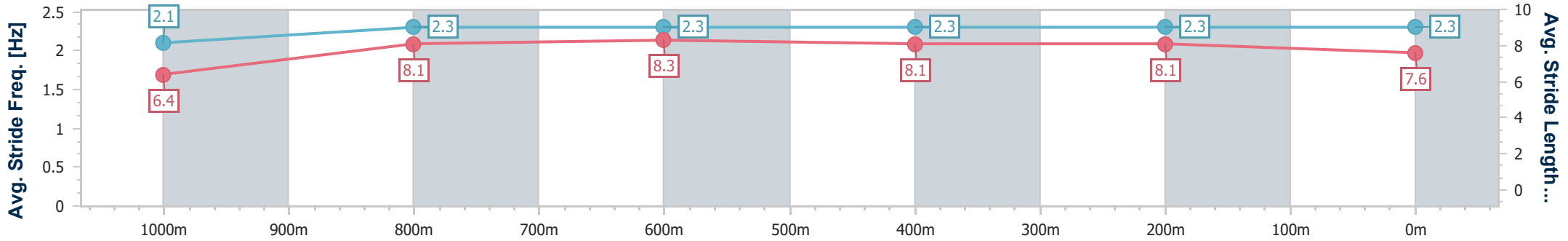
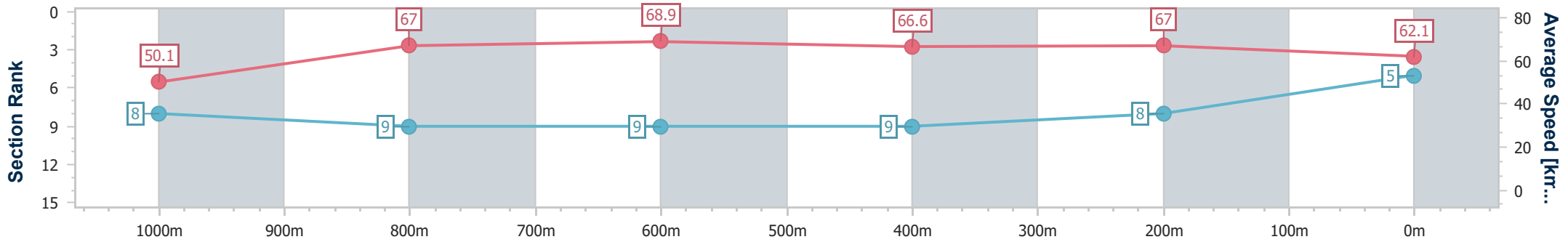


**Doomben QLD Professional**  
**Race 9: Gallopers Sports Club BM85 Handicap - 1200m**  
 05 October 2024 - 17:03  
 Track Rating: Good 3, Weather: Fine, Rail Position: +4m Entire



BRISBANE  
RACING CLUB

Section	Overall	1000m	800m	600m	400m	200m
Section Times	1:08.75 [5] (0:14.41)	0:54.34 [8] (0:10.76)	0:43.58 [9] (0:10.49)	0:33.09 [9] (0:10.75)	0:22.34 [9] (0:10.72)	0:11.62 [8] (0:11.62)
Average Speed [km/h]	50.1	67.0	68.9	66.6	67.0	62.1
Top Speed [km/h]	65.4	68.9	69.4	69.1	68.5	65.8
Avg. Dist. to Rail [m]	5.3	1.7	0.3	0.7	1.5	4.2
Avg. Stride Freq. [Hz]	2.1	2.3	2.3	2.3	2.3	2.3
Avg. Stride Length [m]	6.4	8.1	8.3	8.1	8.1	7.6



- [ ] Ranking at each section and finish
- .-.- No data available at this section
- NA No data available



Horse/Jockey Name	Northern Pride
Final Rank	6
Fastest Section Time (Section)	0:10.56 (1000m)
Top Speed [km/h] (Section)	69.0 (1000m)
Race State	Finished

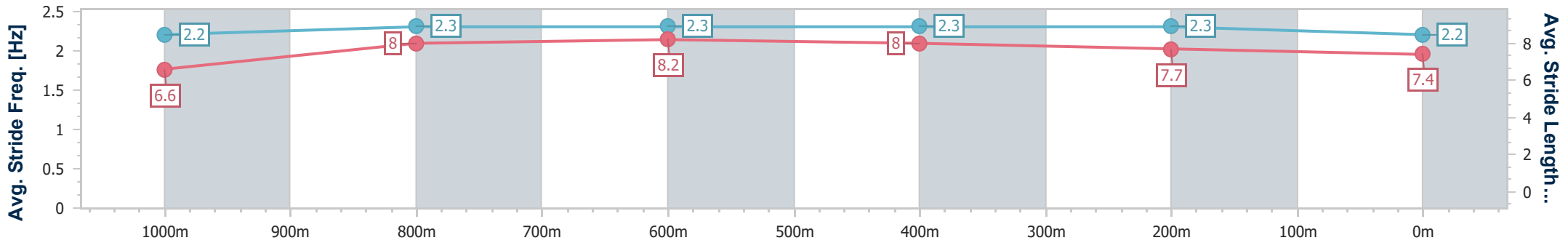
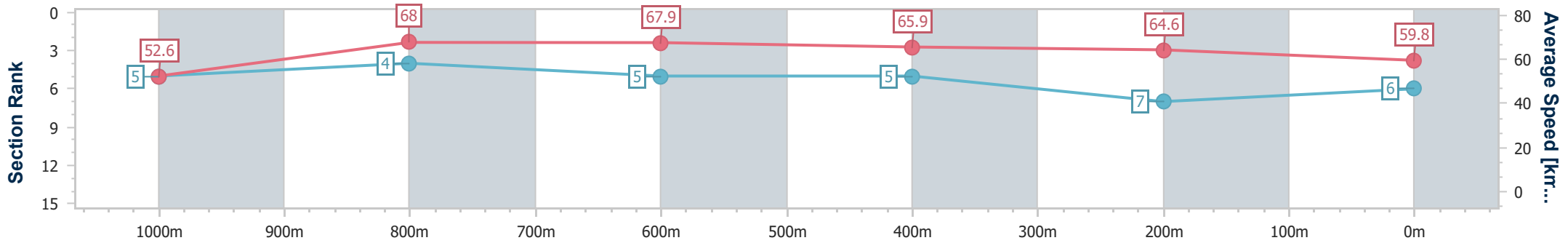


**Doomben QLD Professional**  
**Race 9: Gallopers Sports Club BM85 Handicap - 1200m**  
 05 October 2024 - 17:03  
 Track Rating: Good 3, Weather: Fine, Rail Position: +4m Entire



BRISBANE  
RACING CLUB

Section	Overall	1000m	800m	600m	400m	200m
Section Times	1:08.97 [6] (0:13.74)	0:55.23 [5] (0:10.56)	0:44.67 [4] (0:10.62)	0:34.05 [5] (0:10.88)	0:23.17 [5] (0:11.14)	0:12.03 [7] (0:12.03)
Average Speed [km/h]	52.6	68.0	67.9	65.9	64.6	59.8
Top Speed [km/h]	67.0	69.0	68.3	68.2	65.2	63.4
Avg. Dist. to Rail [m]	1.3	0.5	0.2	0.7	0.7	1.0
Avg. Stride Freq. [Hz]	2.2	2.3	2.3	2.3	2.3	2.2
Avg. Stride Length [m]	6.6	8.0	8.2	8.0	7.7	7.4



- [ ] Ranking at each section and finish
- .-.-.- No data available at this section
- NA No data available



Horse/Jockey Name	Ovidius
Final Rank	7
Fastest Section Time (Section)	0:10.50 (800m)
Top Speed [km/h] (Section)	69.5 (1000m)
Race State	Finished

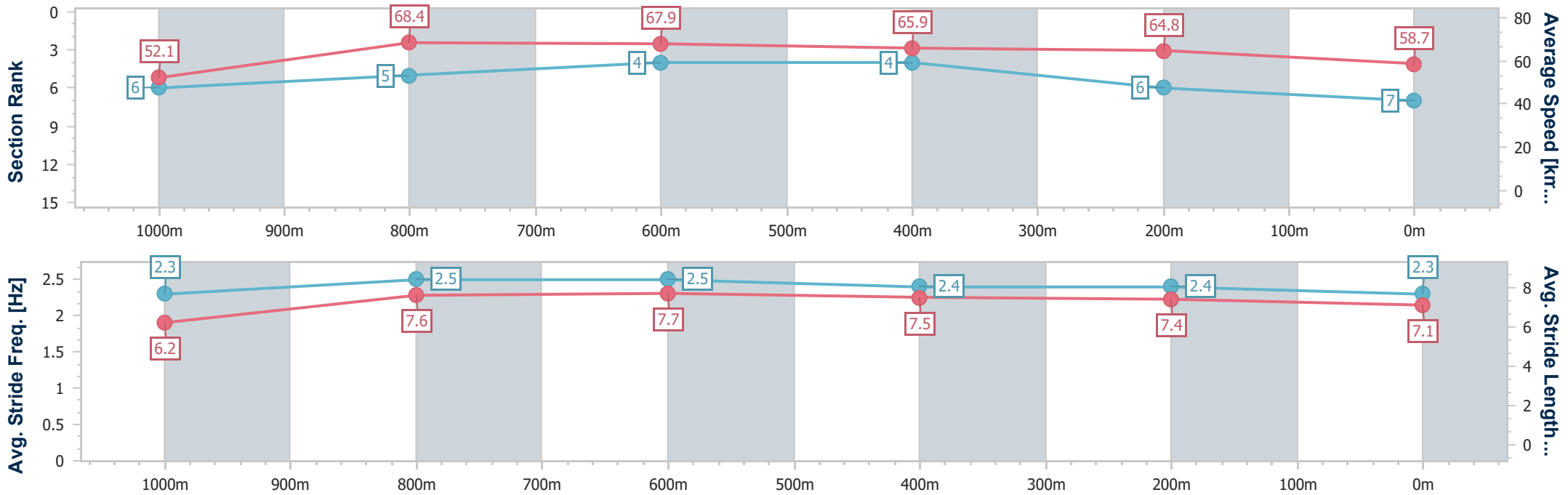


**Doomben QLD Professional**  
**Race 9: Gallopers Sports Club BM85 Handicap - 1200m**  
 05 October 2024 - 17:03  
 Track Rating: Good 3, Weather: Fine, Rail Position: +4m Entire



BRISBANE  
RACING CLUB

Section	Overall	1000m	800m	600m	400m	200m
Section Times	1:09.08 [7] (0:13.82)	0:55.26 [6] (0:10.52)	0:44.74 [5] (0:10.50)	0:34.24 [4] (0:10.89)	0:23.35 [4] (0:11.10)	0:12.25 [6] (0:12.25)
Average Speed [km/h]	52.1	68.4	67.9	65.9	64.8	58.7
Top Speed [km/h]	67.7	69.5	68.3	67.2	65.7	62.4
Avg. Dist. to Rail [m]	3.9	1.8	1.7	1.0	0.4	1.4
Avg. Stride Freq. [Hz]	2.3	2.5	2.5	2.4	2.4	2.3
Avg. Stride Length [m]	6.2	7.6	7.7	7.5	7.4	7.1



- [ ] Ranking at each section and finish
- .-.- No data available at this section
- NA No data available



Horse/Jockey Name	Godfather
Final Rank	8
Fastest Section Time (Section)	0:10.53 (1000m)
Top Speed [km/h] (Section)	71.6 (1000m)
Race State	Finished

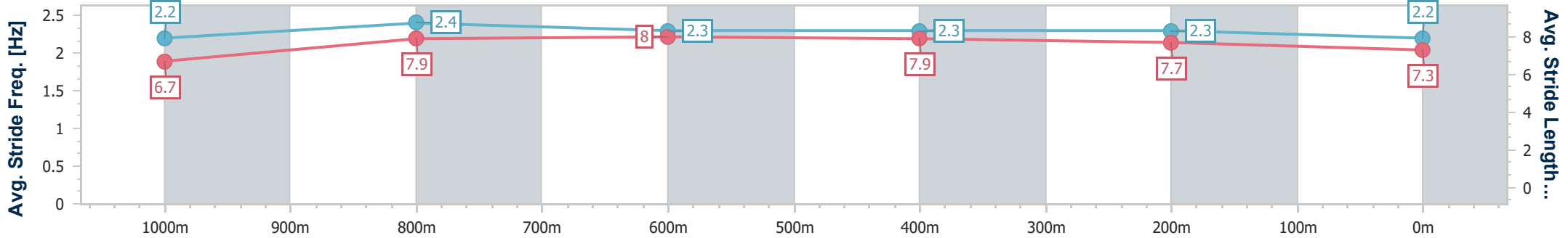
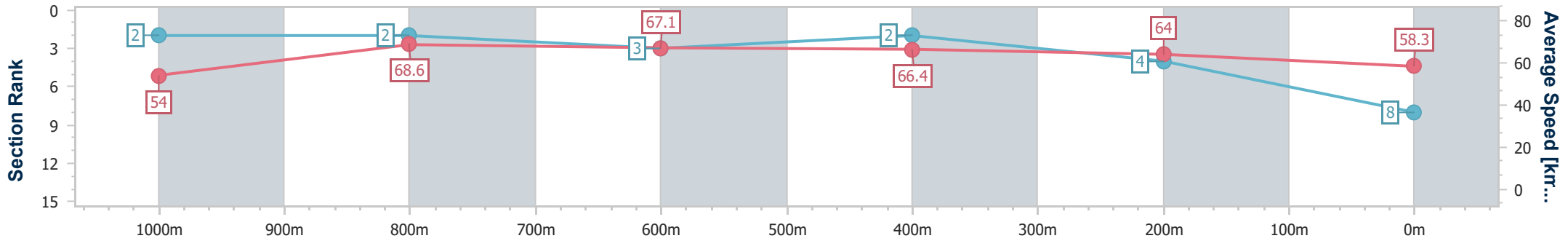


**Doomben QLD Professional**  
**Race 9: Gallopers Sports Club BM85 Handicap - 1200m**  
 05 October 2024 - 17:03  
 Track Rating: Good 3, Weather: Fine, Rail Position: +4m Entire



BRISBANE  
RACING CLUB

Section	Overall	1000m	800m	600m	400m	200m
Section Times	1:09.09 [8] (0:13.32)	0:55.77 [2] (0:10.53)	0:45.24 [2] (0:10.81)	0:34.43 [3] (0:10.84)	0:23.59 [2] (0:11.24)	0:12.35 [4] (0:12.35)
Average Speed [km/h]	54.0	68.6	67.1	66.4	64.0	58.3
Top Speed [km/h]	68.3	71.6	67.7	67.0	65.5	62.4
Avg. Dist. to Rail [m]	4.9	1.5	1.2	0.6	2.0	2.6
Avg. Stride Freq. [Hz]	2.2	2.4	2.3	2.3	2.3	2.2
Avg. Stride Length [m]	6.7	7.9	8.0	7.9	7.7	7.3



- [ ] Ranking at each section and finish
- .-.- No data available at this section
- NA No data available



Horse/Jockey Name	Ralphie
Final Rank	9
Fastest Section Time (Section)	0:10.39 (1000m)
Top Speed [km/h] (Section)	70.7 (1000m)
Race State	Finished

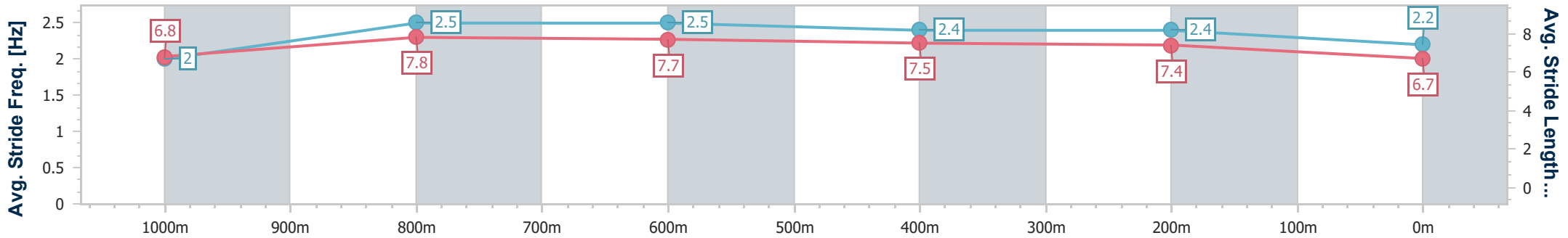
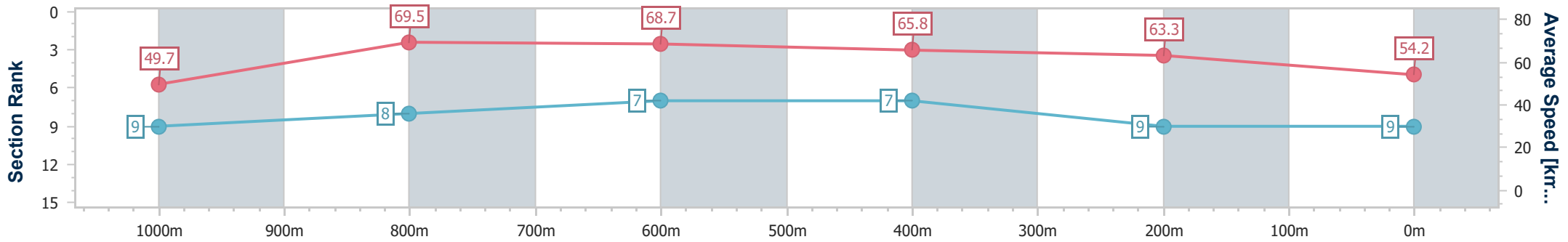


**Doomben QLD Professional**  
**Race 9: Gallopers Sports Club BM85 Handicap - 1200m**  
**05 October 2024 - 17:03**  
**Track Rating: Good 3, Weather: Fine, Rail Position: +4m Entire**



**BRISBANE**  
RACING CLUB

Section	Overall	1000m	800m	600m	400m	200m
Section Times	1:10.86 [9] (0:14.46)	0:56.40 [9] (0:10.39)	0:46.01 [8] (0:10.48)	0:35.53 [7] (0:10.87)	0:24.66 [7] (0:11.34)	0:13.32 [9] (0:13.32)
Average Speed [km/h]	49.7	69.5	68.7	65.8	63.3	54.2
Top Speed [km/h]	70.0	70.7	69.8	67.6	64.7	60.4
Avg. Dist. to Rail [m]	3.7	0.8	0.4	0.9	0.7	0.7
Avg. Stride Freq. [Hz]	2.0	2.5	2.5	2.4	2.4	2.2
Avg. Stride Length [m]	6.8	7.8	7.7	7.5	7.4	6.7



- [ ] Ranking at each section and finish
- .-.- No data available at this section
- NA No data available