



# Aquis Park Gold Coast QLD Professional

## Race 8: Officiating at Aquis Class 2 Handicap - 1200m

05 October 2024 - 18:22



Track Rating: Soft 5, Weather: Fine, Rail Position: +2m 900m-W/Post, True Remainder

Section												Last 600m		
Field Times		Overall	1000m	800m	600m	400m	200m						0:34.51	
		1:10.04 (0:13.43)	0:56.61 (0:10.88)	0:45.73 (0:11.22)	0:34.51 (0:11.40)	0:23.11 (0:11.30)	0:11.81 (0:11.81)							
Rank	TAB	Horse/Jockey	Barrier	Top Speed [km/h]	Fastest Section							Margin	Distance Travelled [m]	
1	8	<b>HYDROELECTRIC</b> Jace McMurray	9	66.8 1000m	0:10.99 1000m	1:10.04 [1] (0:13.65)	0:56.39 [3] (0:10.99)	0:45.40 [3] (0:11.31)	0:34.09 [3] (0:11.35)	0:22.74 [3] (0:11.11)	0:11.63 [2] (0:11.63)	1:10.04	0:34.09	
2	4	<b>TOWER FLYPASS</b> Dylan Turner	3	66.8 1000m	0:10.95 1000m	1:10.50 [2] (0:13.49)	0:57.01 [2] (0:10.95)	0:46.06 [2] (0:11.25)	0:34.81 [2] (0:11.35)	0:23.46 [2] (0:11.49)	0:11.97 [3] (0:11.97)	2.5L	0:34.81	-2
3	1	<b>BARASSI</b> Kyle Wilson-Taylor	10	68.0 Overall	0:10.88 1000m	1:10.53 [3] (0:13.43)	0:57.10 [1] (0:10.88)	0:46.22 [1] (0:11.22)	0:35.00 [1] (0:11.40)	0:23.60 [1] (0:11.30)	0:12.30 [1] (0:12.30)	2.7L	0:35.00	-5
4	11	<b>WALSH BAY</b> Ryan Wiggins	13	66.9 800m	0:11.04 1000m	1:10.55 [4] (0:14.41)	0:56.14 [10] (0:11.04)	0:45.10 [10] (0:11.19)	0:33.91 [10] (0:11.28)	0:22.63 [10] (0:11.10)	0:11.53 [7] (0:11.53)	2.8L	0:33.91	+1
5	9	<b>NIGHTSTICK</b> Shania Willis	4	66.8 1000m	0:11.03 1000m	1:10.70 [5] (0:14.06)	0:56.64 [7] (0:11.03)	0:45.61 [8] (0:11.23)	0:34.38 [8] (0:11.43)	0:22.95 [9] (0:11.45)	0:11.50 [8] (0:11.50)	3.6L	0:34.38	-2
6	13	<b>INTOXEL</b> Jon Grisedale	12	67.7 1000m	0:10.90 1000m	1:10.78 [6] (0:14.00)	0:56.78 [6] (0:10.90)	0:45.88 [6] (0:11.30)	0:34.58 [6] (0:11.35)	0:23.23 [5] (0:11.41)	0:11.82 [5] (0:11.82)	4L	0:34.58	+1
7	10	<b>COUNT NICHOLAS</b> Madeleine Wishart	11	66.9 1000m	0:10.95 1000m	1:10.84 [7] (0:14.21)	0:56.63 [9] (0:10.95)	0:45.68 [9] (0:11.23)	0:34.45 [9] (0:11.26)	0:23.19 [8] (0:11.31)	0:11.88 [6] (0:11.88)	4.2L	0:34.45	-1
8	14	<b>CHARLES RENNIE</b> Jason Taylor	2	67.0 1000m	0:10.98 1000m	1:10.99 [8] (0:14.10)	0:56.89 [8] (0:10.98)	0:45.91 [7] (0:11.14)	0:34.77 [7] (0:11.39)	0:23.38 [7] (0:11.60)	0:11.78 [9] (0:11.78)	5L	0:34.77	-4
9	3	<b>STENSON WALLMAN</b> Kirk Matheson	1	66.9 800m	0:11.04 1000m	1:11.12 [9] (0:13.85)	0:57.27 [4] (0:11.04)	0:46.23 [5] (0:11.07)	0:35.16 [4] (0:11.40)	0:23.76 [4] (0:11.56)	0:12.20 [4] (0:12.20)	5.5L	0:35.16	-5
10	12	<b>MYGIRLGLADYS</b> Corey Bayliss	6	67.6 Overall	0:10.92 1000m	1:11.41 [10] (0:13.89)	0:57.52 [5] (0:10.92)	0:46.60 [4] (0:11.27)	0:35.33 [5] (0:11.52)	0:23.81 [6] (0:11.69)	0:12.12 [10] (0:12.12)	7L	0:35.33	-3

Scratched: Immortality (#7), Adalie (#5), Kemi Zabi (#2), Shintaro Lass (#15), Zelgaria (#6)

[ ] Ranking at each section and finish  
 -:-:- No data available at this section  
 NA No data available

SCN Saddle cloth number  
 DNF Did not finish  
 DNT Did not track



Horse/Jockey Name	Hydroelectric
Final Rank	1
Fastest Section Time (Section)	0:10.99 (1000m)
Top Speed [km/h] (Section)	66.8 (1000m)
Race State	Finished

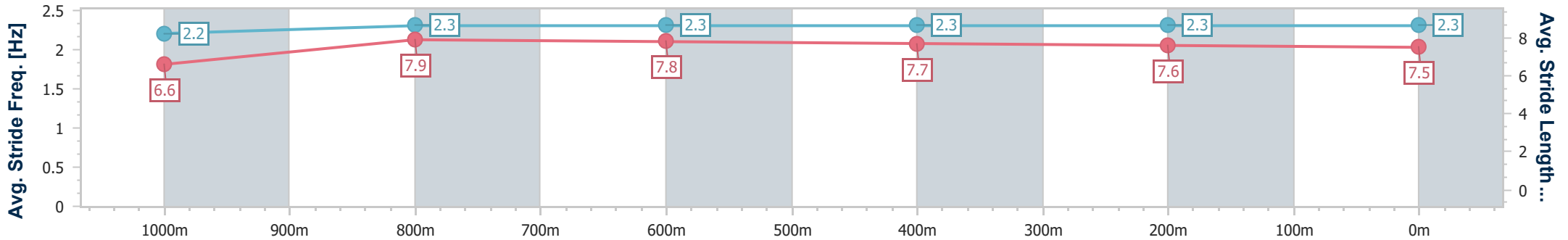
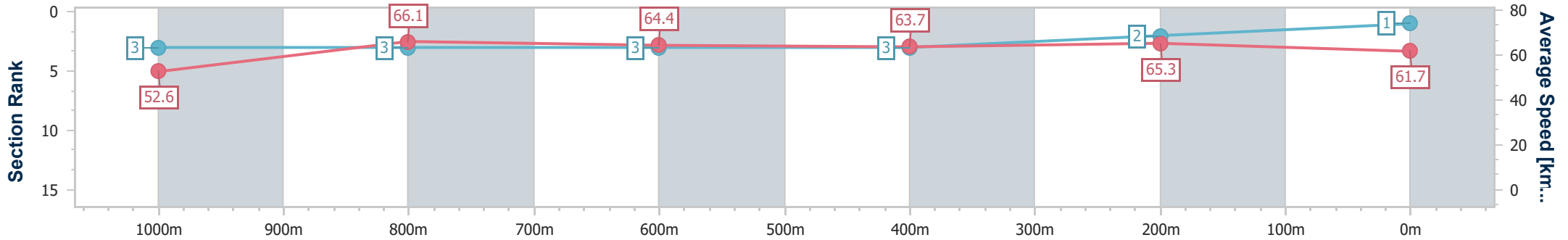


Aquis Park Gold Coast QLD Professional  
Race 8: Officiating at Aquis Class 2 Handicap - 1200m



05 October 2024 - 18:22  
Track Rating: Soft 5, Weather: Fine, Rail Position: +2m 900m-  
W/Post, True Remainder

Section	Overall	1000m	800m	600m	400m	200m
Section Times	1:10.04 [1] (0:13.65)	0:56.39 [3] (0:10.99)	0:45.40 [3] (0:11.31)	0:34.09 [3] (0:11.35)	0:22.74 [3] (0:11.11)	0:11.63 [2] (0:11.63)
Average Speed [km/h]	52.6	66.1	64.4	63.7	65.3	61.7
Top Speed [km/h]	65.8	66.8	64.8	65.3	66.4	63.8
Avg. Dist. to Rail [m]	2.9	2.0	2.0	1.6	4.2	5.2
Avg. Stride Freq. [Hz]	2.2	2.3	2.3	2.3	2.3	2.3
Avg. Stride Length [m]	6.6	7.9	7.8	7.7	7.6	7.5



- [ ] Ranking at each section and finish
- .-.- No data available at this section
- NA No data available



Horse/Jockey Name	Tower Flypass
Final Rank	2
Fastest Section Time (Section)	0:10.95 (1000m)
Top Speed [km/h] (Section)	66.8 (1000m)
Race State	Finished

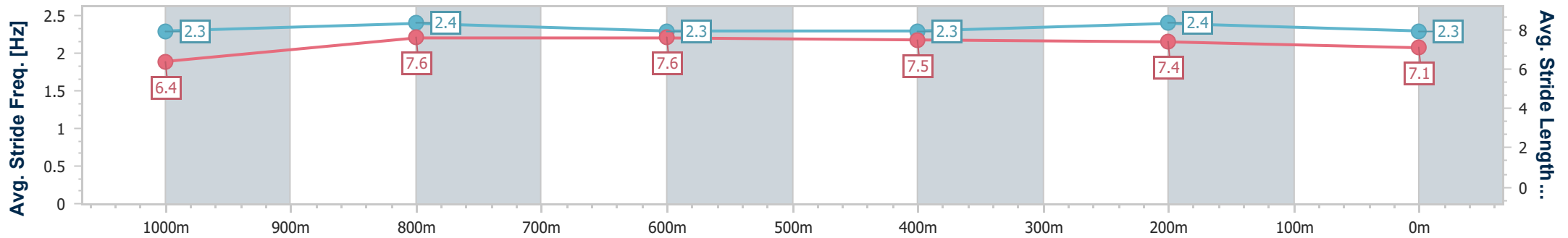
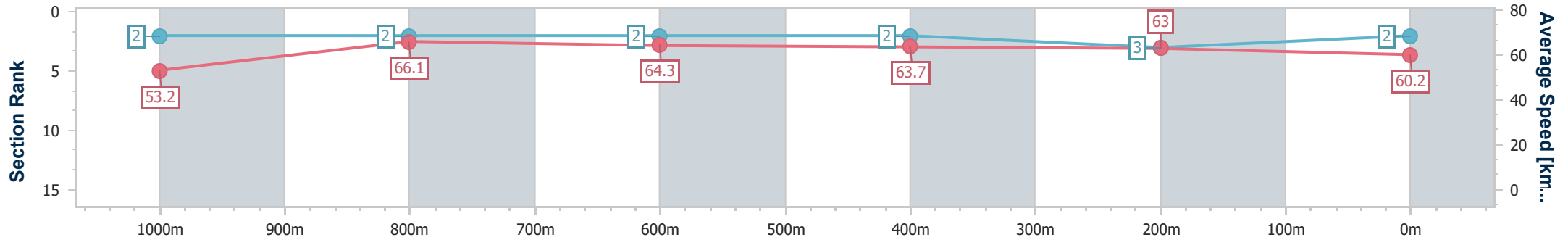


Aquis Park Gold Coast QLD Professional  
Race 8: Officiating at Aquis Class 2 Handicap - 1200m



05 October 2024 - 18:22  
Track Rating: Soft 5, Weather: Fine, Rail Position: +2m 900m-  
W/Post, True Remainder

Section	Overall	1000m	800m	600m	400m	200m
Section Times	1:10.50 [2] (0:13.49)	0:57.01 [2] (0:10.95)	0:46.06 [2] (0:11.25)	0:34.81 [2] (0:11.35)	0:23.46 [2] (0:11.49)	0:11.97 [3] (0:11.97)
Average Speed [km/h]	53.2	66.1	64.3	63.7	63.0	60.2
Top Speed [km/h]	66.7	66.8	65.7	64.8	64.4	62.0
Avg. Dist. to Rail [m]	0.7	0.7	1.4	1.0	3.1	2.4
Avg. Stride Freq. [Hz]	2.3	2.4	2.3	2.3	2.4	2.3
Avg. Stride Length [m]	6.4	7.6	7.6	7.5	7.4	7.1



- [ ] Ranking at each section and finish
- .-.- No data available at this section
- NA No data available



Horse/Jockey Name	Barassi
Final Rank	3
Fastest Section Time (Section)	0:10.88 (1000m)
Top Speed [km/h] (Section)	68.0 (Overall)
Race State	Finished

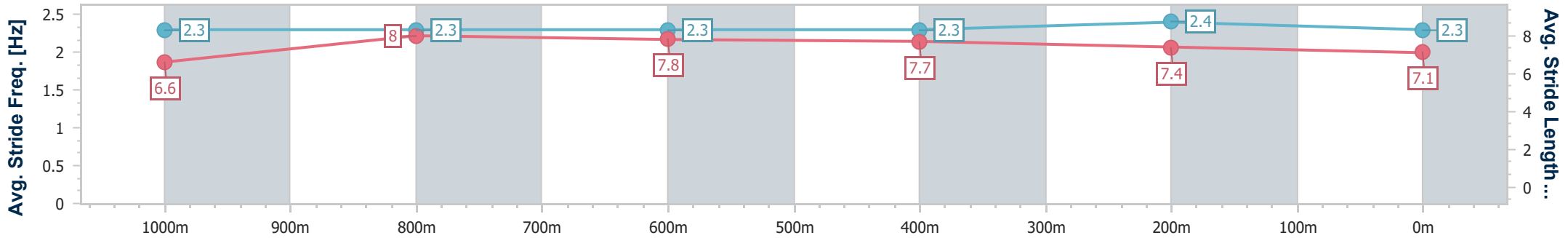
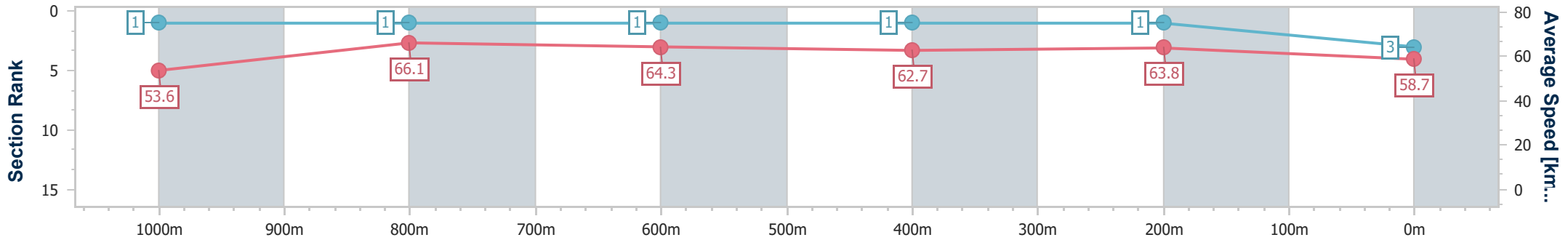


Aquis Park Gold Coast QLD Professional  
Race 8: Officiating at Aquis Class 2 Handicap - 1200m



05 October 2024 - 18:22  
Track Rating: Soft 5, Weather: Fine, Rail Position: +2m 900m-  
W/Post, True Remainder

Section	Overall	1000m	800m	600m	400m	200m
Section Times	1:10.53 [3] (0:13.43)	0:57.10 [1] (0:10.88)	0:46.22 [1] (0:11.22)	0:35.00 [1] (0:11.40)	0:23.60 [1] (0:11.30)	0:12.30 [1] (0:12.30)
Average Speed [km/h]	53.6	66.1	64.3	62.7	63.8	58.7
Top Speed [km/h]	68.0	67.3	64.8	63.5	64.5	62.4
Avg. Dist. to Rail [m]	3.7	0.9	0.6	0.4	1.4	2.9
Avg. Stride Freq. [Hz]	2.3	2.3	2.3	2.3	2.4	2.3
Avg. Stride Length [m]	6.6	8.0	7.8	7.7	7.4	7.1



- [ ] Ranking at each section and finish
- .-.- No data available at this section
- NA No data available



Horse/Jockey Name	Walsh Bay
Final Rank	4
Fastest Section Time (Section)	0:11.04 (1000m)
Top Speed [km/h] (Section)	66.9 (800m)
Race State	Finished

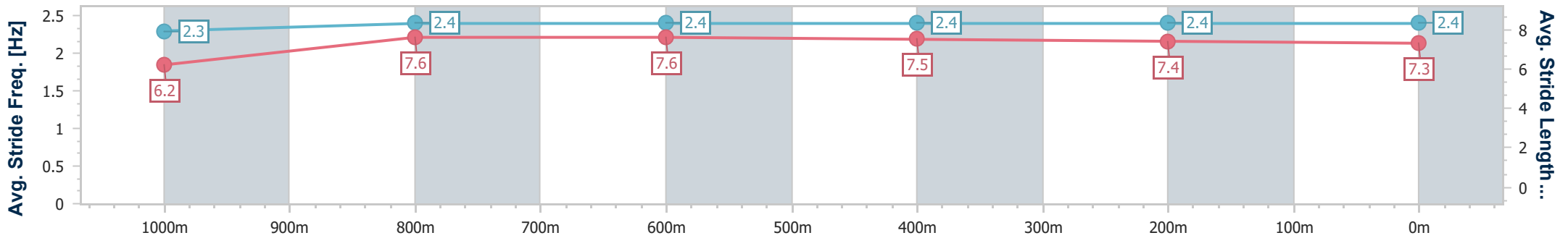
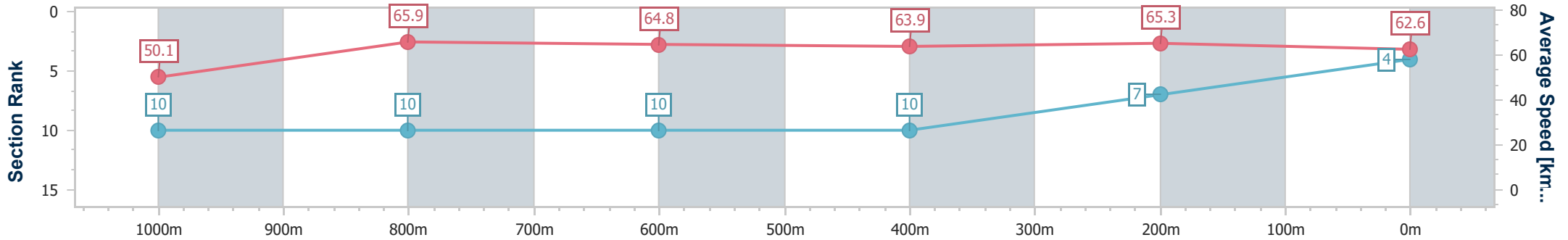


Aquis Park Gold Coast QLD Professional  
 Race 8: Officiating at Aquis Class 2 Handicap - 1200m



05 October 2024 - 18:22  
 Track Rating: Soft 5, Weather: Fine, Rail Position: +2m 900m-  
 W/Post, True Remainder

Section	Overall	1000m	800m	600m	400m	200m
Section Times	1:10.55 [4] (0:14.41)	0:56.14 [10] (0:11.04)	0:45.10 [10] (0:11.19)	0:33.91 [10] (0:11.28)	0:22.63 [10] (0:11.10)	0:11.53 [7] (0:11.53)
Average Speed [km/h]	50.1	65.9	64.8	63.9	65.3	62.6
Top Speed [km/h]	65.1	66.4	66.9	64.4	66.4	65.3
Avg. Dist. to Rail [m]	4.7	2.4	2.0	0.6	6.4	7.9
Avg. Stride Freq. [Hz]	2.3	2.4	2.4	2.4	2.4	2.4
Avg. Stride Length [m]	6.2	7.6	7.6	7.5	7.4	7.3



- [ ] Ranking at each section and finish
- .-.- No data available at this section
- NA No data available



Horse/Jockey Name	Nightstick
Final Rank	5
Fastest Section Time (Section)	0:11.03 (1000m)
Top Speed [km/h] (Section)	66.8 (1000m)
Race State	Finished

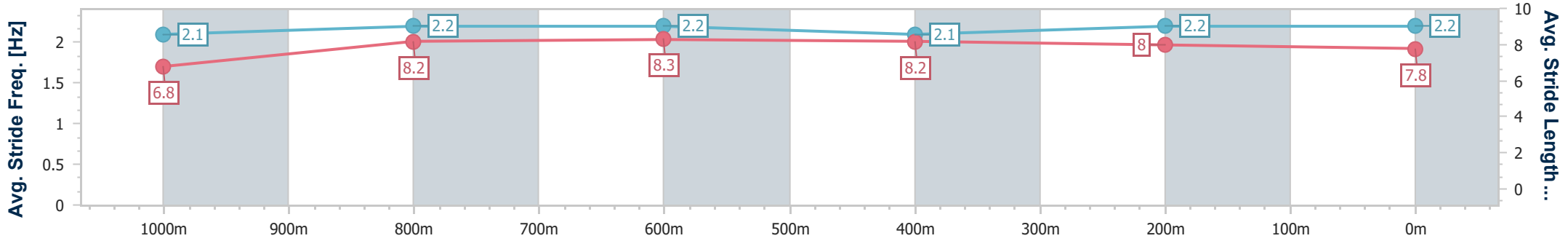
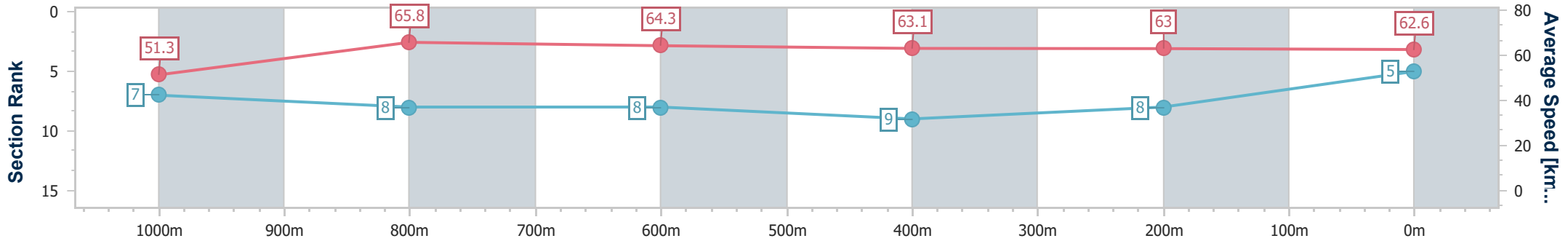


Aquis Park Gold Coast QLD Professional  
Race 8: Officiating at Aquis Class 2 Handicap - 1200m



05 October 2024 - 18:22  
Track Rating: Soft 5, Weather: Fine, Rail Position: +2m 900m-  
W/Post, True Remainder

Section	Overall	1000m	800m	600m	400m	200m
Section Times	1:10.70 [5] (0:14.06)	0:56.64 [7] (0:11.03)	0:45.61 [8] (0:11.23)	0:34.38 [8] (0:11.43)	0:22.95 [9] (0:11.45)	0:11.50 [8] (0:11.50)
Average Speed [km/h]	51.3	65.8	64.3	63.1	63.0	62.6
Top Speed [km/h]	65.0	66.8	65.7	64.3	64.5	64.0
Avg. Dist. to Rail [m]	1.5	1.9	1.4	0.3	0.6	0.2
Avg. Stride Freq. [Hz]	2.1	2.2	2.2	2.1	2.2	2.2
Avg. Stride Length [m]	6.8	8.2	8.3	8.2	8.0	7.8



- [ ] Ranking at each section and finish
- .-.- No data available at this section
- NA No data available



Horse/Jockey Name	Intoxel
Final Rank	6
Fastest Section Time (Section)	0:10.90 (1000m)
Top Speed [km/h] (Section)	67.7 (1000m)
Race State	Finished

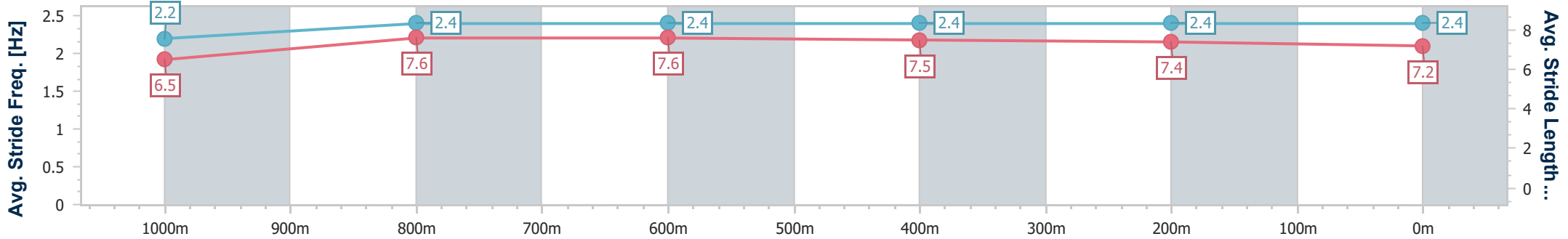
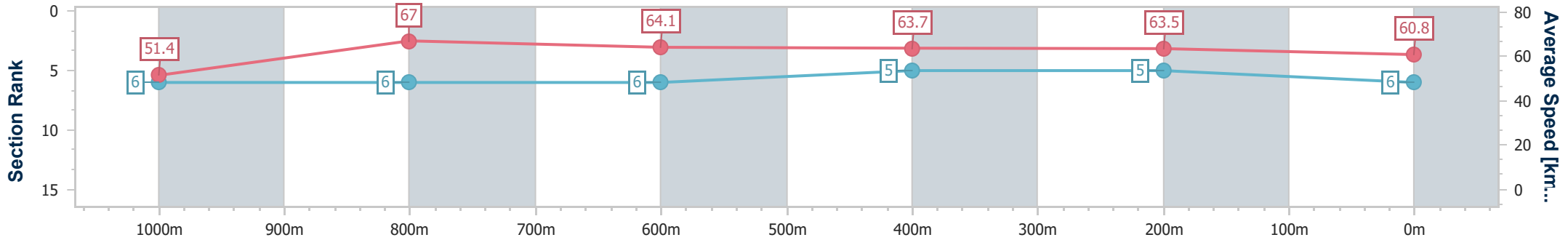


Aquis Park Gold Coast QLD Professional  
Race 8: Officiating at Aquis Class 2 Handicap - 1200m



05 October 2024 - 18:22  
Track Rating: Soft 5, Weather: Fine, Rail Position: +2m 900m-  
W/Post, True Remainder

Section	Overall	1000m	800m	600m	400m	200m
Section Times	1:10.78 [6] (0:14.00)	0:56.78 [6] (0:10.90)	0:45.88 [6] (0:11.30)	0:34.58 [6] (0:11.35)	0:23.23 [5] (0:11.41)	0:11.82 [5] (0:11.82)
Average Speed [km/h]	51.4	67.0	64.1	63.7	63.5	60.8
Top Speed [km/h]	65.2	67.7	66.1	64.7	63.6	63.1
Avg. Dist. to Rail [m]	5.4	3.2	1.8	1.1	3.8	4.2
Avg. Stride Freq. [Hz]	2.2	2.4	2.4	2.4	2.4	2.4
Avg. Stride Length [m]	6.5	7.6	7.6	7.5	7.4	7.2



- [ ] Ranking at each section and finish
- .-.- No data available at this section
- NA No data available



Horse/Jockey Name	Count Nicholas
Final Rank	7
Fastest Section Time (Section)	0:10.95 (1000m)
Top Speed [km/h] (Section)	66.9 (1000m)
Race State	Finished

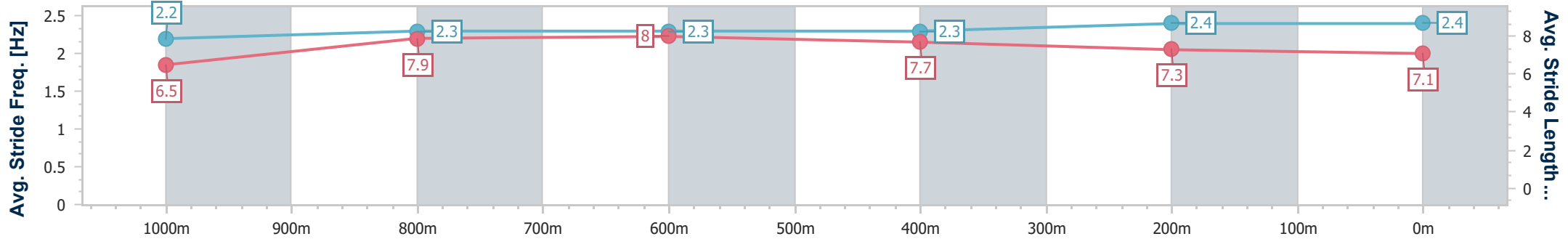
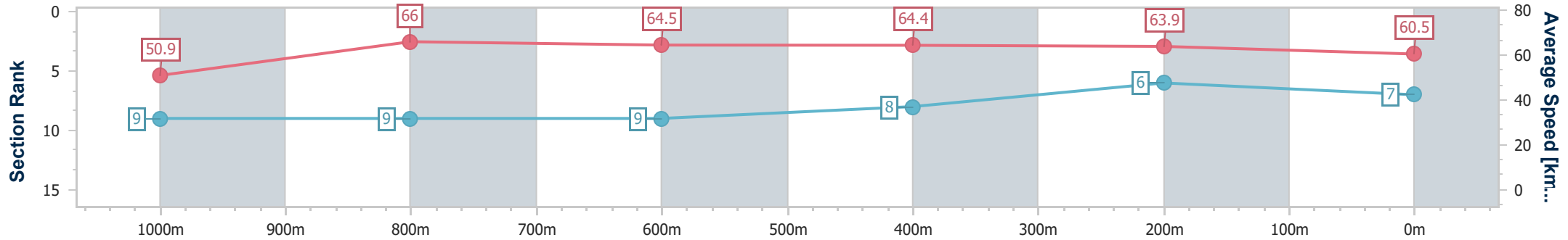


Aquis Park Gold Coast QLD Professional  
Race 8: Officiating at Aquis Class 2 Handicap - 1200m



05 October 2024 - 18:22  
Track Rating: Soft 5, Weather: Fine, Rail Position: +2m 900m-  
W/Post, True Remainder

Section	Overall	1000m	800m	600m	400m	200m
Section Times	1:10.84 [7] (0:14.21)	0:56.63 [9] (0:10.95)	0:45.68 [9] (0:11.23)	0:34.45 [9] (0:11.26)	0:23.19 [8] (0:11.31)	0:11.88 [6] (0:11.88)
Average Speed [km/h]	50.9	66.0	64.5	64.4	63.9	60.5
Top Speed [km/h]	66.8	66.9	66.2	65.5	64.6	62.8
Avg. Dist. to Rail [m]	3.4	1.6	0.7	1.2	5.0	5.4
Avg. Stride Freq. [Hz]	2.2	2.3	2.3	2.3	2.4	2.4
Avg. Stride Length [m]	6.5	7.9	8.0	7.7	7.3	7.1



- [ ] Ranking at each section and finish
- .-.- No data available at this section
- NA No data available





Horse/Jockey Name	Charles Rennie
Final Rank	8
Fastest Section Time (Section)	0:10.98 (1000m)
Top Speed [km/h] (Section)	67.0 (1000m)
Race State	Finished

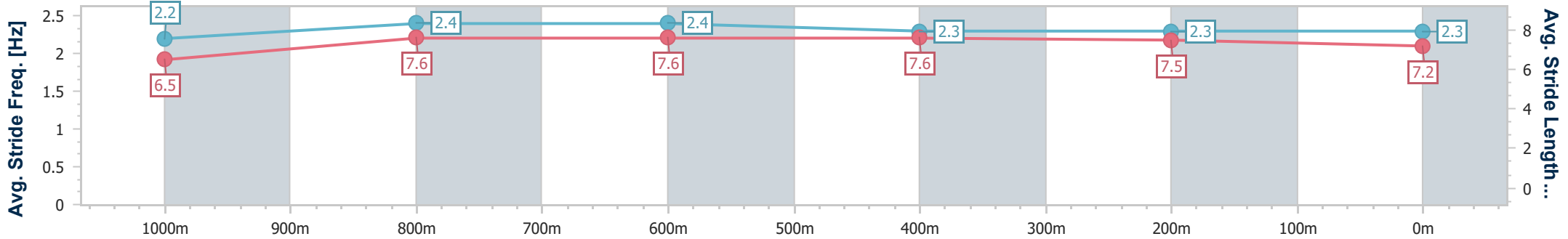
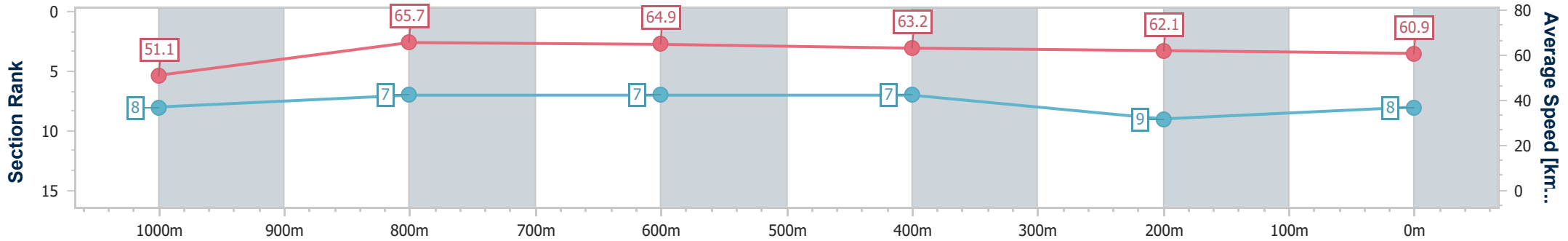


Aquis Park Gold Coast QLD Professional  
Race 8: Officiating at Aquis Class 2 Handicap - 1200m



05 October 2024 - 18:22  
Track Rating: Soft 5, Weather: Fine, Rail Position: +2m 900m-  
W/Post, True Remainder

Section	Overall	1000m	800m	600m	400m	200m
Section Times	1:10.99 [8] (0:14.10)	0:56.89 [8] (0:10.98)	0:45.91 [7] (0:11.14)	0:34.77 [7] (0:11.39)	0:23.38 [7] (0:11.60)	0:11.78 [9] (0:11.78)
Average Speed [km/h]	51.1	65.7	64.9	63.2	62.1	60.9
Top Speed [km/h]	65.7	67.0	66.2	63.9	62.7	64.3
Avg. Dist. to Rail [m]	0.6	1.0	0.6	0.5	1.4	1.7
Avg. Stride Freq. [Hz]	2.2	2.4	2.4	2.3	2.3	2.3
Avg. Stride Length [m]	6.5	7.6	7.6	7.6	7.5	7.2



- [ ] Ranking at each section and finish
- .-.- No data available at this section
- NA No data available



Horse/Jockey Name	Stenson Wallman
Final Rank	9
Fastest Section Time (Section)	0:11.04 (1000m)
Top Speed [km/h] (Section)	66.9 (800m)
Race State	Finished

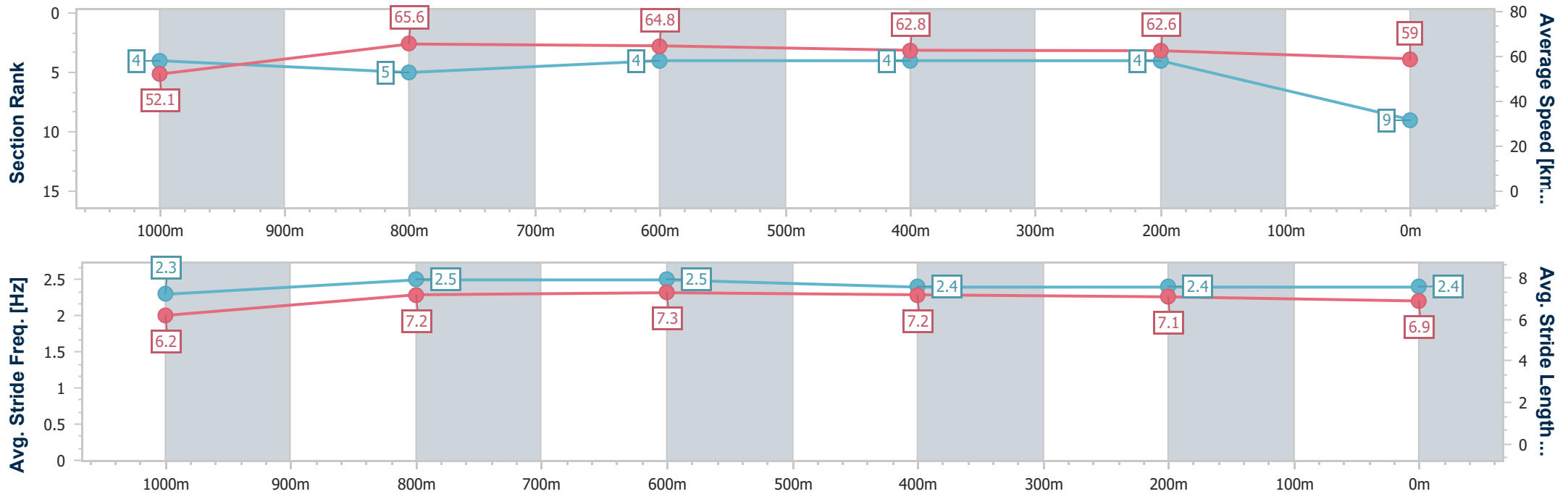


Aquis Park Gold Coast QLD Professional  
Race 8: Officiating at Aquis Class 2 Handicap - 1200m



05 October 2024 - 18:22  
Track Rating: Soft 5, Weather: Fine, Rail Position: +2m 900m-  
W/Post, True Remainder

Section	Overall	1000m	800m	600m	400m	200m
Section Times	1:11.12 [9] (0:13.85)	0:57.27 [4] (0:11.04)	0:46.23 [5] (0:11.07)	0:35.16 [4] (0:11.40)	0:23.76 [4] (0:11.56)	0:12.20 [4] (0:12.20)
Average Speed [km/h]	52.1	65.6	64.8	62.8	62.6	59.0
Top Speed [km/h]	65.7	66.1	66.9	64.0	64.9	61.5
Avg. Dist. to Rail [m]	0.8	1.0	0.5	1.0	2.2	3.6
Avg. Stride Freq. [Hz]	2.3	2.5	2.5	2.4	2.4	2.4
Avg. Stride Length [m]	6.2	7.2	7.3	7.2	7.1	6.9



- [ ] Ranking at each section and finish
- .-.- No data available at this section
- NA No data available



Horse/Jockey Name	Mygirlgladys
Final Rank	10
Fastest Section Time (Section)	0:10.92 (1000m)
Top Speed [km/h] (Section)	67.6 (Overall)
Race State	Finished

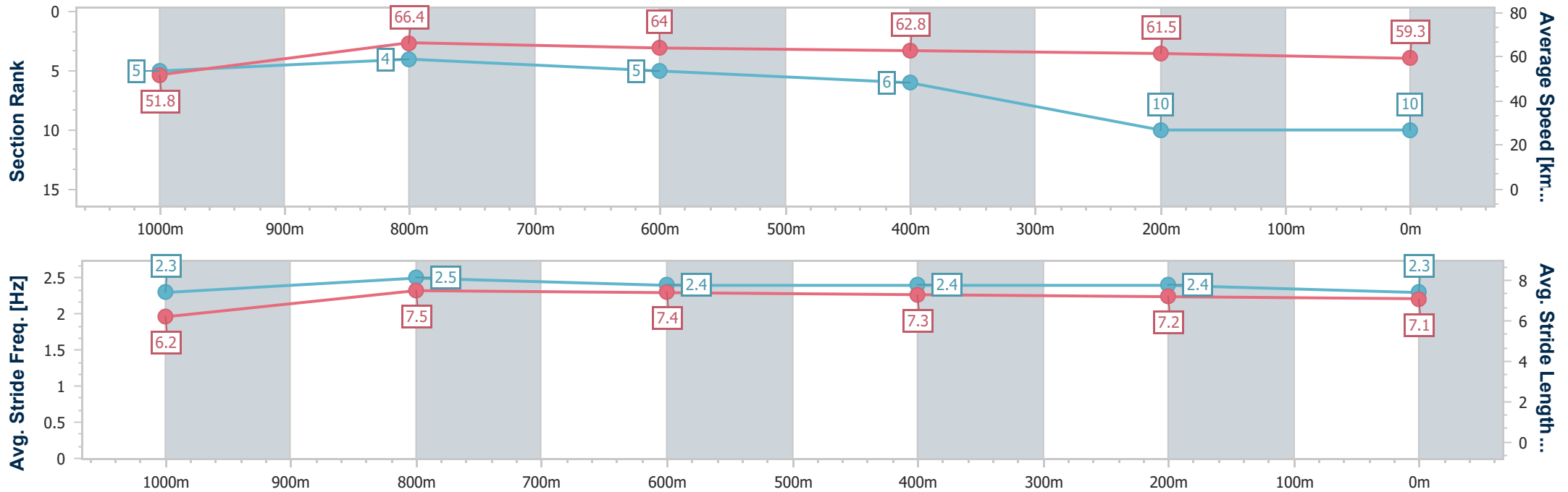


Aquis Park Gold Coast QLD Professional  
Race 8: Officiating at Aquis Class 2 Handicap - 1200m



05 October 2024 - 18:22  
Track Rating: Soft 5, Weather: Fine, Rail Position: +2m 900m-  
W/Post, True Remainder

Section	Overall	1000m	800m	600m	400m	200m
Section Times	1:11.41 [10] (0:13.89)	0:57.52 [5] (0:10.92)	0:46.60 [4] (0:11.27)	0:35.33 [5] (0:11.52)	0:23.81 [6] (0:11.69)	0:12.12 [10] (0:12.12)
Average Speed [km/h]	51.8	66.4	64.0	62.8	61.5	59.3
Top Speed [km/h]	67.6	67.1	66.6	63.5	62.7	61.9
Avg. Dist. to Rail [m]	2.4	1.8	0.8	0.5	2.9	4.8
Avg. Stride Freq. [Hz]	2.3	2.5	2.4	2.4	2.4	2.3
Avg. Stride Length [m]	6.2	7.5	7.4	7.3	7.2	7.1



- [ ] Ranking at each section and finish
- .-.- No data available at this section
- NA No data available