



**Aquis Park Gold Coast QLD Professional**  
**Race 2: Thank You Steve Wilson RQ Chairman BENCHMARK 60**  
**Handicap - 1800m**  
**05 October 2024 - 14:49**



Track Rating: Soft, Weather: Fine, Rail Position: +2m 900m-W/Post, True Remainder

Section		Overall	1600m	1400m	1200m	1000m	800m	600m	Last 600m				
Field Times		1:50.65 (0:13.57)	1:37.08 (0:12.19)	1:24.89 (0:11.70)	1:13.19 (0:11.39)	1:01.80 (0:11.81)	0:49.99 (0:11.90)	0:38.09 (0:12.32)	0:38.09				
Rank	TAB Horse/Jockey	Barrier	Top Speed [km/h]	Fastest Section									Distance Travelled [m]
1	3 <b>BLAGNY</b> Micheal Hellyer	9	64.3 1200m	0:11.27 1200m	1:50.65 [1] (0:14.23)	1:36.42 [7] (0:12.37)	1:24.05 [8] (0:11.74)	1:12.31 [7] (0:11.27)	1:01.04 [7] (0:11.83)	0:49.21 [7] (0:11.81)	0:37.40 [6] (0:12.06)	0:37.40	
2	10 <b>GOING TO THE SUN</b> Nathan Thomas	10	65.6 1200m	0:11.19 1200m	1:50.67 [2] (0:14.44)	1:36.23 [9] (0:12.40)	1:23.83 [9] (0:11.87)	1:11.96 [9] (0:11.19)	1:00.77 [9] (0:11.79)	0:48.98 [9] (0:11.83)	0:37.15 [8] (0:12.00)	0:37.15	-1
3	4 <b>LISSARO</b> Jason Taylor	3	64.3 1200m	0:11.33 1200m	1:50.71 [3] (0:14.06)	1:36.65 [6] (0:12.25)	1:24.40 [6] (0:11.76)	1:12.64 [5] (0:11.33)	1:01.31 [5] (0:11.85)	0:49.46 [5] (0:11.92)	0:37.54 [5] (0:11.98)	0:37.54	-5
4	5 <b>MISS SHU</b> Sean Cormack	1	64.8 1400m	0:11.44 1200m	1:50.73 [4] (0:13.69)	1:37.04 [2] (0:12.28)	1:24.76 [2] (0:11.69)	1:13.07 [3] (0:11.44)	1:01.63 [3] (0:11.80)	0:49.83 [3] (0:11.92)	0:37.91 [3] (0:12.23)	0:37.91	-10
5	2 <b>HIT 'EM UP</b> Jace McMurray	8	64.0 1200m	0:11.41 1200m	1:51.05 [5] (0:13.57)	1:37.48 [1] (0:12.19)	1:25.29 [1] (0:11.70)	1:13.59 [1] (0:11.41)	1:02.18 [2] (0:11.79)	0:50.39 [1] (0:11.90)	0:38.49 [1] (0:12.37)	0:38.49	-10
6	12 <b>BRIEF SOJOURN</b> Jade Hampson	6	64.3 1200m	0:11.29 1200m	1:51.05 [6] (0:13.88)	1:37.17 [4] (0:12.14)	1:25.03 [4] (0:11.54)	1:13.49 [2] (0:11.29)	1:02.20 [1] (0:11.86)	0:50.34 [2] (0:11.93)	0:38.41 [2] (0:12.24)	0:38.41	-3
7	6 <b>SEEYA LATER GATER</b> Rikki Jamieson	4	65.0 1200m	0:11.29 1200m	1:51.10 [7] (0:14.29)	1:36.81 [8] (0:12.28)	1:24.53 [7] (0:11.95)	1:12.58 [8] (0:11.29)	1:01.29 [8] (0:11.75)	0:49.54 [8] (0:12.01)	0:37.53 [9] (0:12.24)	0:37.53	-2
8	7 <b>ARISTELLA</b> Jai Williams	5	63.8 1200m	0:11.46 1200m	1:51.33 [8] (0:13.80)	1:37.53 [3] (0:12.20)	1:25.33 [3] (0:11.71)	1:13.62 [4] (0:11.46)	1:02.16 [4] (0:11.88)	0:50.28 [4] (0:11.84)	0:38.44 [4] (0:12.23)	0:38.44	-4
9	11 <b>AVOID THE MISSTRES</b> Corey Bayliss	7	64.8 1200m	0:11.43 1200m	1:52.19 [9] (0:14.55)	1:37.64 [10] (0:12.31)	1:25.33 [10] (0:11.95)	1:13.38 [10] (0:11.43)	1:01.95 [10] (0:11.73)	0:50.22 [10] (0:11.93)	0:38.29 [10] (0:12.32)	0:38.29	-3
10	1 <b>MAUI</b> Rob Thorburn	2	64.1 1200m	0:11.33 1200m	1:54.41 [10] (0:14.00)	1:40.41 [5] (0:12.26)	1:28.15 [5] (0:11.88)	1:16.27 [6] (0:11.33)	1:04.94 [6] (0:11.81)	0:53.13 [6] (0:11.99)	0:41.14 [7] (0:12.41)	0:41.14	-11

Scratched: Ready To Thunder (#9), Crimson Warning (#8)

[ ] Ranking at each section and finish  
 -:-:- No data available at this section  
 NA No data available  
 SCN Saddle cloth number  
 DNF Did not finish  
 DNT Did not track



**Aquis Park Gold Coast QLD Professional**  
**Race 2: Thank You Steve Wilson RQ Chairman BENCHMARK 60**  
**Handicap - 1800m**  
**05 October 2024 - 14:49**



Track Rating: Soft, Weather: Fine, Rail Position: +2m 900m-W/Post, True Remainder

Section				400m	200m			Last 600m		
Field Times				0:25.77 (0:12.80)	0:12.97 (0:12.97)			0:38.09		
Rank	TAB	Horse/Jockey	Barrier	Top Speed [km/h]	Fastest Section	Margin				Distance Travelled [m]
1	3	<b>BLAGNY</b> Micheal Hellyer	9	64.3 1200m	0:11.27 1200m	0:25.34 [6] (0:12.51)	0:12.83 [5] (0:12.83)	1:50.65	0:37.40	
2	10	<b>GOING TO THE SUN</b> Nathan Thomas	10	65.6 1200m	0:11.19 1200m	0:25.15 [7] (0:12.42)	0:12.73 [7] (0:12.73)	0.1L	0:37.15	-1
3	4	<b>LISSARO</b> Jason Taylor	3	64.3 1200m	0:11.33 1200m	0:25.56 [5] (0:12.53)	0:13.03 [1] (0:13.03)	0.3L	0:37.54	-5
4	5	<b>MISS SHU</b> Sean Cormack	1	64.8 1400m	0:11.44 1200m	0:25.68 [3] (0:12.66)	0:13.02 [2] (0:13.02)	0.4L	0:37.91	-10
5	2	<b>HIT 'EM UP</b> Jace McMurray	8	64.0 1200m	0:11.41 1200m	0:26.12 [2] (0:12.81)	0:13.31 [3] (0:13.31)	2.2L	0:38.49	-10
6	12	<b>BRIEF SOJOURN</b> Jade Hampson	6	64.3 1200m	0:11.29 1200m	0:26.17 [1] (0:12.90)	0:13.27 [4] (0:13.27)	2.3L	0:38.41	-3
7	6	<b>SEEYA LATER GATER</b> Rikki Jamieson	4	65.0 1200m	0:11.29 1200m	0:25.29 [9] (0:12.53)	0:12.76 [8] (0:12.76)	2.5L	0:37.53	-2
8	7	<b>ARISTELLA</b> Jai Williams	5	63.8 1200m	0:11.46 1200m	0:26.21 [4] (0:12.72)	0:13.49 [6] (0:13.49)	3.8L	0:38.44	-4
9	11	<b>AVOID THE MISSTRES</b> Corey Bayliss	7	64.8 1200m	0:11.43 1200m	0:25.97 [10] (0:12.62)	0:13.35 [9] (0:13.35)	8.8L	0:38.29	-3
10	1	<b>MAUI</b> Rob Thorburn	2	64.1 1200m	0:11.33 1200m	0:28.73 [8] (0:13.34)	0:15.39 [10] (0:15.39)	21.8L	0:41.14	-11

Scratched: Ready To Thunder (#9), Crimson Warning (#8)

[ ] Ranking at each section and finish  
 -:-:- No data available at this section  
 NA No data available

SCN Saddle cloth number  
 DNF Did not finish  
 DNT Did not track



Horse/Jockey Name	Blagny
Final Rank	1
Fastest Section Time (Section)	0:11.27 (1200m)
Top Speed [km/h] (Section)	64.3 (1200m)
Race State	Finished



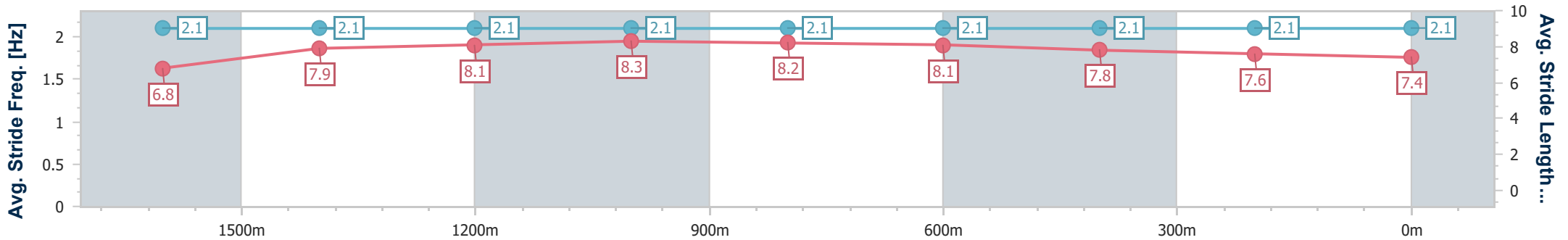
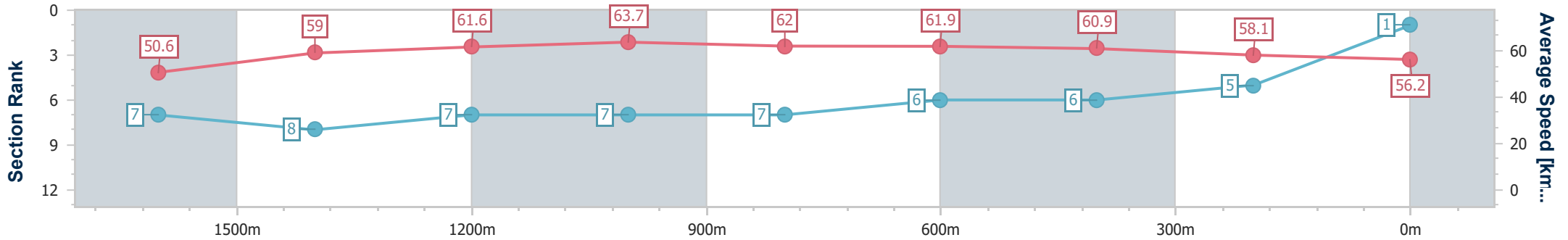
**Aquis Park Gold Coast QLD Professional**  
**Race 2: Thank You Steve Wilson RQ Chairman BENCHMARK**  
**60 Handicap - 1800m**



05 October 2024 - 14:49

Track Rating: Soft, Weather: Fine, Rail Position: +2m 900m-W/Post,  
 True Remainder

Section	Overall	1600m	1400m	1200m	1000m	800m	600m	400m	200m			
Section Times	1:50.65 [1] (0:14.23)	1:36.42 [7] (0:12.37)	1:24.05 [8] (0:11.74)	1:12.31 [7] (0:11.27)	1:01.04 [7] (0:11.83)	0:49.21 [7] (0:11.81)	0:37.40 [6] (0:12.06)	0:25.34 [6] (0:12.51)	0:12.83 [5] (0:12.83)			
Average Speed [km/h]	50.6	59.0	61.6	63.7	62.0	61.9	60.9	58.1	56.2			
Top Speed [km/h]	59.3	59.7	63.6	64.3	63.0	62.4	62.6	59.5	56.9			
Avg. Dist. to Rail [m]	5.6	2.3	1.7	2.0	3.0	4.3	4.1	7.9	10.7			
Avg. Stride Freq. [Hz]	2.1	2.1	2.1	2.1	2.1	2.1	2.1	2.1	2.1			
Avg. Stride Length [m]	6.8	7.9	8.1	8.3	8.2	8.1	7.8	7.6	7.4			



- [ ] Ranking at each section and finish
- .-.- No data available at this section
- NA No data available



Horse/Jockey Name	Going To The Sun
Final Rank	2
Fastest Section Time (Section)	0:11.19 (1200m)
Top Speed [km/h] (Section)	65.6 (1200m)
Race State	Finished



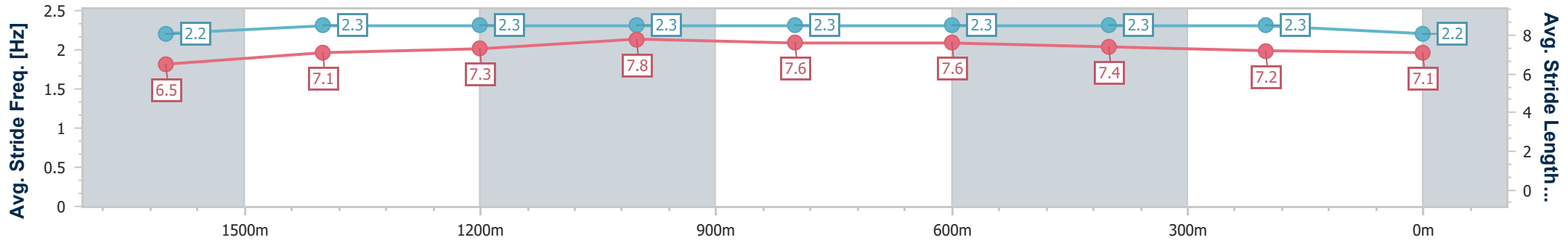
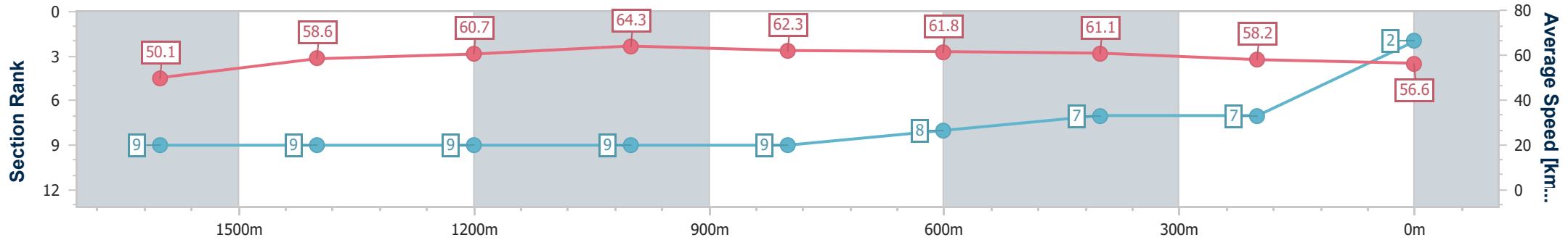
**Aquis Park Gold Coast QLD Professional**  
**Race 2: Thank You Steve Wilson RQ Chairman BENCHMARK**  
**60 Handicap - 1800m**



05 October 2024 - 14:49

Track Rating: Soft, Weather: Fine, Rail Position: +2m 900m-W/Post,  
 True Remainder

Section	Overall	1600m	1400m	1200m	1000m	800m	600m	400m	200m
Section Times	1:50.67 [2] (0:14.44)	1:36.23 [9] (0:12.40)	1:23.83 [9] (0:11.87)	1:11.96 [9] (0:11.19)	1:00.77 [9] (0:11.79)	0:48.98 [9] (0:11.83)	0:37.15 [8] (0:12.00)	0:25.15 [7] (0:12.42)	0:12.73 [7] (0:12.73)
Average Speed [km/h]	50.1	58.6	60.7	64.3	62.3	61.8	61.1	58.2	56.6
Top Speed [km/h]	57.9	60.1	63.2	65.6	62.9	62.7	62.5	59.3	57.6
Avg. Dist. to Rail [m]	6.5	1.9	1.5	1.9	3.3	4.2	3.3	6.8	8.2
Avg. Stride Freq. [Hz]	2.2	2.3	2.3	2.3	2.3	2.3	2.3	2.3	2.2
Avg. Stride Length [m]	6.5	7.1	7.3	7.8	7.6	7.6	7.4	7.2	7.1



- [ ] Ranking at each section and finish
- .-.- No data available at this section
- NA No data available



Horse/Jockey Name	Lissaro
Final Rank	3
Fastest Section Time (Section)	0:11.33 (1200m)
Top Speed [km/h] (Section)	64.3 (1200m)
Race State	Finished



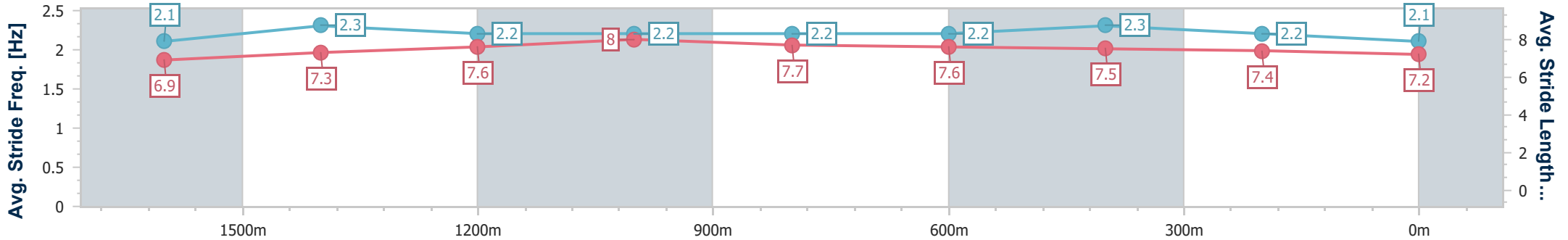
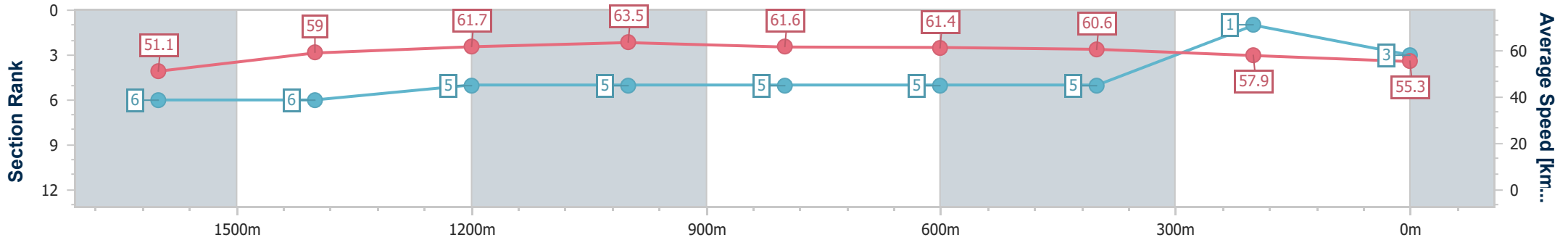
**Aquis Park Gold Coast QLD Professional**  
**Race 2: Thank You Steve Wilson RQ Chairman BENCHMARK**  
**60 Handicap - 1800m**



05 October 2024 - 14:49

Track Rating: Soft, Weather: Fine, Rail Position: +2m 900m-W/Post,  
 True Remainder

Section	Overall	1600m	1400m	1200m	1000m	800m	600m	400m	200m
Section Times	1:50.71 [3] (0:14.06)	1:36.65 [6] (0:12.25)	1:24.40 [6] (0:11.76)	1:12.64 [5] (0:11.33)	1:01.31 [5] (0:11.85)	0:49.46 [5] (0:11.92)	0:37.54 [5] (0:11.98)	0:25.56 [5] (0:12.53)	0:13.03 [1] (0:13.03)
Average Speed [km/h]	51.1	59.0	61.7	63.5	61.6	61.4	60.6	57.9	55.3
Top Speed [km/h]	60.9	60.9	63.8	64.3	62.3	61.9	61.8	59.4	56.5
Avg. Dist. to Rail [m]	1.2	1.5	2.0	1.9	2.6	3.9	2.4	5.9	8.5
Avg. Stride Freq. [Hz]	2.1	2.3	2.2	2.2	2.2	2.2	2.3	2.2	2.1
Avg. Stride Length [m]	6.9	7.3	7.6	8.0	7.7	7.6	7.5	7.4	7.2



- [ ] Ranking at each section and finish
- .-.- No data available at this section
- NA No data available



Horse/Jockey Name	Miss Shu
Final Rank	4
Fastest Section Time (Section)	0:11.44 (1200m)
Top Speed [km/h] (Section)	64.8 (1400m)
Race State	Finished



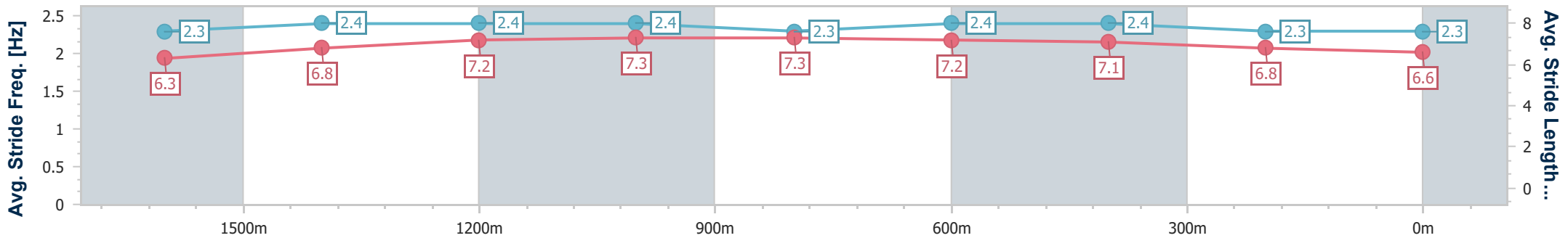
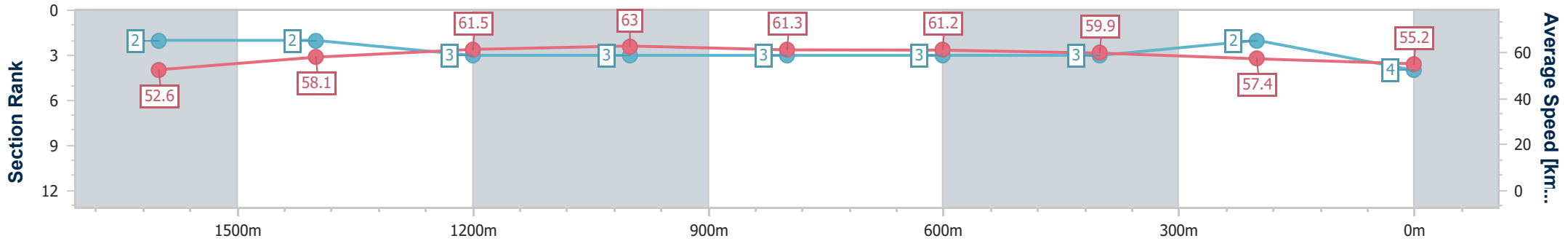
**Aquis Park Gold Coast QLD Professional**  
**Race 2: Thank You Steve Wilson RQ Chairman BENCHMARK**  
**60 Handicap - 1800m**



05 October 2024 - 14:49

Track Rating: Soft, Weather: Fine, Rail Position: +2m 900m-W/Post,  
 True Remainder

Section	Overall	1600m	1400m	1200m	1000m	800m	600m	400m	200m			
Section Times	1:50.73 [4] (0:13.69)	1:37.04 [2] (0:12.28)	1:24.76 [2] (0:11.69)	1:13.07 [3] (0:11.44)	1:01.63 [3] (0:11.80)	0:49.83 [3] (0:11.92)	0:37.91 [3] (0:12.23)	0:25.68 [3] (0:12.66)	0:13.02 [2] (0:13.02)			
Average Speed [km/h]	52.6	58.1	61.5	63.0	61.3	61.2	59.9	57.4	55.2			
Top Speed [km/h]	60.9	61.1	64.8	64.8	62.1	62.4	61.7	58.1	57.0			
Avg. Dist. to Rail [m]	1.3	1.1	0.4	0.6	1.7	3.2	3.5	3.9	3.6			
Avg. Stride Freq. [Hz]	2.3	2.4	2.4	2.4	2.3	2.4	2.4	2.3	2.3			
Avg. Stride Length [m]	6.3	6.8	7.2	7.3	7.3	7.2	7.1	6.8	6.6			



- [ ] Ranking at each section and finish
- .-.- No data available at this section
- NA No data available



Horse/Jockey Name	Hit 'Em Up
Final Rank	5
Fastest Section Time (Section)	0:11.41 (1200m)
Top Speed [km/h] (Section)	64.0 (1200m)
Race State	Finished



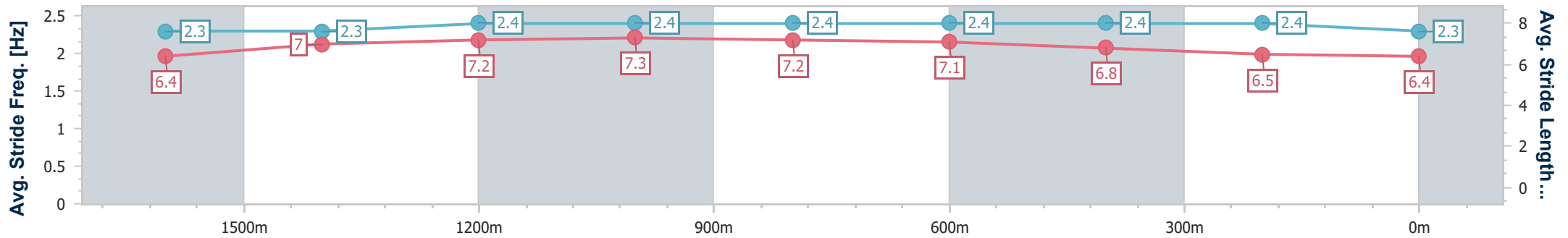
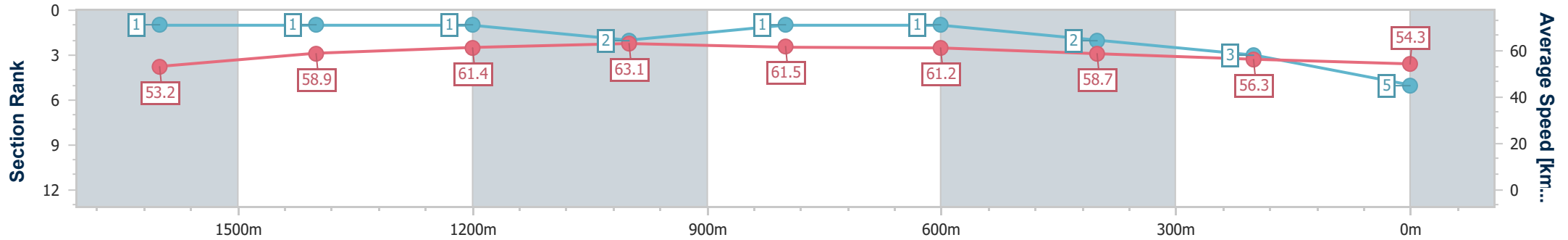
**Aquis Park Gold Coast QLD Professional**  
**Race 2: Thank You Steve Wilson RQ Chairman BENCHMARK**  
**60 Handicap - 1800m**



05 October 2024 - 14:49

Track Rating: Soft, Weather: Fine, Rail Position: +2m 900m-W/Post,  
 True Remainder

Section	Overall	1600m	1400m	1200m	1000m	800m	600m	400m	200m			
Section Times	1:51.05 [5] (0:13.57)	1:37.48 [1] (0:12.19)	1:25.29 [1] (0:11.70)	1:13.59 [1] (0:11.41)	1:02.18 [2] (0:11.79)	0:50.39 [1] (0:11.90)	0:38.49 [1] (0:12.37)	0:26.12 [2] (0:12.81)	0:13.31 [3] (0:13.31)			
Average Speed [km/h]	53.2	58.9	61.4	63.1	61.5	61.2	58.7	56.3	54.3			
Top Speed [km/h]	63.5	62.3	63.1	64.0	62.8	61.9	60.3	57.6	55.7			
Avg. Dist. to Rail [m]	4.5	0.6	0.4	0.2	1.7	3.0	1.9	3.3	4.7			
Avg. Stride Freq. [Hz]	2.3	2.3	2.4	2.4	2.4	2.4	2.4	2.4	2.3			
Avg. Stride Length [m]	6.4	7.0	7.2	7.3	7.2	7.1	6.8	6.5	6.4			



- [ ] Ranking at each section and finish
- .-.- No data available at this section
- NA No data available



Horse/Jockey Name	Brief Sojourn
Final Rank	6
Fastest Section Time (Section)	0:11.29 (1200m)
Top Speed [km/h] (Section)	64.3 (1200m)
Race State	Finished



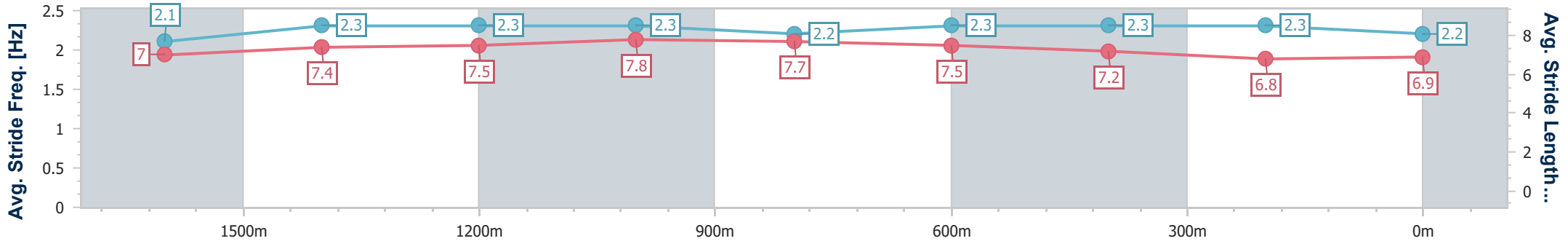
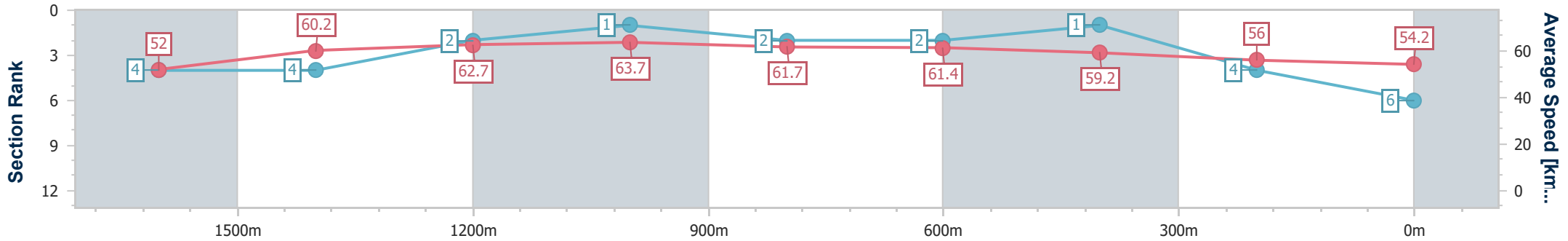
**Aquis Park Gold Coast QLD Professional**  
**Race 2: Thank You Steve Wilson RQ Chairman BENCHMARK**  
**60 Handicap - 1800m**



05 October 2024 - 14:49

Track Rating: Soft, Weather: Fine, Rail Position: +2m 900m-W/Post,  
 True Remainder

Section	Overall	1600m	1400m	1200m	1000m	800m	600m	400m	200m			
Section Times	1:51.05 [6] (0:13.88)	1:37.17 [4] (0:12.14)	1:25.03 [4] (0:11.54)	1:13.49 [2] (0:11.29)	1:02.20 [1] (0:11.86)	0:50.34 [2] (0:11.93)	0:38.41 [2] (0:12.24)	0:26.17 [1] (0:12.90)	0:13.27 [4] (0:13.27)			
Average Speed [km/h]	52.0	60.2	62.7	63.7	61.7	61.4	59.2	56.0	54.2			
Top Speed [km/h]	60.7	60.7	64.0	64.3	62.5	62.4	60.3	57.5	56.0			
Avg. Dist. to Rail [m]	3.3	2.5	2.6	3.3	3.5	4.0	1.5	4.0	5.4			
Avg. Stride Freq. [Hz]	2.1	2.3	2.3	2.3	2.2	2.3	2.3	2.3	2.2			
Avg. Stride Length [m]	7.0	7.4	7.5	7.8	7.7	7.5	7.2	6.8	6.9			



- [ ] Ranking at each section and finish
- .-.- No data available at this section
- NA No data available





Horse/Jockey Name	Seeya Later Gater
Final Rank	7
Fastest Section Time (Section)	0:11.29 (1200m)
Top Speed [km/h] (Section)	65.0 (1200m)
Race State	Finished



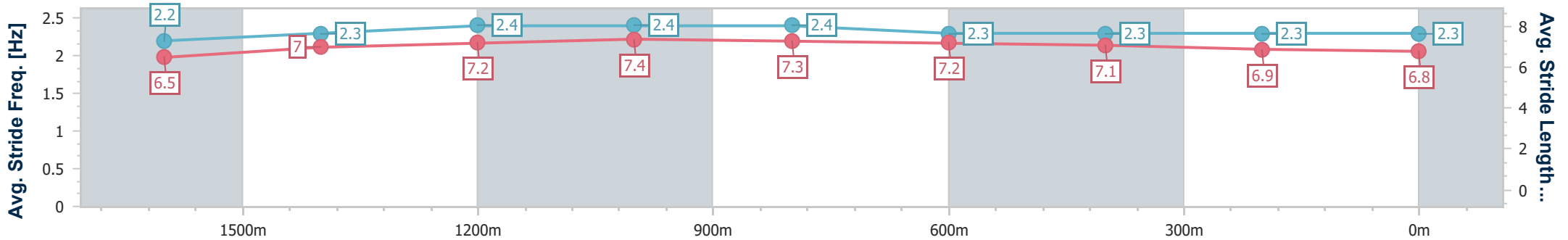
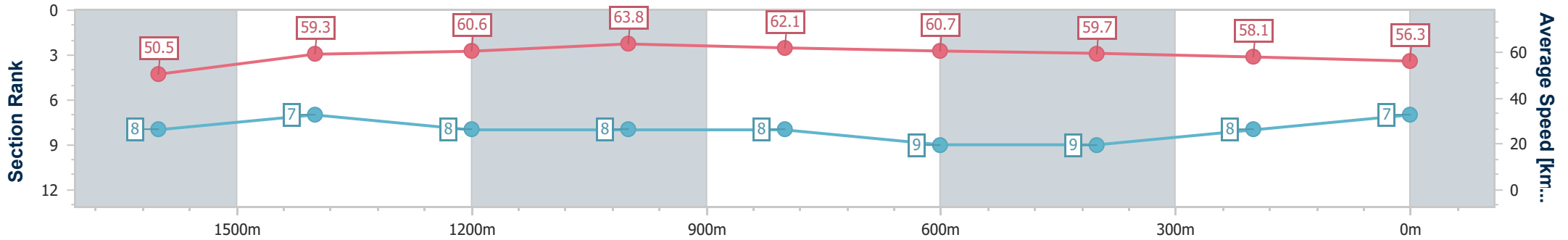
**Aquis Park Gold Coast QLD Professional**  
**Race 2: Thank You Steve Wilson RQ Chairman BENCHMARK**  
**60 Handicap - 1800m**



05 October 2024 - 14:49

Track Rating: Soft, Weather: Fine, Rail Position: +2m 900m-W/Post,  
 True Remainder

Section	Overall	1600m	1400m	1200m	1000m	800m	600m	400m	200m			
Section Times	1:51.10 [7] (0:14.29)	1:36.81 [8] (0:12.28)	1:24.53 [7] (0:11.95)	1:12.58 [8] (0:11.29)	1:01.29 [8] (0:11.75)	0:49.54 [8] (0:12.01)	0:37.53 [9] (0:12.24)	0:25.29 [9] (0:12.53)	0:12.76 [8] (0:12.76)			
Average Speed [km/h]	50.5	59.3	60.6	63.8	62.1	60.7	59.7	58.1	56.3			
Top Speed [km/h]	60.4	60.5	62.0	65.0	64.0	61.6	61.1	58.9	57.6			
Avg. Dist. to Rail [m]	2.1	1.7	3.1	2.4	2.6	4.0	2.7	6.1	4.1			
Avg. Stride Freq. [Hz]	2.2	2.3	2.4	2.4	2.4	2.3	2.3	2.3	2.3			
Avg. Stride Length [m]	6.5	7.0	7.2	7.4	7.3	7.2	7.1	6.9	6.8			



- [ ] Ranking at each section and finish
- .-.- No data available at this section
- NA No data available



Horse/Jockey Name	Aristella
Final Rank	8
Fastest Section Time (Section)	0:11.46 (1200m)
Top Speed [km/h] (Section)	63.8 (1200m)
Race State	Finished



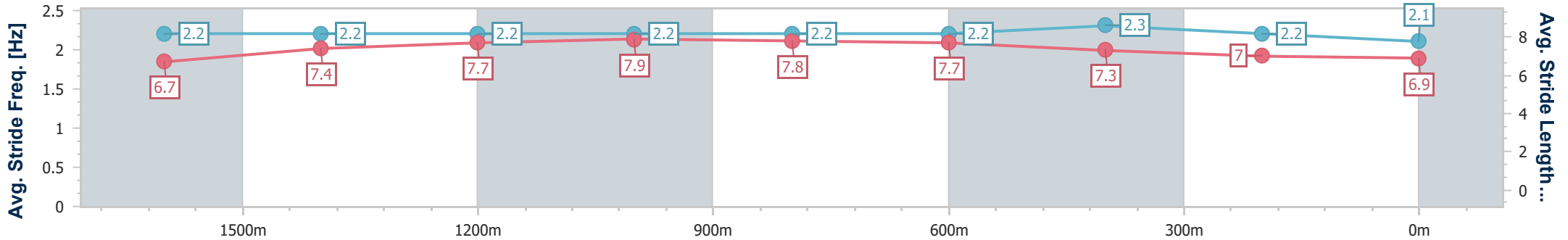
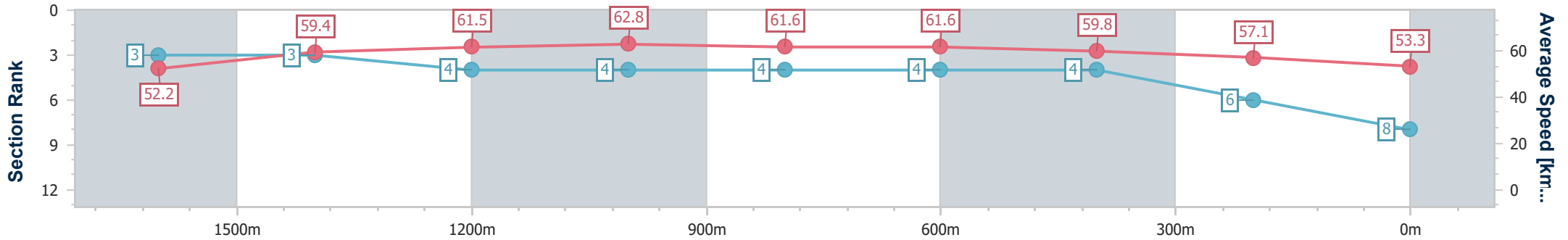
**Aquis Park Gold Coast QLD Professional**  
**Race 2: Thank You Steve Wilson RQ Chairman BENCHMARK**  
**60 Handicap - 1800m**



05 October 2024 - 14:49

Track Rating: Soft, Weather: Fine, Rail Position: +2m 900m-W/Post,  
 True Remainder

Section	Overall	1600m	1400m	1200m	1000m	800m	600m	400m	200m			
Section Times	1:51.33 [8] (0:13.80)	1:37.53 [3] (0:12.20)	1:25.33 [3] (0:11.71)	1:13.62 [4] (0:11.46)	1:02.16 [4] (0:11.88)	0:50.28 [4] (0:11.84)	0:38.44 [4] (0:12.23)	0:26.21 [4] (0:12.72)	0:13.49 [6] (0:13.49)			
Average Speed [km/h]	52.2	59.4	61.5	62.8	61.6	61.6	59.8	57.1	53.3			
Top Speed [km/h]	61.3	61.6	63.2	63.8	62.6	62.6	61.9	58.3	55.8			
Avg. Dist. to Rail [m]	1.7	1.3	1.4	2.0	2.7	3.7	3.0	5.0	6.1			
Avg. Stride Freq. [Hz]	2.2	2.2	2.2	2.2	2.2	2.2	2.3	2.2	2.1			
Avg. Stride Length [m]	6.7	7.4	7.7	7.9	7.8	7.7	7.3	7.0	6.9			



- [ ] Ranking at each section and finish
- .-.- No data available at this section
- NA No data available



Horse/Jockey Name	Avoid The Misstres
Final Rank	9
Fastest Section Time (Section)	0:11.43 (1200m)
Top Speed [km/h] (Section)	64.8 (1200m)
Race State	Finished



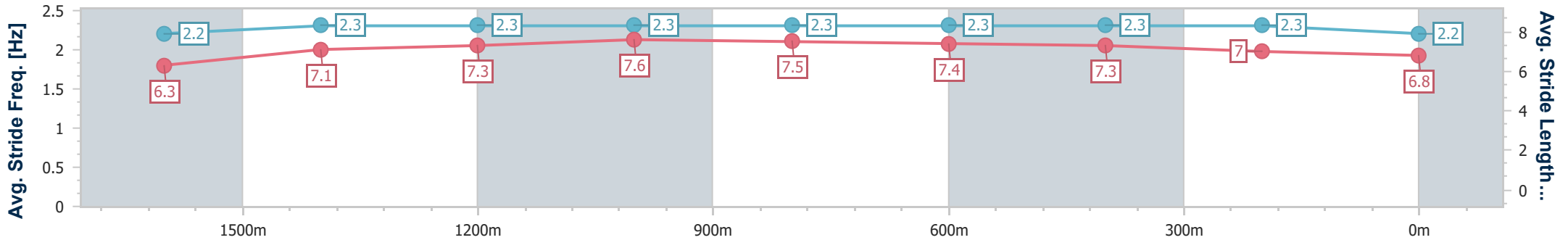
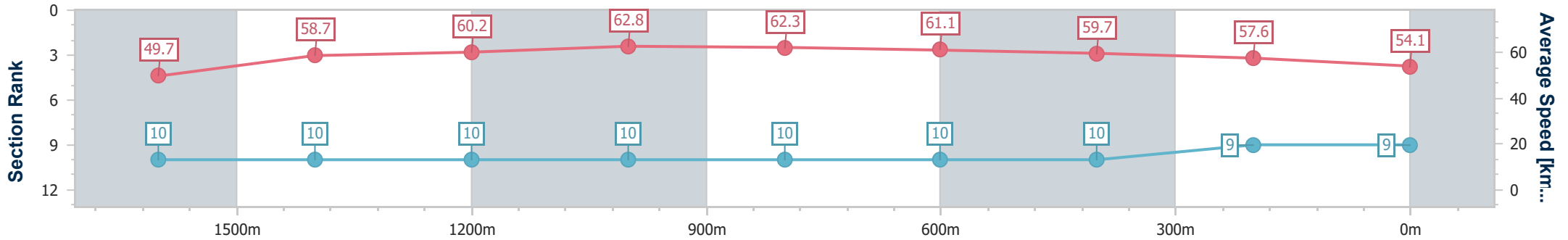
**Aquis Park Gold Coast QLD Professional**  
**Race 2: Thank You Steve Wilson RQ Chairman BENCHMARK**  
**60 Handicap - 1800m**



05 October 2024 - 14:49

Track Rating: Soft, Weather: Fine, Rail Position: +2m 900m-W/Post,  
 True Remainder

Section	Overall	1600m	1400m	1200m	1000m	800m	600m	400m	200m				
Section Times	1:52.19 [9] (0:14.55)	1:37.64 [10] (0:12.31)	1:25.33 [10] (0:11.95)	1:13.38 [10] (0:11.43)	1:01.95 [10] (0:11.73)	0:50.22 [10] (0:11.93)	0:38.29 [10] (0:12.32)	0:25.97 [10] (0:12.62)	0:13.35 [9] (0:13.35)				
Average Speed [km/h]	49.7	58.7	60.2	62.8	62.3	61.1	59.7	57.6	54.1				
Top Speed [km/h]	60.8	59.8	62.6	64.8	64.6	62.6	60.9	59.0	56.1				
Avg. Dist. to Rail [m]	2.9	1.1	0.6	1.4	2.3	3.0	4.0	9.5	10.8				
Avg. Stride Freq. [Hz]	2.2	2.3	2.3	2.3	2.3	2.3	2.3	2.3	2.2				
Avg. Stride Length [m]	6.3	7.1	7.3	7.6	7.5	7.4	7.3	7.0	6.8				



- [ ] Ranking at each section and finish
- .-.- No data available at this section
- NA No data available



Horse/Jockey Name	Maui
Final Rank	10
Fastest Section Time (Section)	0:11.33 (1200m)
Top Speed [km/h] (Section)	64.1 (1200m)
Race State	Finished



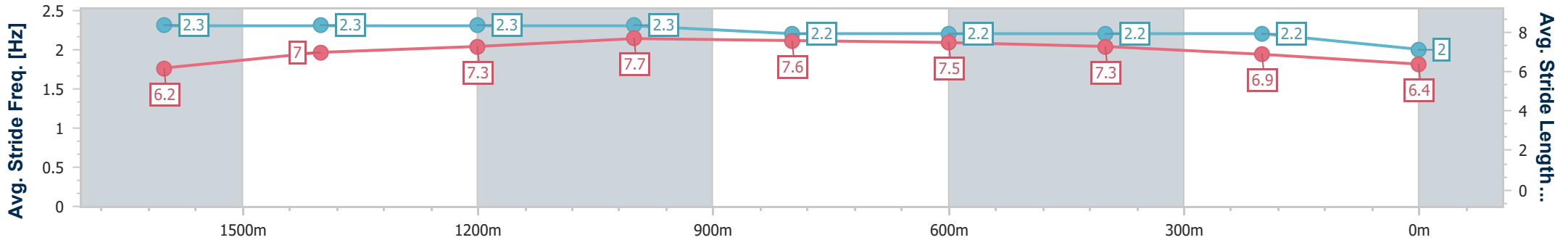
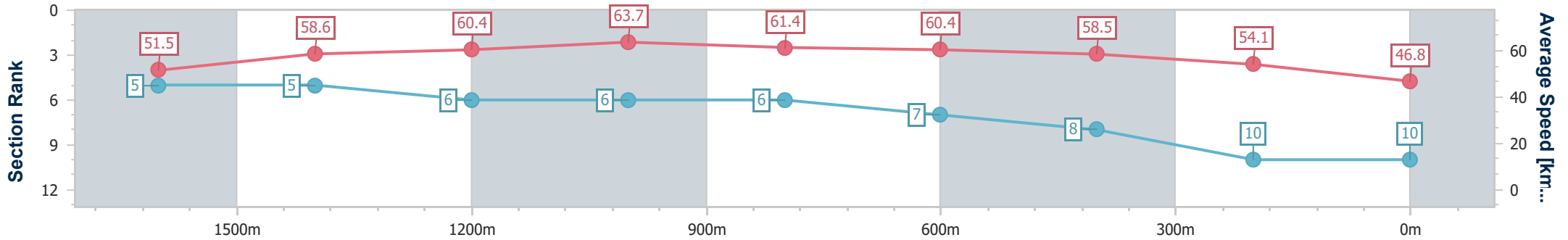
**Aquis Park Gold Coast QLD Professional**  
**Race 2: Thank You Steve Wilson RQ Chairman BENCHMARK**  
**60 Handicap - 1800m**



05 October 2024 - 14:49

Track Rating: Soft, Weather: Fine, Rail Position: +2m 900m-W/Post,  
 True Remainder

Section	Overall	1600m	1400m	1200m	1000m	800m	600m	400m	200m
Section Times	1:54.41 [10] (0:14.00)	1:40.41 [5] (0:12.26)	1:28.15 [5] (0:11.88)	1:16.27 [6] (0:11.33)	1:04.94 [6] (0:11.81)	0:53.13 [6] (0:11.99)	0:41.14 [7] (0:12.41)	0:28.73 [8] (0:13.34)	0:15.39 [10] (0:15.39)
Average Speed [km/h]	51.5	58.6	60.4	63.7	61.4	60.4	58.5	54.1	46.8
Top Speed [km/h]	61.8	61.1	62.8	64.1	62.7	61.3	59.6	55.9	51.4
Avg. Dist. to Rail [m]	0.9	0.8	0.3	0.2	1.6	2.3	1.4	2.7	2.7
Avg. Stride Freq. [Hz]	2.3	2.3	2.3	2.3	2.2	2.2	2.2	2.2	2.0
Avg. Stride Length [m]	6.2	7.0	7.3	7.7	7.6	7.5	7.3	6.9	6.4



- [ ] Ranking at each section and finish
- .-.- No data available at this section
- NA No data available