



# Sunshine Coast QLD Professional

## Race 3: Higgins Coatings Class 1 Handicap - 1000m

04 October 2024 - 18:51



Track Rating: Good 4, Weather: Fine, Rail Position: +5m Entire

Section		Overall						800m		600m		400m		200m		Last 600m	
Field Times		0:58.34 (0:12.96)						0:45.38 (0:10.62)		0:34.76 (0:11.35)		0:23.41 (0:11.45)		0:11.96 (0:11.96)		0:34.76	
Rank	TAB	Horse/Jockey	Barrier	Top Speed [km/h]	Fastest Section							Margin			Distance Travelled [m]		
1	4	ARISPHERE Angela Jones	11	69.6 800m	0:10.86 800m	0:58.34 [1] (0:13.21)	0:45.13 [5] (0:10.86)	0:34.27 [5] (0:11.37)	0:22.90 [5] (0:10.94)	0:11.96 [1] (0:11.96)	0:58.34		0:34.27				
2	5	PINK CASHMERE Cody Collis	7	69.6 Overall	0:10.69 800m	0:58.52 [2] (0:13.76)	0:44.76 [11] (0:10.69)	0:34.07 [9] (0:11.21)	0:22.86 [10] (0:10.97)	0:11.89 [4] (0:11.89)	1L		0:34.07	-11			
3	13	GALLERY MASTER Nathan Thomas	5	68.4 800m	0:10.82 800m	0:58.63 [3] (0:13.64)	0:44.99 [9] (0:10.82)	0:34.17 [10] (0:11.17)	0:23.00 [9] (0:11.12)	0:11.88 [8] (0:11.88)	1.5L		0:34.17	-7			
4	7	TORQUE ABOUT MAGIC Kyle Wilson-Taylor	2	68.1 Overall	0:10.98 800m	0:58.81 [4] (0:13.28)	0:45.53 [6] (0:10.98)	0:34.55 [6] (0:11.22)	0:23.33 [6] (0:11.19)	0:12.14 [5] (0:12.14)	2.5L		0:34.55	-10			
5	8	STEP ALONG Minonette Kennedy	6	71.4 800m	0:10.62 800m	0:58.92 [5] (0:12.96)	0:45.96 [1] (0:10.62)	0:35.34 [1] (0:11.46)	0:23.88 [2] (0:11.40)	0:12.48 [2] (0:12.48)	3L		0:35.34	-6			
6	3	CAMP LAND Martin Harley	9	70.3 800m	0:10.84 800m	0:59.23 [6] (0:13.07)	0:46.16 [3] (0:10.84)	0:35.32 [3] (0:11.37)	0:23.95 [4] (0:11.41)	0:12.54 [6] (0:12.54)	4.8L		0:35.32	-5			
7	6	PACIFIC PIRATE Tahlia Fenlon	10	68.9 800m	0:10.77 800m	0:59.28 [7] (0:13.74)	0:45.54 [10] (0:10.77)	0:34.77 [11] (0:11.27)	0:23.50 [11] (0:11.15)	0:12.35 [10] (0:12.35)	5L		0:34.77	-5			
8	2	HELL AND BACK James Orman	1	70.5 Overall	0:10.99 800m	0:59.29 [8] (0:13.29)	0:46.00 [7] (0:10.99)	0:35.01 [8] (0:11.34)	0:23.67 [7] (0:11.30)	0:12.37 [9] (0:12.37)	5.1L		0:35.01	-11			
9	1	MY NAME IS Les Tilley	3	72.1 Overall	0:10.54 800m	0:59.43 [9] (0:13.04)	0:46.39 [2] (0:10.54)	0:35.85 [1] (0:11.35)	0:24.50 [1] (0:11.56)	0:12.94 [3] (0:12.94)	5.9L		0:35.85	-11			
10	11	SAY WHEN SUTTY Rob Thorburn	4	70.7 Overall	0:10.86 800m	0:59.70 [10] (0:13.09)	0:46.61 [4] (0:10.86)	0:35.75 [4] (0:11.26)	0:24.49 [3] (0:11.53)	0:12.96 [7] (0:12.96)	7.4L		0:35.75	-9			

Scratched: Hearts Are Racing (#10), Apollo Ten (#9), Rasheed (#14)

[ ] Ranking at each section and finish  
 -:-:- No data available at this section  
 NA No data available  
 SCN Saddle cloth number  
 DNF Did not finish  
 DNT Did not track



**Sunshine Coast QLD Professional**  
**Race 3: Higgins Coatings Class 1 Handicap - 1000m**  
**04 October 2024 - 18:51**



Track Rating: Good 4, Weather: Fine, Rail Position: +5m Entire

Section		Overall	800m	600m	400m	200m	Last 600m					
Field Times		0:58.34 (0:12.96)	0:45.38 (0:10.62)	0:34.76 (0:11.35)	0:23.41 (0:11.45)	0:11.96 (0:11.96)	0:34.76					
Rank	TAB Horse/Jockey	Barrier	Top Speed [km/h]	Fastest Section	Margin			Distance Travelled [m]				
11	12 SEEYOU LATER Karl Zechner	8	69.4 Overall	0:10.98 800m	0:59.99 [11] (0:13.29)	0:46.70 [8] (0:10.98)	0:35.72 [7] (0:11.36)	0:24.36 [8] (0:11.48)	0:12.88 [11] (0:12.88)	8.9L	0:35.72	-4

Scratched: Hearts Are Racing (#10), Apollo Ten (#9), Rasheed (#14)

[ ] Ranking at each section and finish  
 -:-:- No data available at this section  
 NA No data available

SCN Saddle cloth number  
 DNF Did not finish  
 DNT Did not track



Horse/Jockey Name	Arisphere
Final Rank	1
Fastest Section Time (Section)	0:10.86 (800m)
Top Speed [km/h] (Section)	69.6 (800m)
Race State	Finished



### Sunshine Coast QLD Professional

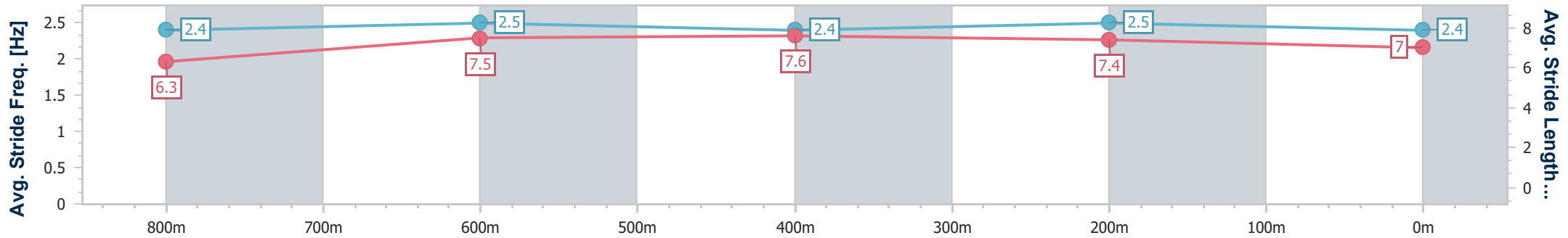
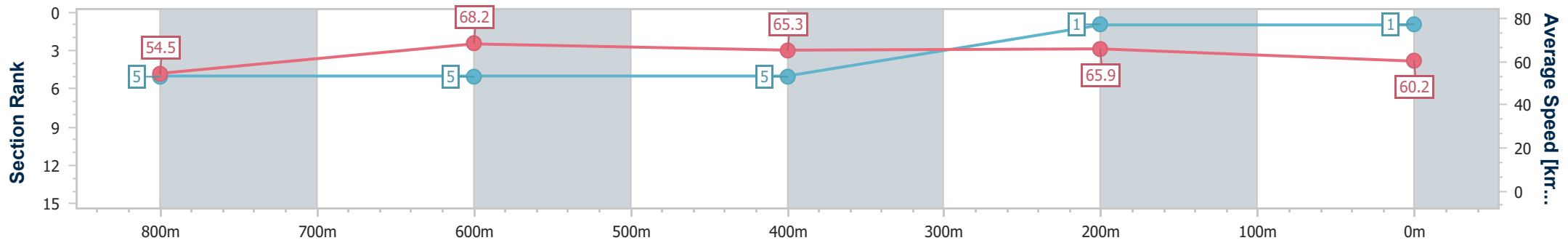
Race 3: Higgins Coatings Class 1 Handicap - 1000m



04 October 2024 - 18:51

Track Rating: Good 4, Weather: Fine, Rail Position: +5m Entire

Section	Overall	800m	600m	400m	200m
Section Times	0:58.34 [1] (0:13.21)	0:45.13 [5] (0:10.86)	0:34.27 [5] (0:11.37)	0:22.90 [5] (0:10.94)	0:11.96 [1] (0:11.96)
Average Speed [km/h]	54.5	68.2	65.3	65.9	60.2
Top Speed [km/h]	69.4	69.6	68.0	67.2	65.5
Avg. Dist. to Rail [m]	11.2	7.7	5.8	7.2	5.5
Avg. Stride Freq. [Hz]	2.4	2.5	2.4	2.5	2.4
Avg. Stride Length [m]	6.3	7.5	7.6	7.4	7.0



- [ ] Ranking at each section and finish
- .-.-.- No data available at this section
- NA No data available



Horse/Jockey Name	Pink Cashmere
Final Rank	2
Fastest Section Time (Section)	0:10.69 (800m)
Top Speed [km/h] (Section)	69.6 (Overall)
Race State	Finished



### Sunshine Coast QLD Professional

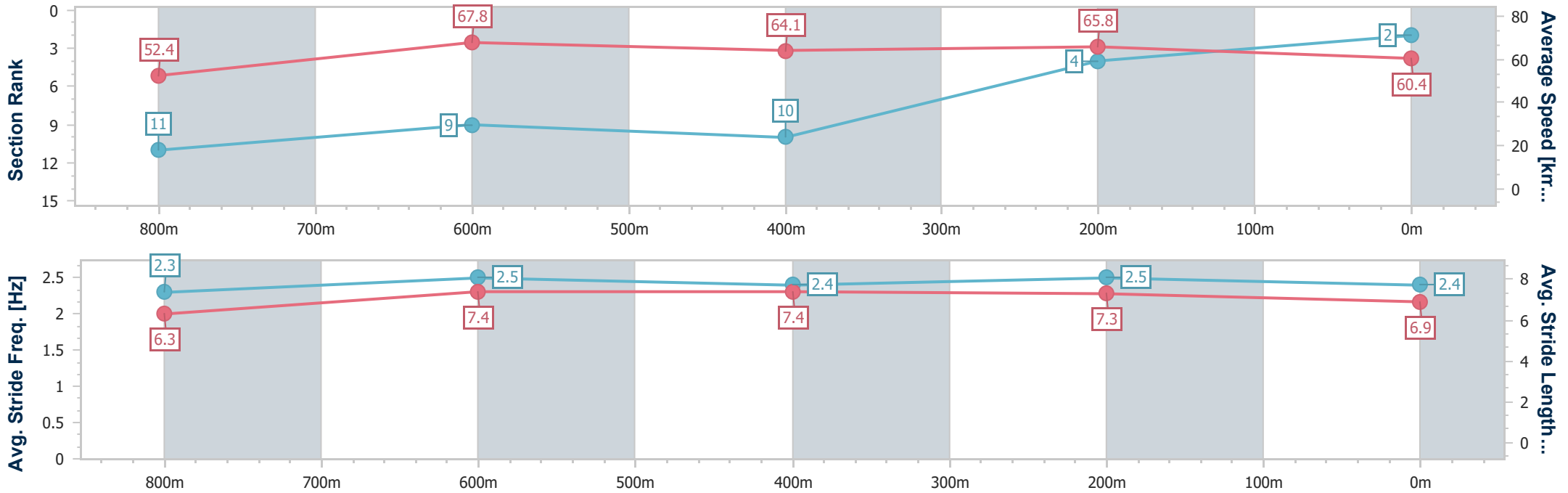
Race 3: Higgins Coatings Class 1 Handicap - 1000m



04 October 2024 - 18:51

Track Rating: Good 4, Weather: Fine, Rail Position: +5m Entire

Section	Overall	800m	600m	400m	200m
Section Times	0:58.52 [2] (0:13.76)	0:44.76 [11] (0:10.69)	0:34.07 [9] (0:11.21)	0:22.86 [10] (0:10.97)	0:11.89 [4] (0:11.89)
Average Speed [km/h]	52.4	67.8	64.1	65.8	60.4
Top Speed [km/h]	69.6	69.5	65.2	67.1	64.0
Avg. Dist. to Rail [m]	4.8	2.2	0.7	0.7	2.3
Avg. Stride Freq. [Hz]	2.3	2.5	2.4	2.5	2.4
Avg. Stride Length [m]	6.3	7.4	7.4	7.3	6.9



- [ ] Ranking at each section and finish
- .-.- No data available at this section
- NA No data available



Horse/Jockey Name	Gallery Master
Final Rank	3
Fastest Section Time (Section)	0:10.82 (800m)
Top Speed [km/h] (Section)	68.4 (800m)
Race State	Finished



Sunshine Coast QLD Professional

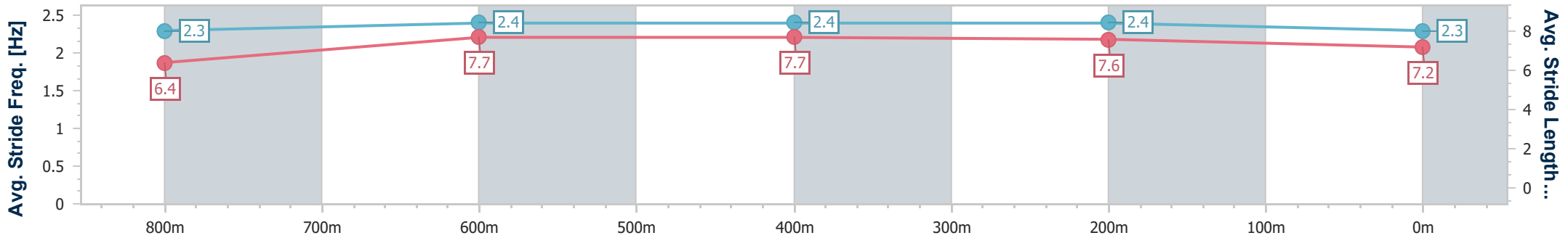
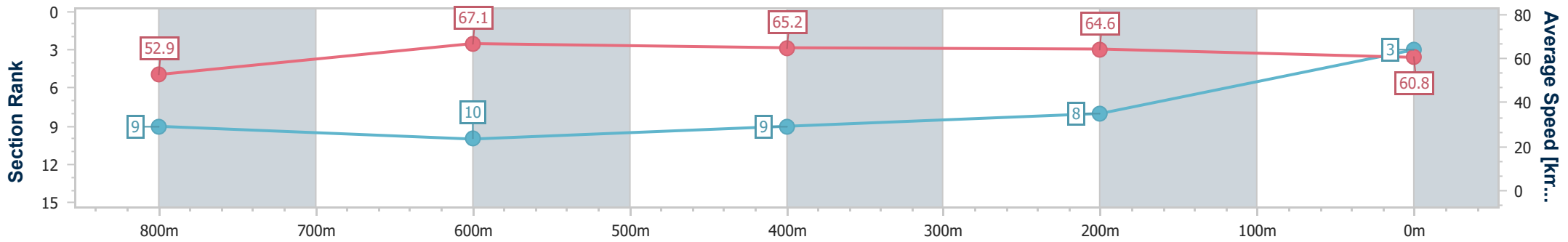
Race 3: Higgins Coatings Class 1 Handicap - 1000m



04 October 2024 - 18:51

Track Rating: Good 4, Weather: Fine, Rail Position: +5m Entire

Section	Overall	800m	600m	400m	200m
Section Times	0:58.63 [3] (0:13.64)	0:44.99 [9] (0:10.82)	0:34.17 [10] (0:11.17)	0:23.00 [9] (0:11.12)	0:11.88 [8] (0:11.88)
Average Speed [km/h]	52.9	67.1	65.2	64.6	60.8
Top Speed [km/h]	67.9	68.4	65.7	65.8	62.9
Avg. Dist. to Rail [m]	5.2	3.1	1.6	4.9	6.8
Avg. Stride Freq. [Hz]	2.3	2.4	2.4	2.4	2.3
Avg. Stride Length [m]	6.4	7.7	7.7	7.6	7.2



- [ ] Ranking at each section and finish
- .-.- No data available at this section
- NA No data available



Horse/Jockey Name	Torque About Magic
Final Rank	4
Fastest Section Time (Section)	0:10.98 (800m)
Top Speed [km/h] (Section)	68.1 (Overall)
Race State	Finished



### Sunshine Coast QLD Professional

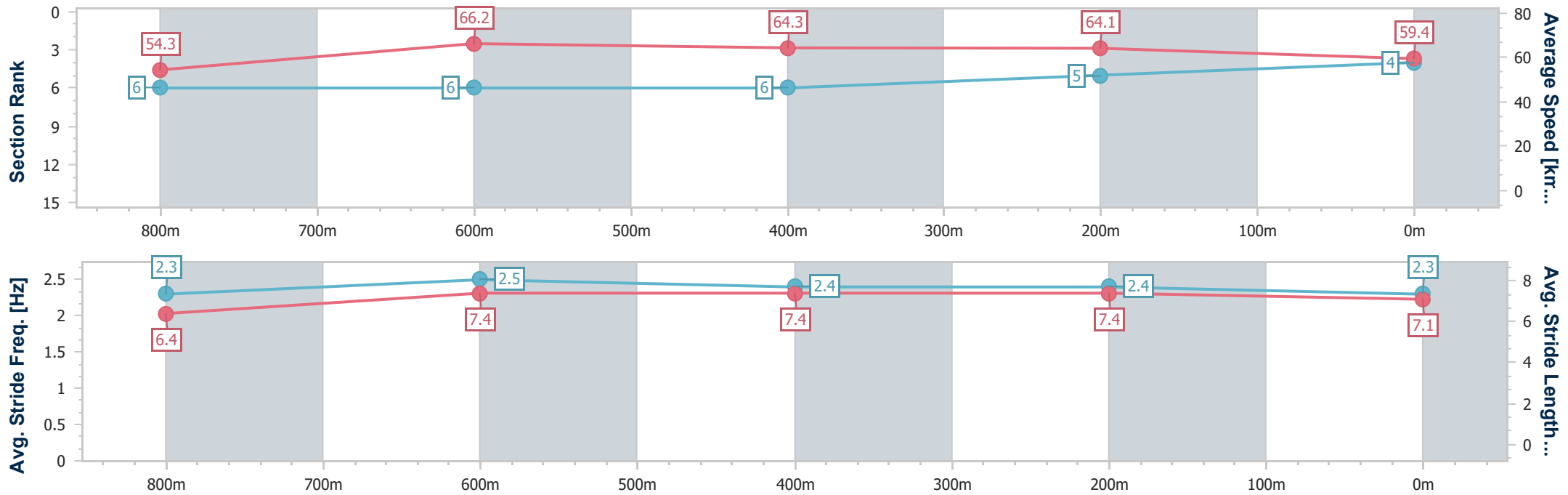
Race 3: Higgins Coatings Class 1 Handicap - 1000m



04 October 2024 - 18:51

Track Rating: Good 4, Weather: Fine, Rail Position: +5m Entire

Section	Overall	800m	600m	400m	200m
Section Times	0:58.81 [4] (0:13.28)	0:45.53 [6] (0:10.98)	0:34.55 [6] (0:11.22)	0:23.33 [6] (0:11.19)	0:12.14 [5] (0:12.14)
Average Speed [km/h]	54.3	66.2	64.3	64.1	59.4
Top Speed [km/h]	68.1	68.0	64.5	66.4	62.3
Avg. Dist. to Rail [m]	3.6	3.3	0.5	2.5	4.9
Avg. Stride Freq. [Hz]	2.3	2.5	2.4	2.4	2.3
Avg. Stride Length [m]	6.4	7.4	7.4	7.4	7.1



- [ ] Ranking at each section and finish
- .-.- No data available at this section
- NA No data available



Horse/Jockey Name	Step Along
Final Rank	5
Fastest Section Time (Section)	0:10.62 (800m)
Top Speed [km/h] (Section)	71.4 (800m)
Race State	Finished



### Sunshine Coast QLD Professional

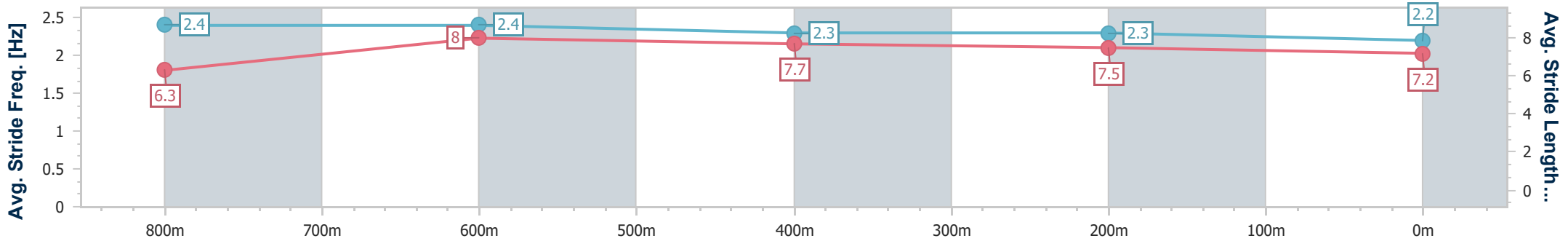
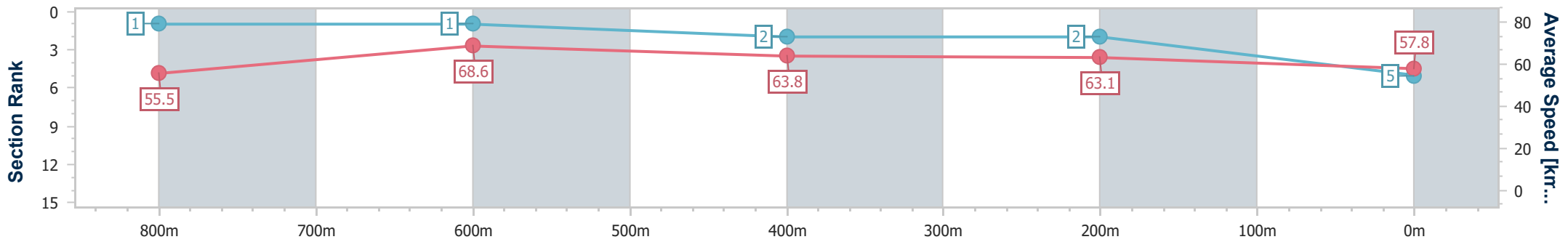
Race 3: Higgins Coatings Class 1 Handicap - 1000m



04 October 2024 - 18:51

Track Rating: Good 4, Weather: Fine, Rail Position: +5m Entire

Section	Overall	800m	600m	400m	200m
Section Times	0:58.92 [5] (0:12.96)	0:45.96 [1] (0:10.62)	0:35.34 [1] (0:11.46)	0:23.88 [2] (0:11.40)	0:12.48 [2] (0:12.48)
Average Speed [km/h]	55.5	68.6	63.8	63.1	57.8
Top Speed [km/h]	70.5	71.4	65.7	64.3	61.2
Avg. Dist. to Rail [m]	6.6	3.5	3.0	5.1	4.9
Avg. Stride Freq. [Hz]	2.4	2.4	2.3	2.3	2.2
Avg. Stride Length [m]	6.3	8.0	7.7	7.5	7.2



- [ ] Ranking at each section and finish
- .-.- No data available at this section
- NA No data available



Horse/Jockey Name	Camp Land
Final Rank	6
Fastest Section Time (Section)	0:10.84 (800m)
Top Speed [km/h] (Section)	70.3 (800m)
Race State	Finished



### Sunshine Coast QLD Professional

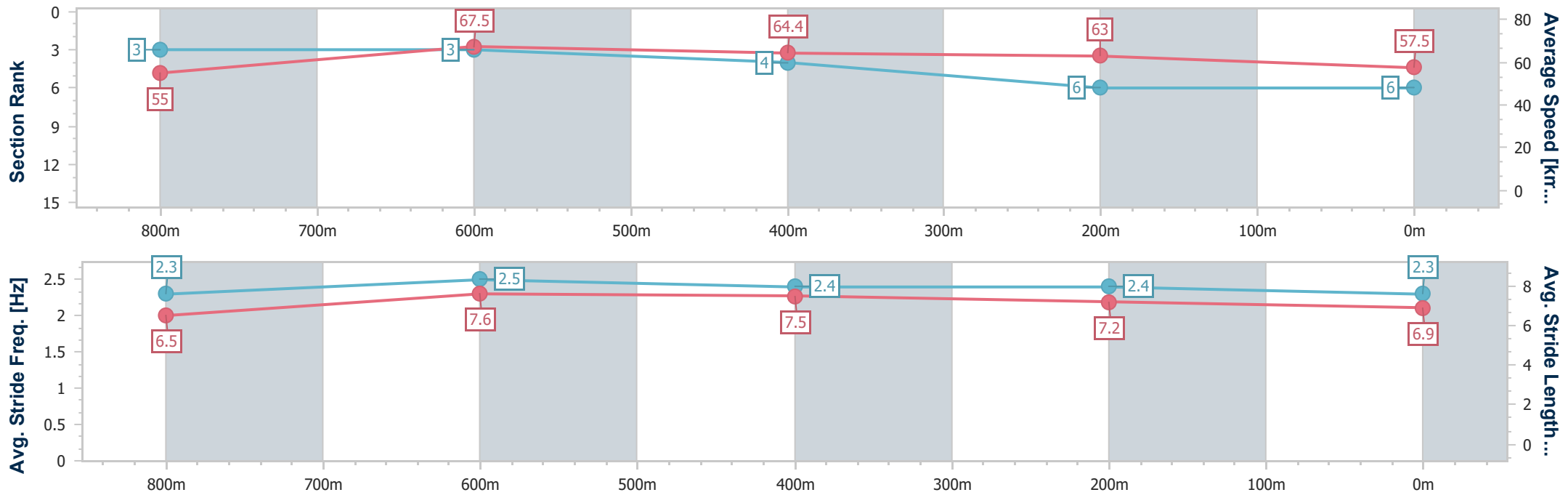
Race 3: Higgins Coatings Class 1 Handicap - 1000m

04 October 2024 - 18:51

Track Rating: Good 4, Weather: Fine, Rail Position: +5m Entire



Section	Overall	800m	600m	400m	200m
Section Times	0:59.23 [6] (0:13.07)	0:46.16 [3] (0:10.84)	0:35.32 [3] (0:11.37)	0:23.95 [4] (0:11.41)	0:12.54 [6] (0:12.54)
Average Speed [km/h]	55.0	67.5	64.4	63.0	57.5
Top Speed [km/h]	70.2	70.3	66.5	65.9	61.1
Avg. Dist. to Rail [m]	9.5	4.5	2.7	5.2	6.8
Avg. Stride Freq. [Hz]	2.3	2.5	2.4	2.4	2.3
Avg. Stride Length [m]	6.5	7.6	7.5	7.2	6.9



- [ ] Ranking at each section and finish
- .-.- No data available at this section
- NA No data available





Horse/Jockey Name	Pacific Pirate
Final Rank	7
Fastest Section Time (Section)	0:10.77 (800m)
Top Speed [km/h] (Section)	68.9 (800m)
Race State	Finished



Sunshine Coast QLD Professional

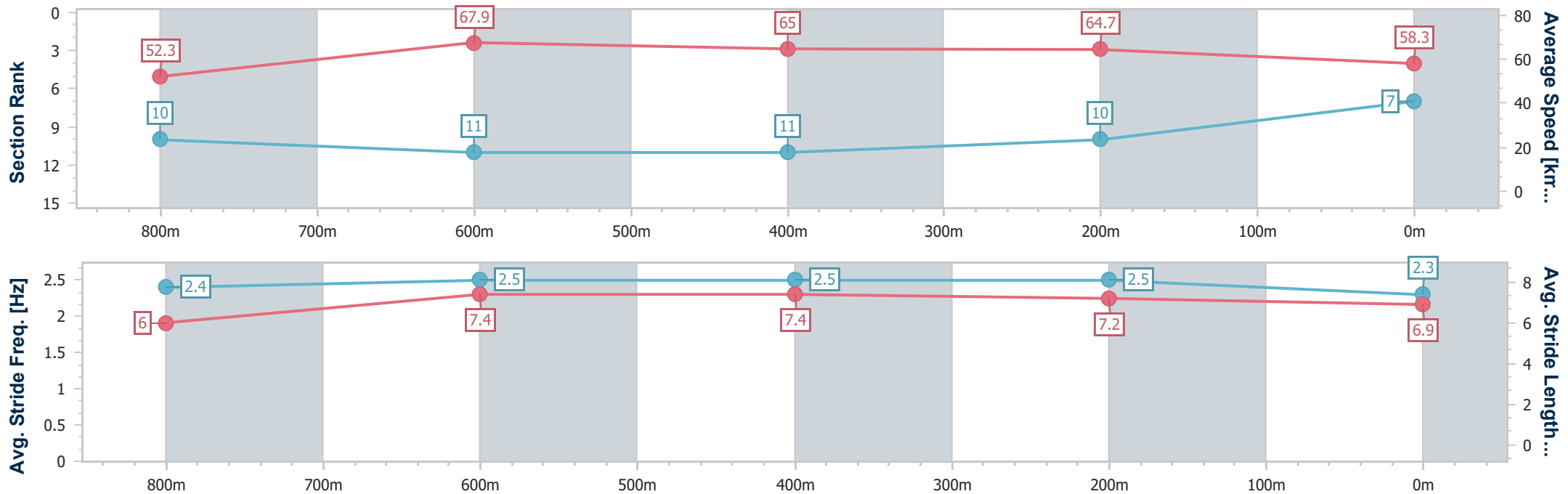
Race 3: Higgins Coatings Class 1 Handicap - 1000m



04 October 2024 - 18:51

Track Rating: Good 4, Weather: Fine, Rail Position: +5m Entire

Section	Overall	800m	600m	400m	200m
Section Times	0:59.28 [7] (0:13.74)	0:45.54 [10] (0:10.77)	0:34.77 [11] (0:11.27)	0:23.50 [11] (0:11.15)	0:12.35 [10] (0:12.35)
Average Speed [km/h]	52.3	67.9	65.0	64.7	58.3
Top Speed [km/h]	68.7	68.9	66.4	66.5	62.8
Avg. Dist. to Rail [m]	8.0	4.0	3.0	7.2	7.6
Avg. Stride Freq. [Hz]	2.4	2.5	2.5	2.5	2.3
Avg. Stride Length [m]	6.0	7.4	7.4	7.2	6.9



- [ ] Ranking at each section and finish
- .-.- No data available at this section
- NA No data available



Horse/Jockey Name	Hell And Back
Final Rank	8
Fastest Section Time (Section)	0:10.99 (800m)
Top Speed [km/h] (Section)	70.5 (Overall)
Race State	Finished



### Sunshine Coast QLD Professional

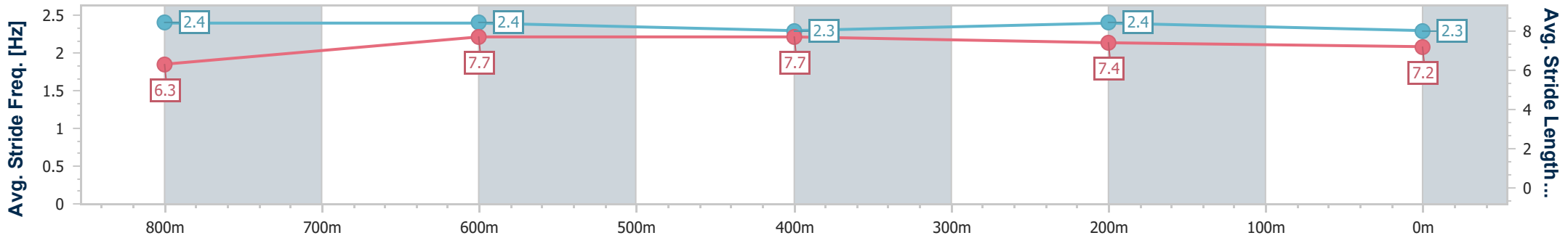
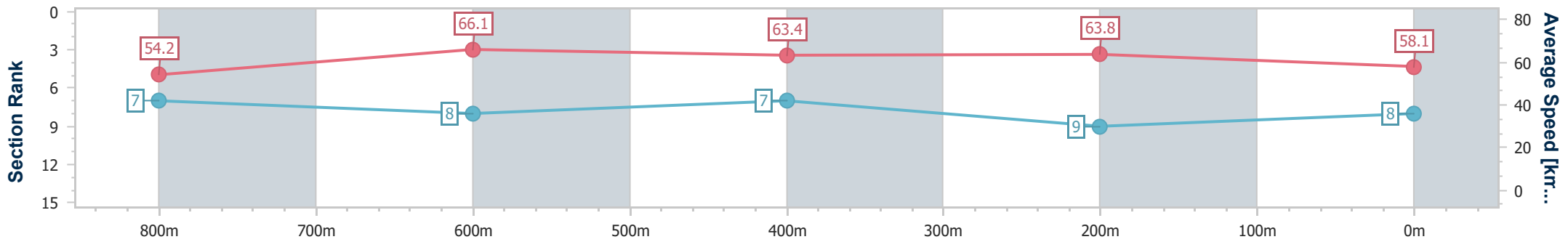
Race 3: Higgins Coatings Class 1 Handicap - 1000m



04 October 2024 - 18:51

Track Rating: Good 4, Weather: Fine, Rail Position: +5m Entire

Section	Overall	800m	600m	400m	200m
Section Times	0:59.29 [8] (0:13.29)	0:46.00 [7] (0:10.99)	0:35.01 [8] (0:11.34)	0:23.67 [7] (0:11.30)	0:12.37 [9] (0:12.37)
Average Speed [km/h]	54.2	66.1	63.4	63.8	58.1
Top Speed [km/h]	70.5	70.1	64.7	65.6	62.7
Avg. Dist. to Rail [m]	3.0	2.4	0.8	2.1	4.6
Avg. Stride Freq. [Hz]	2.4	2.4	2.3	2.4	2.3
Avg. Stride Length [m]	6.3	7.7	7.7	7.4	7.2



- [ ] Ranking at each section and finish
- .-.- No data available at this section
- NA No data available



Horse/Jockey Name	My Name Is
Final Rank	9
Fastest Section Time (Section)	0:10.54 (800m)
Top Speed [km/h] (Section)	72.1 (Overall)
Race State	Finished



Sunshine Coast QLD Professional

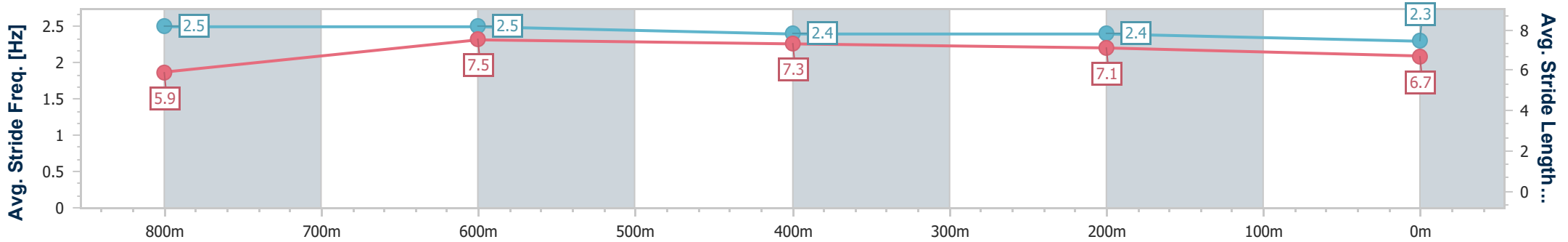
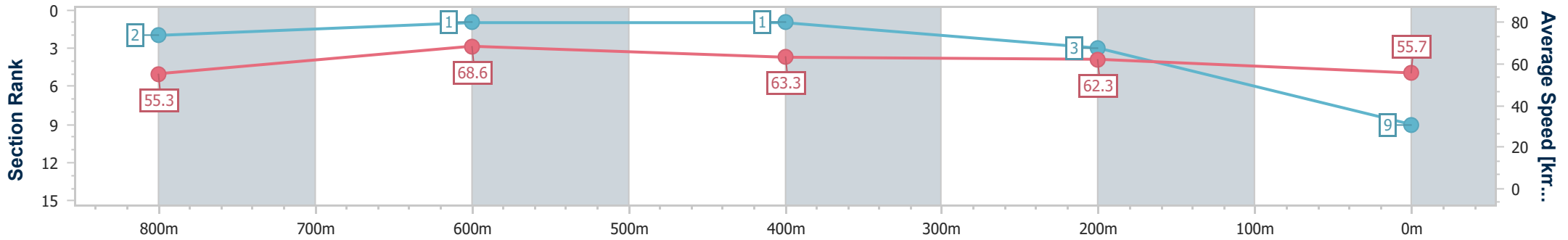
Race 3: Higgins Coatings Class 1 Handicap - 1000m



04 October 2024 - 18:51

Track Rating: Good 4, Weather: Fine, Rail Position: +5m Entire

Section	Overall	800m	600m	400m	200m
Section Times	0:59.43 [9] (0:13.04)	0:46.39 [2] (0:10.54)	0:35.85 [1] (0:11.35)	0:24.50 [1] (0:11.56)	0:12.94 [3] (0:12.94)
Average Speed [km/h]	55.3	68.6	63.3	62.3	55.7
Top Speed [km/h]	72.1	72.0	65.6	63.9	60.8
Avg. Dist. to Rail [m]	4.1	1.5	0.2	2.1	2.0
Avg. Stride Freq. [Hz]	2.5	2.5	2.4	2.4	2.3
Avg. Stride Length [m]	5.9	7.5	7.3	7.1	6.7



- [ ] Ranking at each section and finish
- .-.- No data available at this section
- NA No data available



Horse/Jockey Name	Say When Suttly
Final Rank	10
Fastest Section Time (Section)	0:10.86 (800m)
Top Speed [km/h] (Section)	70.7 (Overall)
Race State	Finished



### Sunshine Coast QLD Professional

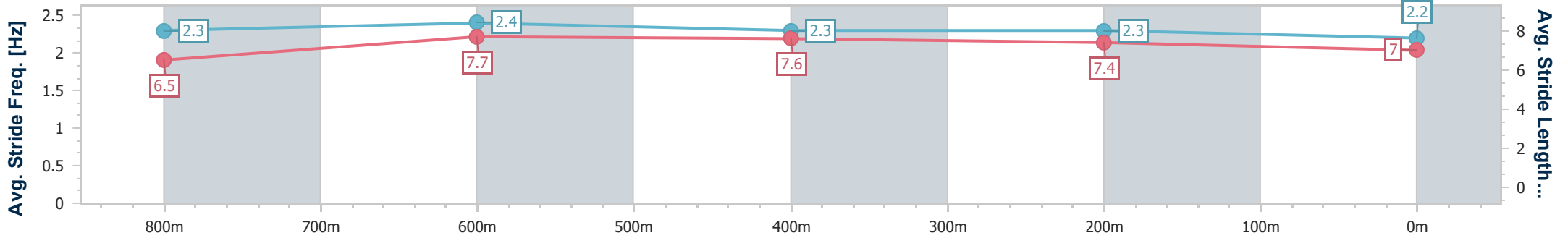
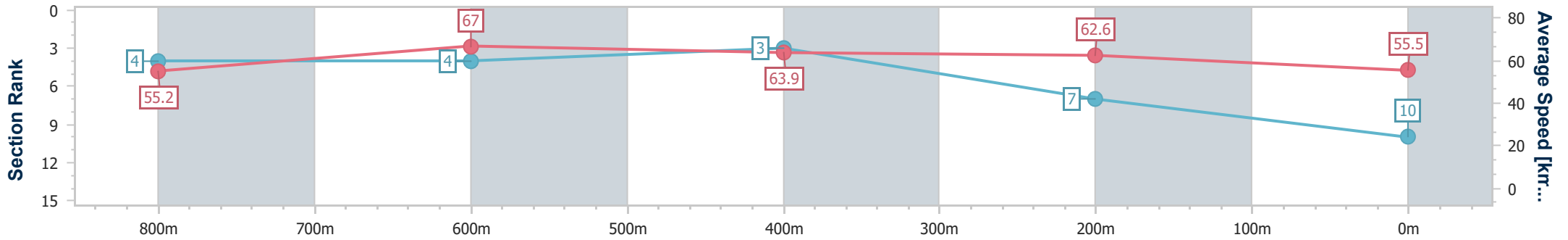
Race 3: Higgins Coatings Class 1 Handicap - 1000m



04 October 2024 - 18:51

Track Rating: Good 4, Weather: Fine, Rail Position: +5m Entire

Section	Overall	800m	600m	400m	200m
Section Times	0:59.70 [10] (0:13.09)	0:46.61 [4] (0:10.86)	0:35.75 [4] (0:11.26)	0:24.49 [3] (0:11.53)	0:12.96 [7] (0:12.96)
Average Speed [km/h]	55.2	67.0	63.9	62.6	55.5
Top Speed [km/h]	70.7	70.4	65.5	63.5	60.1
Avg. Dist. to Rail [m]	5.6	3.0	0.8	0.7	0.9
Avg. Stride Freq. [Hz]	2.3	2.4	2.3	2.3	2.2
Avg. Stride Length [m]	6.5	7.7	7.6	7.4	7.0



- [ ] Ranking at each section and finish
- .-.- No data available at this section
- NA No data available



Horse/Jockey Name	Seeyou Later
Final Rank	11
Fastest Section Time (Section)	0:10.98 (800m)
Top Speed [km/h] (Section)	69.4 (Overall)
Race State	Finished



Sunshine Coast QLD Professional

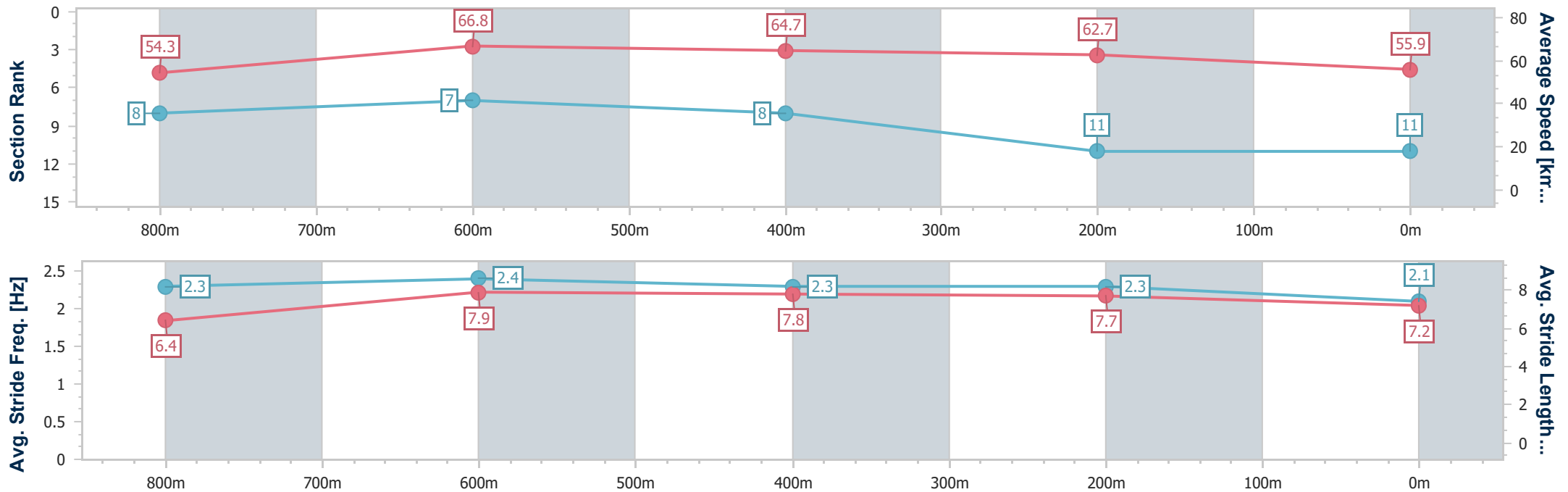
Race 3: Higgins Coatings Class 1 Handicap - 1000m

04 October 2024 - 18:51

Track Rating: Good 4, Weather: Fine, Rail Position: +5m Entire



Section	Overall	800m	600m	400m	200m
Section Times	0:59.99 [11] (0:13.29)	0:46.70 [8] (0:10.98)	0:35.72 [7] (0:11.36)	0:24.36 [8] (0:11.48)	0:12.88 [11] (0:12.88)
Average Speed [km/h]	54.3	66.8	64.7	62.7	55.9
Top Speed [km/h]	69.4	68.5	65.8	63.9	59.2
Avg. Dist. to Rail [m]	7.6	4.9	4.0	7.9	8.0
Avg. Stride Freq. [Hz]	2.3	2.4	2.3	2.3	2.1
Avg. Stride Length [m]	6.4	7.9	7.8	7.7	7.2



- [ ] Ranking at each section and finish
- .-.- No data available at this section
- NA No data available