



**Sunshine Coast QLD Professional**  
**Race 1: Marsh Advantage Insurance QTIS Three-Years-Old Maiden Plate**  
**- 1200m**  
**04 October 2024 - 17:41**



Track Rating: Good 4, Weather: Fine, Rail Position: +5m Entire

Section		Overall	1000m	800m	600m	400m	200m	Last 600m					
Field Times		1:12.99 (0:13.48)	0:59.51 (0:11.37)	0:48.14 (0:12.44)	0:35.70 (0:12.15)	0:23.55 (0:11.45)	0:12.10 (0:12.10)	0:35.70					
Rank	TAB Horse/Jockey	Barrier	Top Speed [km/h]	Fastest Section	Margin								Distance Travelled [m]
1	16 TREVATT COURT Kyle Wilson-Taylor	2	65.8 1000m	0:11.28 400m	1:12.99 [1] (0:13.62)	0:59.37 [5] (0:11.38)	0:47.99 [4] (0:12.60)	0:35.39 [5] (0:12.24)	0:23.15 [7] (0:11.28)	0:11.87 [3] (0:11.87)	1:12.99	0:35.39	
2	12 FASHION FLASH Trudy Thornton	7	66.5 Overall	0:11.42 1000m	1:13.04 [2] (0:13.84)	0:59.20 [6] (0:11.42)	0:47.78 [6] (0:12.45)	0:35.33 [7] (0:12.04)	0:23.29 [6] (0:11.49)	0:11.80 [6] (0:11.80)	0.2L	0:35.33	-2
3	6 RUINS OF ROME Tahlia Fenlon	11	65.7 1000m	0:11.13 400m	1:13.13 [3] (0:14.59)	0:58.54 [10] (0:11.42)	0:47.12 [10] (0:12.05)	0:35.07 [10] (0:12.14)	0:22.93 [10] (0:11.13)	0:11.80 [7] (0:11.80)	0.7L	0:35.07	+4
4	9 WHEEPER James Orman	3	68.5 Overall	0:11.37 1000m	1:13.26 [4] (0:13.48)	0:59.78 [1] (0:11.37)	0:48.41 [1] (0:12.44)	0:35.97 [1] (0:12.15)	0:23.82 [1] (0:11.45)	0:12.37 [1] (0:12.37)	1.2L	0:35.97	-3
5	17 RUNAWAY TYCOON Cejay Graham	4	66.6 1000m	0:11.40 1000m	1:13.30 [5] (0:13.54)	0:59.76 [2] (0:11.40)	0:48.36 [2] (0:12.39)	0:35.97 [2] (0:12.15)	0:23.82 [2] (0:11.61)	0:12.21 [2] (0:12.21)	1.4L	0:35.97	-1
6	11 AQUATIER Angela Jones	1	66.3 Overall	0:11.45 1000m	1:13.37 [6] (0:13.59)	0:59.78 [4] (0:11.45)	0:48.33 [5] (0:12.55)	0:35.78 [4] (0:12.12)	0:23.66 [4] (0:11.46)	0:12.20 [4] (0:12.20)	1.7L	0:35.78	+2
7	14 NUESTRA Rob Thorburn	10	66.1 Overall	0:11.50 1000m	1:13.55 [7] (0:14.11)	0:59.44 [9] (0:11.50)	0:47.94 [9] (0:12.12)	0:35.82 [8] (0:11.92)	0:23.90 [3] (0:11.57)	0:12.33 [5] (0:12.33)	2.7L	0:35.82	+6
8	19 ROYAL GLADIATOR Michael Rodd	8	64.7 Overall	0:11.49 1000m	1:13.65 [8] (0:13.86)	0:59.79 [7] (0:11.49)	0:48.30 [7] (0:12.36)	0:35.94 [6] (0:12.27)	0:23.67 [8] (0:11.62)	0:12.05 [9] (0:12.05)	3.2L	0:35.94	+2
9	8 STARWARD Cody Collis	5	67.0 1000m	0:11.42 1000m	1:13.94 [9] (0:13.58)	1:00.36 [3] (0:11.42)	0:48.94 [3] (0:12.54)	0:36.40 [3] (0:12.19)	0:24.21 [5] (0:11.66)	0:12.55 [8] (0:12.55)	4.7L	0:36.40	+4
10	7 RUSHDOWN Martin Harley	9	68.1 Overall	0:11.38 1000m	1:14.80 [10] (0:14.10)	1:00.70 [8] (0:11.38)	0:49.32 [8] (0:12.51)	0:36.81 [9] (0:12.10)	0:24.71 [9] (0:11.79)	0:12.92 [10] (0:12.92)	9.7L	0:36.81	+0

Scratched: Rockrata (#5), Fireupzous (#13), Andersen (#1), King Boom (#2), Praise You (#3), Ally (#10), Thormendous Miss (#15), Singed (#20), Ready Lightly (#4), Chilpur (#18), Girl Among Many (#21)

[ ] Ranking at each section and finish  
 -:-:- No data available at this section  
 NA No data available  
 SCN Saddle cloth number  
 DNF Did not finish  
 DNT Did not track



Horse/Jockey Name	Trevatt Court
Final Rank	1
Fastest Section Time (Section)	0:11.28 (400m)
Top Speed [km/h] (Section)	65.8 (1000m)
Race State	Finished



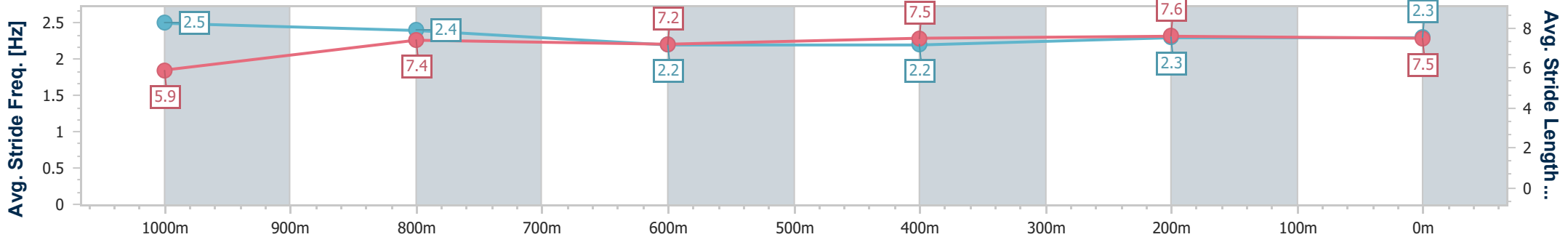
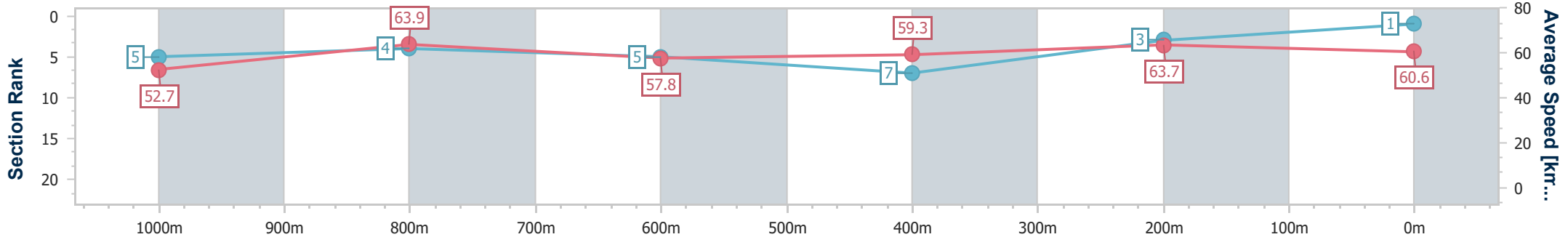
Sunshine Coast QLD Professional  
 Race 1: Marsh Advantage Insurance QTIS Three-Years-Old  
 Maiden Plate - 1200m



04 October 2024 - 17:41

Track Rating: Good 4, Weather: Fine, Rail Position: +5m Entire

Section	Overall	1000m	800m	600m	400m	200m
Section Times	1:12.99 [1] (0:13.62)	0:59.37 [5] (0:11.38)	0:47.99 [4] (0:12.60)	0:35.39 [5] (0:12.24)	0:23.15 [7] (0:11.28)	0:11.87 [3] (0:11.87)
Average Speed [km/h]	52.7	63.9	57.8	59.3	63.7	60.6
Top Speed [km/h]	65.5	65.8	60.2	62.9	65.5	63.0
Avg. Dist. to Rail [m]	4.1	3.3	2.0	1.1	2.9	5.1
Avg. Stride Freq. [Hz]	2.5	2.4	2.2	2.2	2.3	2.3
Avg. Stride Length [m]	5.9	7.4	7.2	7.5	7.6	7.5



- [ ] Ranking at each section and finish
- .-.- No data available at this section
- NA No data available



Horse/Jockey Name	Fashion Flash
Final Rank	2
Fastest Section Time (Section)	0:11.42 (1000m)
Top Speed [km/h] (Section)	66.5 (Overall)
Race State	Finished



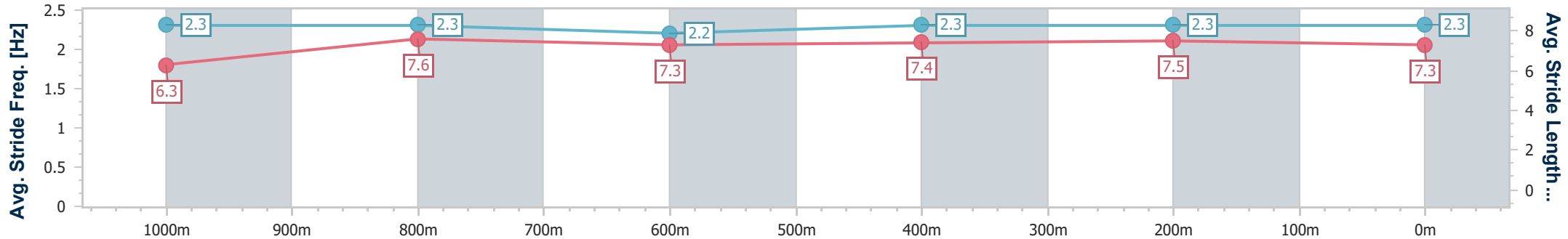
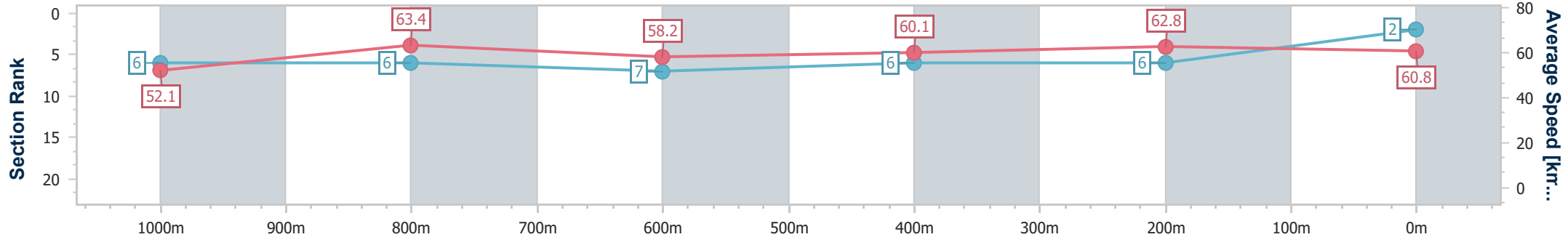
Sunshine Coast QLD Professional  
Race 1: Marsh Advantage Insurance QTIS Three-Years-Old  
Maiden Plate - 1200m



04 October 2024 - 17:41

Track Rating: Good 4, Weather: Fine, Rail Position: +5m Entire

Section	Overall	1000m	800m	600m	400m	200m
Section Times	1:13.04 [2] (0:13.84)	0:59.20 [6] (0:11.42)	0:47.78 [6] (0:12.45)	0:35.33 [7] (0:12.04)	0:23.29 [6] (0:11.49)	0:11.80 [6] (0:11.80)
Average Speed [km/h]	52.1	63.4	58.2	60.1	62.8	60.8
Top Speed [km/h]	66.5	65.2	60.7	62.5	64.1	62.8
Avg. Dist. to Rail [m]	5.8	1.8	1.4	0.8	2.2	5.0
Avg. Stride Freq. [Hz]	2.3	2.3	2.2	2.3	2.3	2.3
Avg. Stride Length [m]	6.3	7.6	7.3	7.4	7.5	7.3



- [ ] Ranking at each section and finish
- .-.- No data available at this section
- NA No data available



Horse/Jockey Name	Ruins Of Rome
Final Rank	3
Fastest Section Time (Section)	0:11.13 (400m)
Top Speed [km/h] (Section)	65.7 (1000m)
Race State	Finished



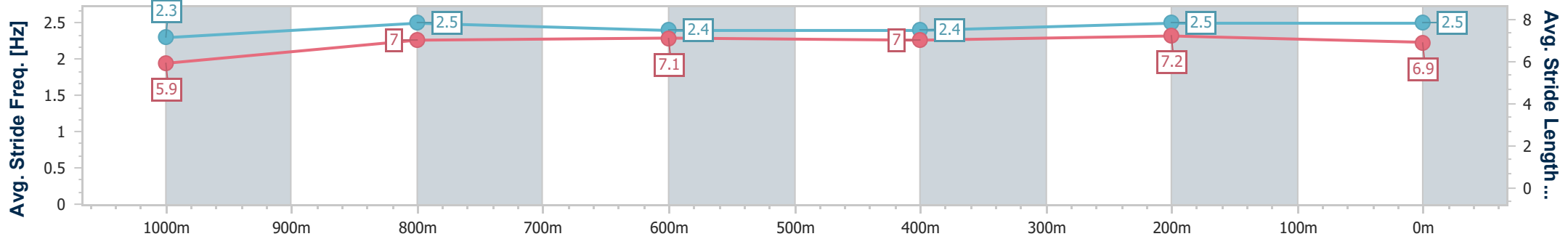
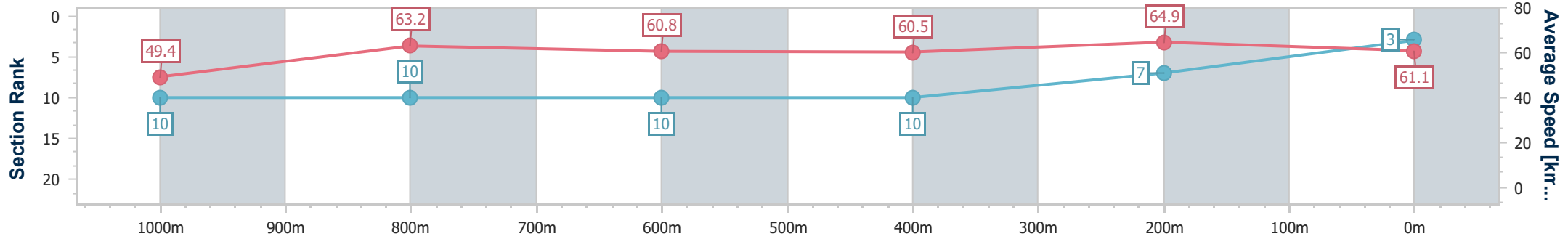
Sunshine Coast QLD Professional  
 Race 1: Marsh Advantage Insurance QTIS Three-Years-Old  
 Maiden Plate - 1200m



04 October 2024 - 17:41

Track Rating: Good 4, Weather: Fine, Rail Position: +5m Entire

Section	Overall	1000m	800m	600m	400m	200m
Section Times	1:13.13 [3] (0:14.59)	0:58.54 [10] (0:11.42)	0:47.12 [10] (0:12.05)	0:35.07 [10] (0:12.14)	0:22.93 [10] (0:11.13)	0:11.80 [7] (0:11.80)
Average Speed [km/h]	49.4	63.2	60.8	60.5	64.9	61.1
Top Speed [km/h]	62.9	65.7	62.9	62.8	65.4	64.1
Avg. Dist. to Rail [m]	9.9	1.8	2.6	3.7	5.7	8.1
Avg. Stride Freq. [Hz]	2.3	2.5	2.4	2.4	2.5	2.5
Avg. Stride Length [m]	5.9	7.0	7.1	7.0	7.2	6.9



- [ ] Ranking at each section and finish
- .-.- No data available at this section
- NA No data available



Horse/Jockey Name	Wheeper
Final Rank	4
Fastest Section Time (Section)	0:11.37 (1000m)
Top Speed [km/h] (Section)	68.5 (Overall)
Race State	Finished



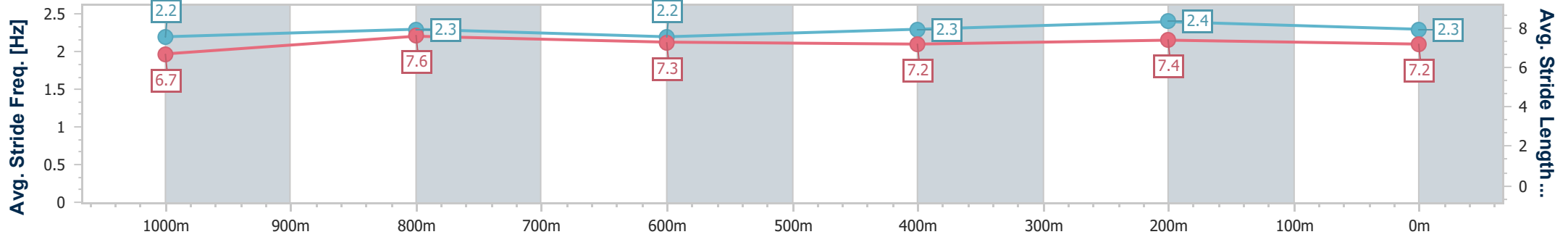
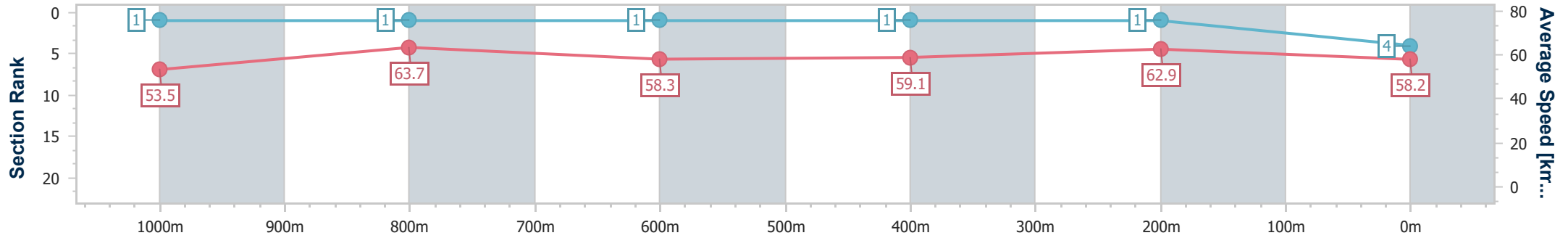
Sunshine Coast QLD Professional  
 Race 1: Marsh Advantage Insurance QTIS Three-Years-Old  
 Maiden Plate - 1200m



04 October 2024 - 17:41

Track Rating: Good 4, Weather: Fine, Rail Position: +5m Entire

Section	Overall	1000m	800m	600m	400m	200m
Section Times	1:13.26 [4] (0:13.48)	0:59.78 [1] (0:11.37)	0:48.41 [1] (0:12.44)	0:35.97 [1] (0:12.15)	0:23.82 [1] (0:11.45)	0:12.37 [1] (0:12.37)
Average Speed [km/h]	53.5	63.7	58.3	59.1	62.9	58.2
Top Speed [km/h]	68.5	67.1	60.0	61.6	64.4	61.5
Avg. Dist. to Rail [m]	5.5	3.0	0.8	0.1	0.9	2.0
Avg. Stride Freq. [Hz]	2.2	2.3	2.2	2.3	2.4	2.3
Avg. Stride Length [m]	6.7	7.6	7.3	7.2	7.4	7.2



- [ ] Ranking at each section and finish
- .-.- No data available at this section
- NA No data available



Horse/Jockey Name	Runaway Tycoon
Final Rank	5
Fastest Section Time (Section)	0:11.40 (1000m)
Top Speed [km/h] (Section)	66.6 (1000m)
Race State	Finished



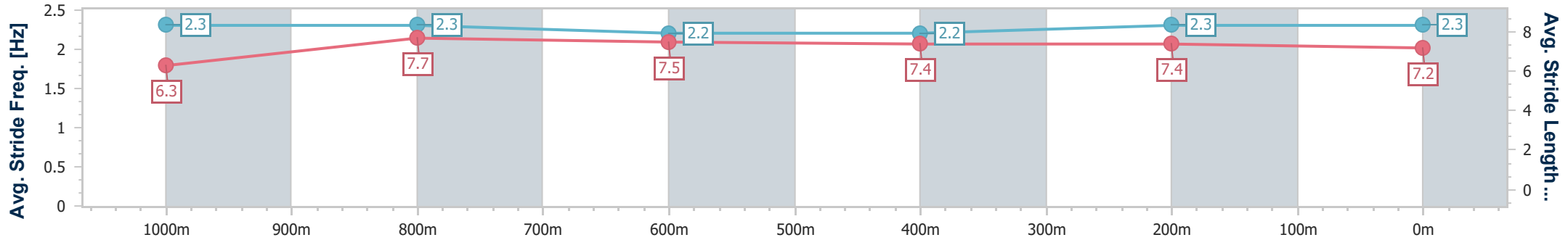
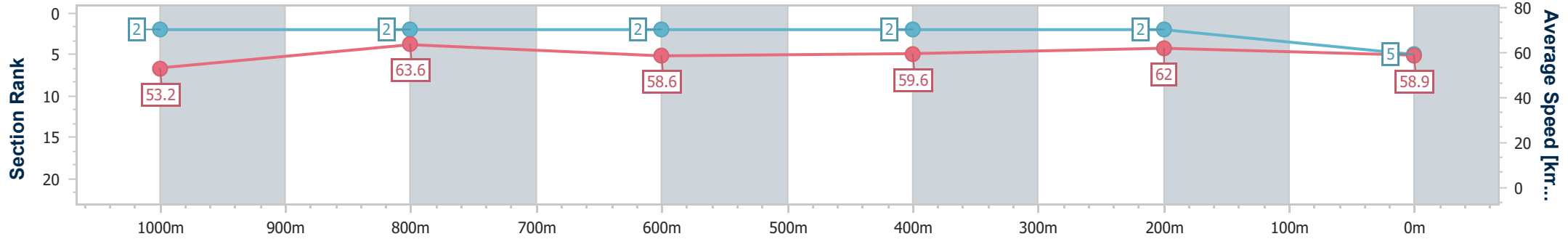
Sunshine Coast QLD Professional  
 Race 1: Marsh Advantage Insurance QTIS Three-Years-Old  
 Maiden Plate - 1200m



04 October 2024 - 17:41

Track Rating: Good 4, Weather: Fine, Rail Position: +5m Entire

Section	Overall	1000m	800m	600m	400m	200m
Section Times	1:13.30 [5] (0:13.54)	0:59.76 [2] (0:11.40)	0:48.36 [2] (0:12.39)	0:35.97 [2] (0:12.15)	0:23.82 [2] (0:11.61)	0:12.21 [2] (0:12.21)
Average Speed [km/h]	53.2	63.6	58.6	59.6	62.0	58.9
Top Speed [km/h]	66.4	66.6	60.5	61.9	62.5	61.3
Avg. Dist. to Rail [m]	6.1	3.6	1.5	1.0	2.8	3.2
Avg. Stride Freq. [Hz]	2.3	2.3	2.2	2.2	2.3	2.3
Avg. Stride Length [m]	6.3	7.7	7.5	7.4	7.4	7.2



- [ ] Ranking at each section and finish
- .-.- No data available at this section
- NA No data available



Horse/Jockey Name	Aquater
Final Rank	6
Fastest Section Time (Section)	0:11.45 (1000m)
Top Speed [km/h] (Section)	66.3 (Overall)
Race State	Finished



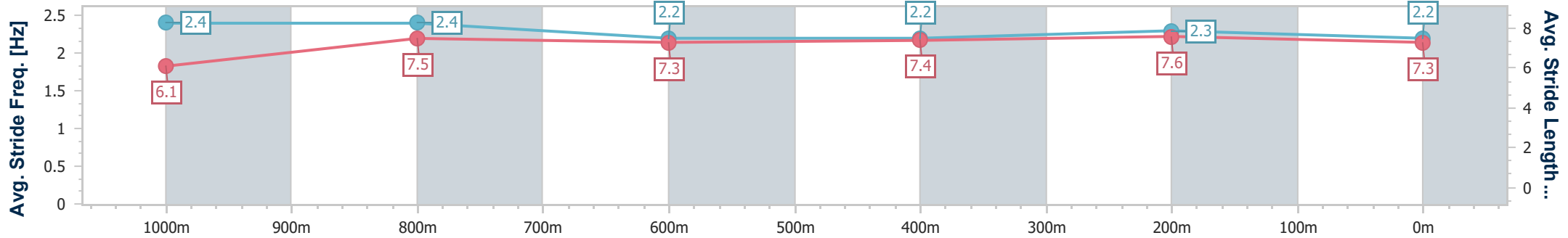
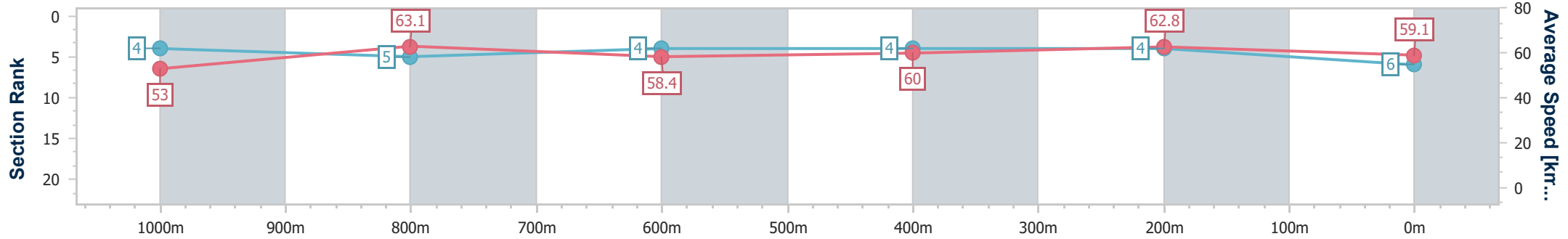
Sunshine Coast QLD Professional  
Race 1: Marsh Advantage Insurance QTIS Three-Years-Old  
Maiden Plate - 1200m



04 October 2024 - 17:41

Track Rating: Good 4, Weather: Fine, Rail Position: +5m Entire

Section	Overall	1000m	800m	600m	400m	200m
Section Times	1:13.37 [6] (0:13.59)	0:59.78 [4] (0:11.45)	0:48.33 [5] (0:12.55)	0:35.78 [4] (0:12.12)	0:23.66 [4] (0:11.46)	0:12.20 [4] (0:12.20)
Average Speed [km/h]	53.0	63.1	58.4	60.0	62.8	59.1
Top Speed [km/h]	66.3	65.8	59.3	63.0	63.5	61.7
Avg. Dist. to Rail [m]	2.5	2.2	2.6	1.7	2.1	2.3
Avg. Stride Freq. [Hz]	2.4	2.4	2.2	2.2	2.3	2.2
Avg. Stride Length [m]	6.1	7.5	7.3	7.4	7.6	7.3



- [ ] Ranking at each section and finish
- .-.- No data available at this section
- NA No data available



Horse/Jockey Name	Nuestra
Final Rank	7
Fastest Section Time (Section)	0:11.50 (1000m)
Top Speed [km/h] (Section)	66.1 (Overall)
Race State	Finished



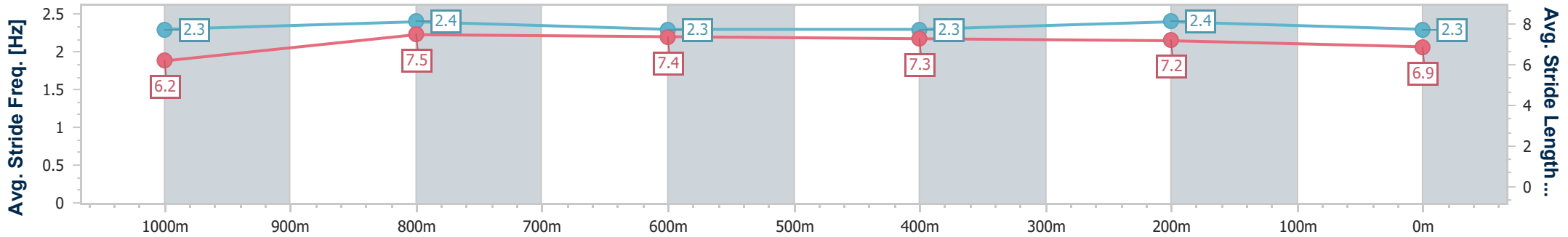
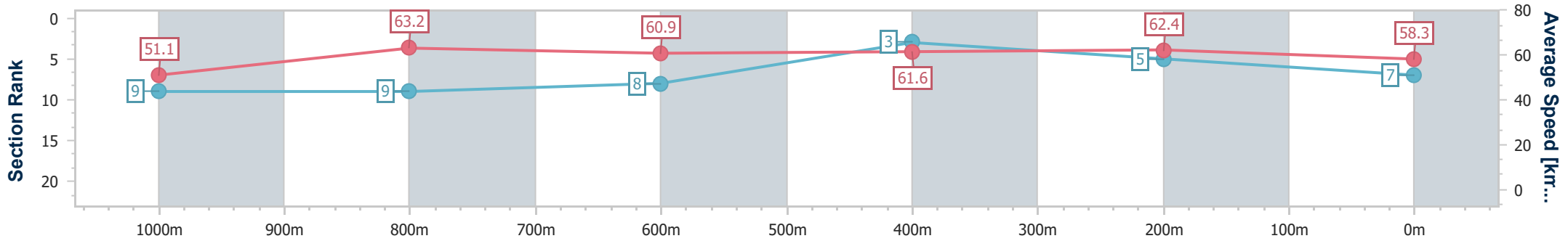
Sunshine Coast QLD Professional  
 Race 1: Marsh Advantage Insurance QTIS Three-Years-Old  
 Maiden Plate - 1200m



04 October 2024 - 17:41

Track Rating: Good 4, Weather: Fine, Rail Position: +5m Entire

Section	Overall	1000m	800m	600m	400m	200m
Section Times	1:13.55 [7] (0:14.11)	0:59.44 [9] (0:11.50)	0:47.94 [9] (0:12.12)	0:35.82 [8] (0:11.92)	0:23.90 [3] (0:11.57)	0:12.33 [5] (0:12.33)
Average Speed [km/h]	51.1	63.2	60.9	61.6	62.4	58.3
Top Speed [km/h]	66.1	66.0	62.4	63.4	63.1	60.9
Avg. Dist. to Rail [m]	9.7	4.2	3.9	3.7	5.7	7.0
Avg. Stride Freq. [Hz]	2.3	2.4	2.3	2.3	2.4	2.3
Avg. Stride Length [m]	6.2	7.5	7.4	7.3	7.2	6.9



- [ ] Ranking at each section and finish
- .-.- No data available at this section
- NA No data available





Horse/Jockey Name	Royal Gladiator
Final Rank	8
Fastest Section Time (Section)	0:11.49 (1000m)
Top Speed [km/h] (Section)	64.7 (Overall)
Race State	Finished



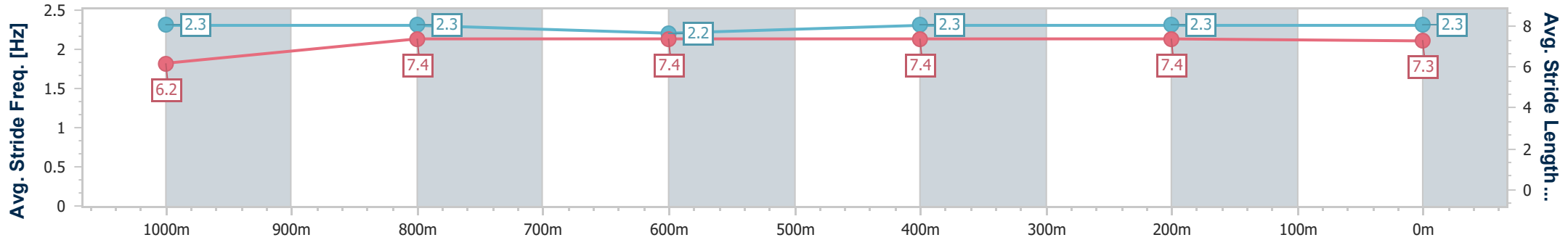
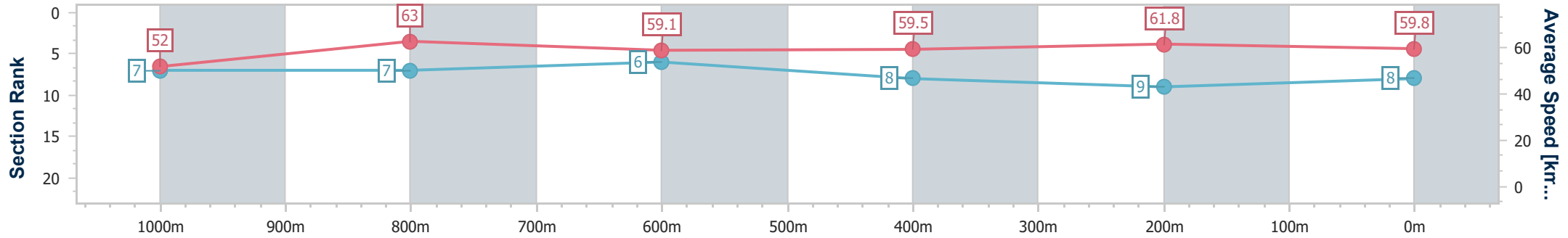
Sunshine Coast QLD Professional  
Race 1: Marsh Advantage Insurance QTIS Three-Years-Old  
Maiden Plate - 1200m



04 October 2024 - 17:41

Track Rating: Good 4, Weather: Fine, Rail Position: +5m Entire

Section	Overall	1000m	800m	600m	400m	200m
Section Times	1:13.65 [8] (0:13.86)	0:59.79 [7] (0:11.49)	0:48.30 [7] (0:12.36)	0:35.94 [6] (0:12.27)	0:23.67 [8] (0:11.62)	0:12.05 [9] (0:12.05)
Average Speed [km/h]	52.0	63.0	59.1	59.5	61.8	59.8
Top Speed [km/h]	64.7	64.6	61.2	61.0	63.0	61.2
Avg. Dist. to Rail [m]	7.2	3.2	2.2	2.4	3.7	3.7
Avg. Stride Freq. [Hz]	2.3	2.3	2.2	2.3	2.3	2.3
Avg. Stride Length [m]	6.2	7.4	7.4	7.4	7.4	7.3



- [ ] Ranking at each section and finish
- .-.- No data available at this section
- NA No data available



Horse/Jockey Name	Starward
Final Rank	9
Fastest Section Time (Section)	0:11.42 (1000m)
Top Speed [km/h] (Section)	67.0 (1000m)
Race State	Finished



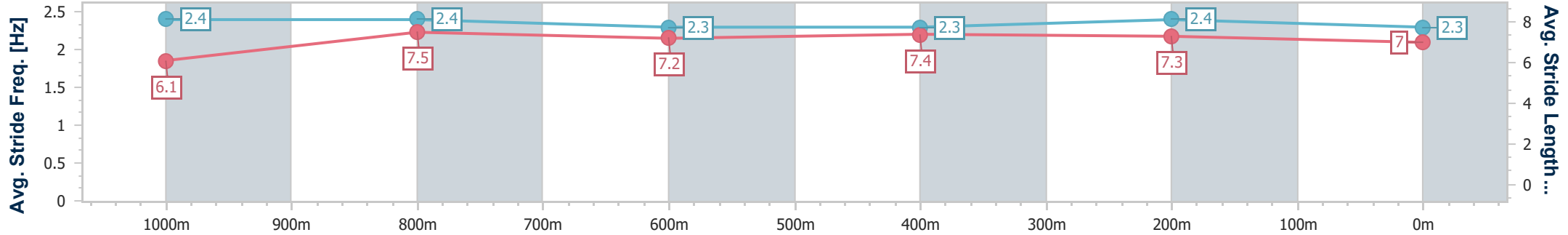
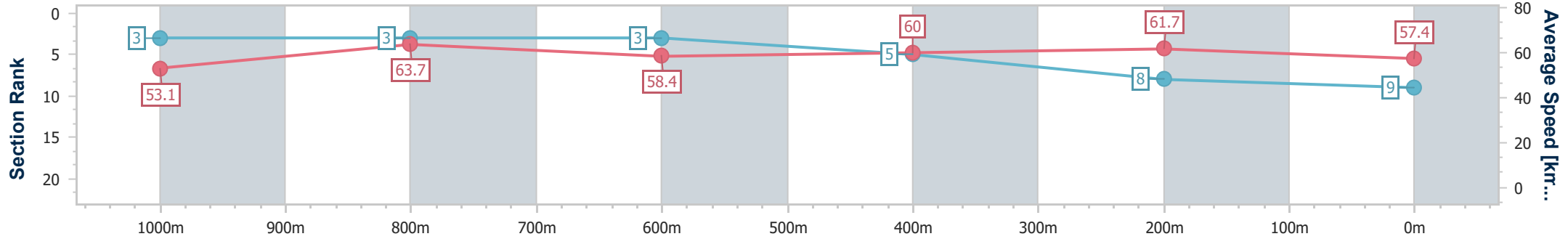
Sunshine Coast QLD Professional  
 Race 1: Marsh Advantage Insurance QTIS Three-Years-Old  
 Maiden Plate - 1200m



04 October 2024 - 17:41

Track Rating: Good 4, Weather: Fine, Rail Position: +5m Entire

Section	Overall	1000m	800m	600m	400m	200m
Section Times	1:13.94 [9] (0:13.58)	1:00.36 [3] (0:11.42)	0:48.94 [3] (0:12.54)	0:36.40 [3] (0:12.19)	0:24.21 [5] (0:11.66)	0:12.55 [8] (0:12.55)
Average Speed [km/h]	53.1	63.7	58.4	60.0	61.7	57.4
Top Speed [km/h]	66.4	67.0	60.8	62.3	62.9	60.6
Avg. Dist. to Rail [m]	6.3	3.5	3.4	2.6	4.2	5.6
Avg. Stride Freq. [Hz]	2.4	2.4	2.3	2.3	2.4	2.3
Avg. Stride Length [m]	6.1	7.5	7.2	7.4	7.3	7.0



- [ ] Ranking at each section and finish
- .-.- No data available at this section
- NA No data available



Horse/Jockey Name	Rushdown
Final Rank	10
Fastest Section Time (Section)	0:11.38 (1000m)
Top Speed [km/h] (Section)	68.1 (Overall)
Race State	Finished



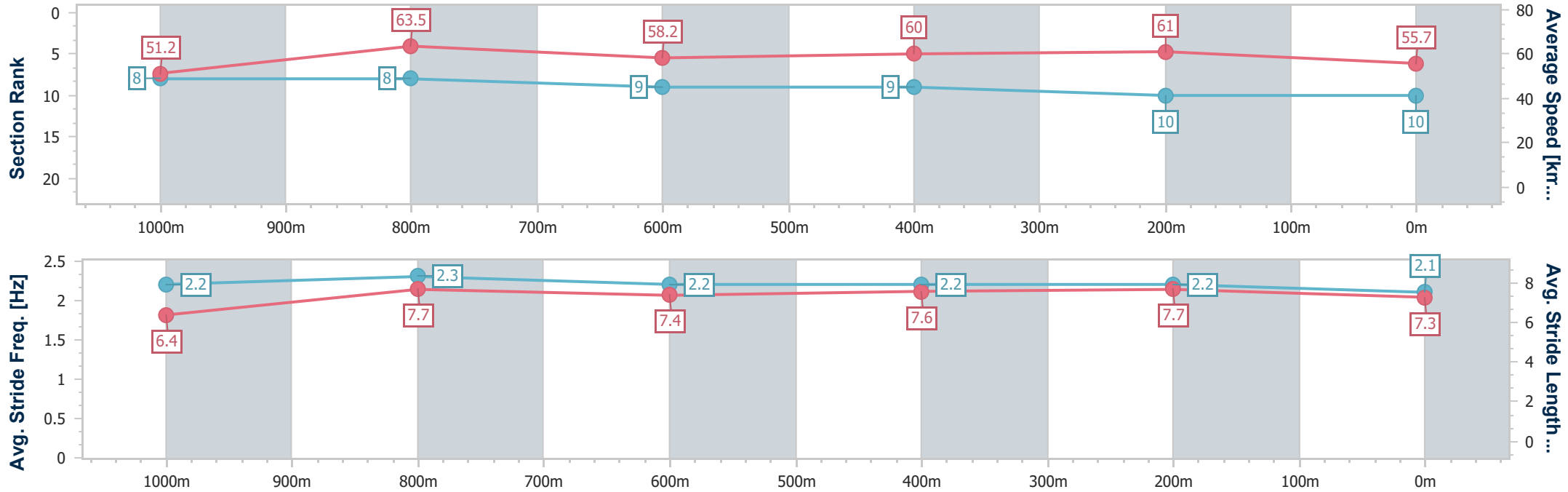
Sunshine Coast QLD Professional  
 Race 1: Marsh Advantage Insurance QTIS Three-Years-Old  
 Maiden Plate - 1200m



04 October 2024 - 17:41

Track Rating: Good 4, Weather: Fine, Rail Position: +5m Entire

Section	Overall	1000m	800m	600m	400m	200m
Section Times	1:14.80 [10] (0:14.10)	1:00.70 [8] (0:11.38)	0:49.32 [8] (0:12.51)	0:36.81 [9] (0:12.10)	0:24.71 [9] (0:11.79)	0:12.92 [10] (0:12.92)
Average Speed [km/h]	51.2	63.5	58.2	60.0	61.0	55.7
Top Speed [km/h]	68.1	67.3	61.5	60.8	61.9	59.4
Avg. Dist. to Rail [m]	6.4	2.1	2.0	1.2	1.5	3.1
Avg. Stride Freq. [Hz]	2.2	2.3	2.2	2.2	2.2	2.1
Avg. Stride Length [m]	6.4	7.7	7.4	7.6	7.7	7.3



- [ ] Ranking at each section and finish
- .-.- No data available at this section
- NA No data available



# Sunshine Coast QLD Professional

## Race 2: Boss Building Maintenance Maiden Plate - 1000m

04 October 2024 - 18:11



Track Rating: Good 4, Weather: Fine, Rail Position: +5m Entire

Section											Last 600m		
Field Times		Overall	800m	600m	400m	200m						0:35.06	
		0:58.98 (0:13.09)	0:45.89 (0:10.83)	0:35.06 (0:11.36)	0:23.70 (0:11.51)	0:12.19 (0:12.19)							
Rank	TAB	Horse/Jockey	Barrier	Top Speed [km/h]	Fastest Section						Margin	Distance Travelled [m]	
1	1	<b>ASHANKO</b> James Orman	12	68.4 Overall	0:10.94 800m	0:58.98 [1] (0:13.25)	0:45.73 [4] (0:10.94)	0:34.79 [4] (0:11.38)	0:23.41 [5] (0:11.22)	0:12.19 [1] (0:12.19)	0:58.98	0:34.79	
2	8	<b>DEEP TIARA</b> Kyle Wilson-Taylor	4	67.9 800m	0:10.80 800m	0:59.28 [2] (0:13.57)	0:45.71 [8] (0:10.80)	0:34.91 [6] (0:11.09)	0:23.82 [4] (0:11.61)	0:12.21 [5] (0:12.21)	1.8L	0:34.91	-9
3	3	<b>PEACEFUL PRINCE</b> Ryan Maloney	3	67.6 Overall	0:10.92 800m	0:59.33 [3] (0:13.61)	0:45.72 [10] (0:10.92)	0:34.80 [9] (0:11.19)	0:23.61 [7] (0:11.47)	0:12.14 [8] (0:12.14)	2L	0:34.80	-2
4	15	<b>SCOTTVILLE SCOOTER</b> Cody Collis	5	69.3 Overall	0:10.85 800m	0:59.37 [4] (0:13.09)	0:46.28 [1] (0:10.85)	0:35.43 [2] (0:11.34)	0:24.09 [1] (0:11.56)	0:12.53 [2] (0:12.53)	2.2L	0:35.43	-5
5	13	<b>TORERA</b> Martin Harley	2	68.4 Overall	0:10.83 800m	0:59.48 [5] (0:13.70)	0:45.78 [11] (0:10.83)	0:34.95 [10] (0:11.25)	0:23.70 [9] (0:11.28)	0:12.42 [4] (0:12.42)	2.7L	0:34.95	+0
6	9	<b>HALF MOON ROO</b> Nathan Thomas	7	69.9 800m	0:10.74 800m	0:59.59 [6] (0:13.23)	0:46.36 [3] (0:10.74)	0:35.62 [3] (0:11.37)	0:24.25 [2] (0:11.58)	0:12.67 [3] (0:12.67)	3.2L	0:35.62	-1
7	2	<b>BEFORE THE THUNDER</b> Dale Smith	6	68.5 800m	0:10.78 800m	0:59.61 [7] (0:13.56)	0:46.05 [7] (0:10.78)	0:35.27 [5] (0:11.23)	0:24.04 [6] (0:11.68)	0:12.36 [9] (0:12.36)	3.3L	0:35.27	-2
8	4	<b>TYSON'S FURY</b> Les Tilley	13	69.4 Overall	0:11.00 800m	0:59.90 [8] (0:13.39)	0:46.51 [5] (0:11.00)	0:35.51 [7] (0:11.34)	0:24.17 [8] (0:11.42)	0:12.75 [6] (0:12.75)	4.8L	0:35.51	+1
9	12	<b>SHE'LL GO BOOM</b> Georgina Cartwright	1	67.2 800m	0:10.99 800m	1:00.00 [9] (0:13.95)	0:46.05 [12] (0:10.99)	0:35.06 [12] (0:11.23)	0:23.83 [12] (0:11.49)	0:12.34 [11] (0:12.34)	5.3L	0:35.06	-3
10	6	<b>BUN IN THE OVEN</b> Jason Taylor	10	67.8 800m	0:11.01 800m	1:00.04 [10] (0:13.59)	0:46.45 [9] (0:11.01)	0:35.44 [11] (0:11.44)	0:24.00 [11] (0:11.52)	0:12.48 [10] (0:12.48)	5.5L	0:35.44	+6

Scratched: Rock On Angel (#11), Claw Machine (#14), Reemyya (#10)

[ ] Ranking at each section and finish  
 -:-:- No data available at this section  
 NA No data available

SCN Saddle cloth number  
 DNF Did not finish  
 DNT Did not track



# Sunshine Coast QLD Professional

## Race 2: Boss Building Maintenance Maiden Plate - 1000m

04 October 2024 - 18:11



Track Rating: Good 4, Weather: Fine, Rail Position: +5m Entire

Section		Overall	800m	600m	400m	200m	Last 600m					
Field Times		0:58.98 (0:13.09)	0:45.89 (0:10.83)	0:35.06 (0:11.36)	0:23.70 (0:11.51)	0:12.19 (0:12.19)	0:35.06					
Rank	TAB Horse/Jockey	Barrier	Top Speed [km/h]	Fastest Section	Margin					Distance Travelled [m]		
11	7 CHERRY POP Micheal Hellyer	9	70.1	0:10.82	1:00.10 [11] (0:13.10)	0:47.00 [2] (0:10.82)	0:36.18 [1] (0:11.46)	0:24.72 [3] (0:11.77)	0:12.95 [6] (0:12.95)	5.7L	0:36.18	+3
12	5 BRAIDWOOD QUEEN Colleen Krahn	8	68.5	0:10.99	1:00.48 [12] (0:13.45)	0:47.03 [6] (0:10.99)	0:36.04 [8] (0:11.58)	0:24.46 [10] (0:11.66)	0:12.80 [12] (0:12.80)	7.7L	0:36.04	+7

Scratched: Rock On Angel (#11), Claw Machine (#14), Reemya (#10)

[ ] Ranking at each section and finish  
 -:-:-:- No data available at this section  
 NA No data available

SCN Saddle cloth number  
 DNF Did not finish  
 DNT Did not track



Horse/Jockey Name	Ashanko
Final Rank	1
Fastest Section Time (Section)	0:10.94 (800m)
Top Speed [km/h] (Section)	68.4 (Overall)
Race State	Finished



Sunshine Coast QLD Professional

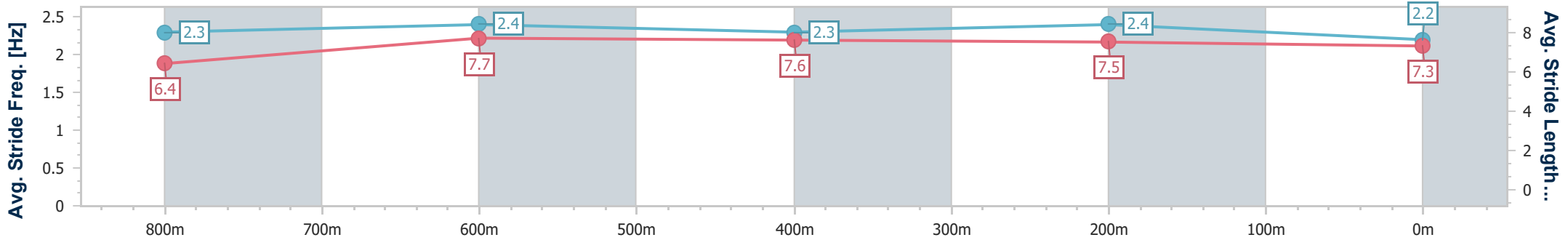
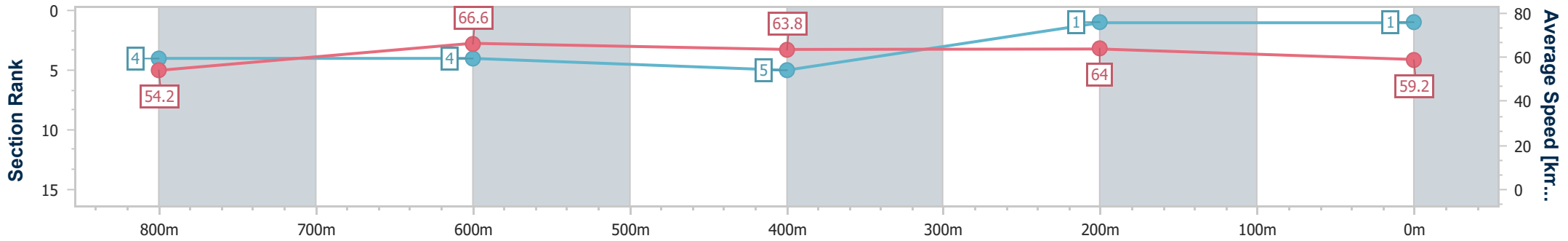
Race 2: Boss Building Maintenance Maiden Plate - 1000m



04 October 2024 - 18:11

Track Rating: Good 4, Weather: Fine, Rail Position: +5m Entire

Section	Overall	800m	600m	400m	200m
Section Times	0:58.98 [1] (0:13.25)	0:45.73 [4] (0:10.94)	0:34.79 [4] (0:11.38)	0:23.41 [5] (0:11.22)	0:12.19 [1] (0:12.19)
Average Speed [km/h]	54.2	66.6	63.8	64.0	59.2
Top Speed [km/h]	68.4	68.3	65.6	65.7	62.5
Avg. Dist. to Rail [m]	9.9	3.4	1.1	3.4	3.7
Avg. Stride Freq. [Hz]	2.3	2.4	2.3	2.4	2.2
Avg. Stride Length [m]	6.4	7.7	7.6	7.5	7.3



- [ ] Ranking at each section and finish
- .-.- No data available at this section
- NA No data available



Horse/Jockey Name	Deep Tiara
Final Rank	2
Fastest Section Time (Section)	0:10.80 (800m)
Top Speed [km/h] (Section)	67.9 (800m)
Race State	Finished



Sunshine Coast QLD Professional

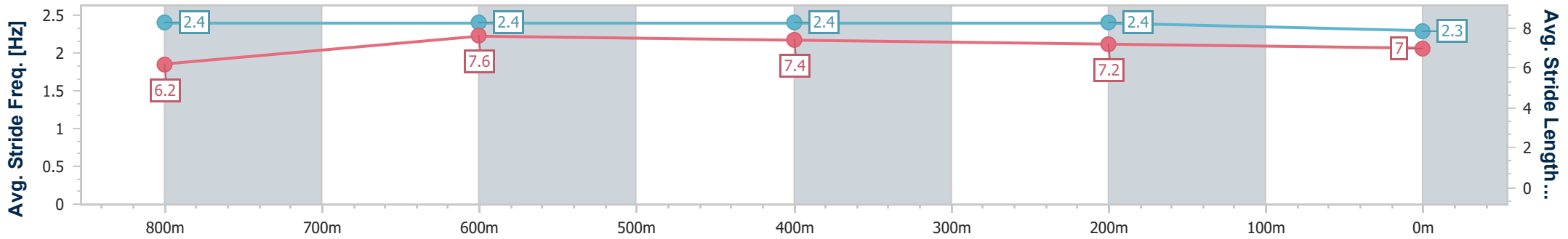
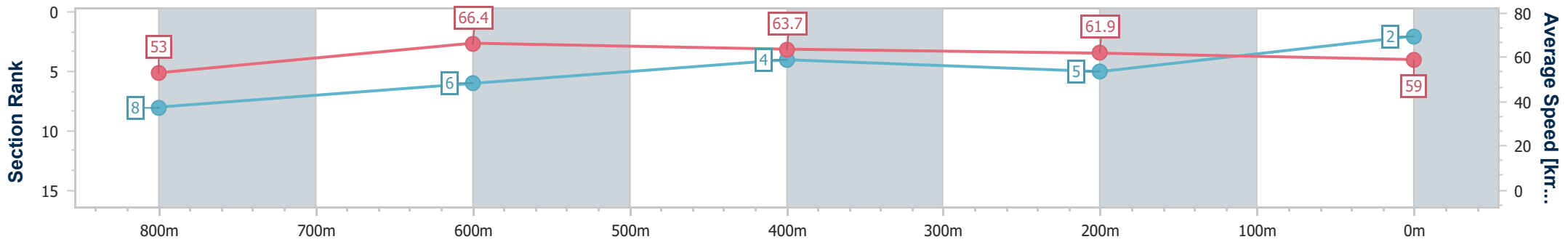
Race 2: Boss Building Maintenance Maiden Plate - 1000m



04 October 2024 - 18:11

Track Rating: Good 4, Weather: Fine, Rail Position: +5m Entire

Section	Overall	800m	600m	400m	200m
Section Times	0:59.28 [2] (0:13.57)	0:45.71 [8] (0:10.80)	0:34.91 [6] (0:11.09)	0:23.82 [4] (0:11.61)	0:12.21 [5] (0:12.21)
Average Speed [km/h]	53.0	66.4	63.7	61.9	59.0
Top Speed [km/h]	67.8	67.9	66.4	63.9	60.7
Avg. Dist. to Rail [m]	4.5	2.0	3.3	0.6	2.8
Avg. Stride Freq. [Hz]	2.4	2.4	2.4	2.4	2.3
Avg. Stride Length [m]	6.2	7.6	7.4	7.2	7.0



- [ ] Ranking at each section and finish
- .-.- No data available at this section
- NA No data available



Horse/Jockey Name	Peaceful Prince
Final Rank	3
Fastest Section Time (Section)	0:10.92 (800m)
Top Speed [km/h] (Section)	67.6 (Overall)
Race State	Finished



### Sunshine Coast QLD Professional

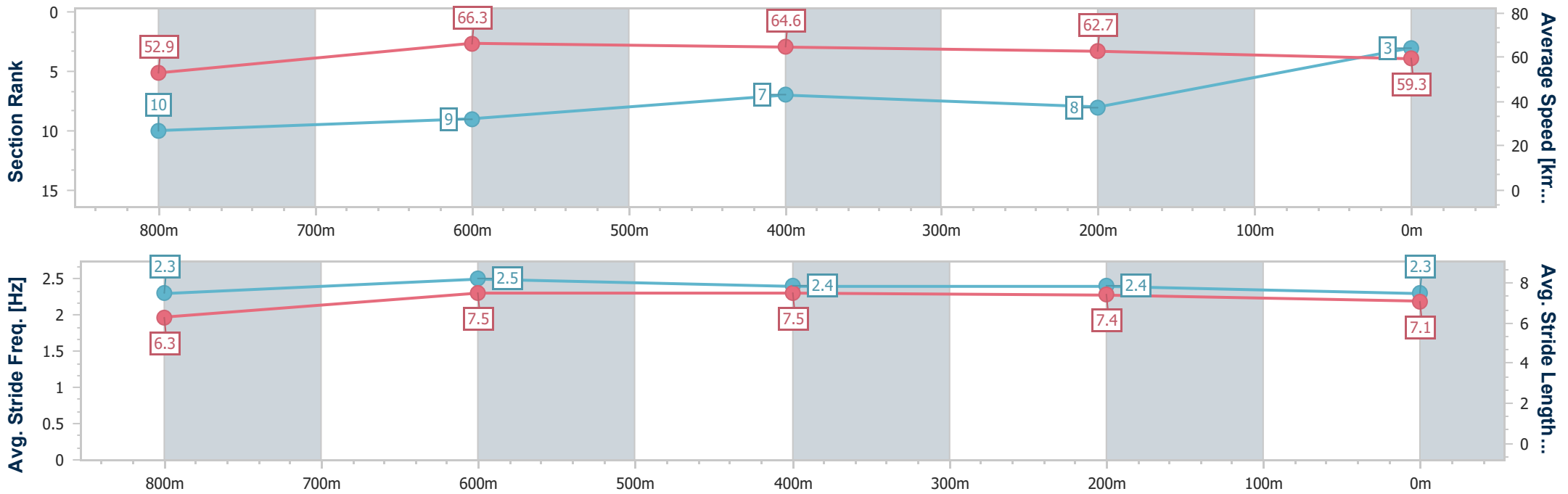
Race 2: Boss Building Maintenance Maiden Plate - 1000m



04 October 2024 - 18:11

Track Rating: Good 4, Weather: Fine, Rail Position: +5m Entire

Section	Overall	800m	600m	400m	200m
Section Times	0:59.33 [3] (0:13.61)	0:45.72 [10] (0:10.92)	0:34.80 [9] (0:11.19)	0:23.61 [7] (0:11.47)	0:12.14 [8] (0:12.14)
Average Speed [km/h]	52.9	66.3	64.6	62.7	59.3
Top Speed [km/h]	67.6	67.2	66.5	64.3	61.7
Avg. Dist. to Rail [m]	3.0	1.7	0.5	1.5	2.1
Avg. Stride Freq. [Hz]	2.3	2.5	2.4	2.4	2.3
Avg. Stride Length [m]	6.3	7.5	7.5	7.4	7.1



- [ ] Ranking at each section and finish
- .-.- No data available at this section
- NA No data available





Horse/Jockey Name	Scottville Scooter
Final Rank	4
Fastest Section Time (Section)	0:10.85 (800m)
Top Speed [km/h] (Section)	69.3 (Overall)
Race State	Finished



### Sunshine Coast QLD Professional

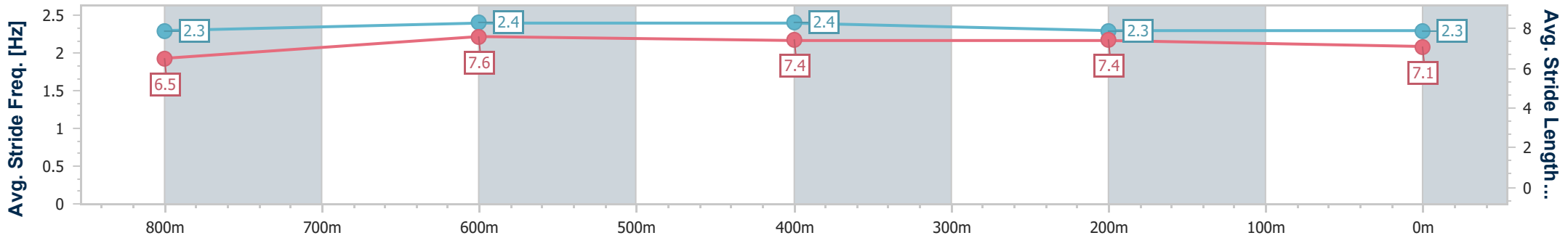
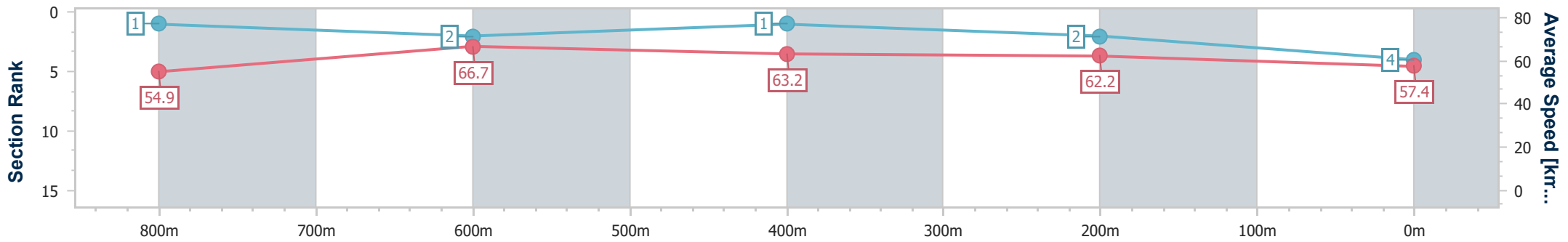
Race 2: Boss Building Maintenance Maiden Plate - 1000m



04 October 2024 - 18:11

Track Rating: Good 4, Weather: Fine, Rail Position: +5m Entire

Section	Overall	800m	600m	400m	200m
Section Times	0:59.37 [4] (0:13.09)	0:46.28 [1] (0:10.85)	0:35.43 [2] (0:11.34)	0:24.09 [1] (0:11.56)	0:12.53 [2] (0:12.53)
Average Speed [km/h]	54.9	66.7	63.2	62.2	57.4
Top Speed [km/h]	69.3	69.1	65.0	63.5	61.2
Avg. Dist. to Rail [m]	5.4	1.2	0.8	0.3	1.0
Avg. Stride Freq. [Hz]	2.3	2.4	2.4	2.3	2.3
Avg. Stride Length [m]	6.5	7.6	7.4	7.4	7.1



- [ ] Ranking at each section and finish
- .-.- No data available at this section
- NA No data available



Horse/Jockey Name	Torera
Final Rank	5
Fastest Section Time (Section)	0:10.83 (800m)
Top Speed [km/h] (Section)	68.4 (Overall)
Race State	Finished



Sunshine Coast QLD Professional

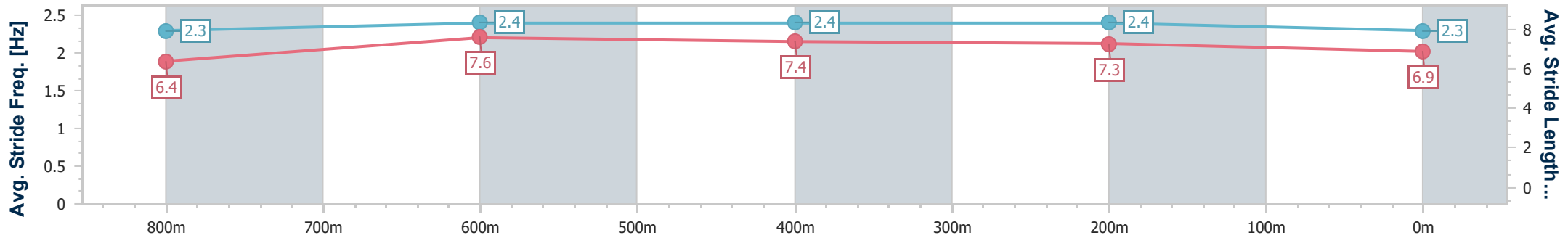
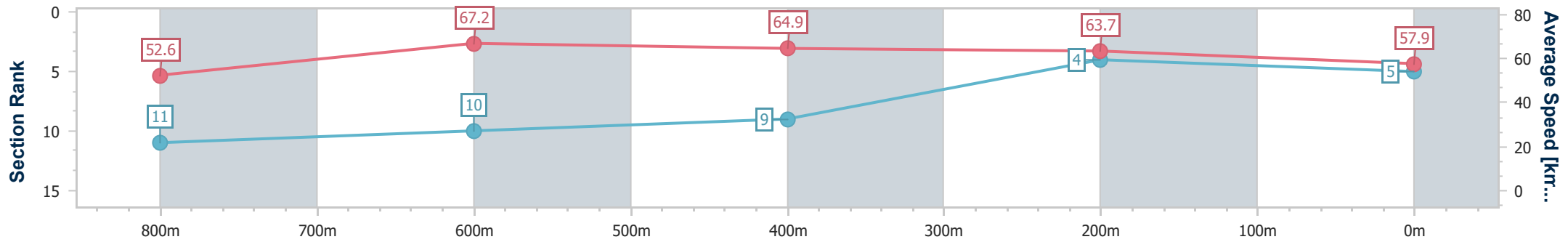
Race 2: Boss Building Maintenance Maiden Plate - 1000m



04 October 2024 - 18:11

Track Rating: Good 4, Weather: Fine, Rail Position: +5m Entire

Section	Overall	800m	600m	400m	200m
Section Times	0:59.48 [5] (0:13.70)	0:45.78 [11] (0:10.83)	0:34.95 [10] (0:11.25)	0:23.70 [9] (0:11.28)	0:12.42 [4] (0:12.42)
Average Speed [km/h]	52.6	67.2	64.9	63.7	57.9
Top Speed [km/h]	68.4	68.4	66.9	65.4	61.6
Avg. Dist. to Rail [m]	4.3	3.1	2.0	5.1	6.0
Avg. Stride Freq. [Hz]	2.3	2.4	2.4	2.4	2.3
Avg. Stride Length [m]	6.4	7.6	7.4	7.3	6.9



- [ ] Ranking at each section and finish
- .-.- No data available at this section
- NA No data available



Horse/Jockey Name	Half Moon Roo
Final Rank	6
Fastest Section Time (Section)	0:10.74 (800m)
Top Speed [km/h] (Section)	69.9 (800m)
Race State	Finished



Sunshine Coast QLD Professional

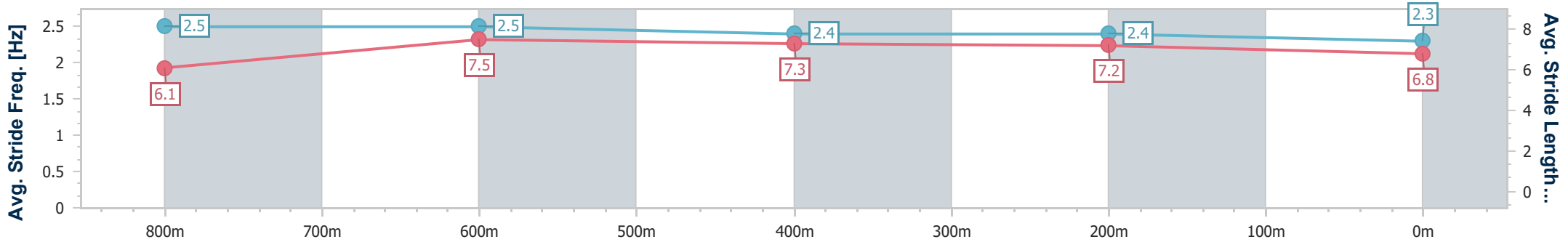
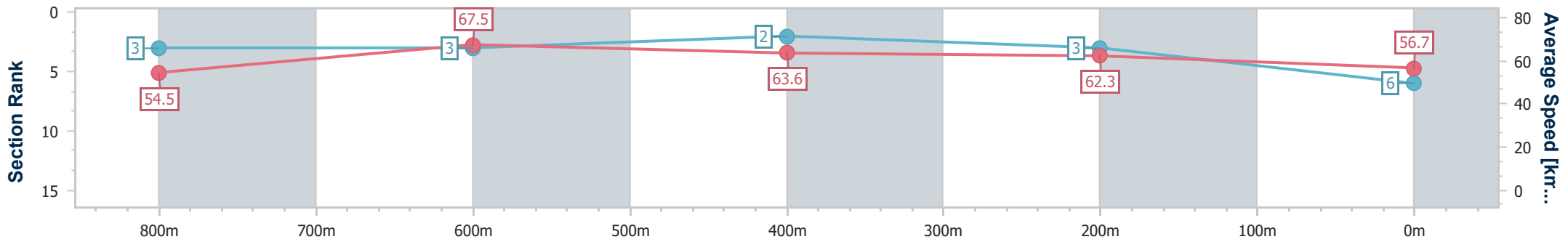
Race 2: Boss Building Maintenance Maiden Plate - 1000m



04 October 2024 - 18:11

Track Rating: Good 4, Weather: Fine, Rail Position: +5m Entire

Section	Overall	800m	600m	400m	200m
Section Times	0:59.59 [6] (0:13.23)	0:46.36 [3] (0:10.74)	0:35.62 [3] (0:11.37)	0:24.25 [2] (0:11.58)	0:12.67 [3] (0:12.67)
Average Speed [km/h]	54.5	67.5	63.6	62.3	56.7
Top Speed [km/h]	69.2	69.9	64.8	63.5	59.8
Avg. Dist. to Rail [m]	7.3	2.3	1.2	2.1	3.4
Avg. Stride Freq. [Hz]	2.5	2.5	2.4	2.4	2.3
Avg. Stride Length [m]	6.1	7.5	7.3	7.2	6.8



- [ ] Ranking at each section and finish
- .-.- No data available at this section
- NA No data available



Horse/Jockey Name	Before The Thunder
Final Rank	7
Fastest Section Time (Section)	0:10.78 (800m)
Top Speed [km/h] (Section)	68.5 (800m)
Race State	Finished



Sunshine Coast QLD Professional

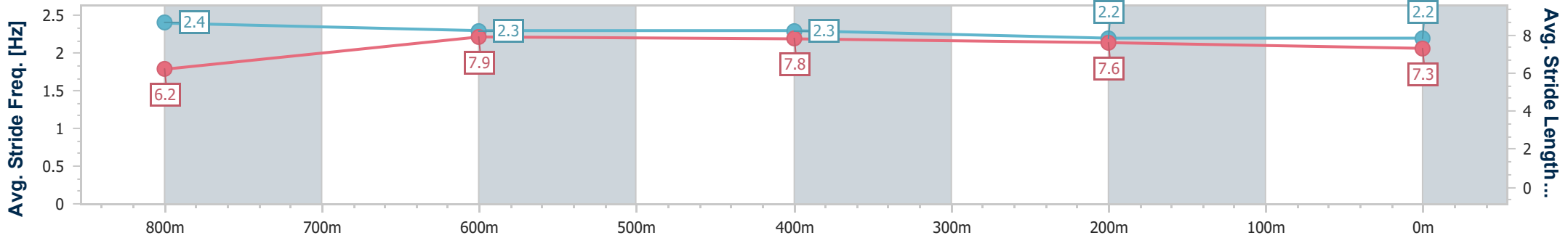
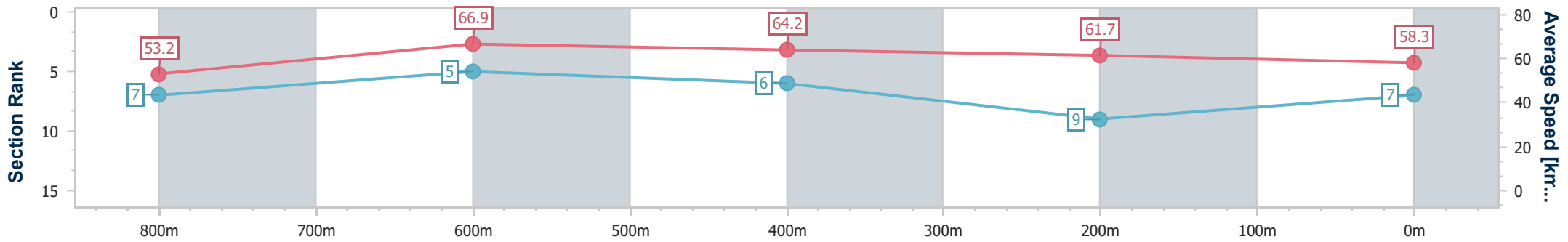
Race 2: Boss Building Maintenance Maiden Plate - 1000m



04 October 2024 - 18:11

Track Rating: Good 4, Weather: Fine, Rail Position: +5m Entire

Section	Overall	800m	600m	400m	200m
Section Times	0:59.61 [7] (0:13.56)	0:46.05 [7] (0:10.78)	0:35.27 [5] (0:11.23)	0:24.04 [6] (0:11.68)	0:12.36 [9] (0:12.36)
Average Speed [km/h]	53.2	66.9	64.2	61.7	58.3
Top Speed [km/h]	68.0	68.5	65.9	63.8	60.3
Avg. Dist. to Rail [m]	6.0	2.0	0.3	2.2	4.3
Avg. Stride Freq. [Hz]	2.4	2.3	2.3	2.2	2.2
Avg. Stride Length [m]	6.2	7.9	7.8	7.6	7.3



- [ ] Ranking at each section and finish
- .-.- No data available at this section
- NA No data available



Horse/Jockey Name	Tyson's Fury
Final Rank	8
Fastest Section Time (Section)	0:11.00 (800m)
Top Speed [km/h] (Section)	69.4 (Overall)
Race State	Finished



Sunshine Coast QLD Professional

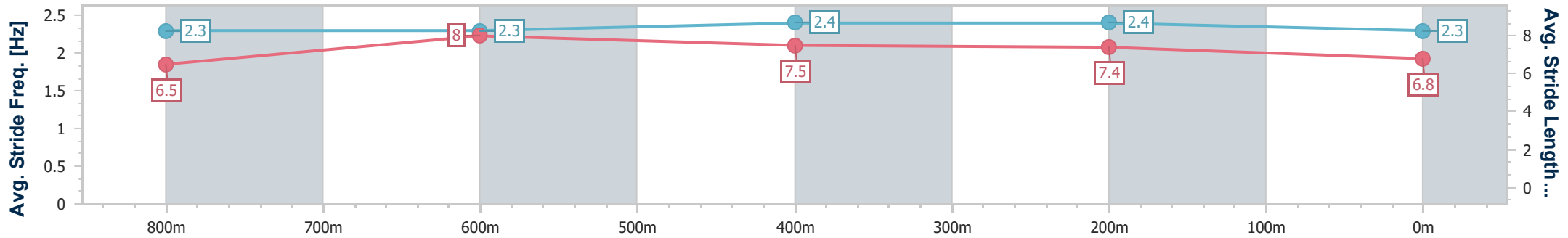
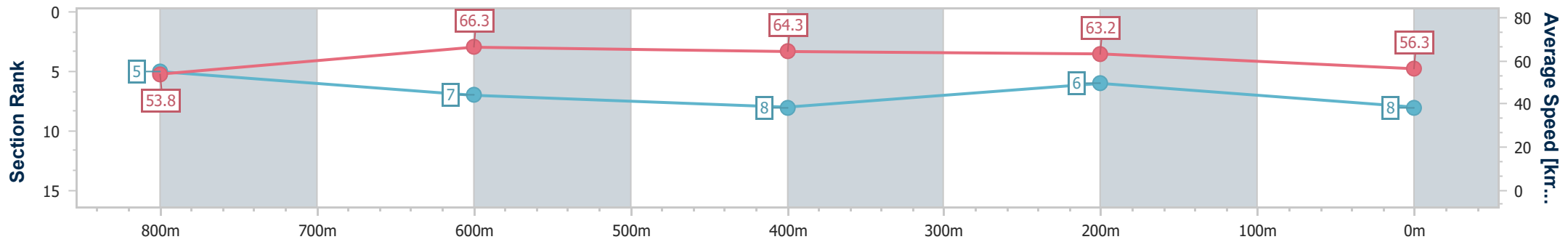
Race 2: Boss Building Maintenance Maiden Plate - 1000m



04 October 2024 - 18:11

Track Rating: Good 4, Weather: Fine, Rail Position: +5m Entire

Section	Overall	800m	600m	400m	200m
Section Times	0:59.90 [8] (0:13.39)	0:46.51 [5] (0:11.00)	0:35.51 [7] (0:11.34)	0:24.17 [8] (0:11.42)	0:12.75 [6] (0:12.75)
Average Speed [km/h]	53.8	66.3	64.3	63.2	56.3
Top Speed [km/h]	69.4	68.4	65.9	65.4	60.1
Avg. Dist. to Rail [m]	11.8	4.2	1.9	5.4	6.4
Avg. Stride Freq. [Hz]	2.3	2.3	2.4	2.4	2.3
Avg. Stride Length [m]	6.5	8.0	7.5	7.4	6.8



- [ ] Ranking at each section and finish
- .-.- No data available at this section
- NA No data available



Horse/Jockey Name	She'll Go Boom
Final Rank	9
Fastest Section Time (Section)	0:10.99 (800m)
Top Speed [km/h] (Section)	67.2 (800m)
Race State	Finished



Sunshine Coast QLD Professional

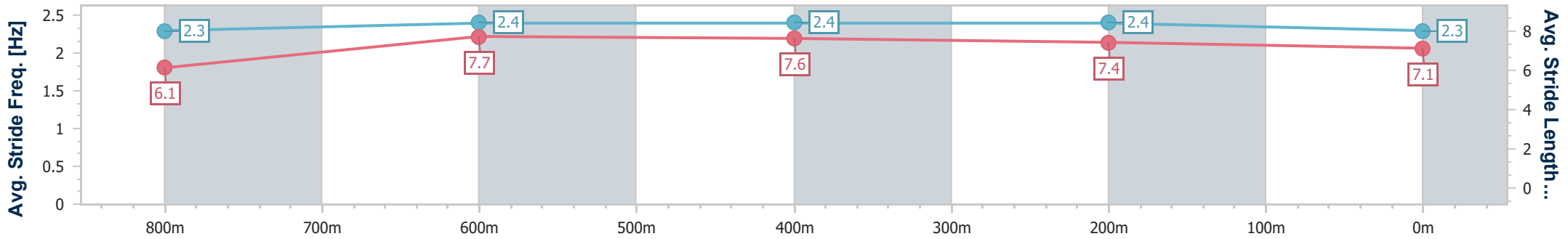
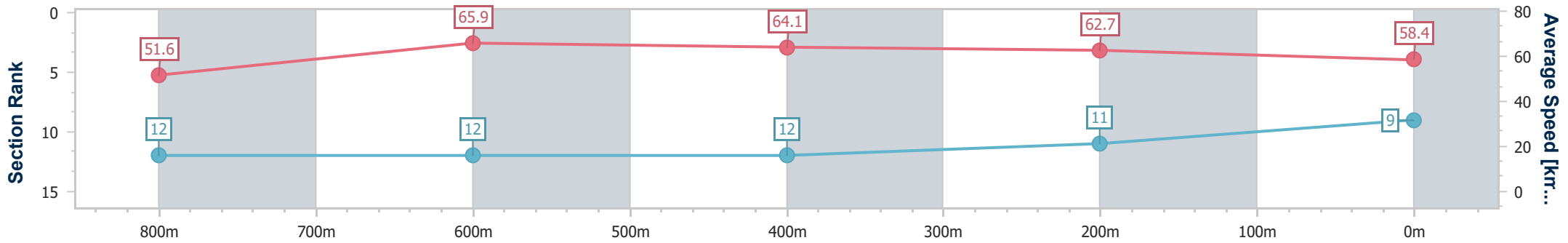
Race 2: Boss Building Maintenance Maiden Plate - 1000m



04 October 2024 - 18:11

Track Rating: Good 4, Weather: Fine, Rail Position: +5m Entire

Section	Overall	800m	600m	400m	200m
Section Times	1:00.00 [9] (0:13.95)	0:46.05 [12] (0:10.99)	0:35.06 [12] (0:11.23)	0:23.83 [12] (0:11.49)	0:12.34 [11] (0:12.34)
Average Speed [km/h]	51.6	65.9	64.1	62.7	58.4
Top Speed [km/h]	67.0	67.2	65.9	63.7	61.8
Avg. Dist. to Rail [m]	2.5	1.5	0.3	1.6	2.1
Avg. Stride Freq. [Hz]	2.3	2.4	2.4	2.4	2.3
Avg. Stride Length [m]	6.1	7.7	7.6	7.4	7.1



- [ ] Ranking at each section and finish
- .-.- No data available at this section
- NA No data available



Horse/Jockey Name	Bun In The Oven
Final Rank	10
Fastest Section Time (Section)	0:11.01 (800m)
Top Speed [km/h] (Section)	67.8 (800m)
Race State	Finished



Sunshine Coast QLD Professional

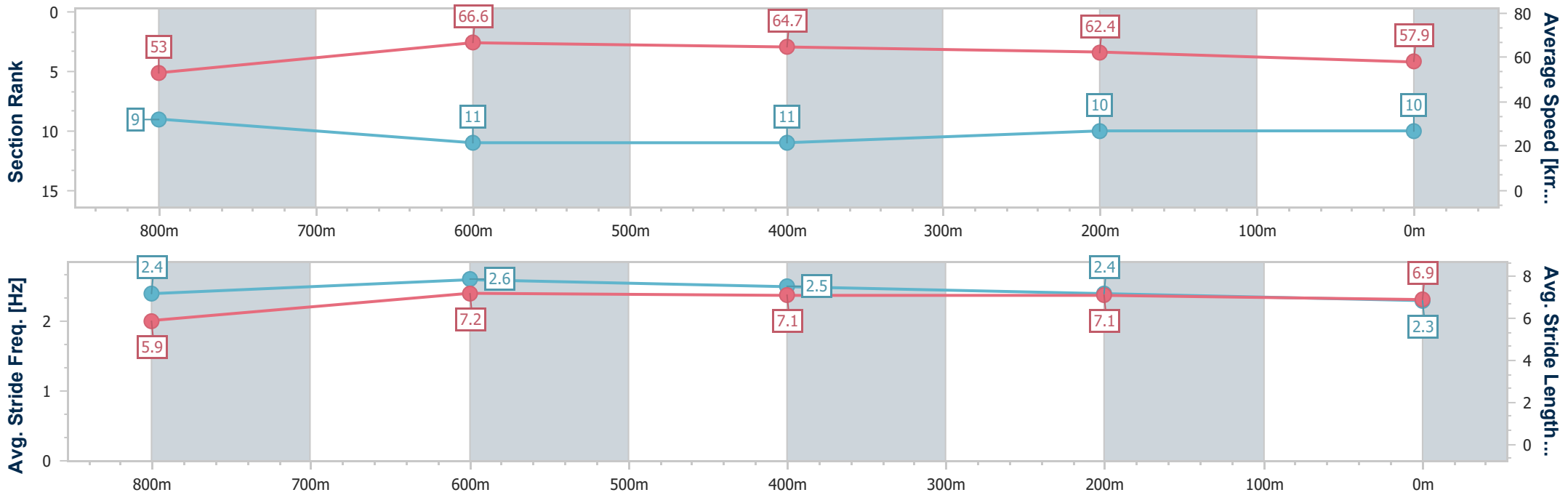
Race 2: Boss Building Maintenance Maiden Plate - 1000m



04 October 2024 - 18:11

Track Rating: Good 4, Weather: Fine, Rail Position: +5m Entire

Section	Overall	800m	600m	400m	200m
Section Times	1:00.04 [10] (0:13.59)	0:46.45 [9] (0:11.01)	0:35.44 [11] (0:11.44)	0:24.00 [11] (0:11.52)	0:12.48 [10] (0:12.48)
Average Speed [km/h]	53.0	66.6	64.7	62.4	57.9
Top Speed [km/h]	67.6	67.8	66.0	63.8	60.7
Avg. Dist. to Rail [m]	9.9	5.4	4.5	5.4	6.9
Avg. Stride Freq. [Hz]	2.4	2.6	2.5	2.4	2.3
Avg. Stride Length [m]	5.9	7.2	7.1	7.1	6.9



- [ ] Ranking at each section and finish
- .-.- No data available at this section
- NA No data available



Horse/Jockey Name	Cherry Pop
Final Rank	11
Fastest Section Time (Section)	0:10.82 (800m)
Top Speed [km/h] (Section)	70.1 (Overall)
Race State	Finished



Sunshine Coast QLD Professional

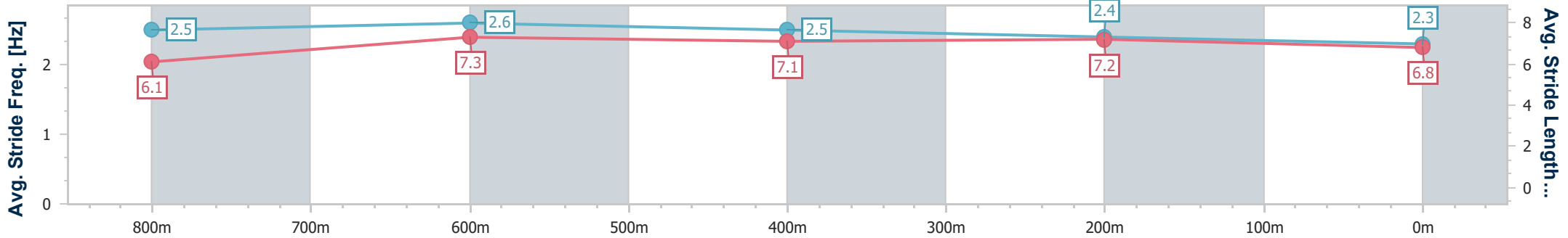
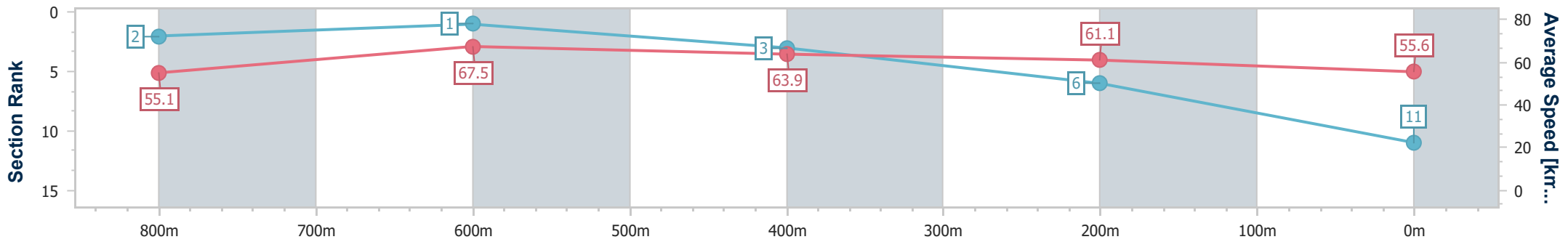
Race 2: Boss Building Maintenance Maiden Plate - 1000m



04 October 2024 - 18:11

Track Rating: Good 4, Weather: Fine, Rail Position: +5m Entire

Section	Overall	800m	600m	400m	200m
Section Times	1:00.10 [11] (0:13.10)	0:47.00 [2] (0:10.82)	0:36.18 [1] (0:11.46)	0:24.72 [3] (0:11.77)	0:12.95 [6] (0:12.95)
Average Speed [km/h]	55.1	67.5	63.9	61.1	55.6
Top Speed [km/h]	70.1	70.1	64.9	62.7	59.0
Avg. Dist. to Rail [m]	8.4	3.7	2.8	3.5	4.1
Avg. Stride Freq. [Hz]	2.5	2.6	2.5	2.4	2.3
Avg. Stride Length [m]	6.1	7.3	7.1	7.2	6.8



- [ ] Ranking at each section and finish
- .-.- No data available at this section
- NA No data available





Horse/Jockey Name	Braidwood Queen
Final Rank	12
Fastest Section Time (Section)	0:10.99 (800m)
Top Speed [km/h] (Section)	68.5 (Overall)
Race State	Finished



### Sunshine Coast QLD Professional

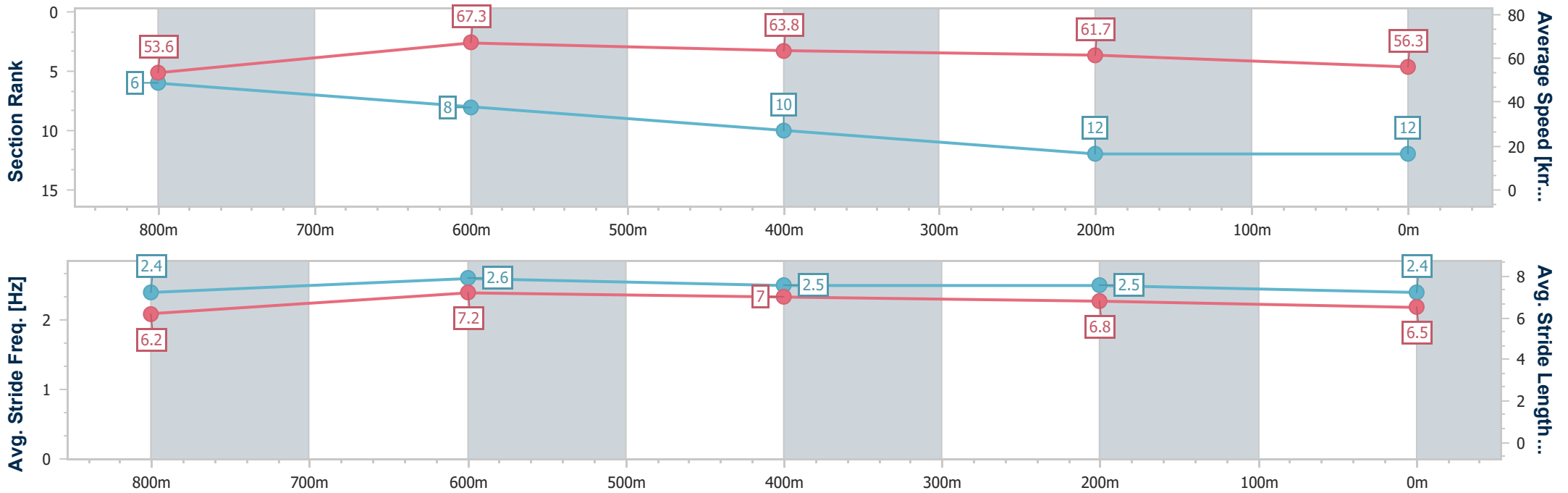
Race 2: Boss Building Maintenance Maiden Plate - 1000m



04 October 2024 - 18:11

Track Rating: Good 4, Weather: Fine, Rail Position: +5m Entire

Section	Overall	800m	600m	400m	200m
Section Times	1:00.48 [12] (0:13.45)	0:47.03 [6] (0:10.99)	0:36.04 [8] (0:11.58)	0:24.46 [10] (0:11.66)	0:12.80 [12] (0:12.80)
Average Speed [km/h]	53.6	67.3	63.8	61.7	56.3
Top Speed [km/h]	68.5	68.4	65.5	63.3	59.7
Avg. Dist. to Rail [m]	8.5	6.2	5.0	5.3	7.1
Avg. Stride Freq. [Hz]	2.4	2.6	2.5	2.5	2.4
Avg. Stride Length [m]	6.2	7.2	7.0	6.8	6.5



- [ ] Ranking at each section and finish
- .-.- No data available at this section
- NA No data available



# Sunshine Coast QLD Professional

## Race 3: Higgins Coatings Class 1 Handicap - 1000m

04 October 2024 - 18:51



Track Rating: Good 4, Weather: Fine, Rail Position: +5m Entire

Section		Overall						800m		600m		400m		200m		Last 600m	
Field Times		0:58.34 (0:12.96)						0:45.38 (0:10.62)		0:34.76 (0:11.35)		0:23.41 (0:11.45)		0:11.96 (0:11.96)		0:34.76	
Rank	TAB	Horse/Jockey	Barrier	Top Speed [km/h]	Fastest Section							Margin			Distance Travelled [m]		
1	4	ARISPHERE Angela Jones	11	69.6 800m	0:10.86 800m	0:58.34 [1] (0:13.21)	0:45.13 [5] (0:10.86)	0:34.27 [5] (0:11.37)	0:22.90 [5] (0:10.94)	0:11.96 [1] (0:11.96)	0:58.34		0:34.27				
2	5	PINK CASHMERE Cody Collis	7	69.6 Overall	0:10.69 800m	0:58.52 [2] (0:13.76)	0:44.76 [11] (0:10.69)	0:34.07 [9] (0:11.21)	0:22.86 [10] (0:10.97)	0:11.89 [4] (0:11.89)	1L		0:34.07	-11			
3	13	GALLERY MASTER Nathan Thomas	5	68.4 800m	0:10.82 800m	0:58.63 [3] (0:13.64)	0:44.99 [9] (0:10.82)	0:34.17 [10] (0:11.17)	0:23.00 [9] (0:11.12)	0:11.88 [8] (0:11.88)	1.5L		0:34.17	-7			
4	7	TORQUE ABOUT MAGIC Kyle Wilson-Taylor	2	68.1 Overall	0:10.98 800m	0:58.81 [4] (0:13.28)	0:45.53 [6] (0:10.98)	0:34.55 [6] (0:11.22)	0:23.33 [6] (0:11.19)	0:12.14 [5] (0:12.14)	2.5L		0:34.55	-10			
5	8	STEP ALONG Minonette Kennedy	6	71.4 800m	0:10.62 800m	0:58.92 [5] (0:12.96)	0:45.96 [1] (0:10.62)	0:35.34 [1] (0:11.46)	0:23.88 [2] (0:11.40)	0:12.48 [2] (0:12.48)	3L		0:35.34	-6			
6	3	CAMP LAND Martin Harley	9	70.3 800m	0:10.84 800m	0:59.23 [6] (0:13.07)	0:46.16 [3] (0:10.84)	0:35.32 [3] (0:11.37)	0:23.95 [4] (0:11.41)	0:12.54 [6] (0:12.54)	4.8L		0:35.32	-5			
7	6	PACIFIC PIRATE Tahlia Fenlon	10	68.9 800m	0:10.77 800m	0:59.28 [7] (0:13.74)	0:45.54 [10] (0:10.77)	0:34.77 [11] (0:11.27)	0:23.50 [11] (0:11.15)	0:12.35 [10] (0:12.35)	5L		0:34.77	-5			
8	2	HELL AND BACK James Orman	1	70.5 Overall	0:10.99 800m	0:59.29 [8] (0:13.29)	0:46.00 [7] (0:10.99)	0:35.01 [8] (0:11.34)	0:23.67 [7] (0:11.30)	0:12.37 [9] (0:12.37)	5.1L		0:35.01	-11			
9	1	MY NAME IS Les Tilley	3	72.1 Overall	0:10.54 800m	0:59.43 [9] (0:13.04)	0:46.39 [2] (0:10.54)	0:35.85 [1] (0:11.35)	0:24.50 [1] (0:11.56)	0:12.94 [3] (0:12.94)	5.9L		0:35.85	-11			
10	11	SAY WHEN SUTTY Rob Thorburn	4	70.7 Overall	0:10.86 800m	0:59.70 [10] (0:13.09)	0:46.61 [4] (0:10.86)	0:35.75 [4] (0:11.26)	0:24.49 [3] (0:11.53)	0:12.96 [7] (0:12.96)	7.4L		0:35.75	-9			

Scratched: Hearts Are Racing (#10), Apollo Ten (#9), Rasheed (#14)

[ ] Ranking at each section and finish  
 -:-:- No data available at this section  
 NA No data available  
 SCN Saddle cloth number  
 DNF Did not finish  
 DNT Did not track



**Sunshine Coast QLD Professional**  
**Race 3: Higgins Coatings Class 1 Handicap - 1000m**  
**04 October 2024 - 18:51**



Track Rating: Good 4, Weather: Fine, Rail Position: +5m Entire

Section		Overall	800m	600m	400m	200m	Last 600m					
Field Times		0:58.34 (0:12.96)	0:45.38 (0:10.62)	0:34.76 (0:11.35)	0:23.41 (0:11.45)	0:11.96 (0:11.96)	0:34.76					
Rank	TAB Horse/Jockey	Barrier	Top Speed [km/h]	Fastest Section	Margin			Distance Travelled [m]				
11	12 SEEYOU LATER Karl Zechner	8	69.4 Overall	0:10.98 800m	0:59.99 [11] (0:13.29)	0:46.70 [8] (0:10.98)	0:35.72 [7] (0:11.36)	0:24.36 [8] (0:11.48)	0:12.88 [11] (0:12.88)	8.9L	0:35.72	-4

Scratched: Hearts Are Racing (#10), Apollo Ten (#9), Rasheed (#14)

[ ] Ranking at each section and finish  
 -:-:- No data available at this section  
 NA No data available

SCN Saddle cloth number  
 DNF Did not finish  
 DNT Did not track



Horse/Jockey Name	Arisphere
Final Rank	1
Fastest Section Time (Section)	0:10.86 (800m)
Top Speed [km/h] (Section)	69.6 (800m)
Race State	Finished



Sunshine Coast QLD Professional

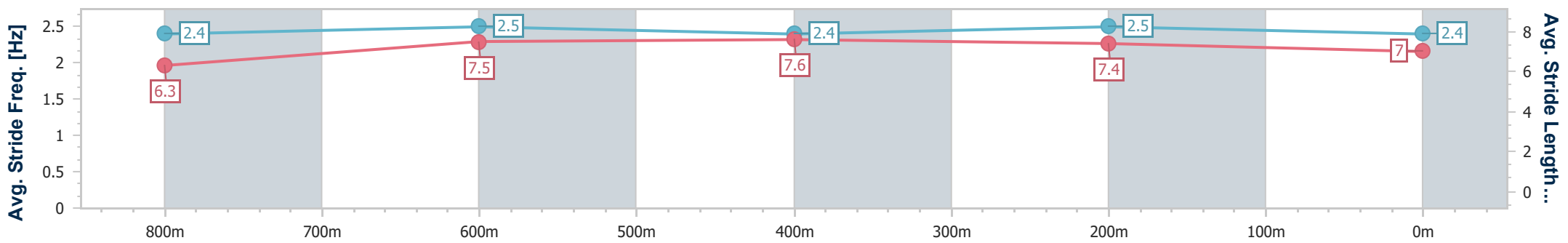
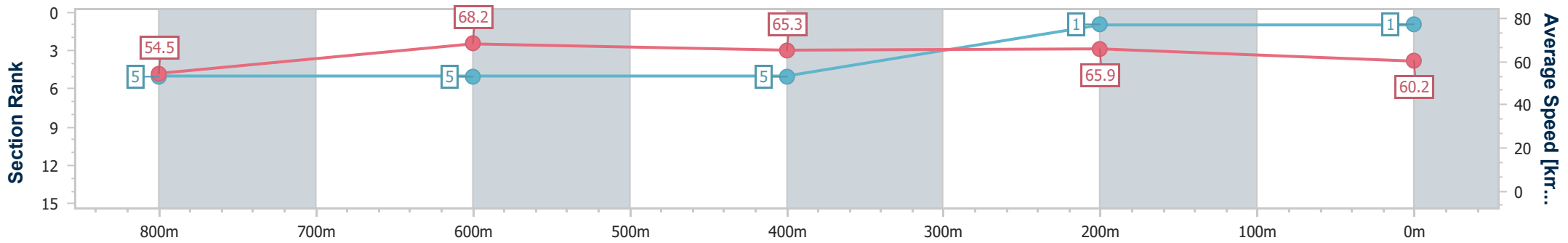
Race 3: Higgins Coatings Class 1 Handicap - 1000m



04 October 2024 - 18:51

Track Rating: Good 4, Weather: Fine, Rail Position: +5m Entire

Section	Overall	800m	600m	400m	200m
Section Times	0:58.34 [1] (0:13.21)	0:45.13 [5] (0:10.86)	0:34.27 [5] (0:11.37)	0:22.90 [5] (0:10.94)	0:11.96 [1] (0:11.96)
Average Speed [km/h]	54.5	68.2	65.3	65.9	60.2
Top Speed [km/h]	69.4	69.6	68.0	67.2	65.5
Avg. Dist. to Rail [m]	11.2	7.7	5.8	7.2	5.5
Avg. Stride Freq. [Hz]	2.4	2.5	2.4	2.5	2.4
Avg. Stride Length [m]	6.3	7.5	7.6	7.4	7.0



- [ ] Ranking at each section and finish
- .-.- No data available at this section
- NA No data available



Horse/Jockey Name	Pink Cashmere
Final Rank	2
Fastest Section Time (Section)	0:10.69 (800m)
Top Speed [km/h] (Section)	69.6 (Overall)
Race State	Finished



### Sunshine Coast QLD Professional

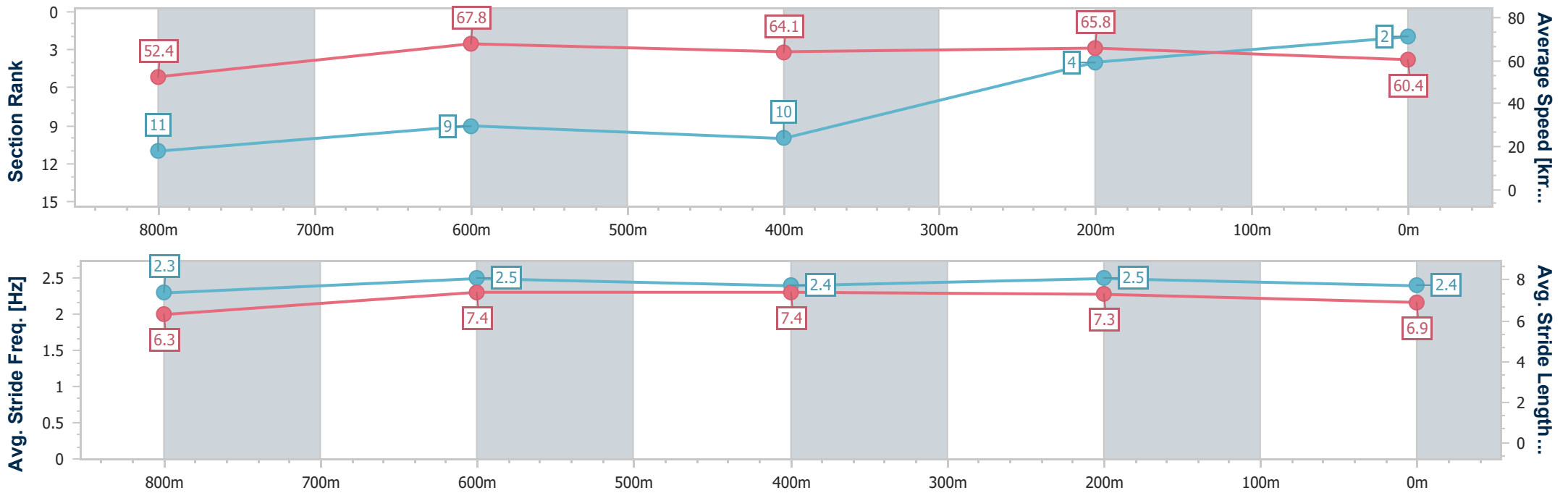
Race 3: Higgins Coatings Class 1 Handicap - 1000m



04 October 2024 - 18:51

Track Rating: Good 4, Weather: Fine, Rail Position: +5m Entire

Section	Overall	800m	600m	400m	200m
Section Times	0:58.52 [2] (0:13.76)	0:44.76 [11] (0:10.69)	0:34.07 [9] (0:11.21)	0:22.86 [10] (0:10.97)	0:11.89 [4] (0:11.89)
Average Speed [km/h]	52.4	67.8	64.1	65.8	60.4
Top Speed [km/h]	69.6	69.5	65.2	67.1	64.0
Avg. Dist. to Rail [m]	4.8	2.2	0.7	0.7	2.3
Avg. Stride Freq. [Hz]	2.3	2.5	2.4	2.5	2.4
Avg. Stride Length [m]	6.3	7.4	7.4	7.3	6.9



- [ ] Ranking at each section and finish
- .-.- No data available at this section
- NA No data available



Horse/Jockey Name	Gallery Master
Final Rank	3
Fastest Section Time (Section)	0:10.82 (800m)
Top Speed [km/h] (Section)	68.4 (800m)
Race State	Finished



### Sunshine Coast QLD Professional

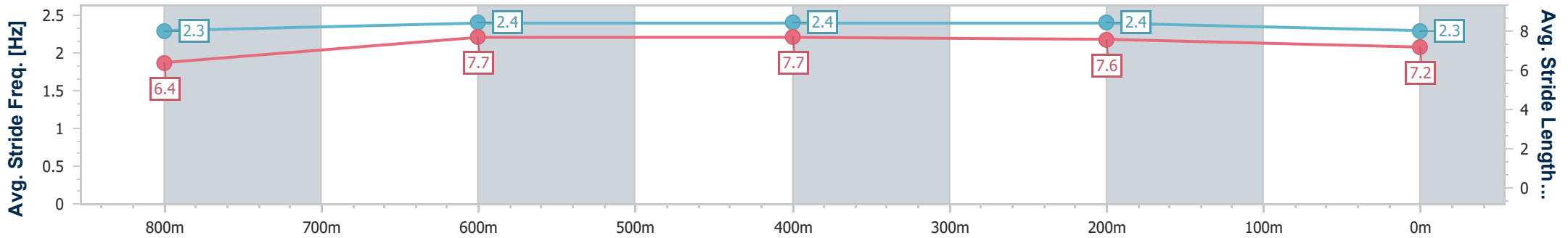
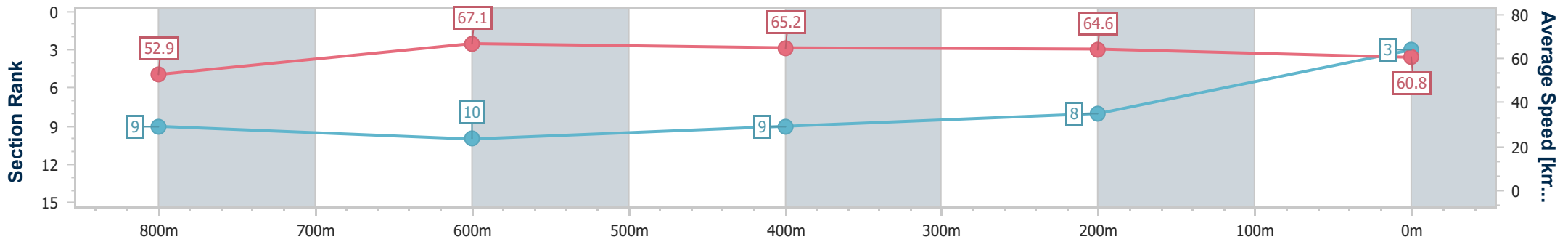
Race 3: Higgins Coatings Class 1 Handicap - 1000m

04 October 2024 - 18:51



Track Rating: Good 4, Weather: Fine, Rail Position: +5m Entire

Section	Overall	800m	600m	400m	200m
Section Times	0:58.63 [3] (0:13.64)	0:44.99 [9] (0:10.82)	0:34.17 [10] (0:11.17)	0:23.00 [9] (0:11.12)	0:11.88 [8] (0:11.88)
Average Speed [km/h]	52.9	67.1	65.2	64.6	60.8
Top Speed [km/h]	67.9	68.4	65.7	65.8	62.9
Avg. Dist. to Rail [m]	5.2	3.1	1.6	4.9	6.8
Avg. Stride Freq. [Hz]	2.3	2.4	2.4	2.4	2.3
Avg. Stride Length [m]	6.4	7.7	7.7	7.6	7.2



- [ ] Ranking at each section and finish
- .-.- No data available at this section
- NA No data available



Horse/Jockey Name	Torque About Magic
Final Rank	4
Fastest Section Time (Section)	0:10.98 (800m)
Top Speed [km/h] (Section)	68.1 (Overall)
Race State	Finished



### Sunshine Coast QLD Professional

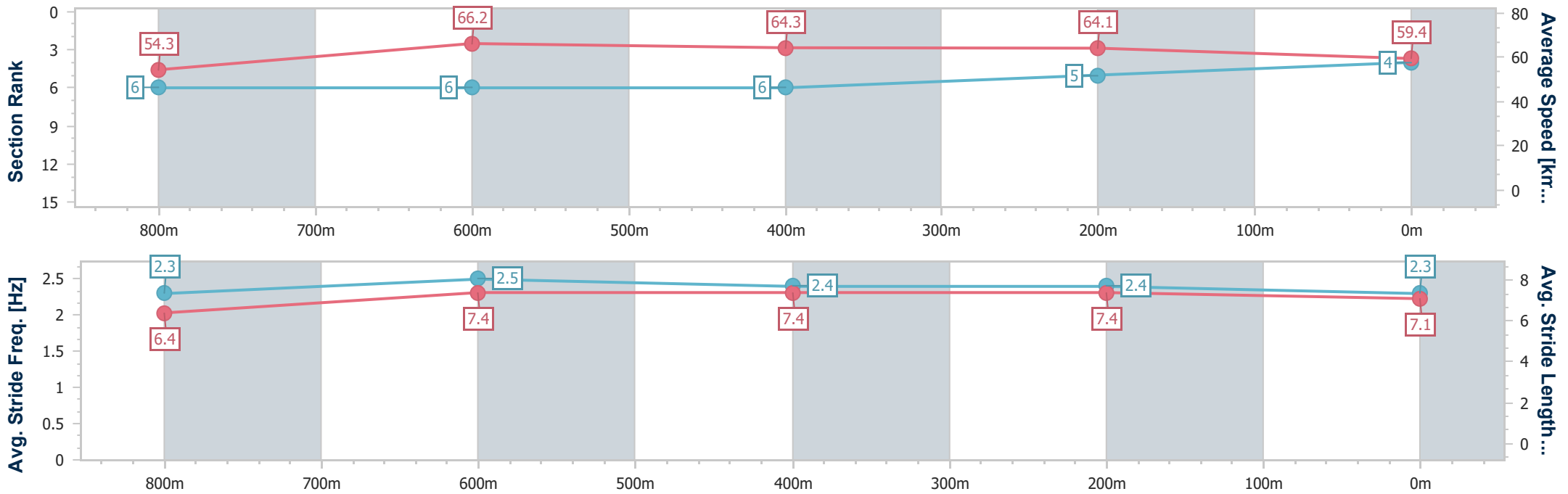
Race 3: Higgins Coatings Class 1 Handicap - 1000m



04 October 2024 - 18:51

Track Rating: Good 4, Weather: Fine, Rail Position: +5m Entire

Section	Overall	800m	600m	400m	200m
Section Times	0:58.81 [4] (0:13.28)	0:45.53 [6] (0:10.98)	0:34.55 [6] (0:11.22)	0:23.33 [6] (0:11.19)	0:12.14 [5] (0:12.14)
Average Speed [km/h]	54.3	66.2	64.3	64.1	59.4
Top Speed [km/h]	68.1	68.0	64.5	66.4	62.3
Avg. Dist. to Rail [m]	3.6	3.3	0.5	2.5	4.9
Avg. Stride Freq. [Hz]	2.3	2.5	2.4	2.4	2.3
Avg. Stride Length [m]	6.4	7.4	7.4	7.4	7.1



- [ ] Ranking at each section and finish
- .-.- No data available at this section
- NA No data available



Horse/Jockey Name	Step Along
Final Rank	5
Fastest Section Time (Section)	0:10.62 (800m)
Top Speed [km/h] (Section)	71.4 (800m)
Race State	Finished



### Sunshine Coast QLD Professional

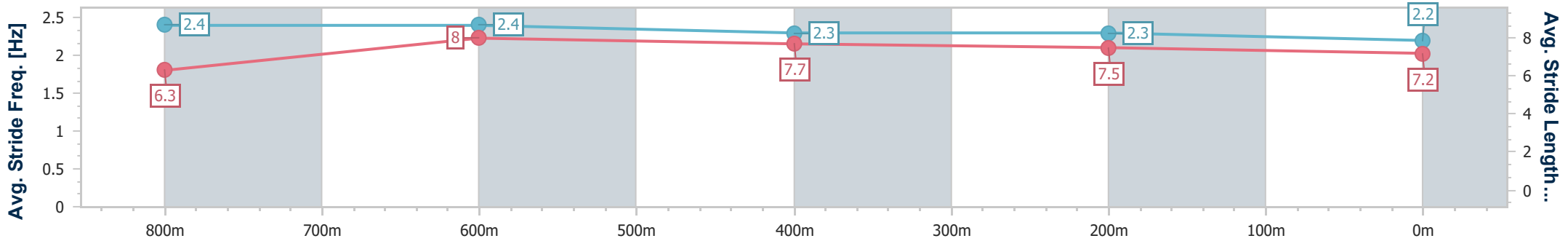
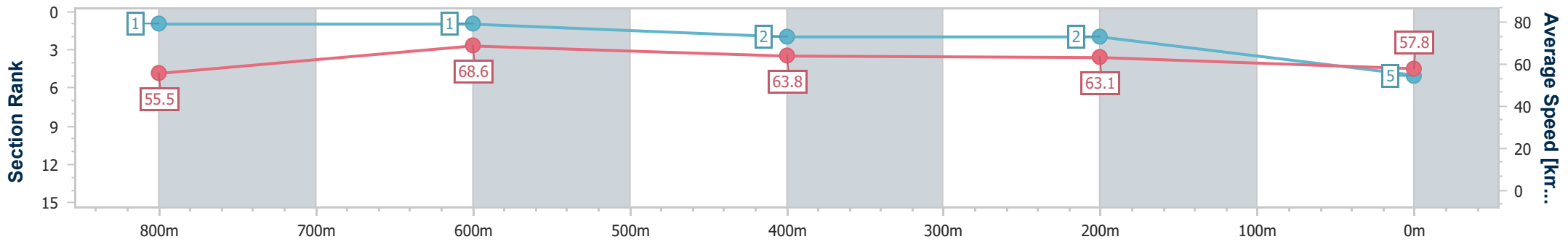
Race 3: Higgins Coatings Class 1 Handicap - 1000m



04 October 2024 - 18:51

Track Rating: Good 4, Weather: Fine, Rail Position: +5m Entire

Section	Overall	800m	600m	400m	200m
Section Times	0:58.92 [5] (0:12.96)	0:45.96 [1] (0:10.62)	0:35.34 [1] (0:11.46)	0:23.88 [2] (0:11.40)	0:12.48 [2] (0:12.48)
Average Speed [km/h]	55.5	68.6	63.8	63.1	57.8
Top Speed [km/h]	70.5	71.4	65.7	64.3	61.2
Avg. Dist. to Rail [m]	6.6	3.5	3.0	5.1	4.9
Avg. Stride Freq. [Hz]	2.4	2.4	2.3	2.3	2.2
Avg. Stride Length [m]	6.3	8.0	7.7	7.5	7.2



- [ ] Ranking at each section and finish
- .-.- No data available at this section
- NA No data available





Horse/Jockey Name	Camp Land
Final Rank	6
Fastest Section Time (Section)	0:10.84 (800m)
Top Speed [km/h] (Section)	70.3 (800m)
Race State	Finished



### Sunshine Coast QLD Professional

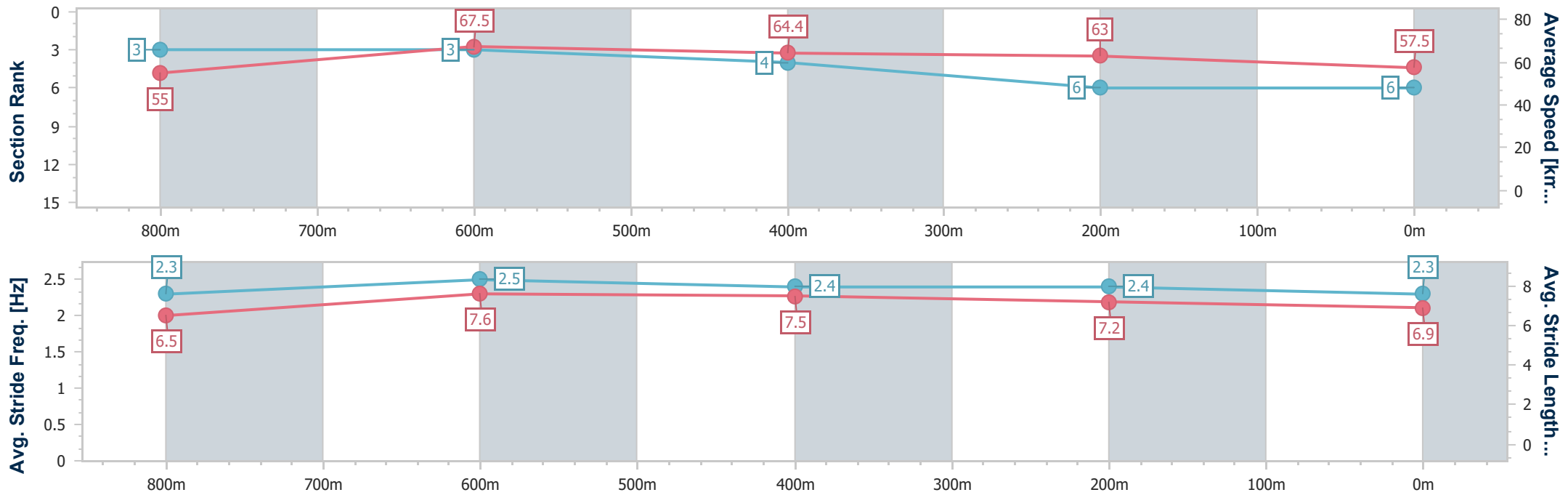
Race 3: Higgins Coatings Class 1 Handicap - 1000m



04 October 2024 - 18:51

Track Rating: Good 4, Weather: Fine, Rail Position: +5m Entire

Section	Overall	800m	600m	400m	200m
Section Times	0:59.23 [6] (0:13.07)	0:46.16 [3] (0:10.84)	0:35.32 [3] (0:11.37)	0:23.95 [4] (0:11.41)	0:12.54 [6] (0:12.54)
Average Speed [km/h]	55.0	67.5	64.4	63.0	57.5
Top Speed [km/h]	70.2	70.3	66.5	65.9	61.1
Avg. Dist. to Rail [m]	9.5	4.5	2.7	5.2	6.8
Avg. Stride Freq. [Hz]	2.3	2.5	2.4	2.4	2.3
Avg. Stride Length [m]	6.5	7.6	7.5	7.2	6.9



- [ ] Ranking at each section and finish
- .-.- No data available at this section
- NA No data available



Horse/Jockey Name	Pacific Pirate
Final Rank	7
Fastest Section Time (Section)	0:10.77 (800m)
Top Speed [km/h] (Section)	68.9 (800m)
Race State	Finished



Sunshine Coast QLD Professional

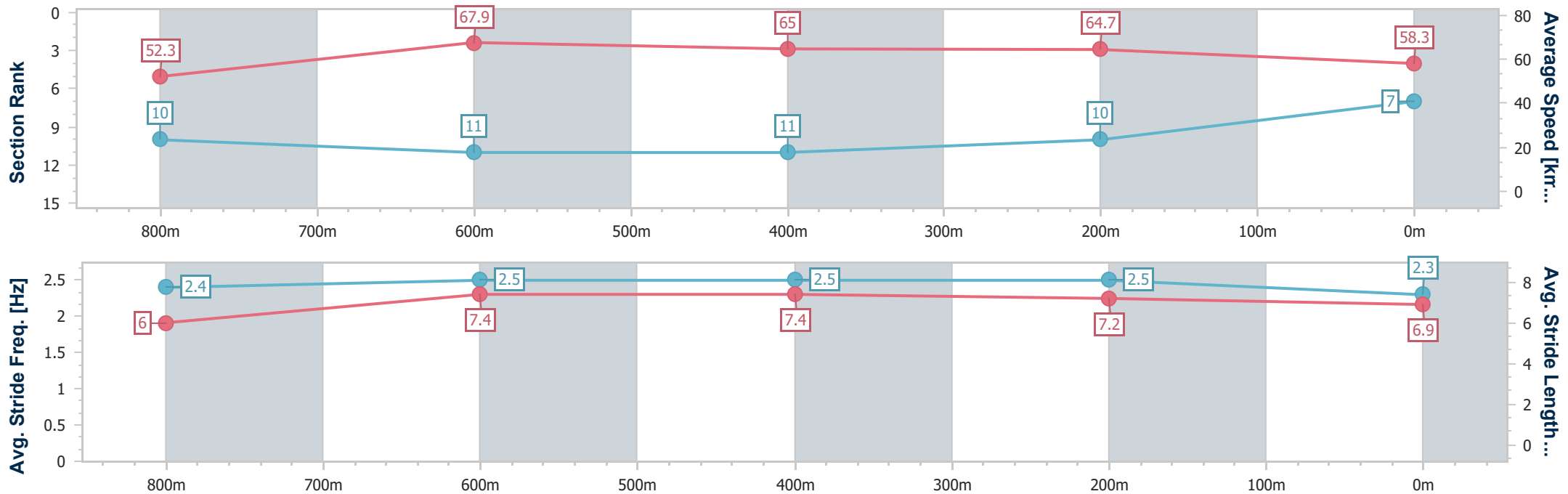
Race 3: Higgins Coatings Class 1 Handicap - 1000m



04 October 2024 - 18:51

Track Rating: Good 4, Weather: Fine, Rail Position: +5m Entire

Section	Overall	800m	600m	400m	200m
Section Times	0:59.28 [7] (0:13.74)	0:45.54 [10] (0:10.77)	0:34.77 [11] (0:11.27)	0:23.50 [11] (0:11.15)	0:12.35 [10] (0:12.35)
Average Speed [km/h]	52.3	67.9	65.0	64.7	58.3
Top Speed [km/h]	68.7	68.9	66.4	66.5	62.8
Avg. Dist. to Rail [m]	8.0	4.0	3.0	7.2	7.6
Avg. Stride Freq. [Hz]	2.4	2.5	2.5	2.5	2.3
Avg. Stride Length [m]	6.0	7.4	7.4	7.2	6.9



- [ ] Ranking at each section and finish
- .-.- No data available at this section
- NA No data available



Horse/Jockey Name	Hell And Back
Final Rank	8
Fastest Section Time (Section)	0:10.99 (800m)
Top Speed [km/h] (Section)	70.5 (Overall)
Race State	Finished



### Sunshine Coast QLD Professional

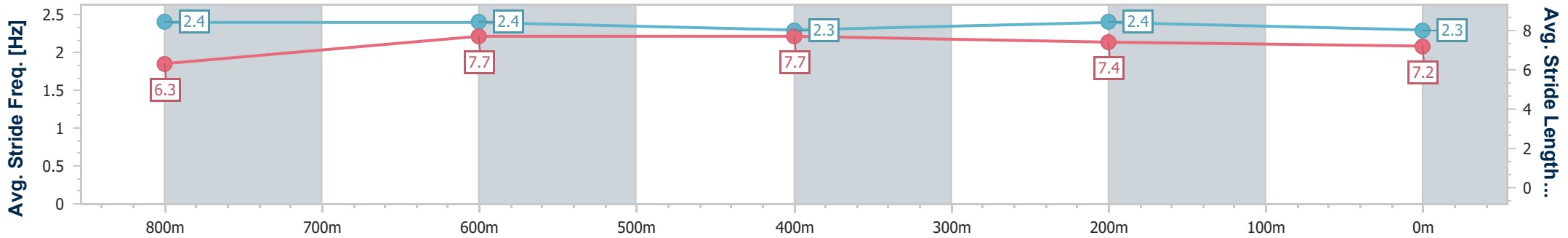
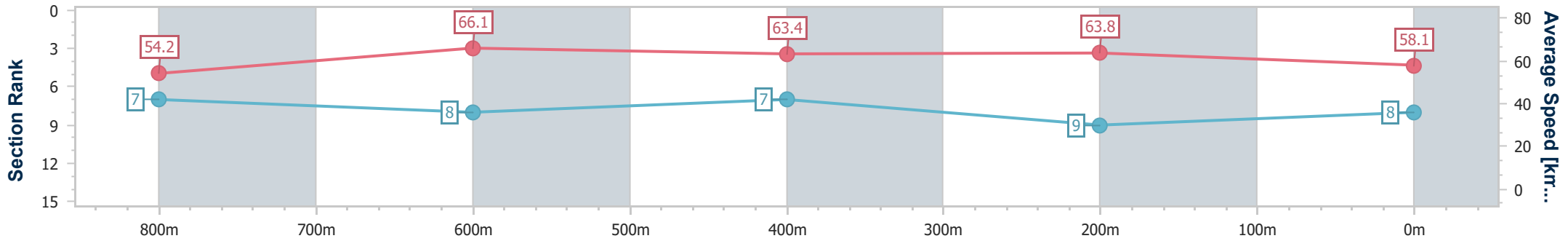
Race 3: Higgins Coatings Class 1 Handicap - 1000m



04 October 2024 - 18:51

Track Rating: Good 4, Weather: Fine, Rail Position: +5m Entire

Section	Overall	800m	600m	400m	200m
Section Times	0:59.29 [8] (0:13.29)	0:46.00 [7] (0:10.99)	0:35.01 [8] (0:11.34)	0:23.67 [7] (0:11.30)	0:12.37 [9] (0:12.37)
Average Speed [km/h]	54.2	66.1	63.4	63.8	58.1
Top Speed [km/h]	70.5	70.1	64.7	65.6	62.7
Avg. Dist. to Rail [m]	3.0	2.4	0.8	2.1	4.6
Avg. Stride Freq. [Hz]	2.4	2.4	2.3	2.4	2.3
Avg. Stride Length [m]	6.3	7.7	7.7	7.4	7.2



- [ ] Ranking at each section and finish
- .-.- No data available at this section
- NA No data available



Horse/Jockey Name	My Name Is
Final Rank	9
Fastest Section Time (Section)	0:10.54 (800m)
Top Speed [km/h] (Section)	72.1 (Overall)
Race State	Finished



### Sunshine Coast QLD Professional

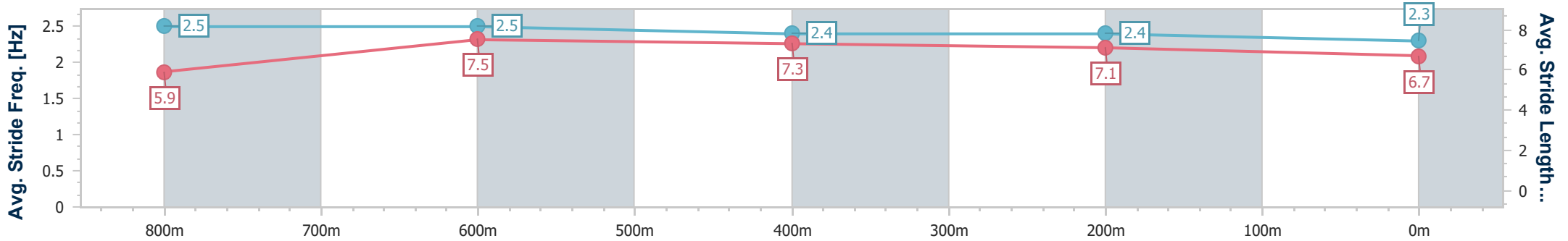
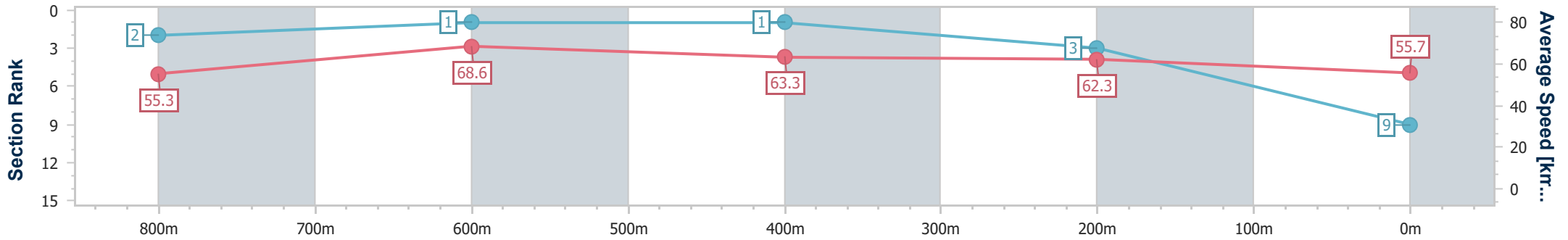
Race 3: Higgins Coatings Class 1 Handicap - 1000m



04 October 2024 - 18:51

Track Rating: Good 4, Weather: Fine, Rail Position: +5m Entire

Section	Overall	800m	600m	400m	200m
Section Times	0:59.43 [9] (0:13.04)	0:46.39 [2] (0:10.54)	0:35.85 [1] (0:11.35)	0:24.50 [1] (0:11.56)	0:12.94 [3] (0:12.94)
Average Speed [km/h]	55.3	68.6	63.3	62.3	55.7
Top Speed [km/h]	72.1	72.0	65.6	63.9	60.8
Avg. Dist. to Rail [m]	4.1	1.5	0.2	2.1	2.0
Avg. Stride Freq. [Hz]	2.5	2.5	2.4	2.4	2.3
Avg. Stride Length [m]	5.9	7.5	7.3	7.1	6.7



- [ ] Ranking at each section and finish
- .-.- No data available at this section
- NA No data available



Horse/Jockey Name	Say When Suttly
Final Rank	10
Fastest Section Time (Section)	0:10.86 (800m)
Top Speed [km/h] (Section)	70.7 (Overall)
Race State	Finished



### Sunshine Coast QLD Professional

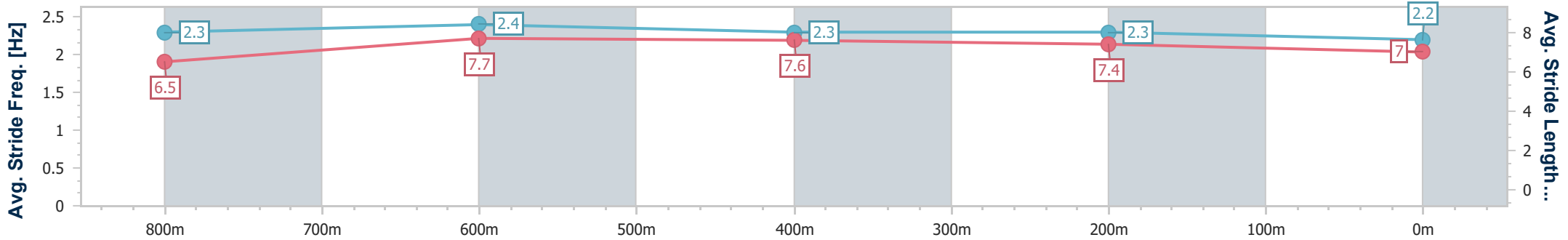
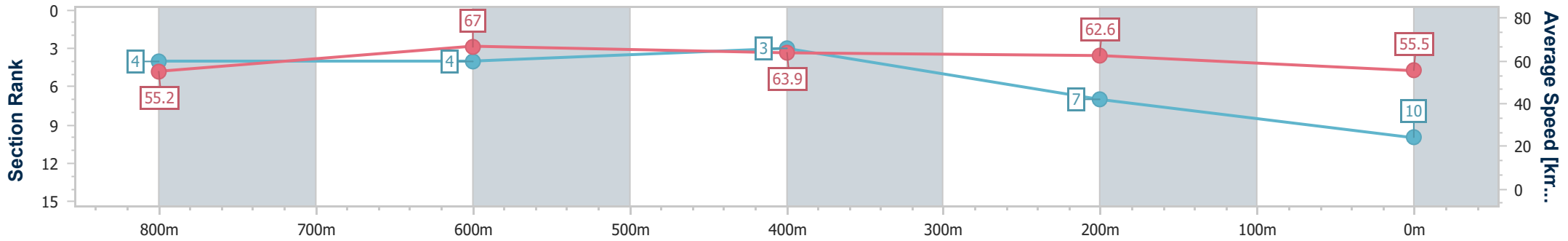
Race 3: Higgins Coatings Class 1 Handicap - 1000m



04 October 2024 - 18:51

Track Rating: Good 4, Weather: Fine, Rail Position: +5m Entire

Section	Overall	800m	600m	400m	200m
Section Times	0:59.70 [10] (0:13.09)	0:46.61 [4] (0:10.86)	0:35.75 [4] (0:11.26)	0:24.49 [3] (0:11.53)	0:12.96 [7] (0:12.96)
Average Speed [km/h]	55.2	67.0	63.9	62.6	55.5
Top Speed [km/h]	70.7	70.4	65.5	63.5	60.1
Avg. Dist. to Rail [m]	5.6	3.0	0.8	0.7	0.9
Avg. Stride Freq. [Hz]	2.3	2.4	2.3	2.3	2.2
Avg. Stride Length [m]	6.5	7.7	7.6	7.4	7.0



- [ ] Ranking at each section and finish
- .-.- No data available at this section
- NA No data available



Horse/Jockey Name	Seeyou Later
Final Rank	11
Fastest Section Time (Section)	0:10.98 (800m)
Top Speed [km/h] (Section)	69.4 (Overall)
Race State	Finished



### Sunshine Coast QLD Professional

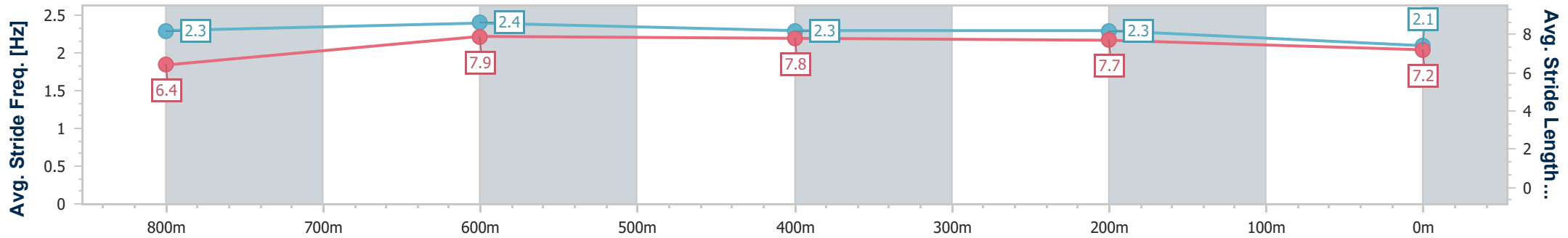
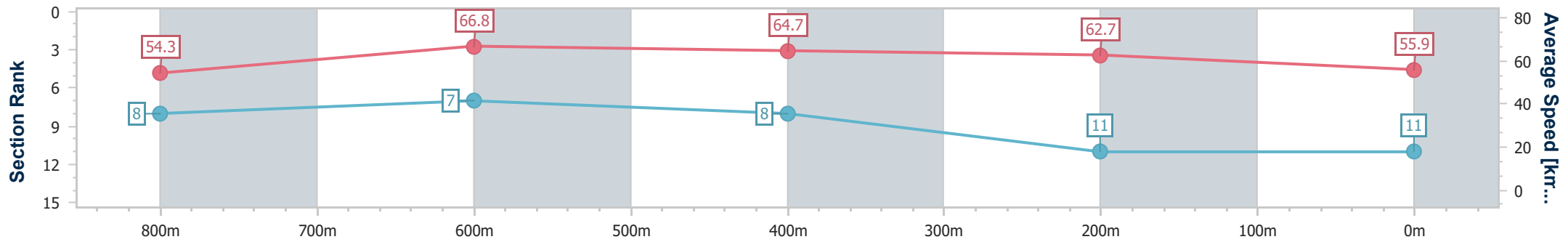
Race 3: Higgins Coatings Class 1 Handicap - 1000m



04 October 2024 - 18:51

Track Rating: Good 4, Weather: Fine, Rail Position: +5m Entire

Section	Overall	800m	600m	400m	200m
Section Times	0:59.99 [11] (0:13.29)	0:46.70 [8] (0:10.98)	0:35.72 [7] (0:11.36)	0:24.36 [8] (0:11.48)	0:12.88 [11] (0:12.88)
Average Speed [km/h]	54.3	66.8	64.7	62.7	55.9
Top Speed [km/h]	69.4	68.5	65.8	63.9	59.2
Avg. Dist. to Rail [m]	7.6	4.9	4.0	7.9	8.0
Avg. Stride Freq. [Hz]	2.3	2.4	2.3	2.3	2.1
Avg. Stride Length [m]	6.4	7.9	7.8	7.7	7.2



- [ ] Ranking at each section and finish
- .-.- No data available at this section
- NA No data available



**Sunshine Coast QLD Professional**  
**Race 4: PASG Projects Colts, Geldings and Entires BM58 Handicap - 1200m**  
**04 October 2024 - 19:25**



Track Rating: Good 4, Weather: Fine, Rail Position: +5m Entire

Section		Field Times											Last 600m	
		Overall	1000m	800m	600m	400m	200m						0:35.40	
		1:12.94 (0:13.71)	0:59.23 (0:11.49)	0:47.74 (0:12.34)	0:35.40 (0:12.08)	0:23.32 (0:11.34)	0:11.98 (0:11.98)							
Rank	TAB Horse/Jockey	Barrier	Top Speed [km/h]	Fastest Section									Margin	Distance Travelled [m]
1	7 <b>WHISKEY AND BEER</b> Trudy Thornton	2	64.2 400m	0:11.31 400m	1:12.94 [1] (0:14.07)	0:58.87 [7] (0:11.61)	0:47.26 [7] (0:12.27)	0:34.99 [5] (0:11.88)	0:23.11 [4] (0:11.31)	0:11.80 [4] (0:11.80)	1:12.94	0:34.99		
2	1 <b>HILL BILLY FLYER</b> Corey Sutherland	1	64.5 400m	0:11.32 400m	1:13.01 [2] (0:13.71)	0:59.30 [1] (0:11.58)	0:47.72 [4] (0:12.39)	0:35.33 [3] (0:12.01)	0:23.32 [3] (0:11.32)	0:12.00 [2] (0:12.00)	0.3L	0:35.33	+4	
3	8 <b>CRYPTIC PRISM</b> Cody Collis	9	66.0 1000m	0:11.34 400m	1:13.09 [3] (0:13.74)	0:59.35 [3] (0:11.49)	0:47.86 [2] (0:12.32)	0:35.54 [2] (0:12.07)	0:23.47 [1] (0:11.34)	0:12.13 [1] (0:12.13)	0.7L	0:35.54	-3	
4	11 <b>BULL DIMPLE RUM</b> Sean Cormack	5	66.0 400m	0:11.26 400m	1:13.37 [4] (0:14.33)	0:59.04 [8] (0:11.49)	0:47.55 [9] (0:12.28)	0:35.27 [8] (0:11.84)	0:23.43 [6] (0:11.26)	0:12.17 [5] (0:12.17)	2.2L	0:35.27	-3	
5	5 <b>MARCH AS ONE</b> Nikita Beriman	7	65.3 400m	0:11.31 400m	1:13.41 [5] (0:13.72)	0:59.69 [2] (0:11.55)	0:48.14 [3] (0:12.60)	0:35.54 [4] (0:12.03)	0:23.51 [5] (0:11.31)	0:12.20 [6] (0:12.20)	2.4L	0:35.54	+9	
6	6 <b>CHARGED</b> Cejay Graham	6	65.6 1000m	0:11.37 1000m	1:13.71 [6] (0:14.44)	0:59.27 [9] (0:11.37)	0:47.90 [8] (0:12.31)	0:35.59 [9] (0:12.20)	0:23.39 [9] (0:11.40)	0:11.99 [8] (0:11.99)	3.9L	0:35.59	+2	
7	10 <b>LOVEZELADYS</b> Minonette Kennedy	3	65.3 1000m	0:11.51 1000m	1:13.72 [7] (0:14.04)	0:59.68 [6] (0:11.51)	0:48.17 [6] (0:12.42)	0:35.75 [6] (0:12.13)	0:23.62 [7] (0:11.55)	0:12.07 [7] (0:12.07)	4L	0:35.75	+0	
8	9 <b>BAMBALAM</b> Shania Willis	8	66.6 1000m	0:11.21 1000m	1:13.76 [8] (0:13.99)	0:59.77 [5] (0:11.21)	0:48.56 [1] (0:12.34)	0:36.22 [1] (0:12.13)	0:24.09 [2] (0:11.46)	0:12.63 [3] (0:12.63)	4.2L	0:36.22	+2	
9	12 <b>HARLEY CHARLIE</b> Karl Zechner	4	65.2 1000m	0:11.40 1000m	1:14.74 [9] (0:13.98)	1:00.76 [4] (0:11.40)	0:49.36 [5] (0:12.61)	0:36.75 [7] (0:12.32)	0:24.43 [8] (0:11.89)	0:12.54 [9] (0:12.54)	10L	0:36.75	+5	

Scratched: Hurricane Hall (#3), Claudius (#13), Point The Wagon (#4), Rashford (#2)

[ ] Ranking at each section and finish  
 -:-:- No data available at this section  
 NA No data available  
 SCN Saddle cloth number  
 DNF Did not finish  
 DNT Did not track



Horse/Jockey Name	Whiskey And Beer
Final Rank	1
Fastest Section Time (Section)	0:11.31 (400m)
Top Speed [km/h] (Section)	64.2 (400m)
Race State	Finished



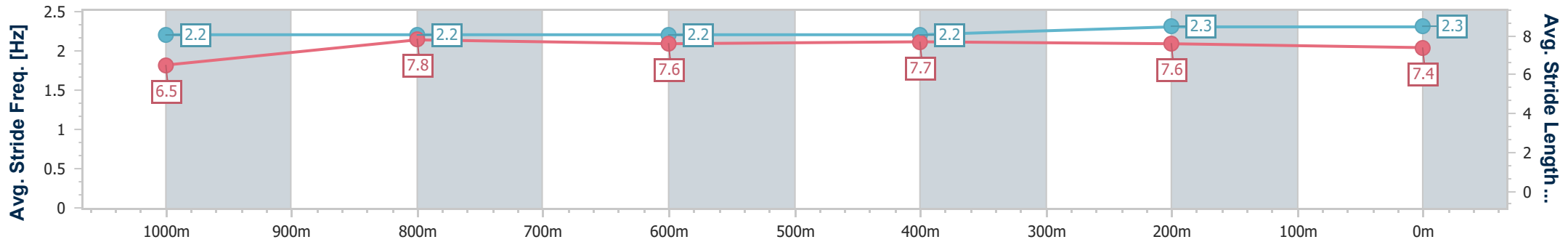
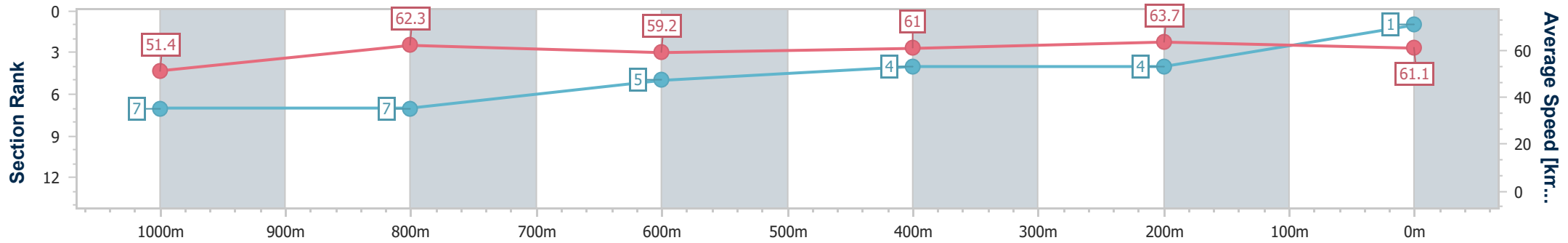
Sunshine Coast QLD Professional  
 Race 4: PASG Projects Colts, Geldings and Entires BM58  
 Handicap - 1200m



04 October 2024 - 19:25

Track Rating: Good 4, Weather: Fine, Rail Position: +5m Entire

Section	Overall	1000m	800m	600m	400m	200m
Section Times	1:12.94 [1] (0:14.07)	0:58.87 [7] (0:11.61)	0:47.26 [7] (0:12.27)	0:34.99 [5] (0:11.88)	0:23.11 [4] (0:11.31)	0:11.80 [4] (0:11.80)
Average Speed [km/h]	51.4	62.3	59.2	61.0	63.7	61.1
Top Speed [km/h]	63.8	63.5	61.0	63.1	64.2	63.8
Avg. Dist. to Rail [m]	3.6	2.4	1.7	1.1	3.0	3.5
Avg. Stride Freq. [Hz]	2.2	2.2	2.2	2.2	2.3	2.3
Avg. Stride Length [m]	6.5	7.8	7.6	7.7	7.6	7.4



- [ ] Ranking at each section and finish
- .-.- No data available at this section
- NA No data available





Horse/Jockey Name	Hill Billy Flyer
Final Rank	2
Fastest Section Time (Section)	0:11.32 (400m)
Top Speed [km/h] (Section)	64.5 (400m)
Race State	Finished



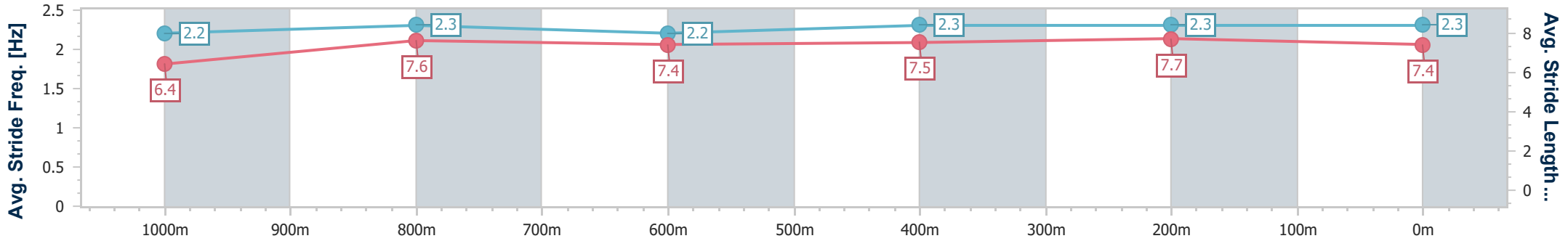
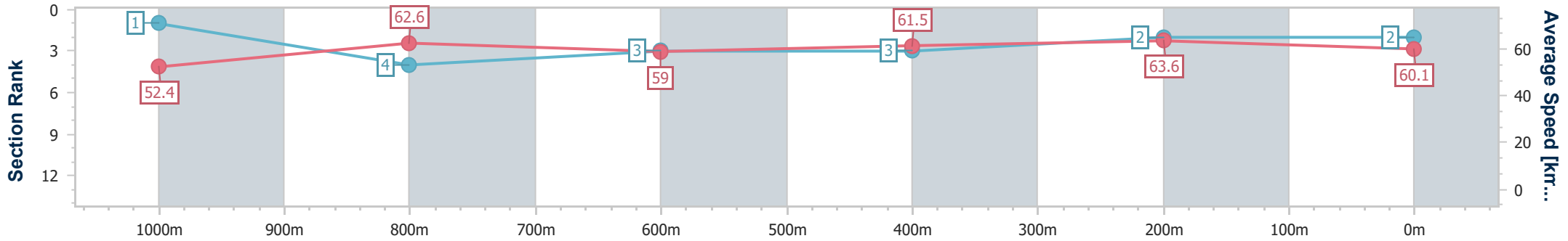
Sunshine Coast QLD Professional  
 Race 4: PASG Projects Colts, Geldings and Entires BM58  
 Handicap - 1200m



04 October 2024 - 19:25

Track Rating: Good 4, Weather: Fine, Rail Position: +5m Entire

Section	Overall	1000m	800m	600m	400m	200m
Section Times	1:13.01 [2] (0:13.71)	0:59.30 [1] (0:11.58)	0:47.72 [4] (0:12.39)	0:35.33 [3] (0:12.01)	0:23.32 [3] (0:11.32)	0:12.00 [2] (0:12.00)
Average Speed [km/h]	52.4	62.6	59.0	61.5	63.6	60.1
Top Speed [km/h]	63.4	63.8	61.0	63.8	64.5	62.6
Avg. Dist. to Rail [m]	3.6	2.2	2.5	4.5	5.9	3.2
Avg. Stride Freq. [Hz]	2.2	2.3	2.2	2.3	2.3	2.3
Avg. Stride Length [m]	6.4	7.6	7.4	7.5	7.7	7.4



- [ ] Ranking at each section and finish
- .-.- No data available at this section
- NA No data available



Horse/Jockey Name	Cryptic Prism
Final Rank	3
Fastest Section Time (Section)	0:11.34 (400m)
Top Speed [km/h] (Section)	66.0 (1000m)
Race State	Finished



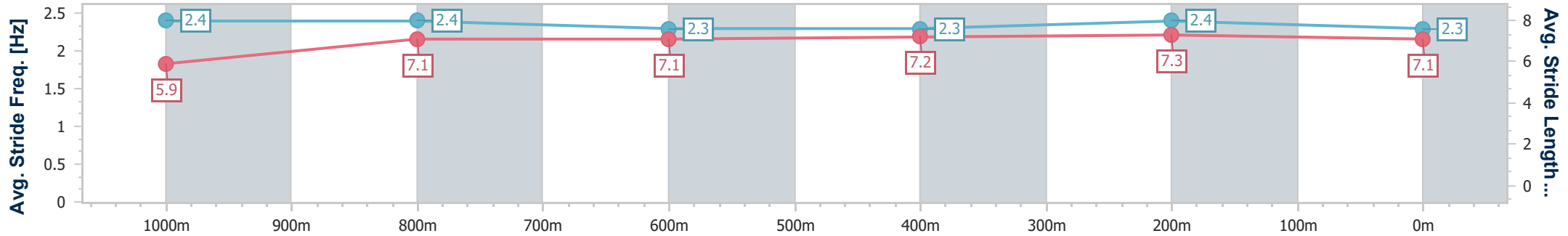
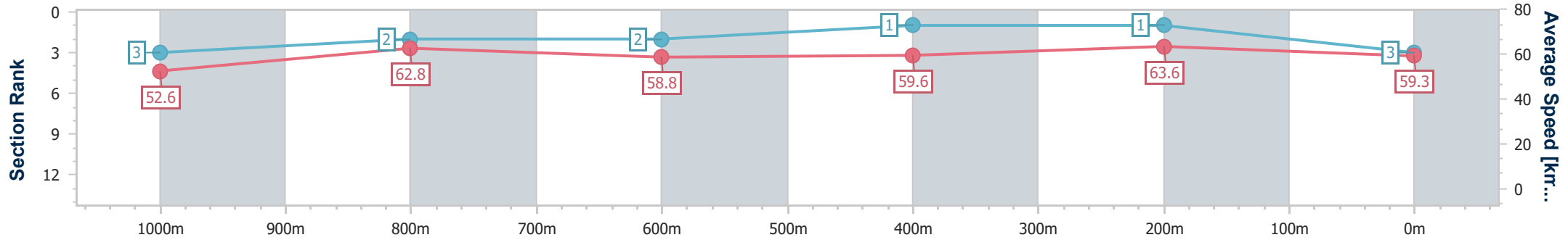
Sunshine Coast QLD Professional  
 Race 4: PASG Projects Colts, Geldings and Entires BM58  
 Handicap - 1200m



04 October 2024 - 19:25

Track Rating: Good 4, Weather: Fine, Rail Position: +5m Entire

Section	Overall	1000m	800m	600m	400m	200m
Section Times	1:13.09 [3] (0:13.74)	0:59.35 [3] (0:11.49)	0:47.86 [2] (0:12.32)	0:35.54 [2] (0:12.07)	0:23.47 [1] (0:11.34)	0:12.13 [1] (0:12.13)
Average Speed [km/h]	52.6	62.8	58.8	59.6	63.6	59.3
Top Speed [km/h]	65.6	66.0	61.6	63.3	65.2	63.2
Avg. Dist. to Rail [m]	8.3	2.5	0.9	0.2	1.4	1.2
Avg. Stride Freq. [Hz]	2.4	2.4	2.3	2.3	2.4	2.3
Avg. Stride Length [m]	5.9	7.1	7.1	7.2	7.3	7.1



- [ ] Ranking at each section and finish
- .-.-.- No data available at this section
- NA No data available



Horse/Jockey Name	Bull Dimple Rum
Final Rank	4
Fastest Section Time (Section)	0:11.26 (400m)
Top Speed [km/h] (Section)	66.0 (400m)
Race State	Finished



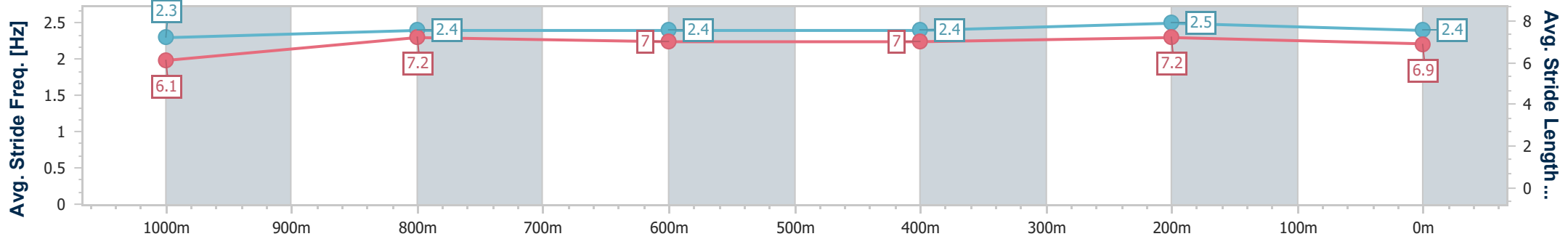
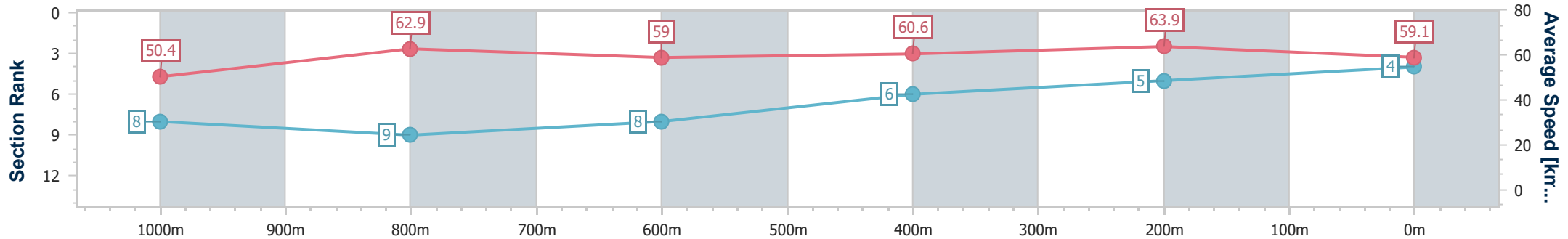
Sunshine Coast QLD Professional  
 Race 4: PASG Projects Colts, Geldings and Entires BM58  
 Handicap - 1200m



04 October 2024 - 19:25

Track Rating: Good 4, Weather: Fine, Rail Position: +5m Entire

Section	Overall	1000m	800m	600m	400m	200m
Section Times	1:13.37 [4] (0:14.33)	0:59.04 [8] (0:11.49)	0:47.55 [9] (0:12.28)	0:35.27 [8] (0:11.84)	0:23.43 [6] (0:11.26)	0:12.17 [5] (0:12.17)
Average Speed [km/h]	50.4	62.9	59.0	60.6	63.9	59.1
Top Speed [km/h]	62.5	64.4	61.9	62.6	66.0	62.5
Avg. Dist. to Rail [m]	5.1	3.0	0.8	0.5	0.9	0.6
Avg. Stride Freq. [Hz]	2.3	2.4	2.4	2.4	2.5	2.4
Avg. Stride Length [m]	6.1	7.2	7.0	7.0	7.2	6.9



- [ ] Ranking at each section and finish
- .-.- No data available at this section
- NA No data available



Horse/Jockey Name	March As One
Final Rank	5
Fastest Section Time (Section)	0:11.31 (400m)
Top Speed [km/h] (Section)	65.3 (400m)
Race State	Finished



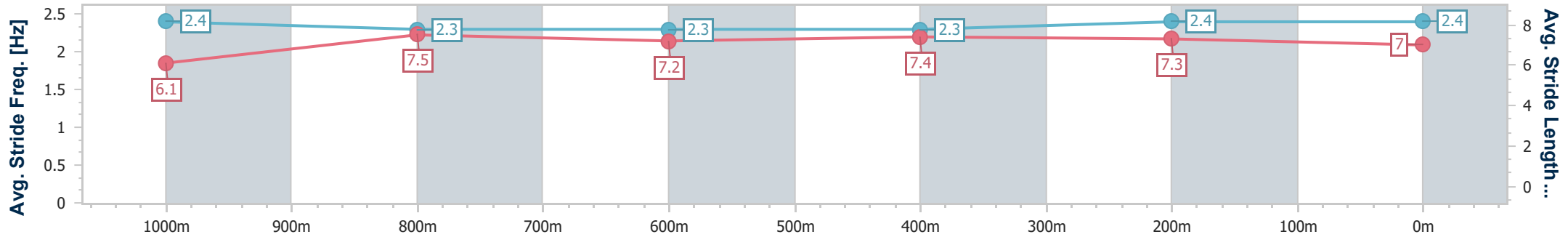
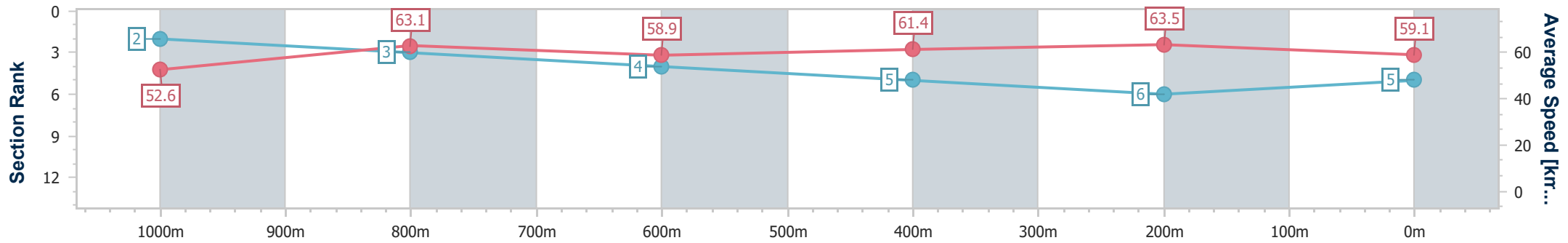
Sunshine Coast QLD Professional  
 Race 4: PASG Projects Colts, Geldings and Entires BM58  
 Handicap - 1200m



04 October 2024 - 19:25

Track Rating: Good 4, Weather: Fine, Rail Position: +5m Entire

Section	Overall	1000m	800m	600m	400m	200m
Section Times	1:13.41 [5] (0:13.72)	0:59.69 [2] (0:11.55)	0:48.14 [3] (0:12.60)	0:35.54 [4] (0:12.03)	0:23.51 [5] (0:11.31)	0:12.20 [6] (0:12.20)
Average Speed [km/h]	52.6	63.1	58.9	61.4	63.5	59.1
Top Speed [km/h]	63.4	64.3	60.4	64.5	65.3	62.2
Avg. Dist. to Rail [m]	6.4	3.8	5.6	4.3	7.1	4.7
Avg. Stride Freq. [Hz]	2.4	2.3	2.3	2.3	2.4	2.4
Avg. Stride Length [m]	6.1	7.5	7.2	7.4	7.3	7.0



- [ ] Ranking at each section and finish
- .-.- No data available at this section
- NA No data available



Horse/Jockey Name	Charged
Final Rank	6
Fastest Section Time (Section)	0:11.37 (1000m)
Top Speed [km/h] (Section)	65.6 (1000m)
Race State	Finished



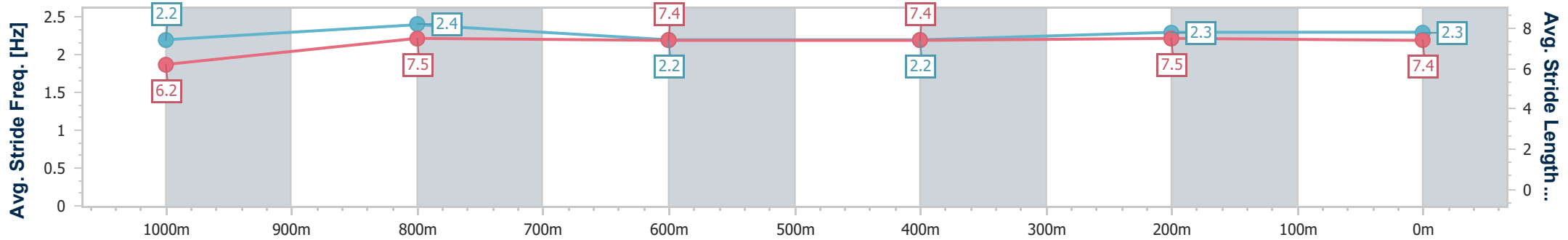
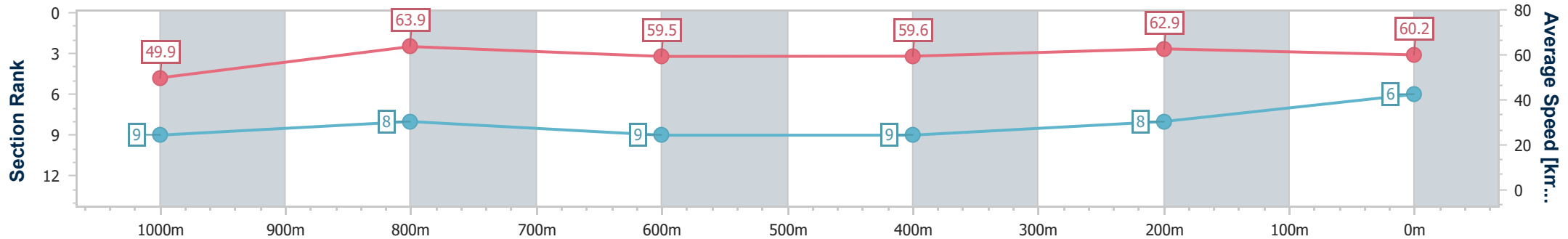
Sunshine Coast QLD Professional  
 Race 4: PASG Projects Colts, Geldings and Entires BM58  
 Handicap - 1200m



04 October 2024 - 19:25

Track Rating: Good 4, Weather: Fine, Rail Position: +5m Entire

Section	Overall	1000m	800m	600m	400m	200m
Section Times	1:13.71 [6] (0:14.44)	0:59.27 [9] (0:11.37)	0:47.90 [8] (0:12.31)	0:35.59 [9] (0:12.20)	0:23.39 [9] (0:11.40)	0:11.99 [8] (0:11.99)
Average Speed [km/h]	49.9	63.9	59.5	59.6	62.9	60.2
Top Speed [km/h]	63.6	65.6	62.4	62.7	64.1	61.9
Avg. Dist. to Rail [m]	7.1	4.0	3.1	1.5	1.4	1.8
Avg. Stride Freq. [Hz]	2.2	2.4	2.2	2.2	2.3	2.3
Avg. Stride Length [m]	6.2	7.5	7.4	7.4	7.5	7.4



- [ ] Ranking at each section and finish
- .-.- No data available at this section
- NA No data available



Horse/Jockey Name	Lovezeladys
Final Rank	7
Fastest Section Time (Section)	0:11.51 (1000m)
Top Speed [km/h] (Section)	65.3 (1000m)
Race State	Finished



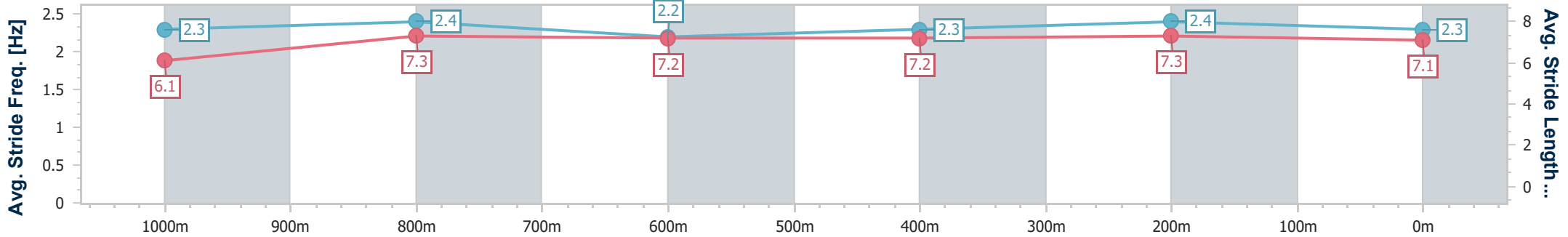
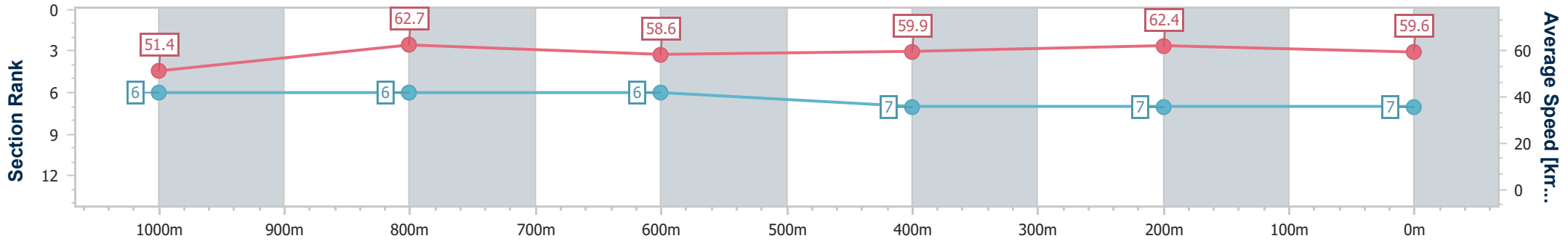
Sunshine Coast QLD Professional  
Race 4: PASG Projects Colts, Geldings and Entires BM58  
Handicap - 1200m



04 October 2024 - 19:25

Track Rating: Good 4, Weather: Fine, Rail Position: +5m Entire

Section	Overall	1000m	800m	600m	400m	200m
Section Times	1:13.72 [7] (0:14.04)	0:59.68 [6] (0:11.51)	0:48.17 [6] (0:12.42)	0:35.75 [6] (0:12.13)	0:23.62 [7] (0:11.55)	0:12.07 [7] (0:12.07)
Average Speed [km/h]	51.4	62.7	58.6	59.9	62.4	59.6
Top Speed [km/h]	65.2	65.3	60.5	63.2	63.4	61.4
Avg. Dist. to Rail [m]	3.6	1.4	1.9	2.0	4.0	4.8
Avg. Stride Freq. [Hz]	2.3	2.4	2.2	2.3	2.4	2.3
Avg. Stride Length [m]	6.1	7.3	7.2	7.2	7.3	7.1



- [ ] Ranking at each section and finish
- .-.- No data available at this section
- NA No data available



Horse/Jockey Name	Bambalam
Final Rank	8
Fastest Section Time (Section)	0:11.21 (1000m)
Top Speed [km/h] (Section)	66.6 (1000m)
Race State	Finished



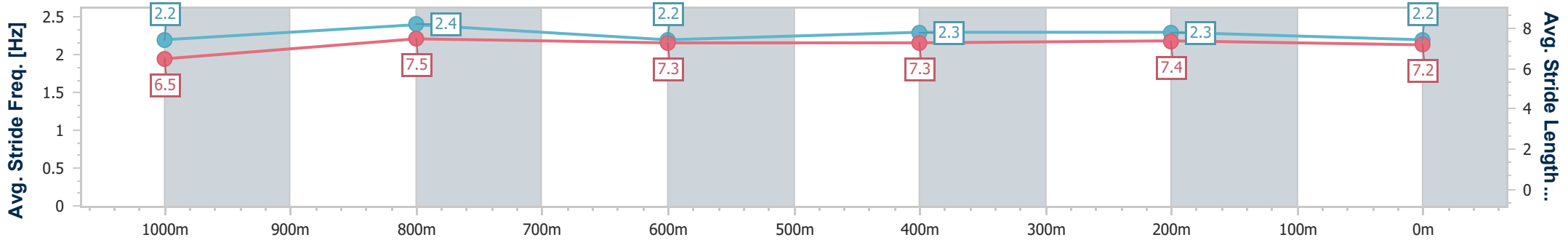
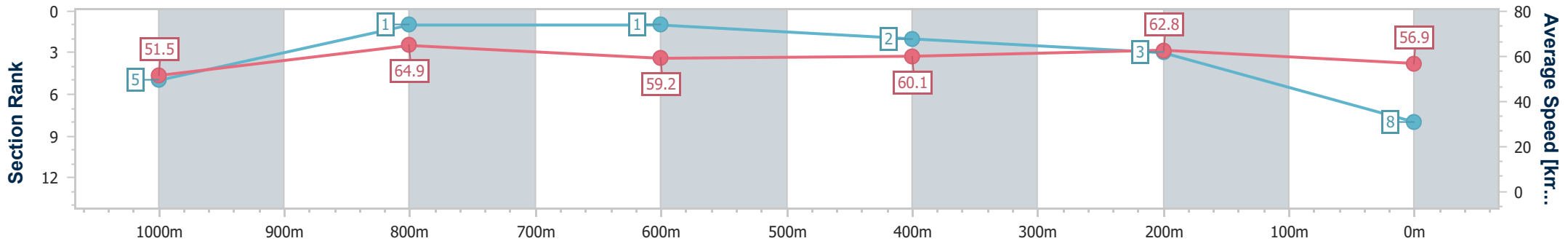
Sunshine Coast QLD Professional  
Race 4: PASG Projects Colts, Geldings and Entires BM58  
Handicap - 1200m



04 October 2024 - 19:25

Track Rating: Good 4, Weather: Fine, Rail Position: +5m Entire

Section	Overall	1000m	800m	600m	400m	200m
Section Times	1:13.76 [8] (0:13.99)	0:59.77 [5] (0:11.21)	0:48.56 [1] (0:12.34)	0:36.22 [1] (0:12.13)	0:24.09 [2] (0:11.46)	0:12.63 [3] (0:12.63)
Average Speed [km/h]	51.5	64.9	59.2	60.1	62.8	56.9
Top Speed [km/h]	64.7	66.6	61.3	62.7	63.7	60.7
Avg. Dist. to Rail [m]	8.0	4.8	2.4	1.9	2.7	2.0
Avg. Stride Freq. [Hz]	2.2	2.4	2.2	2.3	2.3	2.2
Avg. Stride Length [m]	6.5	7.5	7.3	7.3	7.4	7.2



- [ ] Ranking at each section and finish
- .-.- No data available at this section
- NA No data available



Horse/Jockey Name	Harley Charlie
Final Rank	9
Fastest Section Time (Section)	0:11.40 (1000m)
Top Speed [km/h] (Section)	65.2 (1000m)
Race State	Finished



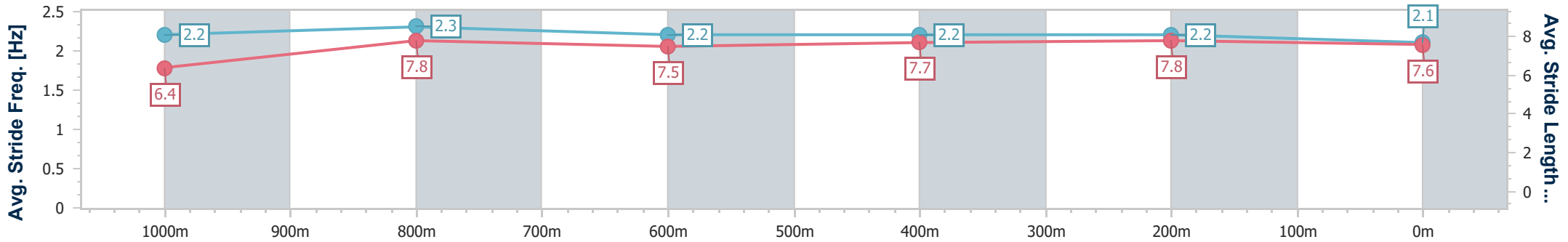
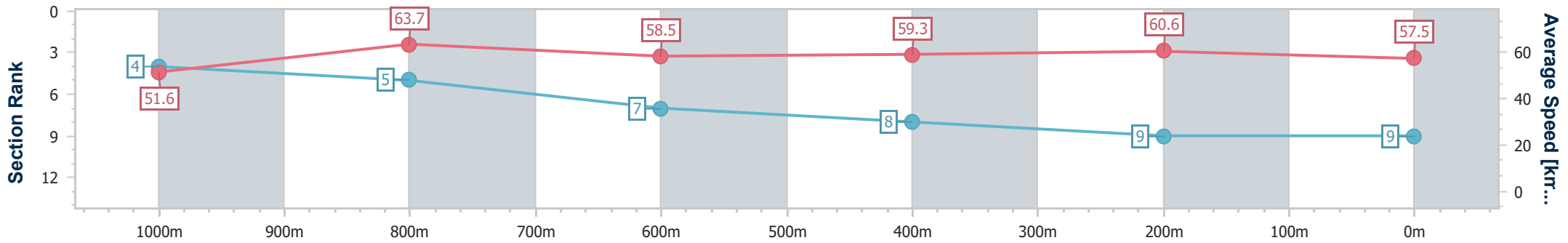
Sunshine Coast QLD Professional  
 Race 4: PASG Projects Colts, Geldings and Entires BM58  
 Handicap - 1200m



04 October 2024 - 19:25

Track Rating: Good 4, Weather: Fine, Rail Position: +5m Entire

Section	Overall	1000m	800m	600m	400m	200m
Section Times	1:14.74 [9] (0:13.98)	1:00.76 [4] (0:11.40)	0:49.36 [5] (0:12.61)	0:36.75 [7] (0:12.32)	0:24.43 [8] (0:11.89)	0:12.54 [9] (0:12.54)
Average Speed [km/h]	51.6	63.7	58.5	59.3	60.6	57.5
Top Speed [km/h]	63.5	65.2	60.9	61.2	61.5	58.8
Avg. Dist. to Rail [m]	5.1	3.7	3.7	3.2	3.7	3.1
Avg. Stride Freq. [Hz]	2.2	2.3	2.2	2.2	2.2	2.1
Avg. Stride Length [m]	6.4	7.8	7.5	7.7	7.8	7.6



- [ ] Ranking at each section and finish
- .-.- No data available at this section
- NA No data available





**Sunshine Coast QLD Professional**  
**Race 5: Property Audit Solutions Fillies and Mares BM58 Handicap - 1200m**  
**04 October 2024 - 20:03**



Track Rating: Good 4, Weather: Fine, Rail Position: +5m Entire

Section		Field Times											Last 600m	
		Overall	1000m	800m	600m	400m	200m						0:35.17	
		1:12.83 (0:13.79)	0:59.04 (0:11.67)	0:47.37 (0:12.20)	0:35.17 (0:11.68)	0:23.49 (0:11.36)	0:12.13 (0:12.13)							
Rank	TAB Horse/Jockey	Barrier	Top Speed [km/h]	Fastest Section									Margin	Distance Travelled [m]
1	6 DUNTROON LASS Rob Thorburn	4	64.6 400m	0:11.36 400m	1:12.83 [1] (0:13.79)	0:59.04 [1] (0:11.67)	0:47.37 [1] (0:12.20)	0:35.17 [1] (0:11.68)	0:23.49 [1] (0:11.36)	0:12.13 [1] (0:12.13)	1:12.83	0:35.17		
2	4 DIVINE GEM Nathan Thomas	5	64.9 400m	0:11.20 400m	1:12.88 [2] (0:13.89)	0:58.99 [2] (0:11.79)	0:47.20 [2] (0:12.25)	0:34.95 [3] (0:11.72)	0:23.23 [3] (0:11.20)	0:12.03 [3] (0:12.03)	0.2L	0:34.95	-1	
3	5 ARAMINTA Cejay Graham	1	65.5 400m	0:11.14 400m	1:12.97 [3] (0:14.29)	0:58.68 [7] (0:11.89)	0:46.79 [8] (0:12.07)	0:34.72 [7] (0:11.62)	0:23.10 [5] (0:11.14)	0:11.96 [5] (0:11.96)	0.6L	0:34.72	-1	
4	2 STARLEA Corey Sutherland	9	66.4 400m	0:11.14 400m	1:12.99 [4] (0:14.09)	0:58.90 [5] (0:11.76)	0:47.14 [4] (0:12.31)	0:34.83 [5] (0:11.61)	0:23.22 [4] (0:11.14)	0:12.08 [4] (0:12.08)	0.7L	0:34.83	+4	
5	7 EVERLASTING STARS Jace McMurray	10	65.9 400m	0:11.04 400m	1:13.07 [5] (0:14.35)	0:58.72 [8] (0:11.82)	0:46.90 [7] (0:12.22)	0:34.68 [9] (0:11.75)	0:22.93 [9] (0:11.04)	0:11.89 [7] (0:11.89)	1L	0:34.68	+4	
6	1 BADDA BOOM BABY Jasper Franklin	7	65.2 400m	0:11.16 400m	1:13.13 [6] (0:14.40)	0:58.73 [9] (0:11.85)	0:46.88 [9] (0:12.04)	0:34.84 [8] (0:11.82)	0:23.02 [8] (0:11.16)	0:11.86 [8] (0:11.86)	1.2L	0:34.84	+2	
7	9 MISS BACALL Sean Cormack	3	65.4 400m	0:11.20 400m	1:13.17 [7] (0:13.96)	0:59.21 [3] (0:11.78)	0:47.43 [3] (0:12.11)	0:35.32 [2] (0:11.73)	0:23.59 [2] (0:11.20)	0:12.39 [2] (0:12.39)	1.4L	0:35.32	+1	
8	13 LA COMETA Nikita Beriman	6	65.5 400m	0:11.23 400m	1:13.17 [8] (0:14.25)	0:58.92 [6] (0:11.78)	0:47.14 [6] (0:12.20)	0:34.94 [6] (0:11.71)	0:23.23 [7] (0:11.23)	0:12.00 [6] (0:12.00)	1.5L	0:34.94	+5	
9	12 THAT'S ALL GOOD Angela Jones	8	67.1 400m	0:10.97 400m	1:13.47 [9] (0:14.59)	0:58.88 [10] (0:11.94)	0:46.94 [10] (0:12.04)	0:34.90 [10] (0:11.86)	0:23.04 [10] (0:10.97)	0:12.07 [9] (0:12.07)	3L	0:34.90	+6	
10	3 ALLUMEUR James Orman	2	64.5 Overall	0:11.54 400m	1:15.26 [10] (0:14.02)	1:01.24 [4] (0:11.87)	0:49.37 [5] (0:12.16)	0:37.21 [4] (0:11.85)	0:25.36 [6] (0:11.54)	0:13.82 [10] (0:13.82)	13.5L	0:37.21	+1	

Scratched: War Too All (#14), Red Star Rubi (#11), Madame Pearl's (#10), Jealous (#8)

[ ] Ranking at each section and finish  
 -:-:- No data available at this section  
 NA No data available  
 SCN Saddle cloth number  
 DNF Did not finish  
 DNT Did not track



Horse/Jockey Name	Duntron Lass
Final Rank	1
Fastest Section Time (Section)	0:11.36 (400m)
Top Speed [km/h] (Section)	64.6 (400m)
Race State	Finished



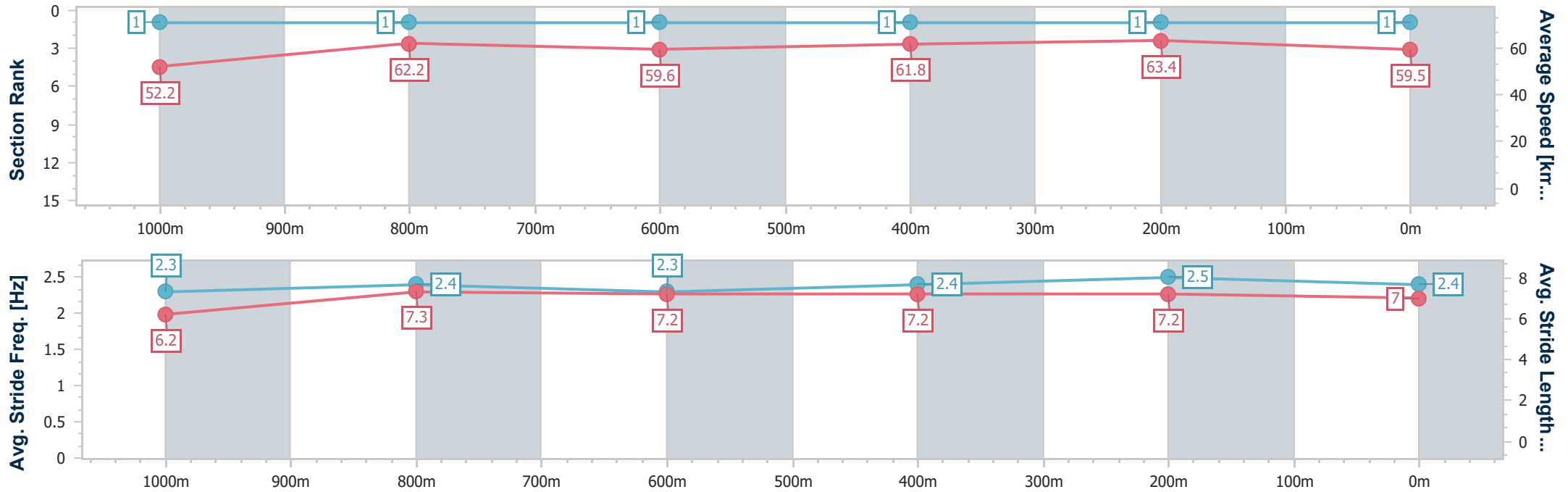
Sunshine Coast QLD Professional  
 Race 5: Property Audit Solutions Fillies and Mares BM58  
 Handicap - 1200m



04 October 2024 - 20:03

Track Rating: Good 4, Weather: Fine, Rail Position: +5m Entire

Section	Overall	1000m	800m	600m	400m	200m
Section Times	1:12.83 [1] (0:13.79)	0:59.04 [1] (0:11.67)	0:47.37 [1] (0:12.20)	0:35.17 [1] (0:11.68)	0:23.49 [1] (0:11.36)	0:12.13 [1] (0:12.13)
Average Speed [km/h]	52.2	62.2	59.6	61.8	63.4	59.5
Top Speed [km/h]	64.0	63.7	60.4	64.2	64.6	62.0
Avg. Dist. to Rail [m]	4.9	3.0	1.7	0.9	3.5	3.7
Avg. Stride Freq. [Hz]	2.3	2.4	2.3	2.4	2.5	2.4
Avg. Stride Length [m]	6.2	7.3	7.2	7.2	7.2	7.0



- [ ] Ranking at each section and finish
- .-.- No data available at this section
- NA No data available



Horse/Jockey Name	Divine Gem
Final Rank	2
Fastest Section Time (Section)	0:11.20 (400m)
Top Speed [km/h] (Section)	64.9 (400m)
Race State	Finished



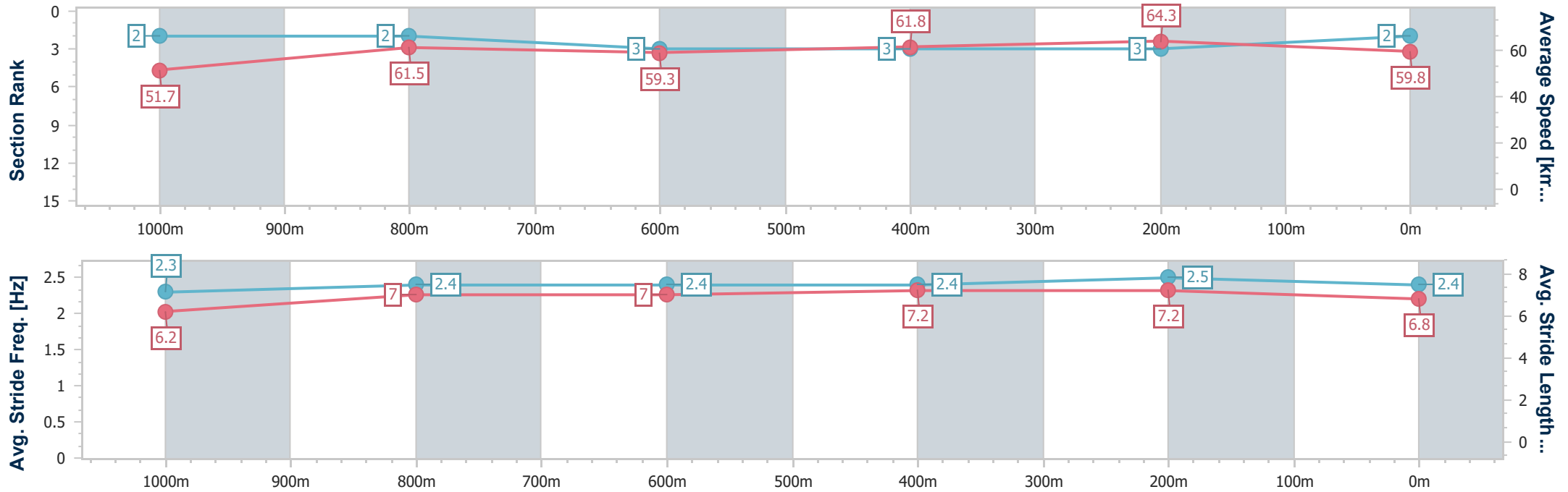
Sunshine Coast QLD Professional  
 Race 5: Property Audit Solutions Fillies and Mares BM58  
 Handicap - 1200m



04 October 2024 - 20:03

Track Rating: Good 4, Weather: Fine, Rail Position: +5m Entire

Section	Overall	1000m	800m	600m	400m	200m
Section Times	1:12.88 [2] (0:13.89)	0:58.99 [2] (0:11.79)	0:47.20 [2] (0:12.25)	0:34.95 [3] (0:11.72)	0:23.23 [3] (0:11.20)	0:12.03 [3] (0:12.03)
Average Speed [km/h]	51.7	61.5	59.3	61.8	64.3	59.8
Top Speed [km/h]	62.2	62.0	60.6	64.2	64.9	62.5
Avg. Dist. to Rail [m]	5.0	2.2	1.6	1.1	3.2	2.4
Avg. Stride Freq. [Hz]	2.3	2.4	2.4	2.4	2.5	2.4
Avg. Stride Length [m]	6.2	7.0	7.0	7.2	7.2	6.8



- [ ] Ranking at each section and finish
- .-.- No data available at this section
- NA No data available



Horse/Jockey Name	Araminta
Final Rank	3
Fastest Section Time (Section)	0:11.14 (400m)
Top Speed [km/h] (Section)	65.5 (400m)
Race State	Finished



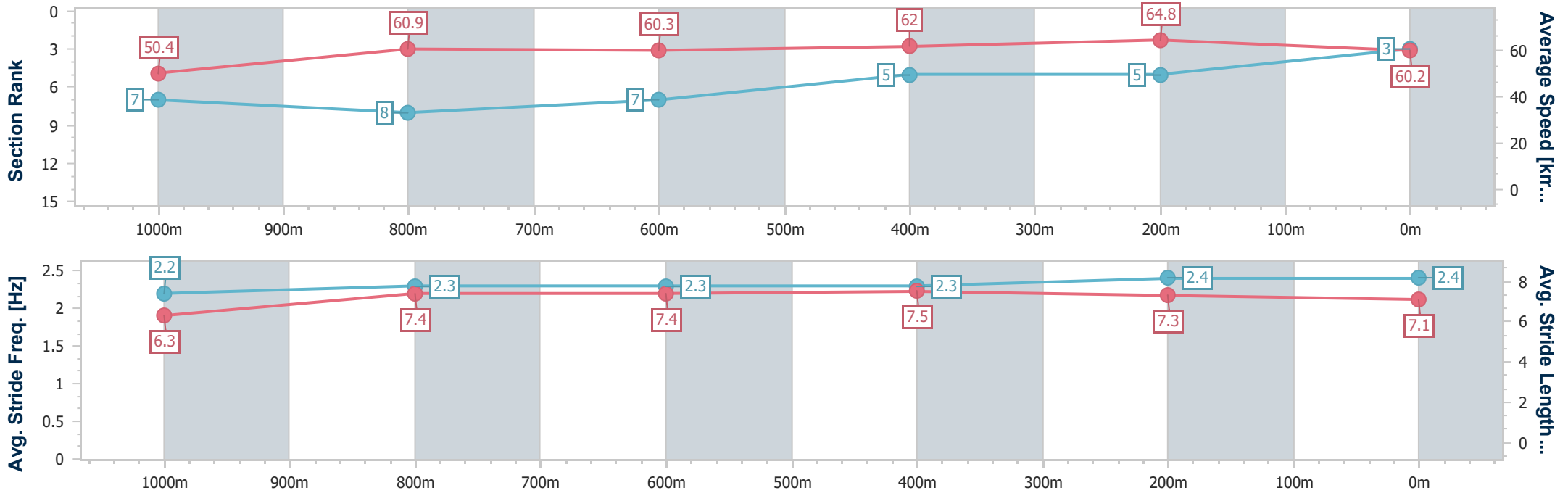
Sunshine Coast QLD Professional  
Race 5: Property Audit Solutions Fillies and Mares BM58  
Handicap - 1200m



04 October 2024 - 20:03

Track Rating: Good 4, Weather: Fine, Rail Position: +5m Entire

Section	Overall	1000m	800m	600m	400m	200m
Section Times	1:12.97 [3] (0:14.29)	0:58.68 [7] (0:11.89)	0:46.79 [8] (0:12.07)	0:34.72 [7] (0:11.62)	0:23.10 [5] (0:11.14)	0:11.96 [5] (0:11.96)
Average Speed [km/h]	50.4	60.9	60.3	62.0	64.8	60.2
Top Speed [km/h]	63.3	62.2	61.5	64.9	65.5	63.3
Avg. Dist. to Rail [m]	2.9	2.5	1.6	0.5	1.4	0.5
Avg. Stride Freq. [Hz]	2.2	2.3	2.3	2.3	2.4	2.4
Avg. Stride Length [m]	6.3	7.4	7.4	7.5	7.3	7.1



- [ ] Ranking at each section and finish
- .-.- No data available at this section
- NA No data available



Horse/Jockey Name	Starlea
Final Rank	4
Fastest Section Time (Section)	0:11.14 (400m)
Top Speed [km/h] (Section)	66.4 (400m)
Race State	Finished



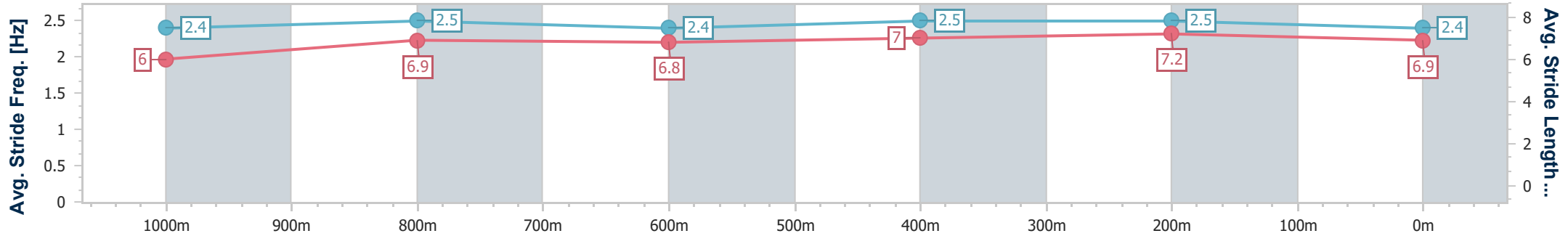
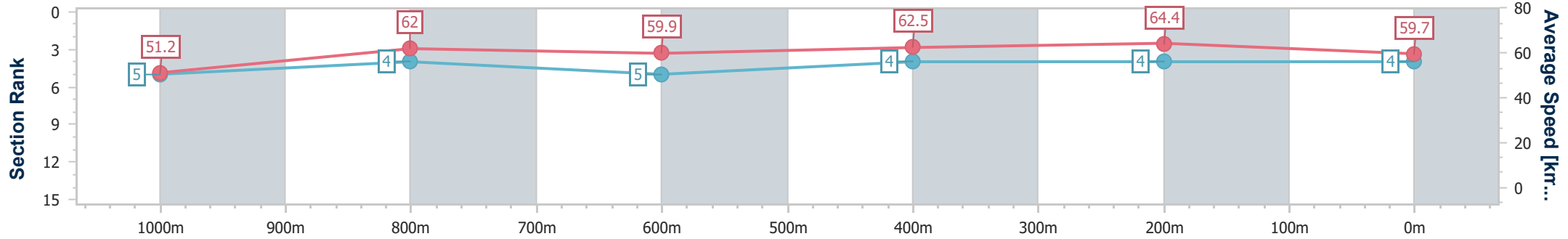
Sunshine Coast QLD Professional  
Race 5: Property Audit Solutions Fillies and Mares BM58  
Handicap - 1200m



04 October 2024 - 20:03

Track Rating: Good 4, Weather: Fine, Rail Position: +5m Entire

Section	Overall	1000m	800m	600m	400m	200m
Section Times	1:12.99 [4] (0:14.09)	0:58.90 [5] (0:11.76)	0:47.14 [4] (0:12.31)	0:34.83 [5] (0:11.61)	0:23.22 [4] (0:11.14)	0:12.08 [4] (0:12.08)
Average Speed [km/h]	51.2	62.0	59.9	62.5	64.4	59.7
Top Speed [km/h]	63.1	62.8	61.5	63.7	66.4	62.9
Avg. Dist. to Rail [m]	7.3	4.2	3.6	1.4	5.4	6.3
Avg. Stride Freq. [Hz]	2.4	2.5	2.4	2.5	2.5	2.4
Avg. Stride Length [m]	6.0	6.9	6.8	7.0	7.2	6.9



- [ ] Ranking at each section and finish
- .-.- No data available at this section
- NA No data available



Horse/Jockey Name	Everlasting Stars
Final Rank	5
Fastest Section Time (Section)	0:11.04 (400m)
Top Speed [km/h] (Section)	65.9 (400m)
Race State	Finished



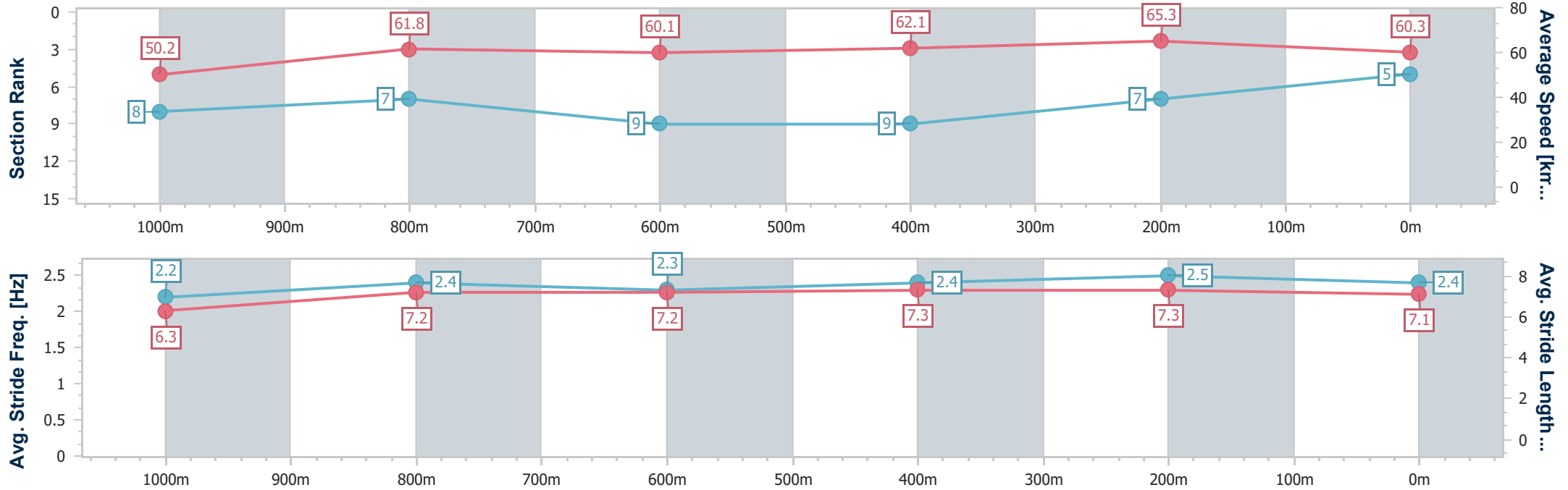
Sunshine Coast QLD Professional  
Race 5: Property Audit Solutions Fillies and Mares BM58  
Handicap - 1200m



04 October 2024 - 20:03

Track Rating: Good 4, Weather: Fine, Rail Position: +5m Entire

Section	Overall	1000m	800m	600m	400m	200m
Section Times	1:13.07 [5] (0:14.35)	0:58.72 [8] (0:11.82)	0:46.90 [7] (0:12.22)	0:34.68 [9] (0:11.75)	0:22.93 [9] (0:11.04)	0:11.89 [7] (0:11.89)
Average Speed [km/h]	50.2	61.8	60.1	62.1	65.3	60.3
Top Speed [km/h]	63.0	63.0	62.2	64.6	65.9	63.9
Avg. Dist. to Rail [m]	8.7	4.2	3.7	2.2	6.4	7.5
Avg. Stride Freq. [Hz]	2.2	2.4	2.3	2.4	2.5	2.4
Avg. Stride Length [m]	6.3	7.2	7.2	7.3	7.3	7.1



- [ ] Ranking at each section and finish
- .-.- No data available at this section
- NA No data available



Horse/Jockey Name	Badda Boom Baby
Final Rank	6
Fastest Section Time (Section)	0:11.16 (400m)
Top Speed [km/h] (Section)	65.2 (400m)
Race State	Finished



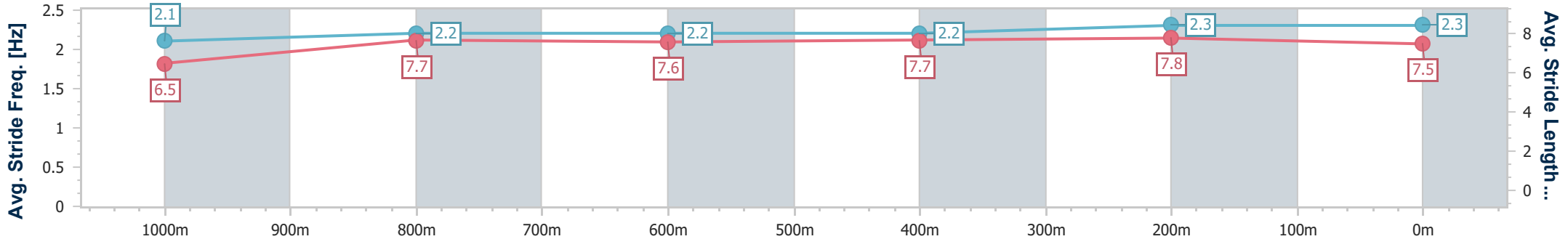
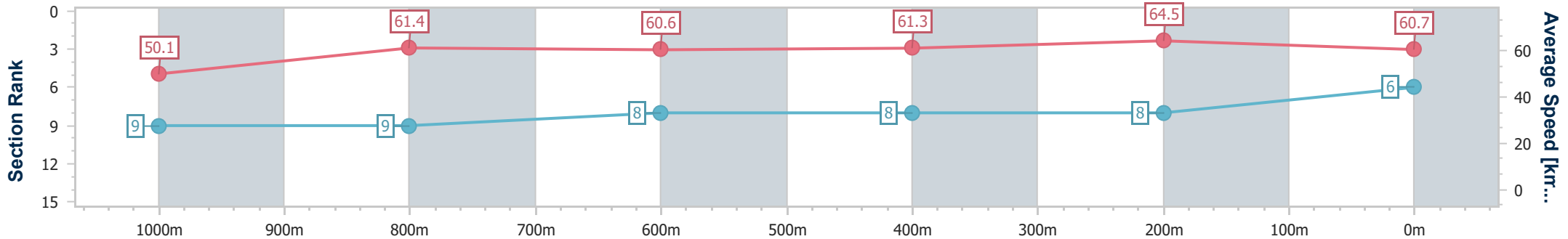
Sunshine Coast QLD Professional  
 Race 5: Property Audit Solutions Fillies and Mares BM58  
 Handicap - 1200m



04 October 2024 - 20:03

Track Rating: Good 4, Weather: Fine, Rail Position: +5m Entire

Section	Overall	1000m	800m	600m	400m	200m
Section Times	1:13.13 [6] (0:14.40)	0:58.73 [9] (0:11.85)	0:46.88 [9] (0:12.04)	0:34.84 [8] (0:11.82)	0:23.02 [8] (0:11.16)	0:11.86 [8] (0:11.86)
Average Speed [km/h]	50.1	61.4	60.6	61.3	64.5	60.7
Top Speed [km/h]	62.5	62.5	61.9	64.3	65.2	63.9
Avg. Dist. to Rail [m]	6.4	3.3	2.2	1.2	4.1	3.7
Avg. Stride Freq. [Hz]	2.1	2.2	2.2	2.2	2.3	2.3
Avg. Stride Length [m]	6.5	7.7	7.6	7.7	7.8	7.5



- [ ] Ranking at each section and finish
- .-.- No data available at this section
- NA No data available



Horse/Jockey Name	Miss Bacall
Final Rank	7
Fastest Section Time (Section)	0:11.20 (400m)
Top Speed [km/h] (Section)	65.4 (400m)
Race State	Finished



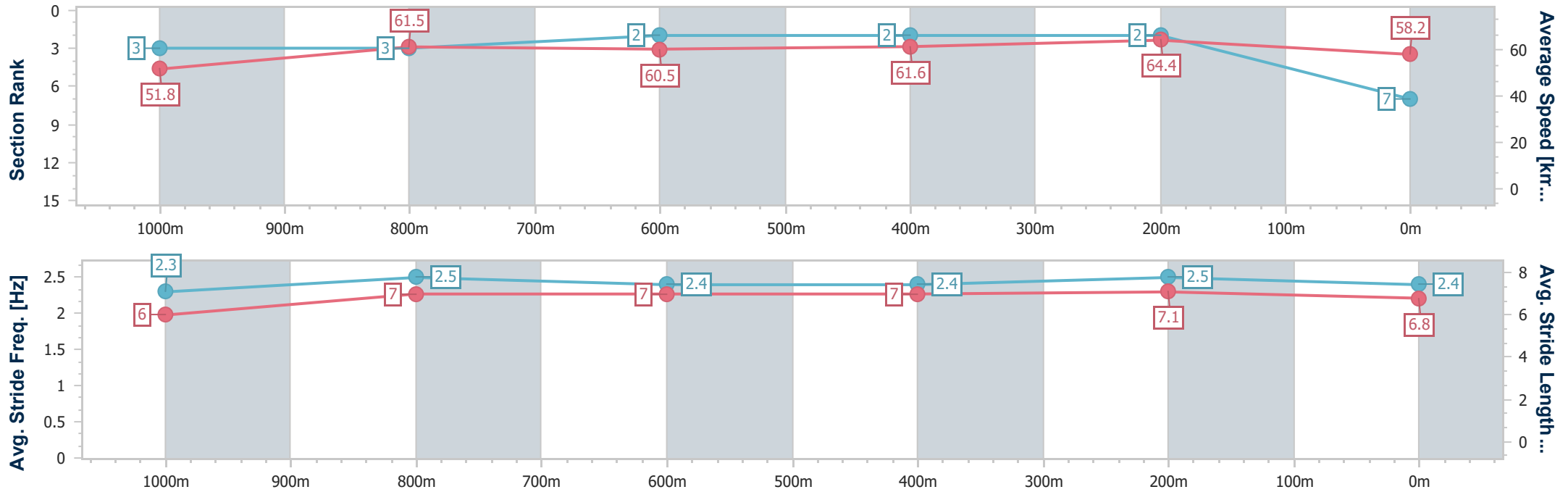
Sunshine Coast QLD Professional  
 Race 5: Property Audit Solutions Fillies and Mares BM58  
 Handicap - 1200m



04 October 2024 - 20:03

Track Rating: Good 4, Weather: Fine, Rail Position: +5m Entire

Section	Overall	1000m	800m	600m	400m	200m
Section Times	1:13.17 [7] (0:13.96)	0:59.21 [3] (0:11.78)	0:47.43 [3] (0:12.11)	0:35.32 [2] (0:11.73)	0:23.59 [2] (0:11.20)	0:12.39 [2] (0:12.39)
Average Speed [km/h]	51.8	61.5	60.5	61.6	64.4	58.2
Top Speed [km/h]	62.9	62.5	62.4	62.9	65.4	61.9
Avg. Dist. to Rail [m]	3.8	3.0	2.4	1.2	4.0	4.6
Avg. Stride Freq. [Hz]	2.3	2.5	2.4	2.4	2.5	2.4
Avg. Stride Length [m]	6.0	7.0	7.0	7.0	7.1	6.8



- [ ] Ranking at each section and finish
- .-.- No data available at this section
- NA No data available





Horse/Jockey Name	La Cometa
Final Rank	8
Fastest Section Time (Section)	0:11.23 (400m)
Top Speed [km/h] (Section)	65.5 (400m)
Race State	Finished



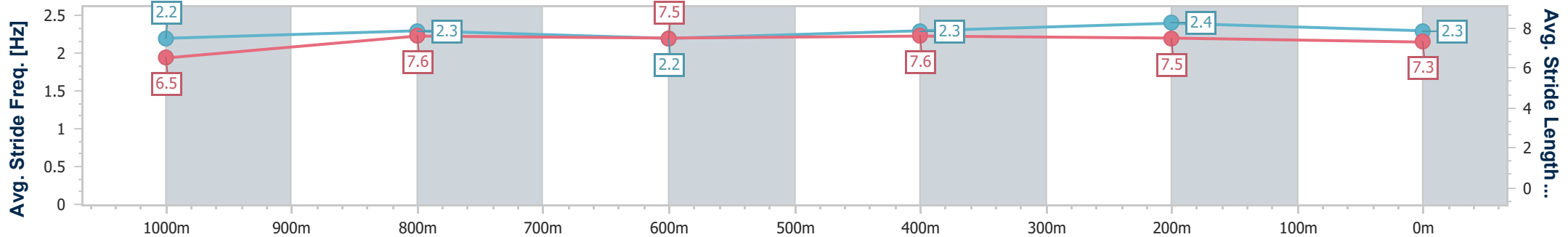
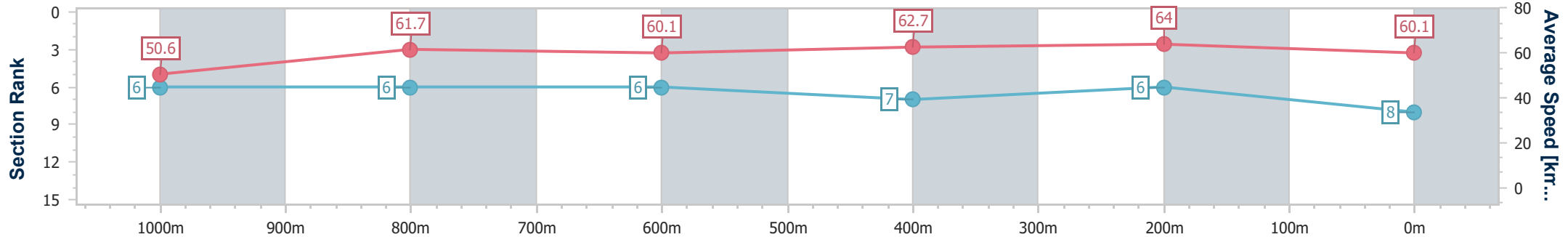
Sunshine Coast QLD Professional  
Race 5: Property Audit Solutions Fillies and Mares BM58  
Handicap - 1200m



04 October 2024 - 20:03

Track Rating: Good 4, Weather: Fine, Rail Position: +5m Entire

Section	Overall	1000m	800m	600m	400m	200m
Section Times	1:13.17 [8] (0:14.25)	0:58.92 [6] (0:11.78)	0:47.14 [6] (0:12.20)	0:34.94 [6] (0:11.71)	0:23.23 [7] (0:11.23)	0:12.00 [6] (0:12.00)
Average Speed [km/h]	50.6	61.7	60.1	62.7	64.0	60.1
Top Speed [km/h]	62.3	62.2	61.3	64.9	65.5	63.0
Avg. Dist. to Rail [m]	4.9	2.7	2.9	3.5	6.9	7.4
Avg. Stride Freq. [Hz]	2.2	2.3	2.2	2.3	2.4	2.3
Avg. Stride Length [m]	6.5	7.6	7.5	7.6	7.5	7.3



- [ ] Ranking at each section and finish
- .-.- No data available at this section
- NA No data available



Horse/Jockey Name	That's All Good
Final Rank	9
Fastest Section Time (Section)	0:10.97 (400m)
Top Speed [km/h] (Section)	67.1 (400m)
Race State	Finished



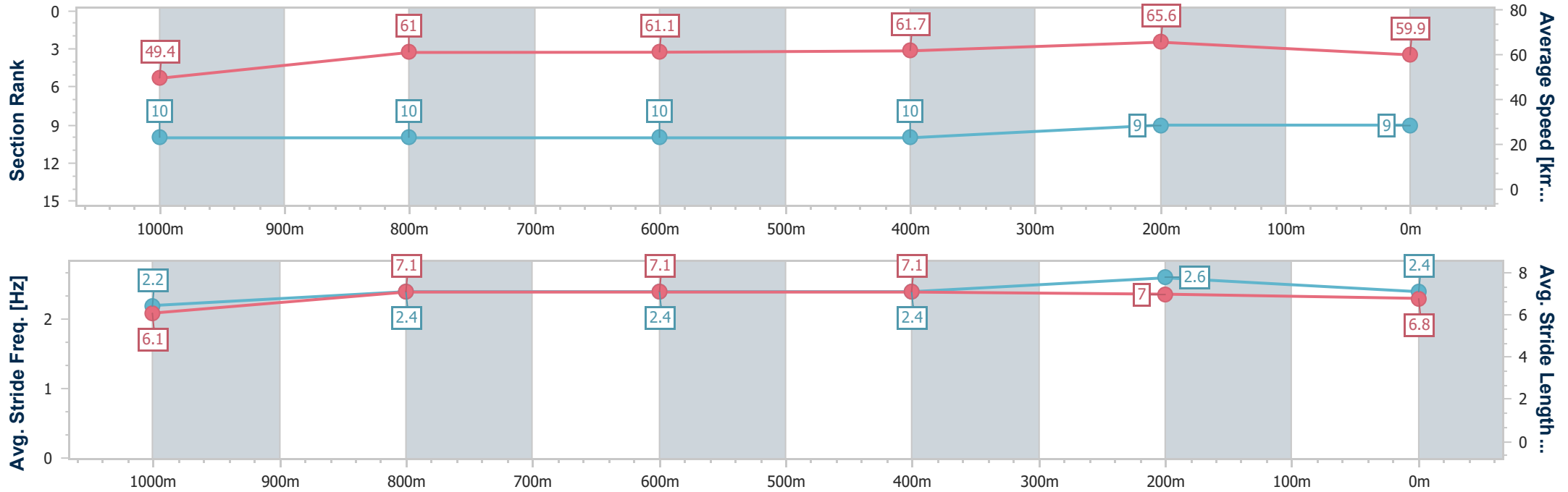
Sunshine Coast QLD Professional  
 Race 5: Property Audit Solutions Fillies and Mares BM58  
 Handicap - 1200m



04 October 2024 - 20:03

Track Rating: Good 4, Weather: Fine, Rail Position: +5m Entire

Section	Overall	1000m	800m	600m	400m	200m
Section Times	1:13.47 [9] (0:14.59)	0:58.88 [10] (0:11.94)	0:46.94 [10] (0:12.04)	0:34.90 [10] (0:11.86)	0:23.04 [10] (0:10.97)	0:12.07 [9] (0:12.07)
Average Speed [km/h]	49.4	61.0	61.1	61.7	65.6	59.9
Top Speed [km/h]	62.2	63.2	63.9	65.1	67.1	64.4
Avg. Dist. to Rail [m]	7.8	4.1	3.5	3.0	8.5	9.5
Avg. Stride Freq. [Hz]	2.2	2.4	2.4	2.4	2.6	2.4
Avg. Stride Length [m]	6.1	7.1	7.1	7.1	7.0	6.8



- [ ] Ranking at each section and finish
- .-.- No data available at this section
- NA No data available



Horse/Jockey Name	Allumeur
Final Rank	10
Fastest Section Time (Section)	0:11.54 (400m)
Top Speed [km/h] (Section)	64.5 (Overall)
Race State	Finished



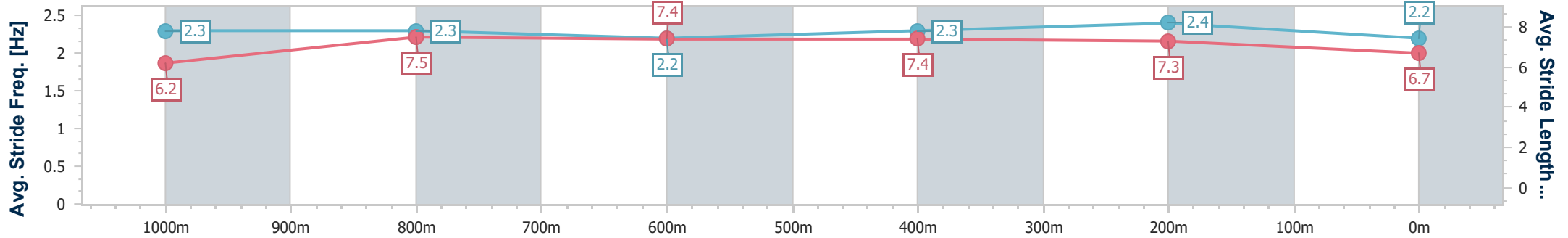
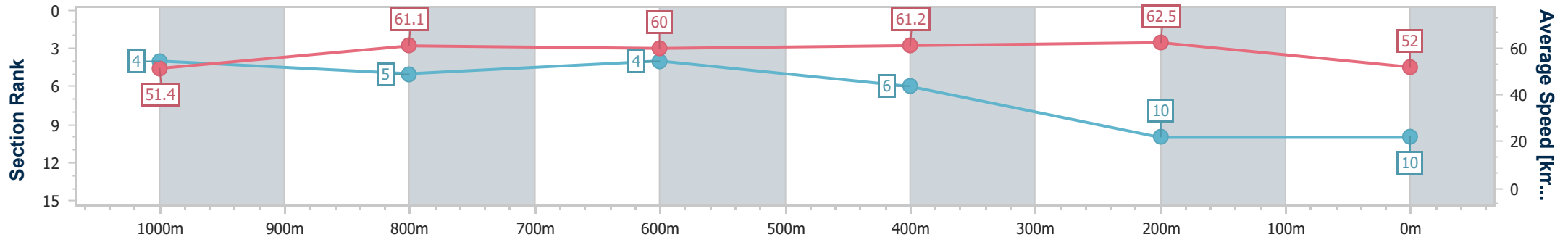
Sunshine Coast QLD Professional  
 Race 5: Property Audit Solutions Fillies and Mares BM58  
 Handicap - 1200m



04 October 2024 - 20:03

Track Rating: Good 4, Weather: Fine, Rail Position: +5m Entire

Section	Overall	1000m	800m	600m	400m	200m
Section Times	1:15.26 [10] (0:14.02)	1:01.24 [4] (0:11.87)	0:49.37 [5] (0:12.16)	0:37.21 [4] (0:11.85)	0:25.36 [6] (0:11.54)	0:13.82 [10] (0:13.82)
Average Speed [km/h]	51.4	61.1	60.0	61.2	62.5	52.0
Top Speed [km/h]	64.5	62.0	61.1	63.5	63.7	59.6
Avg. Dist. to Rail [m]	2.7	2.5	2.4	1.4	3.1	3.6
Avg. Stride Freq. [Hz]	2.3	2.3	2.2	2.3	2.4	2.2
Avg. Stride Length [m]	6.2	7.5	7.4	7.4	7.3	6.7



- [ ] Ranking at each section and finish
- .-.- No data available at this section
- NA No data available



# Sunshine Coast QLD Professional

## Race 6: Archers the Strata Professionals Class 3 Plate - 1800m

04 October 2024 - 20:35



Track Rating: Good 4, Weather: Fine, Rail Position: +5m Entire

Section		Overall	1600m	1400m	1200m	1000m	800m	600m	Last 600m				
Field Times		1:52.38 (0:14.08)	1:38.30 (0:11.76)	1:26.54 (0:12.45)	1:14.09 (0:12.73)	1:01.36 (0:12.57)	0:48.79 (0:12.57)	0:36.22 (0:11.97)	0:36.22				
Rank	TAB Horse/Jockey	Barrier	Top Speed [km/h]	Fastest Section									Distance Travelled [m]
1	2 FLYING ROTHE Corey Sutherland	4	62.8	0:11.68	1:52.38 [1] (0:14.15)	1:38.23 [2] (0:11.88)	1:26.35 [2] (0:12.43)	1:13.92 [2] (0:12.74)	1:01.18 [3] (0:12.77)	0:48.41 [4] (0:12.71)	0:35.70 [7] (0:12.08)	0:35.70	
2	4 ULTIMATE OUTCOME Jace McMurray	7	63.1	0:11.65	1:52.39 [2] (0:15.22)	1:37.17 [7] (0:11.65)	1:25.52 [7] (0:11.87)	1:13.65 [5] (0:12.70)	1:00.95 [5] (0:12.61)	0:48.34 [5] (0:12.43)	0:35.91 [5] (0:12.02)	0:35.91	+3
3	3 GLEN MASSEY Karl Zechner	3	62.3	0:11.77	1:52.44 [3] (0:14.63)	1:37.81 [4] (0:11.87)	1:25.94 [5] (0:12.34)	1:13.60 [6] (0:12.65)	1:00.95 [6] (0:12.74)	0:48.21 [7] (0:12.24)	0:35.97 [4] (0:11.95)	0:35.97	-2
4	1 DIANA'S AFFAIR James Orman	1	63.7	0:11.76	1:52.61 [4] (0:14.08)	1:38.53 [1] (0:11.76)	1:26.77 [1] (0:12.45)	1:14.32 [1] (0:12.73)	1:01.59 [1] (0:12.57)	0:49.02 [1] (0:12.61)	0:36.41 [2] (0:11.93)	0:36.41	-5
5	8 STAR CHANCE Cejay Graham	6	62.9	0:11.76	1:52.78 [5] (0:14.73)	1:38.05 [5] (0:11.76)	1:26.29 [4] (0:12.14)	1:14.15 [4] (0:12.45)	1:01.70 [2] (0:12.53)	0:49.17 [2] (0:12.55)	0:36.62 [1] (0:11.99)	0:36.62	-1
6	11 GINASUE Georgina Cartwright	5	62.5	0:11.86	1:52.86 [6] (0:14.89)	1:37.97 [6] (0:11.86)	1:26.11 [6] (0:12.29)	1:13.82 [7] (0:12.57)	1:01.25 [7] (0:12.55)	0:48.70 [6] (0:12.52)	0:36.18 [6] (0:11.87)	0:36.18	-2
7	9 WICKED'N' LOVIN'IT Micheal Hellyer	2	62.4	0:11.88	1:52.96 [7] (0:14.26)	1:38.70 [3] (0:11.95)	1:26.75 [3] (0:12.37)	1:14.38 [3] (0:12.71)	1:01.67 [4] (0:12.62)	0:49.05 [3] (0:12.54)	0:36.51 [3] (0:11.89)	0:36.51	-2

Scratched: Blagny (#10), Sir Lamorak (#7), Brief Sojourn (#6), Whatjeudoin' (#5)

[ ] Ranking at each section and finish  
 -:-:- No data available at this section  
 NA No data available

SCN Saddle cloth number  
 DNF Did not finish  
 DNT Did not track



**Sunshine Coast QLD Professional**  
**Race 6: Archers the Strata Professionals Class 3 Plate - 1800m**  
**04 October 2024 - 20:35**



Track Rating: Good 4, Weather: Fine, Rail Position: +5m Entire

Section				400m	200m			Last 600m			
Field Times				0:24.25 (0:11.92)	0:12.33 (0:12.33)			0:36.22			
Rank	TAB	Horse/Jockey	Barrier	Top Speed [km/h]	Fastest Section	Margin				Distance Travelled [m]	
1	2	<b>FLYING ROTHE</b> Corey Sutherland	4	62.8 Overall	0:11.68 400m	0:23.62 [7] (0:11.68)	0:11.94 [7] (0:11.94)	1:52.38		0:35.70	
2	4	<b>ULTIMATE OUTCOME</b> Jace McMurray	7	63.1 1600m	0:11.65 1600m	0:23.89 [5] (0:11.70)	0:12.19 [4] (0:12.19)	0.1L		0:35.91	+3
3	3	<b>GLEN MASSEY</b> Karl Zechner	3	62.3 1600m	0:11.77 400m	0:24.02 [4] (0:11.77)	0:12.25 [3] (0:12.25)	0.3L		0:35.97	-2
4	1	<b>DIANA'S AFFAIR</b> James Orman	1	63.7 1600m	0:11.76 1600m	0:24.48 [1] (0:11.92)	0:12.56 [1] (0:12.56)	1.1L		0:36.41	-5
5	8	<b>STAR CHANCE</b> Cejay Graham	6	62.9 1600m	0:11.76 1600m	0:24.63 [2] (0:12.00)	0:12.63 [2] (0:12.63)	1.9L		0:36.62	-1
6	11	<b>GINASUE</b> Georgina Cartwright	5	62.5 400m	0:11.86 1600m	0:24.31 [6] (0:11.87)	0:12.44 [6] (0:12.44)	2.2L		0:36.18	-2
7	9	<b>WICKED'N' LOVIN'IT</b> Micheal Hellyer	2	62.4 600m	0:11.88 400m	0:24.62 [3] (0:11.88)	0:12.74 [5] (0:12.74)	2.7L		0:36.51	-2

Scratched: Blagny (#10), Sir Lamorak (#7), Brief Sojourn (#6), Whatjeudoin' (#5)

[ ] Ranking at each section and finish  
 -:-:- No data available at this section  
 NA No data available

SCN Saddle cloth number  
 DNF Did not finish  
 DNT Did not track



Horse/Jockey Name	Flying Rothe
Final Rank	1
Fastest Section Time (Section)	0:11.68 (400m)
Top Speed [km/h] (Section)	62.8 (Overall)
Race State	Finished



Sunshine Coast QLD Professional

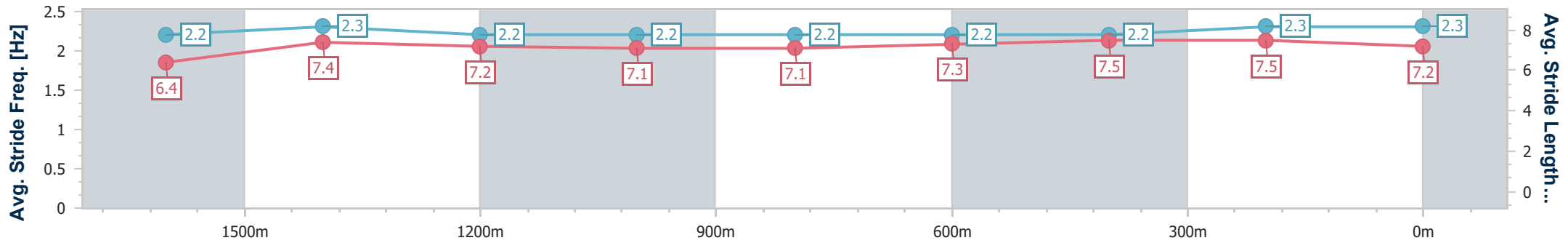
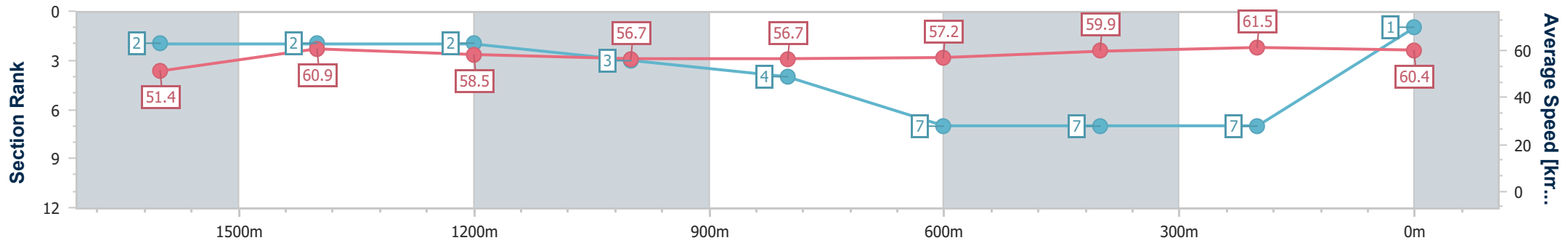
Race 6: Archers the Strata Professionals Class 3 Plate - 1800m



04 October 2024 - 20:35

Track Rating: Good 4, Weather: Fine, Rail Position: +5m Entire

Section	Overall	1600m	1400m	1200m	1000m	800m	600m	400m	200m			
Section Times	1:52.38 [1] (0:14.15)	1:38.23 [2] (0:11.88)	1:26.35 [2] (0:12.43)	1:13.92 [2] (0:12.74)	1:01.18 [3] (0:12.77)	0:48.41 [4] (0:12.71)	0:35.70 [7] (0:12.08)	0:23.62 [7] (0:11.68)	0:11.94 [7] (0:11.94)			
Average Speed [km/h]	51.4	60.9	58.5	56.7	56.7	57.2	59.9	61.5	60.4			
Top Speed [km/h]	62.8	62.5	60.6	58.0	57.8	59.0	60.2	62.7	61.8			
Avg. Dist. to Rail [m]	4.5	2.6	3.1	3.3	3.1	1.6	0.6	3.9	6.6			
Avg. Stride Freq. [Hz]	2.2	2.3	2.2	2.2	2.2	2.2	2.2	2.3	2.3			
Avg. Stride Length [m]	6.4	7.4	7.2	7.1	7.1	7.3	7.5	7.5	7.2			



- [ ] Ranking at each section and finish
- .-.- No data available at this section
- NA No data available



Horse/Jockey Name	Ultimate Outcome
Final Rank	2
Fastest Section Time (Section)	0:11.65 (1600m)
Top Speed [km/h] (Section)	63.1 (1600m)
Race State	Finished



Sunshine Coast QLD Professional

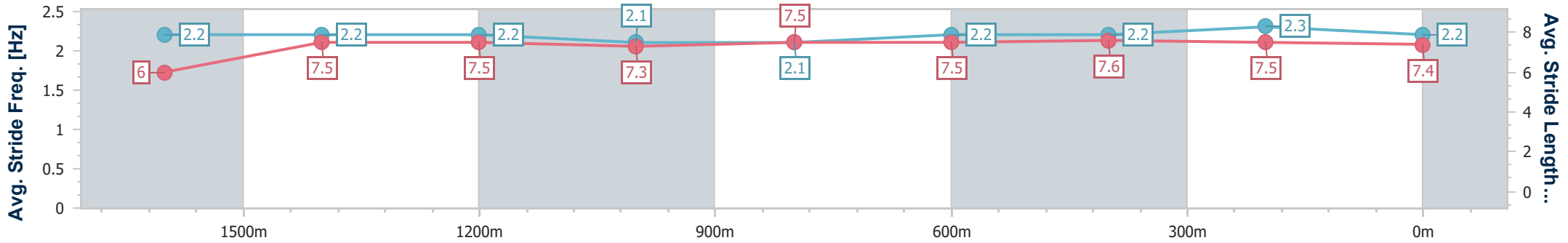
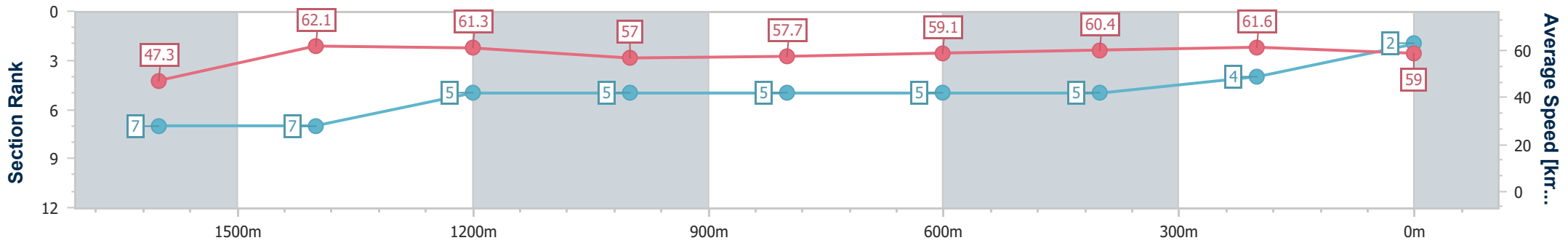
Race 6: Archers the Strata Professionals Class 3 Plate - 1800m



04 October 2024 - 20:35

Track Rating: Good 4, Weather: Fine, Rail Position: +5m Entire

Section	Overall	1600m	1400m	1200m	1000m	800m	600m	400m	200m			
Section Times	1:52.39 [2] (0:15.22)	1:37.17 [7] (0:11.65)	1:25.52 [7] (0:11.87)	1:13.65 [5] (0:12.70)	1:00.95 [5] (0:12.61)	0:48.34 [5] (0:12.43)	0:35.91 [5] (0:12.02)	0:23.89 [5] (0:11.70)	0:12.19 [4]			
Average Speed [km/h]	47.3	62.1	61.3	57.0	57.7	59.1	60.4	61.6	59.0			
Top Speed [km/h]	61.3	63.1	62.4	58.8	58.5	59.8	60.9	62.8	60.9			
Avg. Dist. to Rail [m]	5.3	2.7	3.7	4.8	4.3	3.3	1.4	2.8	4.1			
Avg. Stride Freq. [Hz]	2.2	2.2	2.2	2.1	2.1	2.2	2.2	2.3	2.2			
Avg. Stride Length [m]	6.0	7.5	7.5	7.3	7.5	7.5	7.6	7.5	7.4			



- [ ] Ranking at each section and finish
- .-.- No data available at this section
- NA No data available



Horse/Jockey Name	Glen Massey
Final Rank	3
Fastest Section Time (Section)	0:11.77 (400m)
Top Speed [km/h] (Section)	62.3 (1600m)
Race State	Finished



Sunshine Coast QLD Professional

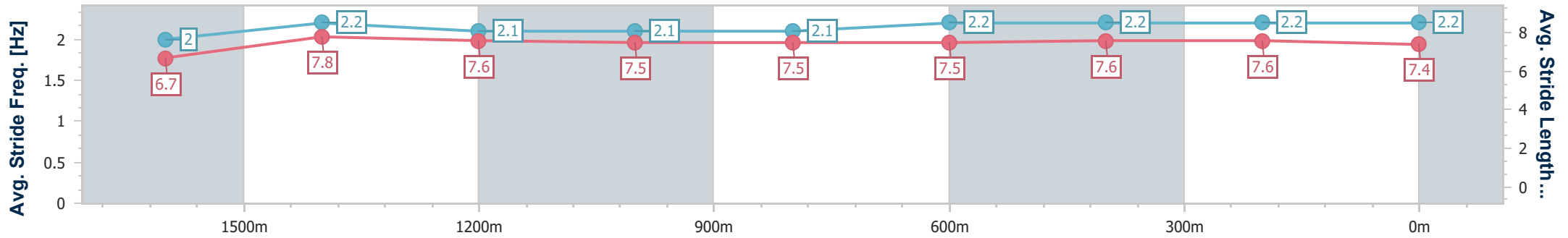
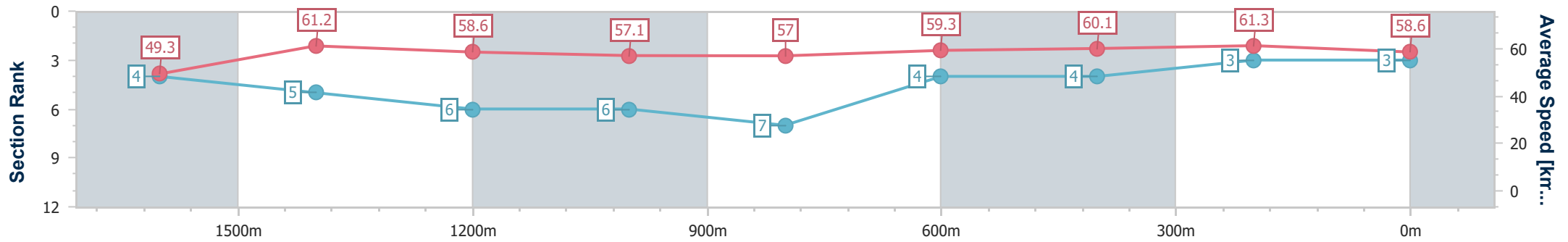
Race 6: Archers the Strata Professionals Class 3 Plate - 1800m



04 October 2024 - 20:35

Track Rating: Good 4, Weather: Fine, Rail Position: +5m Entire

Section	Overall	1600m	1400m	1200m	1000m	800m	600m	400m	200m				
Section Times	1:52.44 [3] (0:14.63)	1:37.81 [4] (0:11.87)	1:25.94 [5] (0:12.34)	1:13.60 [6] (0:12.65)	1:00.95 [6] (0:12.74)	0:48.21 [7] (0:12.24)	0:35.97 [4] (0:11.95)	0:24.02 [4] (0:11.77)	0:12.25 [3] (0:12.25)				
Average Speed [km/h]	49.3	61.2	58.6	57.1	57.0	59.3	60.1	61.3	58.6				
Top Speed [km/h]	61.3	62.3	60.9	58.6	58.6	60.2	61.2	62.0	60.6				
Avg. Dist. to Rail [m]	3.3	2.3	2.5	3.6	3.7	1.5	0.5	1.5	2.4				
Avg. Stride Freq. [Hz]	2.0	2.2	2.1	2.1	2.1	2.2	2.2	2.2	2.2				
Avg. Stride Length [m]	6.7	7.8	7.6	7.5	7.5	7.5	7.6	7.6	7.4				



- [ ] Ranking at each section and finish
- .-.- No data available at this section
- NA No data available





Horse/Jockey Name	Diana's Affair
Final Rank	4
Fastest Section Time (Section)	0:11.76 (1600m)
Top Speed [km/h] (Section)	63.7 (1600m)
Race State	Finished



Sunshine Coast QLD Professional

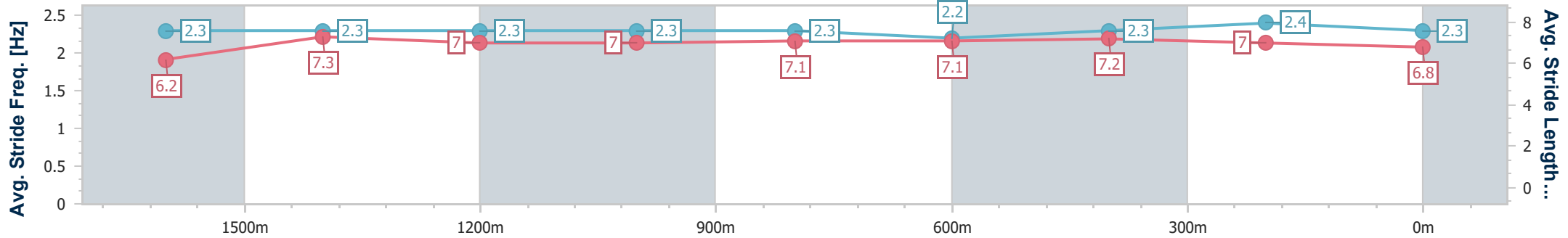
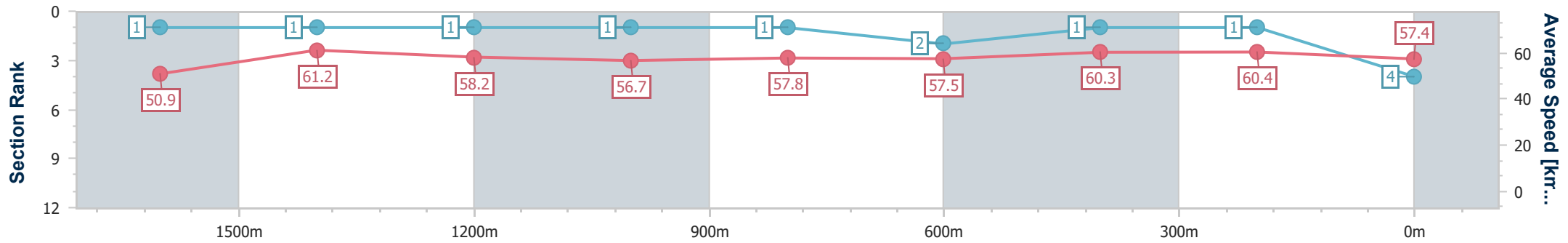
Race 6: Archers the Strata Professionals Class 3 Plate - 1800m



04 October 2024 - 20:35

Track Rating: Good 4, Weather: Fine, Rail Position: +5m Entire

Section	Overall	1600m	1400m	1200m	1000m	800m	600m	400m	200m
Section Times	1:52.61 [4] (0:14.08)	1:38.53 [1] (0:11.76)	1:26.77 [1] (0:12.45)	1:14.32 [1] (0:12.73)	1:01.59 [1] (0:12.57)	0:49.02 [1] (0:12.61)	0:36.41 [2] (0:11.93)	0:24.48 [1] (0:11.92)	0:12.56 [1] (0:12.56)
Average Speed [km/h]	50.9	61.2	58.2	56.7	57.8	57.5	60.3	60.4	57.4
Top Speed [km/h]	62.3	63.7	60.7	57.8	59.1	60.6	61.5	62.8	59.4
Avg. Dist. to Rail [m]	1.4	0.5	1.5	2.2	2.2	1.3	0.3	0.4	0.5
Avg. Stride Freq. [Hz]	2.3	2.3	2.3	2.3	2.3	2.2	2.3	2.4	2.3
Avg. Stride Length [m]	6.2	7.3	7.0	7.0	7.1	7.1	7.2	7.0	6.8



- [ ] Ranking at each section and finish
- .-.- No data available at this section
- NA No data available



Horse/Jockey Name	Star Chance
Final Rank	5
Fastest Section Time (Section)	0:11.76 (1600m)
Top Speed [km/h] (Section)	62.9 (1600m)
Race State	Finished



Sunshine Coast QLD Professional

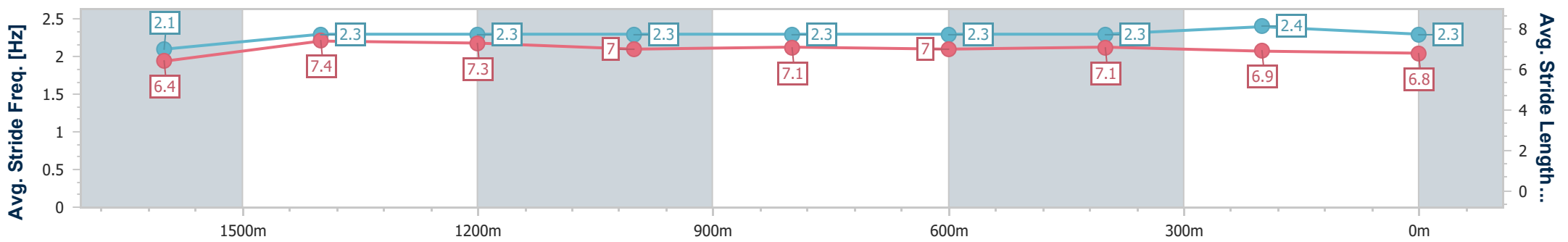
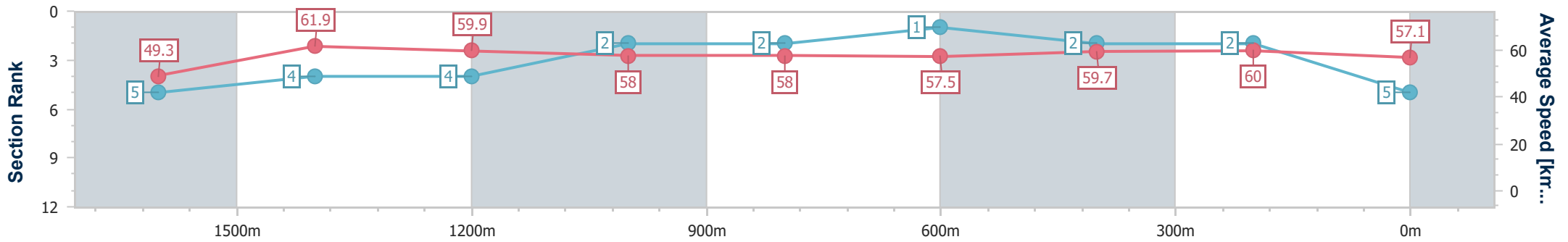
Race 6: Archers the Strata Professionals Class 3 Plate - 1800m



04 October 2024 - 20:35

Track Rating: Good 4, Weather: Fine, Rail Position: +5m Entire

Section	Overall	1600m	1400m	1200m	1000m	800m	600m	400m	200m			
Section Times	1:52.78 [5] (0:14.73)	1:38.05 [5] (0:11.76)	1:26.29 [4] (0:12.14)	1:14.15 [4] (0:12.45)	1:01.70 [2] (0:12.53)	0:49.17 [2] (0:12.55)	0:36.62 [1] (0:11.99)	0:24.63 [2] (0:12.00)	0:12.63 [2] (0:12.63)			
Average Speed [km/h]	49.3	61.9	59.9	58.0	58.0	57.5	59.7	60.0	57.1			
Top Speed [km/h]	61.3	62.9	61.7	58.6	58.8	58.9	59.9	61.2	60.4			
Avg. Dist. to Rail [m]	5.9	3.7	3.7	4.2	3.5	0.8	1.3	0.9	2.1			
Avg. Stride Freq. [Hz]	2.1	2.3	2.3	2.3	2.3	2.3	2.3	2.4	2.3			
Avg. Stride Length [m]	6.4	7.4	7.3	7.0	7.1	7.0	7.1	6.9	6.8			



- [ ] Ranking at each section and finish
- .-.- No data available at this section
- NA No data available



Horse/Jockey Name	Ginasue
Final Rank	6
Fastest Section Time (Section)	0:11.86 (1600m)
Top Speed [km/h] (Section)	62.5 (400m)
Race State	Finished



Sunshine Coast QLD Professional

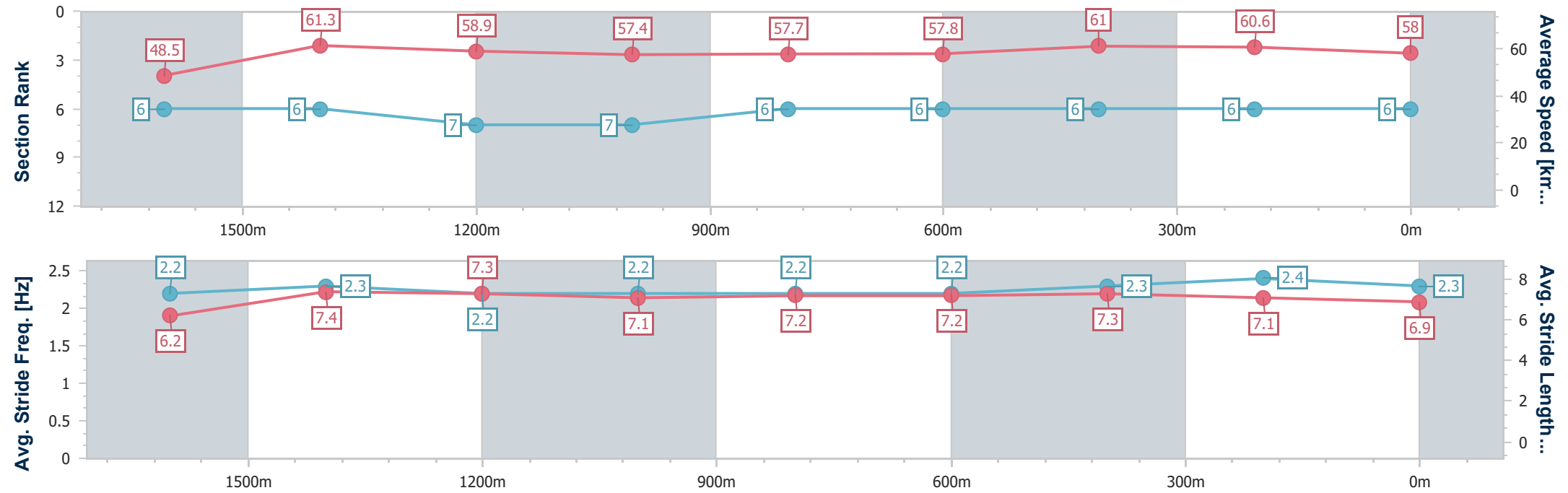
Race 6: Archers the Strata Professionals Class 3 Plate - 1800m



04 October 2024 - 20:35

Track Rating: Good 4, Weather: Fine, Rail Position: +5m Entire

Section	Overall	1600m	1400m	1200m	1000m	800m	600m	400m	200m			
Section Times	1:52.86 [6] (0:14.89)	1:37.97 [6] (0:11.86)	1:26.11 [6] (0:12.29)	1:13.82 [7] (0:12.57)	1:01.25 [7] (0:12.55)	0:48.70 [6] (0:12.52)	0:36.18 [6] (0:11.87)	0:24.31 [6] (0:11.87)	0:12.44 [6] (0:12.44)			
Average Speed [km/h]	48.5	61.3	58.9	57.4	57.7	57.8	61.0	60.6	58.0			
Top Speed [km/h]	61.0	61.7	60.3	58.8	59.0	59.3	61.8	62.5	59.6			
Avg. Dist. to Rail [m]	4.5	2.3	2.6	2.7	2.2	1.3	0.5	2.1	4.1			
Avg. Stride Freq. [Hz]	2.2	2.3	2.2	2.2	2.2	2.2	2.3	2.4	2.3			
Avg. Stride Length [m]	6.2	7.4	7.3	7.1	7.2	7.2	7.3	7.1	6.9			



- [ ] Ranking at each section and finish
- .-.- No data available at this section
- NA No data available



Horse/Jockey Name	Wicked'n' Lovin'it
Final Rank	7
Fastest Section Time (Section)	0:11.88 (400m)
Top Speed [km/h] (Section)	62.4 (600m)
Race State	Finished



Sunshine Coast QLD Professional

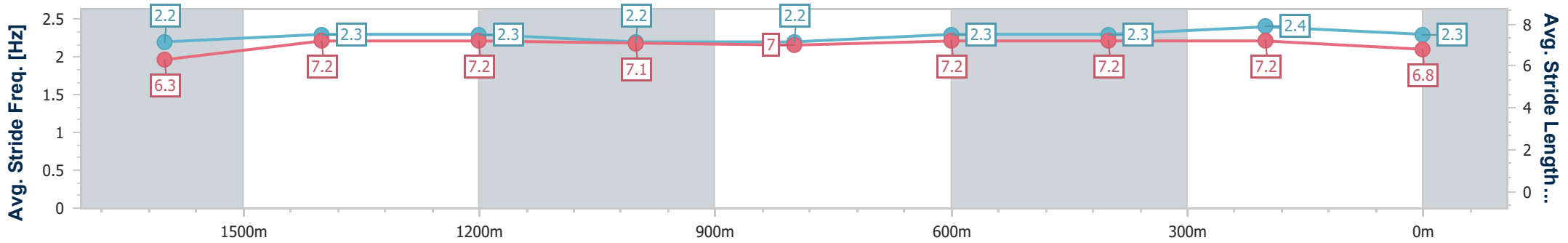
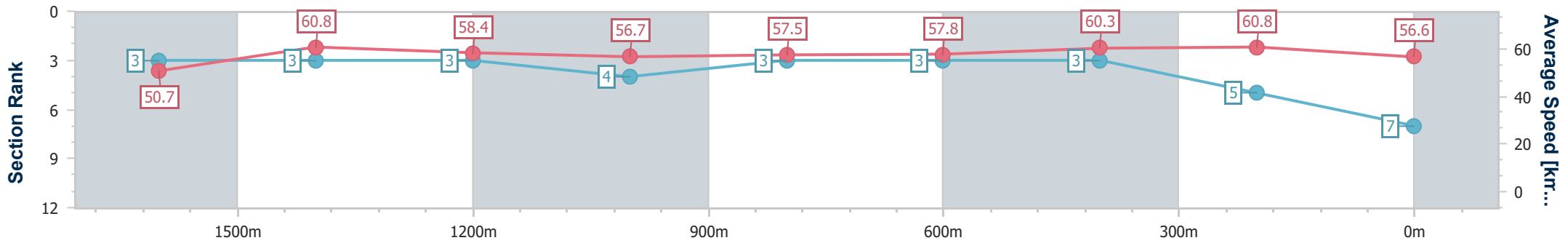
Race 6: Archers the Strata Professionals Class 3 Plate - 1800m



04 October 2024 - 20:35

Track Rating: Good 4, Weather: Fine, Rail Position: +5m Entire

Section	Overall	1600m	1400m	1200m	1000m	800m	600m	400m	200m			
Section Times	1:52.96 [7] (0:14.26)	1:38.70 [3] (0:11.95)	1:26.75 [3] (0:12.37)	1:14.38 [3] (0:12.71)	1:01.67 [4] (0:12.62)	0:49.05 [3] (0:12.54)	0:36.51 [3] (0:11.89)	0:24.62 [3] (0:11.88)	0:12.74 [5] (0:12.74)			
Average Speed [km/h]	50.7	60.8	58.4	56.7	57.5	57.8	60.3	60.8	56.6			
Top Speed [km/h]	60.8	61.3	59.7	58.1	58.6	59.7	62.4	62.0	59.3			
Avg. Dist. to Rail [m]	3.4	2.1	2.2	2.2	2.1	1.2	0.2	0.7	0.6			
Avg. Stride Freq. [Hz]	2.2	2.3	2.3	2.2	2.2	2.3	2.3	2.4	2.3			
Avg. Stride Length [m]	6.3	7.2	7.2	7.1	7.0	7.2	7.2	7.2	6.8			



- [ ] Ranking at each section and finish
- .-.- No data available at this section
- NA No data available



# Sunshine Coast QLD Professional

## Race 7: STRATA COMPLIANCE SOLUTIONS BM62 Handicap - 1600m

04 October 2024 - 21:10



Track Rating: Good 4, Weather: Fine, Rail Position: +5m Entire

Section		Overall	1400m	1200m	1000m	800m	600m	400m	Last 600m					
Field Times		1:37.76 (0:13.50)	1:24.26 (0:11.50)	1:12.76 (0:11.93)	1:00.83 (0:12.35)	0:48.48 (0:12.46)	0:36.02 (0:12.14)	0:23.88 (0:11.68)	0:36.02					
Rank	TAB Horse/Jockey	Barrier	Top Speed [km/h]	Fastest Section										Distance Travelled [m]
1	1 <b>MERCHANT FLYER</b> James Orman	4	65.5 400m	0:11.20 400m	1:37.76 [1] (0:14.00)	1:23.76 [5] (0:11.66)	1:12.10 [6] (0:11.98)	1:00.12 [6] (0:12.22)	0:47.90 [6] (0:12.47)	0:35.43 [6] (0:12.03)	0:23.40 [6] (0:11.20)	0:35.43		
2	8 <b>NITROGLYCERINE</b> Nikita Beriman	2	64.1 Overall	0:11.51 1400m	1:38.14 [2] (0:14.12)	1:24.02 [6] (0:11.51)	1:12.51 [5] (0:11.92)	1:00.59 [5] (0:12.15)	0:48.44 [5] (0:12.53)	0:35.91 [5] (0:12.11)	0:23.80 [5] (0:11.62)	0:35.91	-2	
3	7 <b>SILVER PEARL</b> Georgina Cartwright	8	65.6 Overall	0:11.50 1400m	1:38.39 [3] (0:13.50)	1:24.89 [1] (0:11.50)	1:13.39 [1] (0:11.99)	1:01.40 [2] (0:12.29)	0:49.11 [1] (0:12.55)	0:36.56 [2] (0:12.12)	0:24.44 [2] (0:11.79)	0:36.56	+2	
4	5 <b>FEARLESS THINKING</b> Angela Jones	7	66.0 Overall	0:11.44 1400m	1:38.40 [4] (0:13.59)	1:24.81 [2] (0:11.44)	1:13.37 [2] (0:11.90)	1:01.47 [1] (0:12.37)	0:49.10 [2] (0:12.44)	0:36.66 [1] (0:12.14)	0:24.52 [1] (0:11.74)	0:36.66	-7	
5	6 <b>LEGER CHASE</b> Jace McMurray	6	64.2 Overall	0:11.55 1400m	1:38.48 [5] (0:13.70)	1:24.78 [3] (0:11.55)	1:13.23 [3] (0:12.00)	1:01.23 [3] (0:12.27)	0:48.96 [3] (0:12.55)	0:36.41 [4] (0:12.13)	0:24.28 [4] (0:11.77)	0:36.41	+2	
6	3 <b>HOLY FLASH</b> Sean Cormack	3	63.7 1200m	0:11.64 400m	1:38.72 [6] (0:14.19)	1:24.53 [7] (0:11.66)	1:12.87 [7] (0:11.91)	1:00.96 [7] (0:12.22)	0:48.74 [7] (0:12.54)	0:36.20 [7] (0:11.99)	0:24.21 [7] (0:11.64)	0:36.20	+2	
7	9 <b>GRANDCOEUR</b> Karl Zechner	1	65.1 Overall	0:11.47 1400m	1:38.88 [7] (0:13.93)	1:24.95 [4] (0:11.47)	1:13.48 [4] (0:11.98)	1:01.50 [4] (0:12.21)	0:49.29 [4] (0:12.46)	0:36.83 [3] (0:12.13)	0:24.70 [3] (0:11.84)	0:36.83	-5	
8	4 <b>KARAOKE AL</b> Micheal Hellyer	5	62.6 600m	0:11.79 1400m	1:38.95 [8] (0:14.25)	1:24.70 [8] (0:11.79)	1:12.91 [8] (0:12.05)	1:00.86 [8] (0:12.17)	0:48.69 [8] (0:12.44)	0:36.25 [8] (0:11.86)	0:24.39 [8] (0:11.83)	0:36.25	+2	

Scratched: Fiddler Onthe Roof (#10), He's For The Girls (#2)

[ ] Ranking at each section and finish  
 -:-:- No data available at this section  
 NA No data available

SCN Saddle cloth number  
 DNF Did not finish  
 DNT Did not track



# Sunshine Coast QLD Professional

## Race 7: STRATA COMPLIANCE SOLUTIONS BM62 Handicap - 1600m

04 October 2024 - 21:10



Track Rating: Good 4, Weather: Fine, Rail Position: +5m Entire

Section				200m				Last 600m		
Field Times				0:12.20 (0:12.20)				0:36.02		
Rank	TAB	Horse/Jockey	Barrier	Top Speed [km/h]	Fastest Section	Margin			Distance Travelled [m]	
1	1	<b>MERCHANT FLYER</b> James Orman	4	65.5 400m	0:11.20 400m	0:12.20 [1] (0:12.20)	1:37.76		0:35.43	
2	8	<b>NITROGLYCERINE</b> Nikita Beriman	2	64.1 Overall	0:11.51 1400m	0:12.18 [4] (0:12.18)	2L		0:35.91	-2
3	7	<b>SILVER PEARL</b> Georgina Cartwright	8	65.6 Overall	0:11.50 1400m	0:12.65 [3] (0:12.65)	3.3L		0:36.56	+2
4	5	<b>FEARLESS THINKING</b> Angela Jones	7	66.0 Overall	0:11.44 1400m	0:12.78 [2] (0:12.78)	3.4L		0:36.66	-7
5	6	<b>LEGER CHASE</b> Jace McMurray	6	64.2 Overall	0:11.55 1400m	0:12.51 [5] (0:12.51)	3.7L		0:36.41	+2
6	3	<b>HOLY FLASH</b> Sean Cormack	3	63.7 1200m	0:11.64 400m	0:12.57 [7] (0:12.57)	5L		0:36.20	+2
7	9	<b>GRANDCOEUR</b> Karl Zechner	1	65.1 Overall	0:11.47 1400m	0:12.86 [6] (0:12.86)	5.8L		0:36.83	-5
8	4	<b>KARAOKE AL</b> Micheal Hellyer	5	62.6 600m	0:11.79 1400m	0:12.56 [8] (0:12.56)	6.1L		0:36.25	+2

Scratched: Fiddler Onthe Roof (#10), He's For The Girls (#2)

[ ] Ranking at each section and finish  
 -:-:- No data available at this section  
 NA No data available

SCN Saddle cloth number  
 DNF Did not finish  
 DNT Did not track



Horse/Jockey Name	Merchant Flyer
Final Rank	1
Fastest Section Time (Section)	0:11.20 (400m)
Top Speed [km/h] (Section)	65.5 (400m)
Race State	Finished



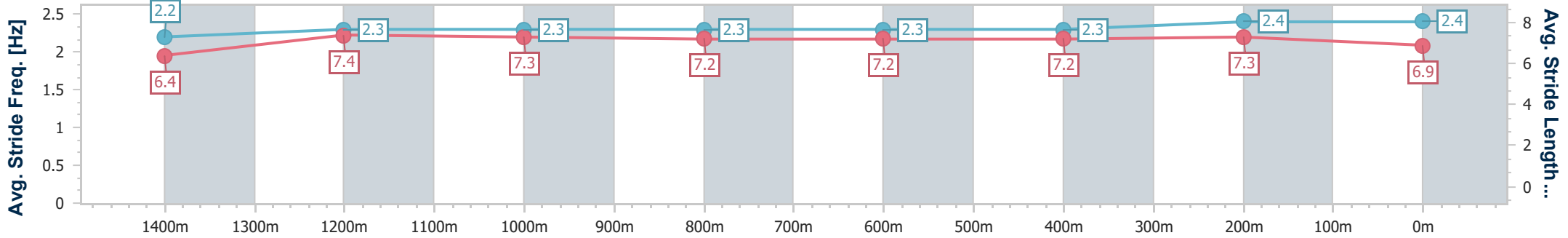
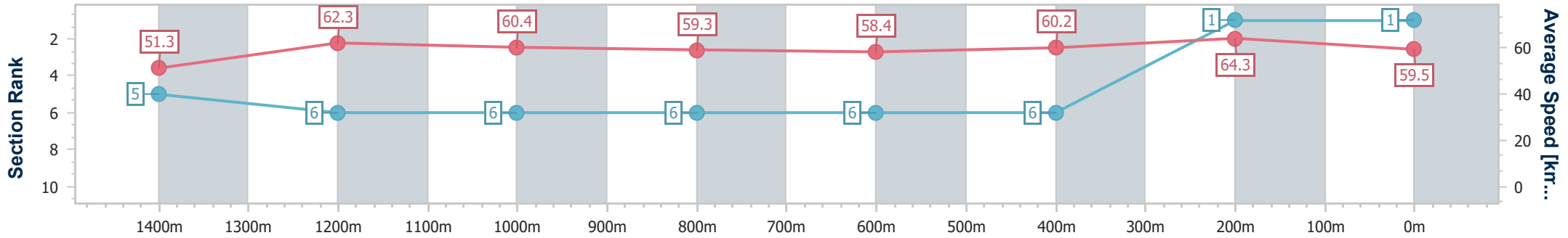
Sunshine Coast QLD Professional  
Race 7: STRATA COMPLIANCE SOLUTIONS BM62 Handicap - 1600m



04 October 2024 - 21:10

Track Rating: Good 4, Weather: Fine, Rail Position: +5m Entire

Section	Overall	1400m	1200m	1000m	800m	600m	400m	200m
Section Times	1:37.76 [1] (0:14.00)	1:23.76 [5] (0:11.66)	1:12.10 [6] (0:11.98)	1:00.12 [6] (0:12.22)	0:47.90 [6] (0:12.47)	0:35.43 [6] (0:12.03)	0:23.40 [6] (0:11.20)	0:12.20 [1] (0:12.20)
Average Speed [km/h]	51.3	62.3	60.4	59.3	58.4	60.2	64.3	59.5
Top Speed [km/h]	63.4	63.1	61.6	60.3	59.6	62.6	65.5	62.8
Avg. Dist. to Rail [m]	5.1	3.9	3.3	3.0	1.4	1.4	5.3	4.1
Avg. Stride Freq. [Hz]	2.2	2.3	2.3	2.3	2.3	2.3	2.4	2.4
Avg. Stride Length [m]	6.4	7.4	7.3	7.2	7.2	7.2	7.3	6.9



- [ ] Ranking at each section and finish
- .-.- No data available at this section
- NA No data available



Horse/Jockey Name	Nitroglycerine
Final Rank	2
Fastest Section Time (Section)	0:11.51 (1400m)
Top Speed [km/h] (Section)	64.1 (Overall)
Race State	Finished



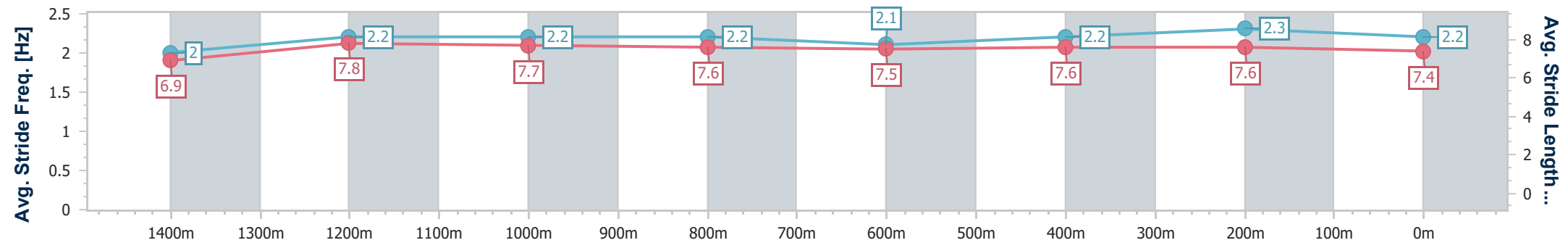
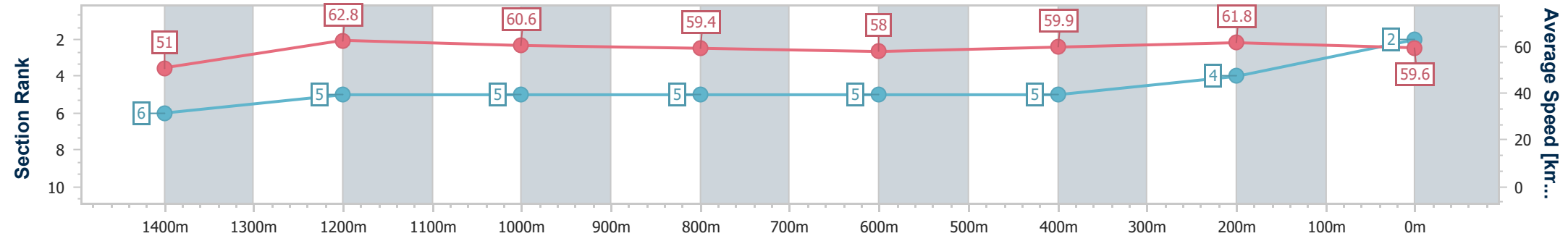
Sunshine Coast QLD Professional  
Race 7: STRATA COMPLIANCE SOLUTIONS BM62 Handicap - 1600m



04 October 2024 - 21:10

Track Rating: Good 4, Weather: Fine, Rail Position: +5m Entire

Section	Overall	1400m	1200m	1000m	800m	600m	400m	200m						
Section Times	1:38.14 [2] (0:14.12)	1:24.02 [6] (0:11.51)	1:12.51 [5] (0:11.92)	1:00.59 [5] (0:12.15)	0:48.44 [5] (0:12.53)	0:35.91 [5] (0:12.11)	0:23.80 [5] (0:11.62)	0:12.18 [4] (0:12.18)						
Average Speed [km/h]	51.0	62.8	60.6	59.4	58.0	59.9	61.8	59.6						
Top Speed [km/h]	64.1	63.8	61.9	60.3	59.1	61.6	62.5	62.7						
Avg. Dist. to Rail [m]	3.2	2.5	2.3	2.2	1.4	0.7	4.2	5.9						
Avg. Stride Freq. [Hz]	2.0	2.2	2.2	2.2	2.1	2.2	2.3	2.2						
Avg. Stride Length [m]	6.9	7.8	7.7	7.6	7.5	7.6	7.6	7.4						



- [ ] Ranking at each section and finish
- .-.- No data available at this section
- NA No data available





Horse/Jockey Name	Silver Pearl
Final Rank	3
Fastest Section Time (Section)	0:11.50 (1400m)
Top Speed [km/h] (Section)	65.6 (Overall)
Race State	Finished



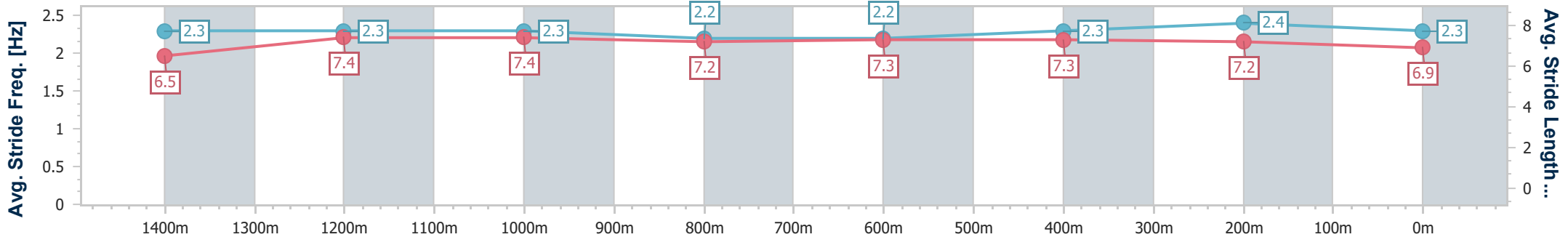
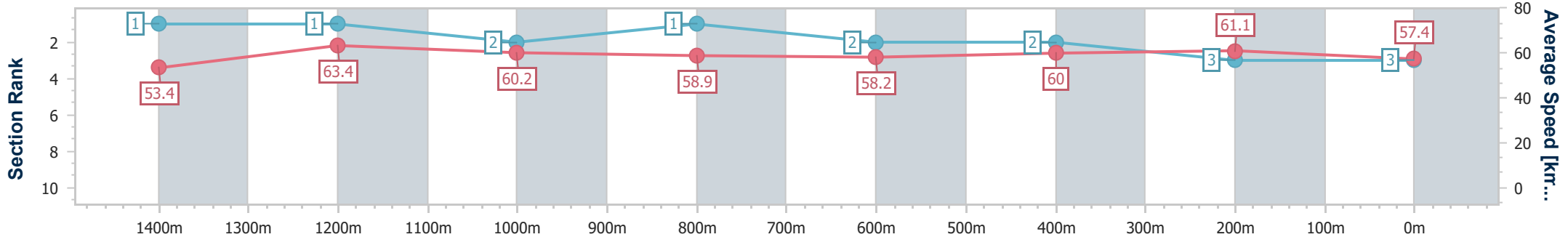
Sunshine Coast QLD Professional  
Race 7: STRATA COMPLIANCE SOLUTIONS BM62 Handicap - 1600m



04 October 2024 - 21:10

Track Rating: Good 4, Weather: Fine, Rail Position: +5m Entire

Section	Overall	1400m	1200m	1000m	800m	600m	400m	200m
Section Times	1:38.39 [3] (0:13.50)	1:24.89 [1] (0:11.50)	1:13.39 [1] (0:11.99)	1:01.40 [2] (0:12.29)	0:49.11 [1] (0:12.55)	0:36.56 [2] (0:12.12)	0:24.44 [2] (0:11.79)	0:12.65 [3] (0:12.65)
Average Speed [km/h]	53.4	63.4	60.2	58.9	58.2	60.0	61.1	57.4
Top Speed [km/h]	65.6	64.8	61.6	60.0	59.4	61.2	62.6	59.5
Avg. Dist. to Rail [m]	9.3	3.8	3.5	3.1	2.6	1.6	3.1	3.7
Avg. Stride Freq. [Hz]	2.3	2.3	2.3	2.2	2.2	2.3	2.4	2.3
Avg. Stride Length [m]	6.5	7.4	7.4	7.2	7.3	7.3	7.2	6.9



- [ ] Ranking at each section and finish
- .-.-.- No data available at this section
- NA No data available



Horse/Jockey Name	Fearless Thinking
Final Rank	4
Fastest Section Time (Section)	0:11.44 (1400m)
Top Speed [km/h] (Section)	66.0 (Overall)
Race State	Finished



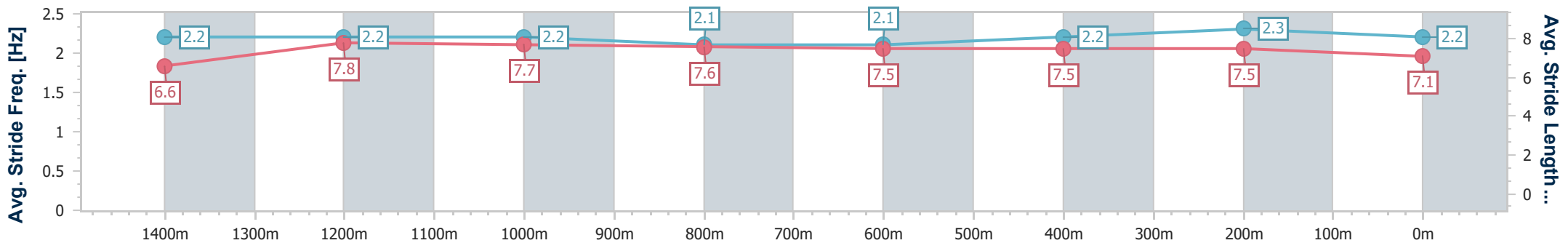
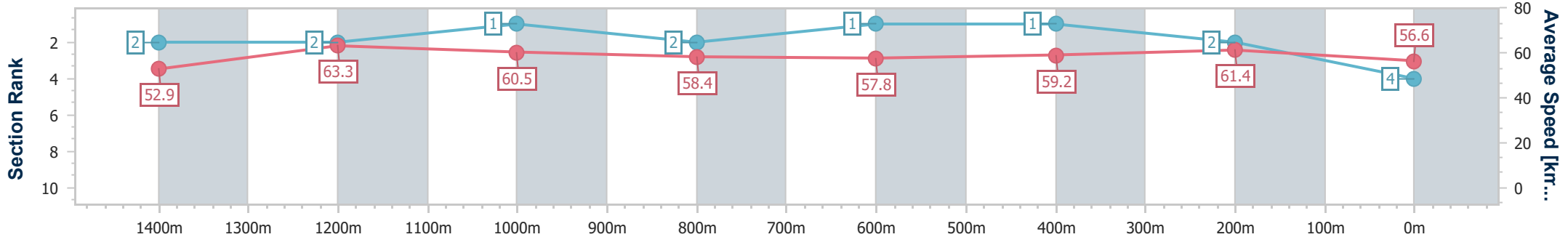
Sunshine Coast QLD Professional  
Race 7: STRATA COMPLIANCE SOLUTIONS BM62 Handicap - 1600m



04 October 2024 - 21:10

Track Rating: Good 4, Weather: Fine, Rail Position: +5m Entire

Section	Overall	1400m	1200m	1000m	800m	600m	400m	200m
Section Times	1:38.40 [4] (0:13.59)	1:24.81 [2] (0:11.44)	1:13.37 [2] (0:11.90)	1:01.47 [1] (0:12.37)	0:49.10 [2] (0:12.44)	0:36.66 [1] (0:12.14)	0:24.52 [1] (0:11.74)	0:12.78 [2] (0:12.78)
Average Speed [km/h]	52.9	63.3	60.5	58.4	57.8	59.2	61.4	56.6
Top Speed [km/h]	66.0	65.7	61.4	59.7	58.6	61.2	62.1	59.5
Avg. Dist. to Rail [m]	7.0	1.8	1.1	1.1	0.3	0.8	1.7	2.1
Avg. Stride Freq. [Hz]	2.2	2.2	2.2	2.1	2.1	2.2	2.3	2.2
Avg. Stride Length [m]	6.6	7.8	7.7	7.6	7.5	7.5	7.5	7.1



- [ ] Ranking at each section and finish
- .-.- No data available at this section
- NA No data available



Horse/Jockey Name	Leger Chase
Final Rank	5
Fastest Section Time (Section)	0:11.55 (1400m)
Top Speed [km/h] (Section)	64.2 (Overall)
Race State	Finished



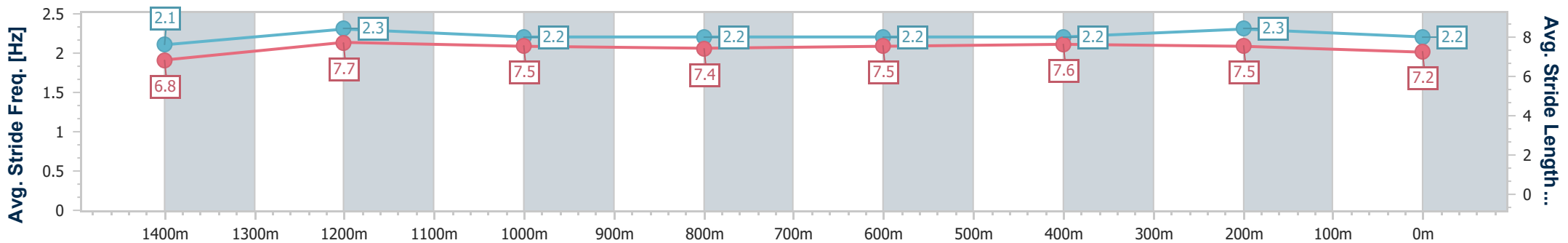
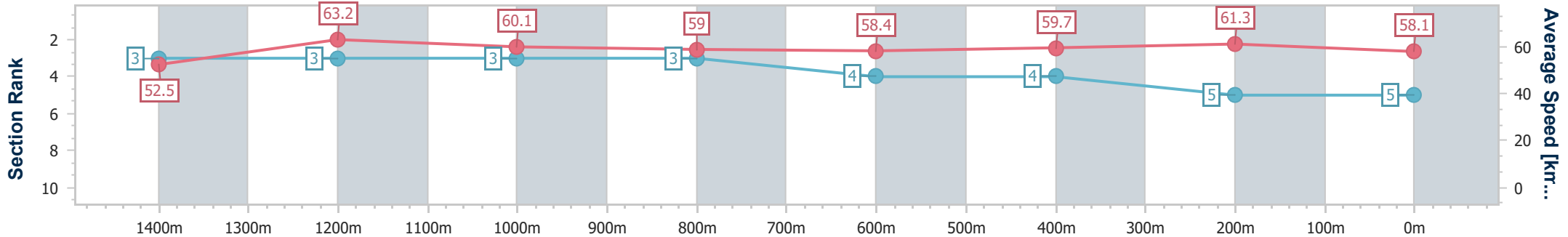
Sunshine Coast QLD Professional  
Race 7: STRATA COMPLIANCE SOLUTIONS BM62 Handicap - 1600m



04 October 2024 - 21:10

Track Rating: Good 4, Weather: Fine, Rail Position: +5m Entire

Section	Overall	1400m	1200m	1000m	800m	600m	400m	200m
Section Times	1:38.48 [5] (0:13.70)	1:24.78 [3] (0:11.55)	1:13.23 [3] (0:12.00)	1:01.23 [3] (0:12.27)	0:48.96 [3] (0:12.55)	0:36.41 [4] (0:12.13)	0:24.28 [4] (0:11.77)	0:12.51 [5] (0:12.51)
Average Speed [km/h]	52.5	63.2	60.1	59.0	58.4	59.7	61.3	58.1
Top Speed [km/h]	64.2	64.0	61.5	60.2	59.4	61.3	62.6	59.7
Avg. Dist. to Rail [m]	6.7	3.6	3.8	3.5	2.4	1.5	3.8	4.7
Avg. Stride Freq. [Hz]	2.1	2.3	2.2	2.2	2.2	2.2	2.3	2.2
Avg. Stride Length [m]	6.8	7.7	7.5	7.4	7.5	7.6	7.5	7.2



- [ ] Ranking at each section and finish
- .-.- No data available at this section
- NA No data available



Horse/Jockey Name	Holy Flash
Final Rank	6
Fastest Section Time (Section)	0:11.64 (400m)
Top Speed [km/h] (Section)	63.7 (1200m)
Race State	Finished



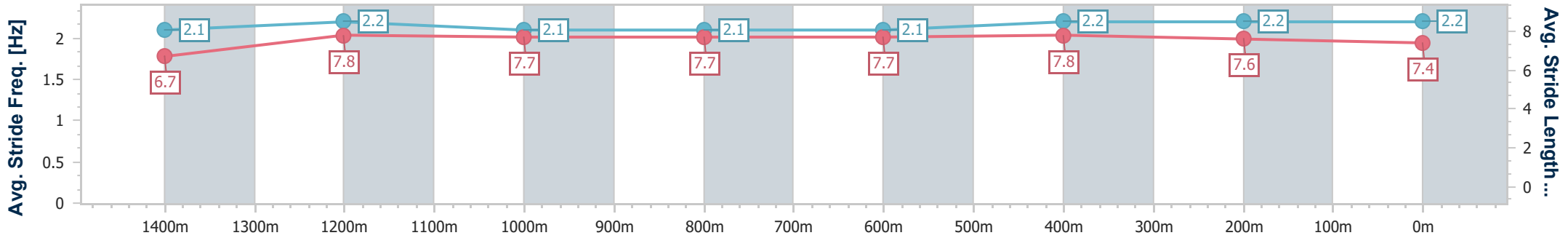
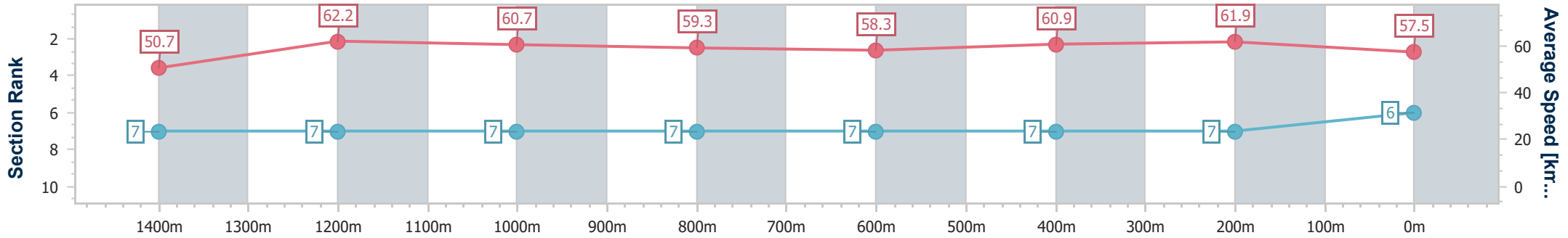
Sunshine Coast QLD Professional  
Race 7: STRATA COMPLIANCE SOLUTIONS BM62 Handicap - 1600m



04 October 2024 - 21:10

Track Rating: Good 4, Weather: Fine, Rail Position: +5m Entire

Section	Overall	1400m	1200m	1000m	800m	600m	400m	200m
Section Times	1:38.72 [6] (0:14.19)	1:24.53 [7] (0:11.66)	1:12.87 [7] (0:11.91)	1:00.96 [7] (0:12.22)	0:48.74 [7] (0:12.54)	0:36.20 [7] (0:11.99)	0:24.21 [7] (0:11.64)	0:12.57 [7] (0:12.57)
Average Speed [km/h]	50.7	62.2	60.7	59.3	58.3	60.9	61.9	57.5
Top Speed [km/h]	62.2	63.4	63.7	60.5	60.0	62.3	62.8	59.5
Avg. Dist. to Rail [m]	4.6	4.0	3.5	3.4	2.7	2.5	5.9	6.1
Avg. Stride Freq. [Hz]	2.1	2.2	2.1	2.1	2.1	2.2	2.2	2.2
Avg. Stride Length [m]	6.7	7.8	7.7	7.7	7.7	7.8	7.6	7.4



- [ ] Ranking at each section and finish
- .-.- No data available at this section
- NA No data available



Horse/Jockey Name	Grandcoeur
Final Rank	7
Fastest Section Time (Section)	0:11.47 (1400m)
Top Speed [km/h] (Section)	65.1 (Overall)
Race State	Finished



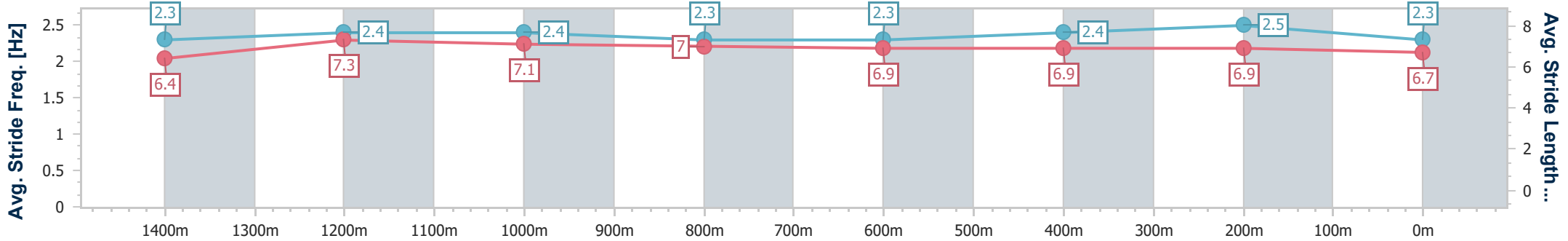
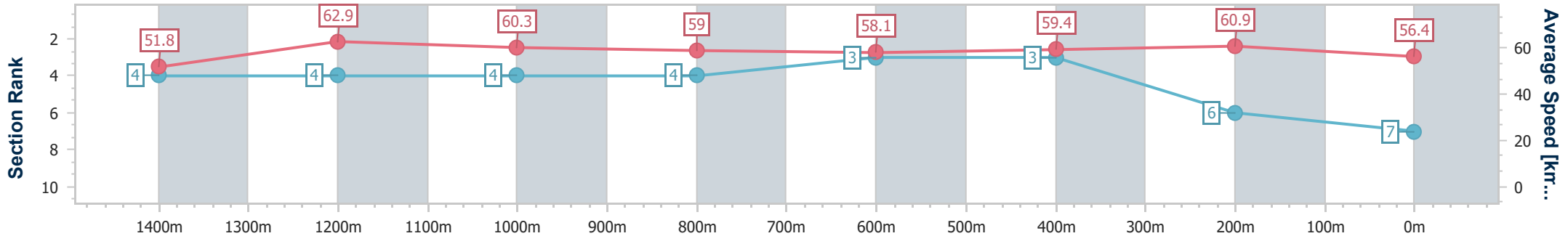
Sunshine Coast QLD Professional  
Race 7: STRATA COMPLIANCE SOLUTIONS BM62 Handicap - 1600m



04 October 2024 - 21:10

Track Rating: Good 4, Weather: Fine, Rail Position: +5m Entire

Section	Overall	1400m	1200m	1000m	800m	600m	400m	200m
Section Times	1:38.88 [7] (0:13.93)	1:24.95 [4] (0:11.47)	1:13.48 [4] (0:11.98)	1:01.50 [4] (0:12.21)	0:49.29 [4] (0:12.46)	0:36.83 [3] (0:12.13)	0:24.70 [3] (0:11.84)	0:12.86 [6] (0:12.86)
Average Speed [km/h]	51.8	62.9	60.3	59.0	58.1	59.4	60.9	56.4
Top Speed [km/h]	65.1	64.9	61.5	60.5	59.1	60.9	61.8	59.3
Avg. Dist. to Rail [m]	2.9	2.1	1.6	1.2	0.3	0.7	2.7	1.6
Avg. Stride Freq. [Hz]	2.3	2.4	2.4	2.3	2.3	2.4	2.5	2.3
Avg. Stride Length [m]	6.4	7.3	7.1	7.0	6.9	6.9	6.9	6.7



- [ ] Ranking at each section and finish
- .-.- No data available at this section
- NA No data available



Horse/Jockey Name	Karaoke AI
Final Rank	8
Fastest Section Time (Section)	0:11.79 (1400m)
Top Speed [km/h] (Section)	62.6 (600m)
Race State	Finished



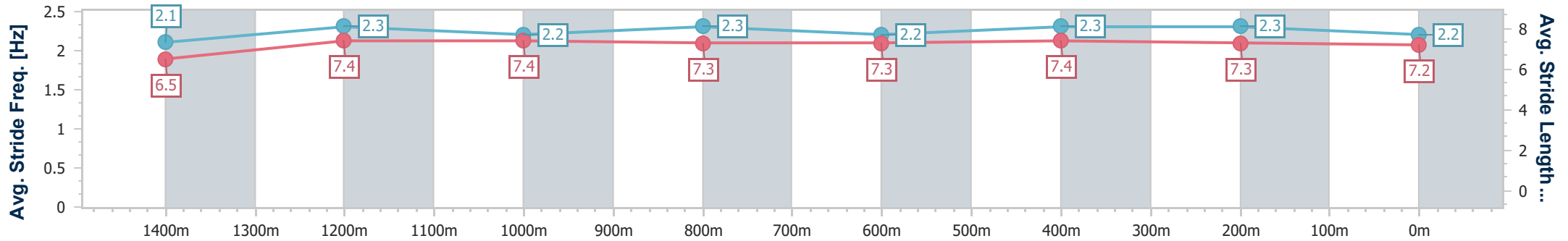
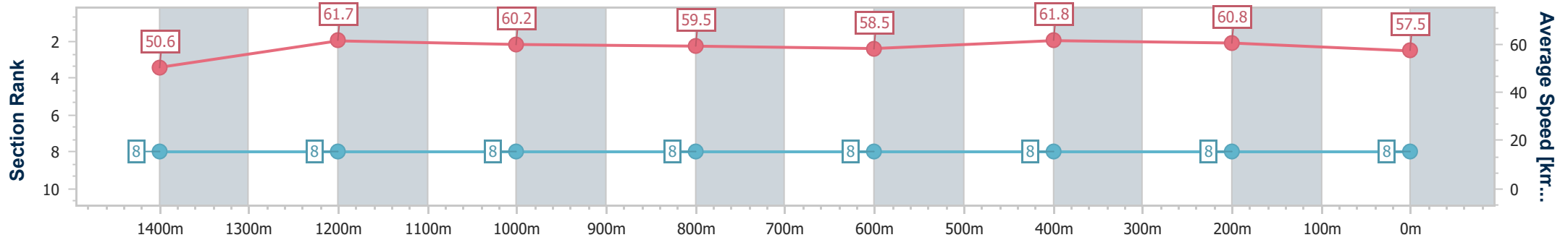
Sunshine Coast QLD Professional  
Race 7: STRATA COMPLIANCE SOLUTIONS BM62 Handicap - 1600m



04 October 2024 - 21:10

Track Rating: Good 4, Weather: Fine, Rail Position: +5m Entire

Section	Overall	1400m	1200m	1000m	800m	600m	400m	200m
Section Times	1:38.95 [8] (0:14.25)	1:24.70 [8] (0:11.79)	1:12.91 [8] (0:12.05)	1:00.86 [8] (0:12.17)	0:48.69 [8] (0:12.44)	0:36.25 [8] (0:11.86)	0:24.39 [8] (0:11.83)	0:12.56 [8] (0:12.56)
Average Speed [km/h]	50.6	61.7	60.2	59.5	58.5	61.8	60.8	57.5
Top Speed [km/h]	62.1	62.6	61.5	61.1	60.8	62.6	62.5	59.3
Avg. Dist. to Rail [m]	5.9	4.4	3.6	3.4	1.7	2.8	7.7	5.1
Avg. Stride Freq. [Hz]	2.1	2.3	2.2	2.3	2.2	2.3	2.3	2.2
Avg. Stride Length [m]	6.5	7.4	7.4	7.3	7.3	7.4	7.3	7.2



- [ ] Ranking at each section and finish
- .-.- No data available at this section
- NA No data available