



Rockhampton QLD Professional

Race 5: Pac Plus BM55 Handicap - 1600m

04 October 2024 - 15:50



Track Rating: Good 4, Weather: Fine, Rail Position: +0.5m Entire

Section		Overall	1400m	1200m	1000m	800m	600m	400m	Last 600m				
Field Times		1:36.26 (0:13.30)	1:22.96 (0:11.15)	1:11.81 (0:11.81)	1:00.00 (0:12.42)	0:47.58 (0:12.31)	0:35.27 (0:11.58)	0:23.69 (0:11.53)	0:35.27				
Rank	TAB Horse/Jockey	Barrier	Top Speed [km/h]	Fastest Section									Distance Travelled [m]
1	3 MIGHTY JUDD Justin Stanley	6	65.0 600m	0:11.30 600m	1:36.26 [1] (0:13.70)	1:22.56 [8] (0:11.50)	1:11.06 [8] (0:11.93)	0:59.13 [8] (0:12.29)	0:46.84 [7] (0:12.18)	0:34.66 [6] (0:11.30)	0:23.36 [5] (0:11.31)	0:34.66	
2	8 STREET GLORY Ryan Wiggins	7	66.1 1400m	0:10.98 1400m	1:36.29 [2] (0:13.47)	1:22.82 [5] (0:10.98)	1:11.84 [1] (0:11.81)	1:00.03 [1] (0:12.42)	0:47.61 [1] (0:12.31)	0:35.30 [1] (0:11.58)	0:23.72 [1] (0:11.53)	0:35.30	+0
3	1 EL OF A SENORITA Brooke Johnson	2	64.5 1400m	0:11.39 400m	1:36.52 [3] (0:13.46)	1:23.06 [4] (0:11.42)	1:11.64 [5] (0:12.01)	0:59.63 [5] (0:12.37)	0:47.26 [5] (0:12.26)	0:35.00 [4] (0:11.53)	0:23.47 [6] (0:11.39)	0:35.00	+3
4	9 HOLY CROWN Melea Castle	4	65.3 600m	0:11.38 600m	1:36.68 [4] (0:13.30)	1:23.38 [1] (0:11.41)	1:11.97 [3] (0:11.91)	1:00.06 [3] (0:12.33)	0:47.73 [3] (0:12.33)	0:35.40 [3] (0:11.38)	0:24.02 [2] (0:11.48)	0:35.40	-3
5	5 MR GREY Adam Spinks	1	64.8 600m	0:11.37 600m	1:37.08 [5] (0:13.42)	1:23.66 [3] (0:11.45)	1:12.21 [4] (0:11.95)	1:00.26 [4] (0:12.43)	0:47.83 [4] (0:12.43)	0:35.40 [7] (0:11.37)	0:24.03 [7] (0:11.52)	0:35.40	-2
5	7 YOUNG HENRY Adam Sewell	5	65.1 Overall	0:11.23 1400m	1:37.08 [5] (0:13.39)	1:23.69 [2] (0:11.23)	1:12.46 [2] (0:11.83)	1:00.63 [2] (0:12.38)	0:48.25 [2] (0:12.44)	0:35.81 [2] (0:11.59)	0:24.22 [3] (0:11.74)	0:35.81	+3
7	6 PHEEBLE'S SPIRIT Olivia Kendal	8	65.3 600m	0:11.28 600m	1:37.16 [7] (0:13.66)	1:23.50 [7] (0:11.47)	1:12.03 [6] (0:11.89)	1:00.14 [6] (0:12.34)	0:47.80 [6] (0:12.24)	0:35.56 [5] (0:11.28)	0:24.28 [4] (0:11.65)	0:35.56	+2
8	2 LEICA BITA FUN Justin Huxtable	9	65.0 600m	0:11.30 600m	1:37.29 [8] (0:13.80)	1:23.49 [9] (0:11.68)	1:11.81 [9] (0:11.86)	0:59.95 [9] (0:12.34)	0:47.61 [9] (0:12.43)	0:35.18 [9] (0:11.30)	0:23.88 [8] (0:11.54)	0:35.18	+6
9	10 SHADOW PROJECT Jackson Murphy	3	63.2 600m	0:11.54 1400m	1:38.81 [9] (0:13.59)	1:25.22 [6] (0:11.54)	1:13.68 [6] (0:12.00)	1:01.68 [7] (0:12.44)	0:49.24 [8] (0:12.39)	0:36.85 [8] (0:11.60)	0:25.25 [9] (0:11.72)	0:36.85	+2

Scratched: Flamenco Rose (#11), Roy's Road (#4)

[] Ranking at each section and finish
 -:-:- No data available at this section
 NA No data available

SCN Saddle cloth number
 DNF Did not finish
 DNT Did not track



Rockhampton QLD Professional

Race 5: Pac Plus BM55 Handicap - 1600m

04 October 2024 - 15:50



Track Rating: Good 4, Weather: Fine, Rail Position: +0.5m Entire

Section							200m			Last 600m
Field Times							0:12.16			0:35.27
							(0:12.16)			
Rank	TAB	Horse/Jockey	Barrier	Top Speed [km/h]	Fastest Section	Margin			Distance Travelled [m]	
1	3	MIGHTY JUDD	6	65.0	0:11.30	0:12.05 [3]	1:36.26		0:34.66	
		Justin Stanley		600m	600m	(0:12.05)				
2	8	STREET GLORY	7	66.1	0:10.98	0:12.19 [1]	0.17L		0:35.30 +0	
		Ryan Wiggins		1400m	1400m	(0:12.19)				
3	1	EL OF A SENORITA	2	64.5	0:11.39	0:12.08 [4]	1.5L		0:35.00 +3	
		Brooke Johnson		1400m	400m	(0:12.08)				
4	9	HOLY CROWN	4	65.3	0:11.38	0:12.54 [2]	2.45L		0:35.40 -3	
		Melea Castle		600m	600m	(0:12.54)				
5	5	MR GREY	1	64.8	0:11.37	0:12.51 [6]	4.8L		0:35.40 -2	
		Adam Spinks		600m	600m	(0:12.51)				
5	7	YOUNG HENRY	5	65.1	0:11.23	0:12.48 [7]	4.8L		0:35.81 +3	
		Adam Sewell		Overall	1400m	(0:12.48)				
7	6	PHEEBLE'S SPIRIT	8	65.3	0:11.28	0:12.63 [5]	5.28L		0:35.56 +2	
		Olivia Kendal		600m	600m	(0:12.63)				
8	2	LEICA BITA FUN	9	65.0	0:11.30	0:12.34 [8]	6.02L		0:35.18 +6	
		Justin Huxtable		600m	600m	(0:12.34)				
9	10	SHADOW PROJECT	3	63.2	0:11.54	0:13.53 [9]	15.01L		0:36.85 +2	
		Jackson Murphy		600m	1400m	(0:13.53)				

Scratched: Flamenco Rose (#11), Roy's Road (#4)



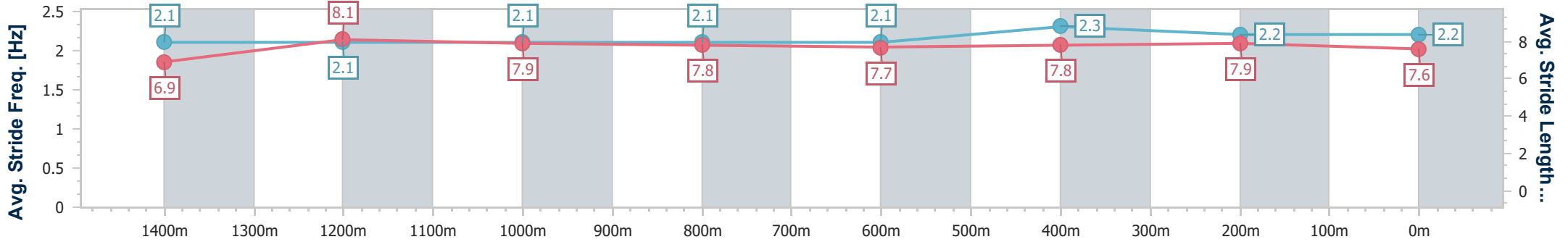
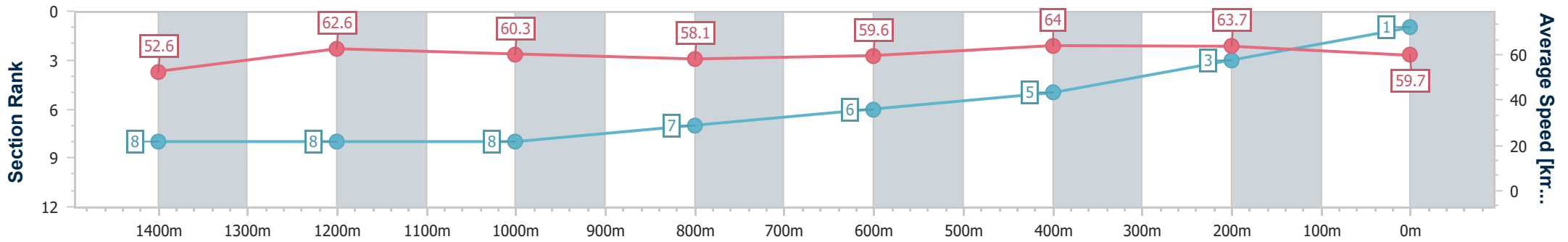
Horse/Jockey Name	Mighty Judd
Final Rank	1
Fastest Section Time (Section)	0:11.30 (600m)
Top Speed [km/h] (Section)	65.0 (600m)
Race State	Finished



Rockhampton QLD Professional
 Race 5: Pac Plus BM55 Handicap - 1600m
 04 October 2024 - 15:50
 Track Rating: Good 4, Weather: Fine, Rail Position: +0.5m Entire



Section	Overall	1400m	1200m	1000m	800m	600m	400m	200m
Section Times	1:36.26 [1] (0:13.70)	1:22.56 [8] (0:11.50)	1:11.06 [8] (0:11.93)	0:59.13 [8] (0:12.29)	0:46.84 [7] (0:12.18)	0:34.66 [6] (0:11.30)	0:23.36 [5] (0:11.31)	0:12.05 [3] (0:12.05)
Average Speed [km/h]	52.6	62.6	60.3	58.1	59.6	64.0	63.7	59.7
Top Speed [km/h]	64.2	63.4	61.9	60.1	61.7	65.0	64.8	61.8
Avg. Dist. to Rail [m]	4.6	1.2	1.4	1.4	1.5	4.9	4.8	4.5
Avg. Stride Freq. [Hz]	2.1	2.1	2.1	2.1	2.1	2.3	2.2	2.2
Avg. Stride Length [m]	6.9	8.1	7.9	7.8	7.7	7.8	7.9	7.6



- [] Ranking at each section and finish
- .-.- No data available at this section
- NA No data available



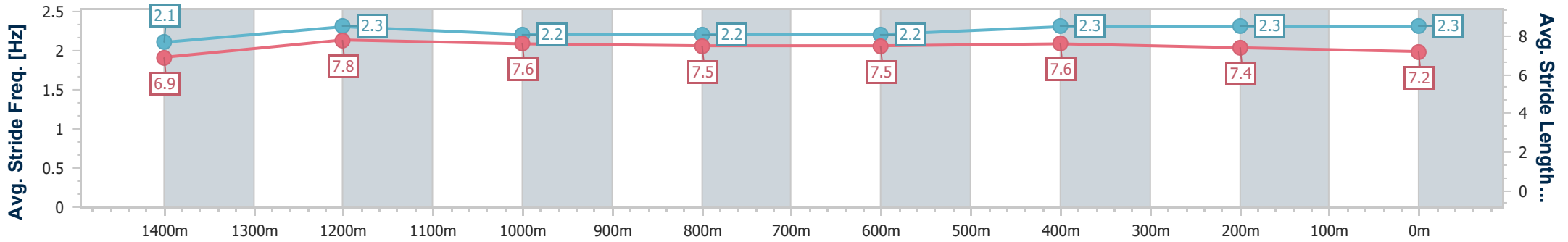
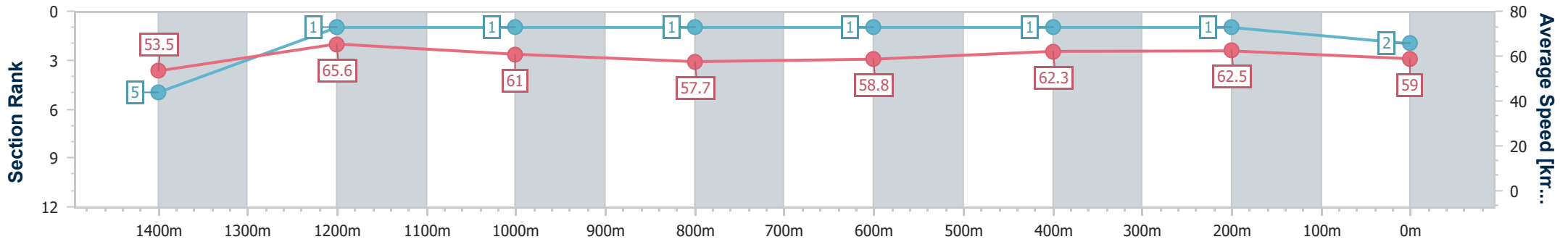
Horse/Jockey Name	Street Glory
Final Rank	2
Fastest Section Time (Section)	0:10.98 (1400m)
Top Speed [km/h] (Section)	66.1 (1400m)
Race State	Finished



Rockhampton QLD Professional
 Race 5: Pac Plus BM55 Handicap - 1600m
 04 October 2024 - 15:50
 Track Rating: Good 4, Weather: Fine, Rail Position: +0.5m Entire



Section	Overall	1400m	1200m	1000m	800m	600m	400m	200m
Section Times	1:36.29 [2] (0:13.47)	1:22.82 [5] (0:10.98)	1:11.84 [1] (0:11.81)	1:00.03 [1] (0:12.42)	0:47.61 [1] (0:12.31)	0:35.30 [1] (0:11.58)	0:23.72 [1] (0:11.53)	0:12.19 [1] (0:12.19)
Average Speed [km/h]	53.5	65.6	61.0	57.7	58.8	62.3	62.5	59.0
Top Speed [km/h]	65.6	66.1	64.5	58.5	60.4	63.1	63.3	61.3
Avg. Dist. to Rail [m]	8.2	2.9	0.7	0.7	0.7	2.0	2.0	2.5
Avg. Stride Freq. [Hz]	2.1	2.3	2.2	2.2	2.2	2.3	2.3	2.3
Avg. Stride Length [m]	6.9	7.8	7.6	7.5	7.5	7.6	7.4	7.2



- [] Ranking at each section and finish
- .-.- No data available at this section
- NA No data available



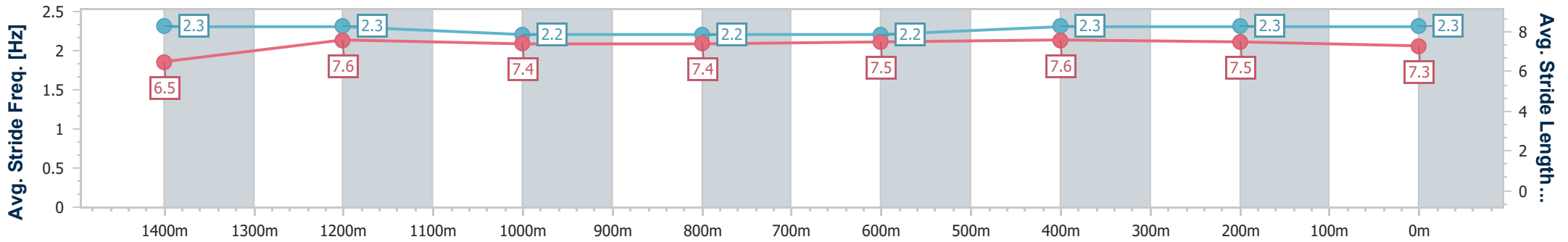
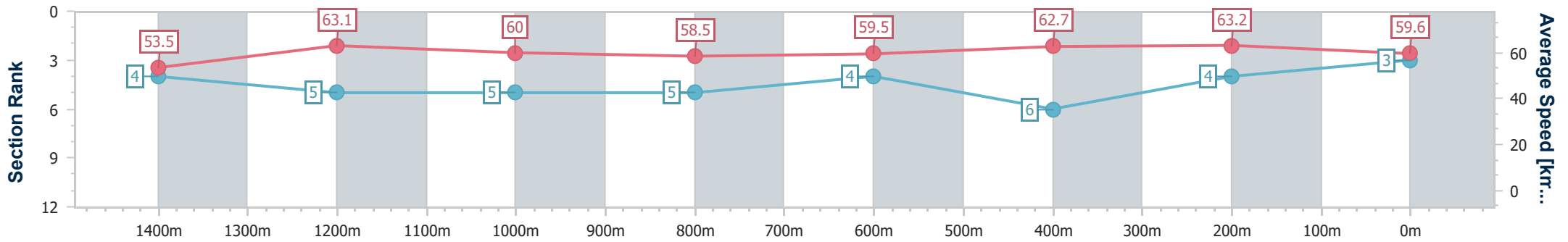
Horse/Jockey Name	EI Of A Seniorita
Final Rank	3
Fastest Section Time (Section)	0:11.39 (400m)
Top Speed [km/h] (Section)	64.5 (1400m)
Race State	Finished



Rockhampton QLD Professional
 Race 5: Pac Plus BM55 Handicap - 1600m
 04 October 2024 - 15:50
 Track Rating: Good 4, Weather: Fine, Rail Position: +0.5m Entire



Section	Overall	1400m	1200m	1000m	800m	600m	400m	200m
Section Times	1:36.52 [3] (0:13.46)	1:23.06 [4] (0:11.42)	1:11.64 [5] (0:12.01)	0:59.63 [5] (0:12.37)	0:47.26 [5] (0:12.26)	0:35.00 [4] (0:11.53)	0:23.47 [6] (0:11.39)	0:12.08 [4] (0:12.08)
Average Speed [km/h]	53.5	63.1	60.0	58.5	59.5	62.7	63.2	59.6
Top Speed [km/h]	64.5	64.5	62.2	59.8	60.7	63.9	63.8	62.5
Avg. Dist. to Rail [m]	3.2	0.6	0.3	0.9	1.8	3.4	5.2	6.9
Avg. Stride Freq. [Hz]	2.3	2.3	2.2	2.2	2.2	2.3	2.3	2.3
Avg. Stride Length [m]	6.5	7.6	7.4	7.4	7.5	7.6	7.5	7.3



- [] Ranking at each section and finish
- .-.- No data available at this section
- NA No data available



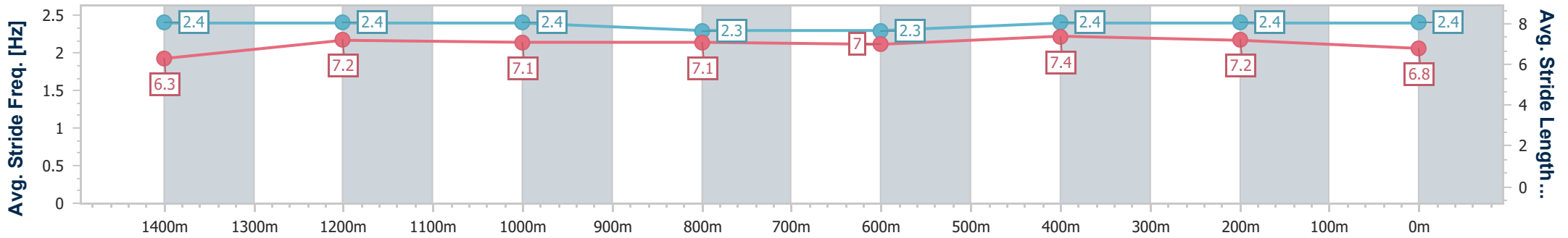
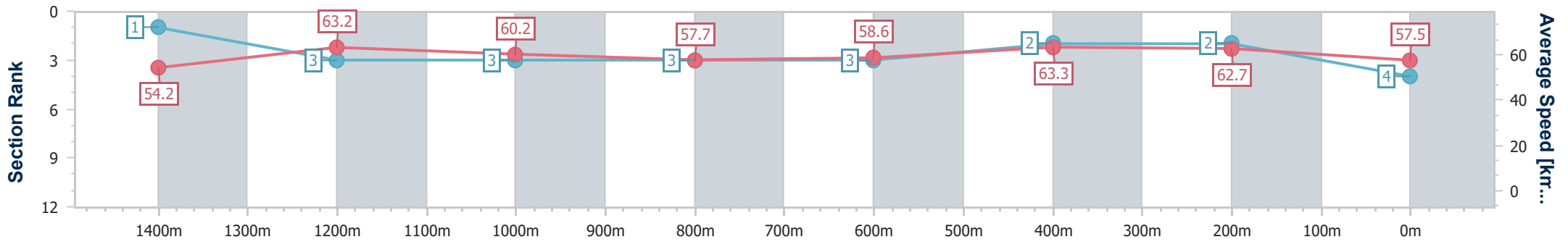
Horse/Jockey Name	Holy Crown
Final Rank	4
Fastest Section Time (Section)	0:11.38 (600m)
Top Speed [km/h] (Section)	65.3 (600m)
Race State	Finished



Rockhampton QLD Professional
 Race 5: Pac Plus BM55 Handicap - 1600m
 04 October 2024 - 15:50
 Track Rating: Good 4, Weather: Fine, Rail Position: +0.5m Entire



Section	Overall	1400m	1200m	1000m	800m	600m	400m	200m
Section Times	1:36.68 [4] (0:13.30)	1:23.38 [1] (0:11.41)	1:11.97 [3] (0:11.91)	1:00.06 [3] (0:12.33)	0:47.73 [3] (0:12.33)	0:35.40 [3] (0:11.38)	0:24.02 [2] (0:11.48)	0:12.54 [2] (0:12.54)
Average Speed [km/h]	54.2	63.2	60.2	57.7	58.6	63.3	62.7	57.5
Top Speed [km/h]	65.1	64.6	62.7	58.9	60.9	65.3	64.4	60.5
Avg. Dist. to Rail [m]	4.9	1.7	1.9	2.2	1.2	2.9	3.7	3.8
Avg. Stride Freq. [Hz]	2.4	2.4	2.4	2.3	2.3	2.4	2.4	2.4
Avg. Stride Length [m]	6.3	7.2	7.1	7.1	7.0	7.4	7.2	6.8



- [] Ranking at each section and finish
- .-.- No data available at this section
- NA No data available



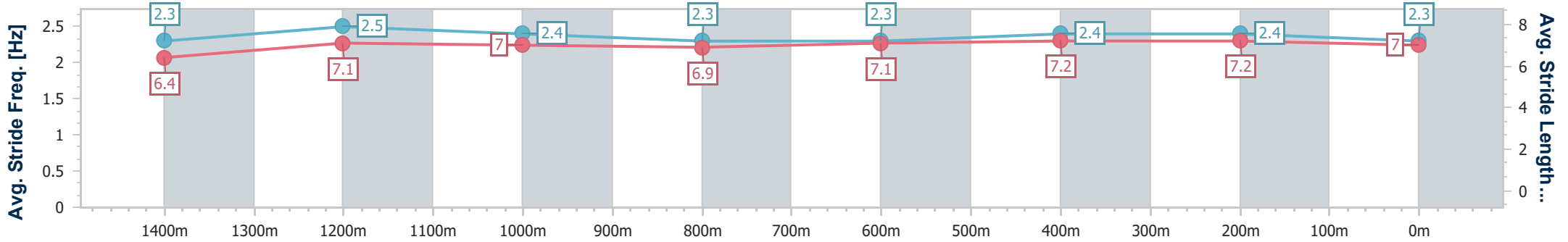
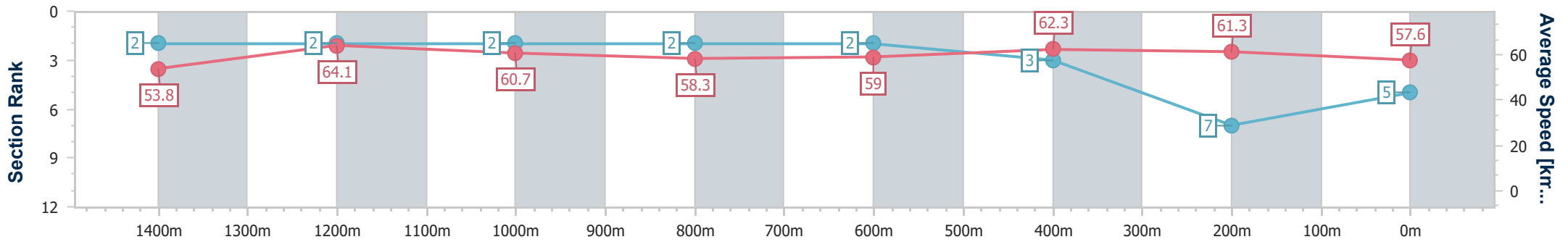
Horse/Jockey Name	Young Henry
Final Rank	5
Fastest Section Time (Section)	0:11.23 (1400m)
Top Speed [km/h] (Section)	65.1 (Overall)
Race State	Finished



Rockhampton QLD Professional
 Race 5: Pac Plus BM55 Handicap - 1600m
 04 October 2024 - 15:50
 Track Rating: Good 4, Weather: Fine, Rail Position: +0.5m Entire



Section	Overall	1400m	1200m	1000m	800m	600m	400m	200m
Section Times	1:37.08 [5] (0:13.39)	1:23.69 [2] (0:11.23)	1:12.46 [2] (0:11.83)	1:00.63 [2] (0:12.38)	0:48.25 [2] (0:12.44)	0:35.81 [2] (0:11.59)	0:24.22 [3] (0:11.74)	0:12.48 [7] (0:12.48)
Average Speed [km/h]	53.8	64.1	60.7	58.3	59.0	62.3	61.3	57.6
Top Speed [km/h]	65.1	64.9	62.1	60.1	61.4	63.5	62.5	59.7
Avg. Dist. to Rail [m]	5.7	0.8	0.4	0.3	2.4	3.6	3.5	3.9
Avg. Stride Freq. [Hz]	2.3	2.5	2.4	2.3	2.3	2.4	2.4	2.3
Avg. Stride Length [m]	6.4	7.1	7.0	6.9	7.1	7.2	7.2	7.0



- [] Ranking at each section and finish
- .-.- No data available at this section
- NA No data available



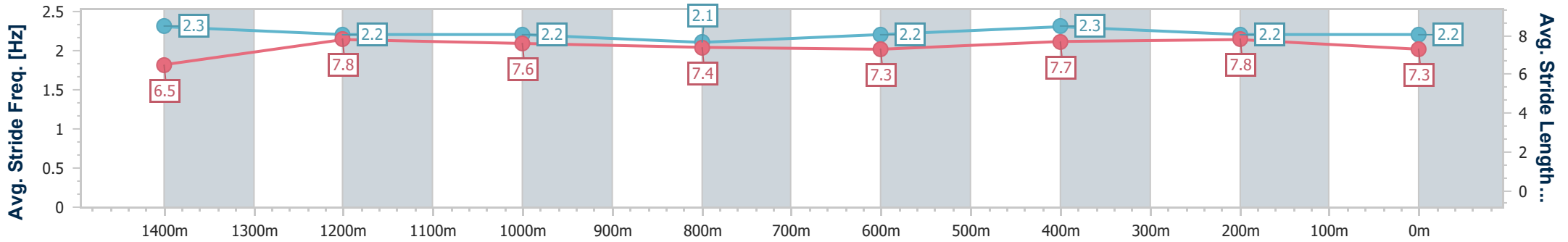
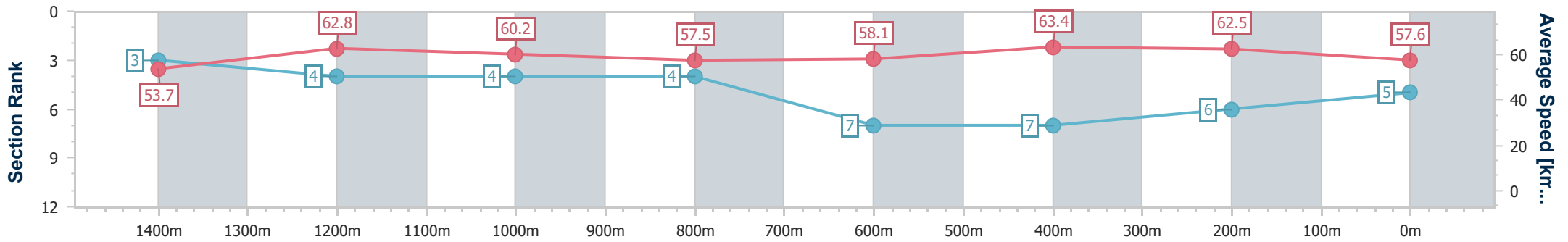
Horse/Jockey Name	Mr Grey
Final Rank	5
Fastest Section Time (Section)	0:11.37 (600m)
Top Speed [km/h] (Section)	64.8 (600m)
Race State	Finished



Rockhampton QLD Professional
 Race 5: Pac Plus BM55 Handicap - 1600m
 04 October 2024 - 15:50
 Track Rating: Good 4, Weather: Fine, Rail Position: +0.5m Entire



Section	Overall	1400m	1200m	1000m	800m	600m	400m	200m
Section Times	1:37.08 [5] (0:13.42)	1:23.66 [3] (0:11.45)	1:12.21 [4] (0:11.95)	1:00.26 [4] (0:12.43)	0:47.83 [4] (0:12.43)	0:35.40 [7] (0:11.37)	0:24.03 [7] (0:11.52)	0:12.51 [6] (0:12.51)
Average Speed [km/h]	53.7	62.8	60.2	57.5	58.1	63.4	62.5	57.6
Top Speed [km/h]	64.0	63.7	62.7	59.7	60.0	64.8	64.6	60.3
Avg. Dist. to Rail [m]	2.4	0.9	1.0	1.1	0.7	1.3	0.4	0.6
Avg. Stride Freq. [Hz]	2.3	2.2	2.2	2.1	2.2	2.3	2.2	2.2
Avg. Stride Length [m]	6.5	7.8	7.6	7.4	7.3	7.7	7.8	7.3



- [] Ranking at each section and finish
- .-.- No data available at this section
- NA No data available



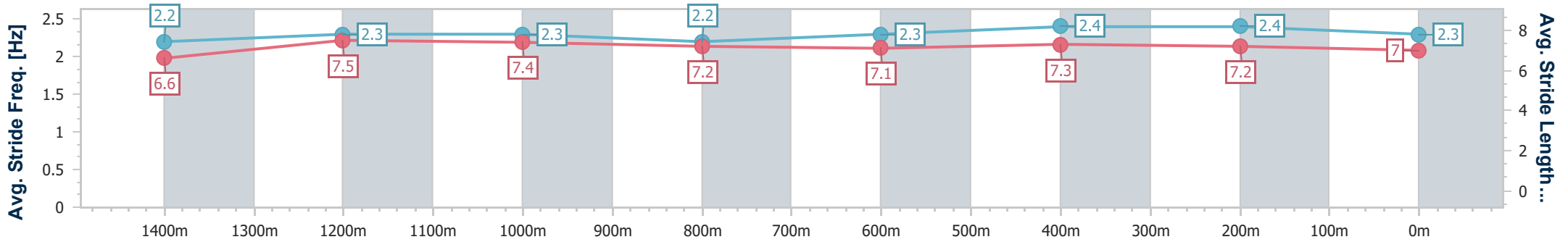
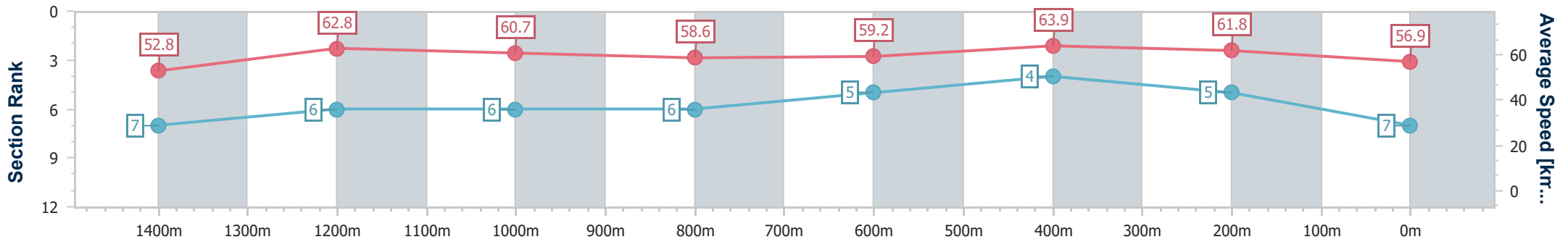
Horse/Jockey Name	Pheeble's Spirit
Final Rank	7
Fastest Section Time (Section)	0:11.28 (600m)
Top Speed [km/h] (Section)	65.3 (600m)
Race State	Finished



Rockhampton QLD Professional
 Race 5: Pac Plus BM55 Handicap - 1600m
 04 October 2024 - 15:50
 Track Rating: Good 4, Weather: Fine, Rail Position: +0.5m Entire



Section	Overall	1400m	1200m	1000m	800m	600m	400m	200m
Section Times	1:37.16 [7] (0:13.66)	1:23.50 [7] (0:11.47)	1:12.03 [6] (0:11.89)	1:00.14 [6] (0:12.34)	0:47.80 [6] (0:12.24)	0:35.56 [5] (0:11.28)	0:24.28 [4] (0:11.65)	0:12.63 [5] (0:12.63)
Average Speed [km/h]	52.8	62.8	60.7	58.6	59.2	63.9	61.8	56.9
Top Speed [km/h]	62.1	63.6	62.4	59.3	60.9	65.3	63.3	60.0
Avg. Dist. to Rail [m]	9.5	3.0	2.2	1.5	0.9	4.2	6.3	6.3
Avg. Stride Freq. [Hz]	2.2	2.3	2.3	2.2	2.3	2.4	2.4	2.3
Avg. Stride Length [m]	6.6	7.5	7.4	7.2	7.1	7.3	7.2	7.0



- [] Ranking at each section and finish
- .-.- No data available at this section
- NA No data available



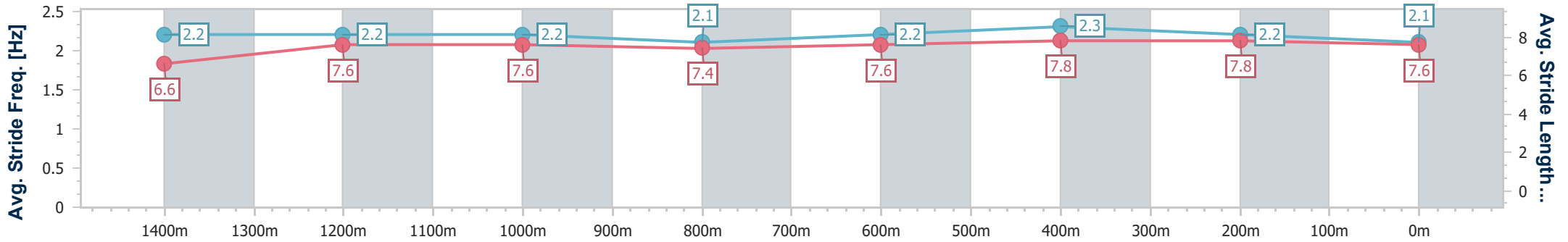
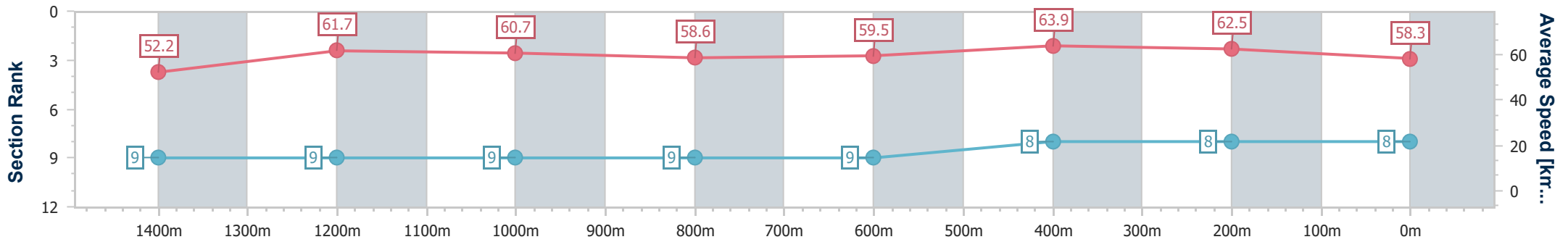
Horse/Jockey Name	Leica Bita Fun
Final Rank	8
Fastest Section Time (Section)	0:11.30 (600m)
Top Speed [km/h] (Section)	65.0 (600m)
Race State	Finished



Rockhampton QLD Professional
 Race 5: Pac Plus BM55 Handicap - 1600m
 04 October 2024 - 15:50
 Track Rating: Good 4, Weather: Fine, Rail Position: +0.5m Entire



Section	Overall	1400m	1200m	1000m	800m	600m	400m	200m
Section Times	1:37.29 [8] (0:13.80)	1:23.49 [9] (0:11.68)	1:11.81 [9] (0:11.86)	0:59.95 [9] (0:12.34)	0:47.61 [9] (0:12.43)	0:35.18 [9] (0:11.30)	0:23.88 [8] (0:11.54)	0:12.34 [8] (0:12.34)
Average Speed [km/h]	52.2	61.7	60.7	58.6	59.5	63.9	62.5	58.3
Top Speed [km/h]	61.2	62.6	61.8	61.3	61.6	65.0	64.3	61.2
Avg. Dist. to Rail [m]	10.2	1.8	0.3	0.8	3.3	6.8	6.6	7.9
Avg. Stride Freq. [Hz]	2.2	2.2	2.2	2.1	2.2	2.3	2.2	2.1
Avg. Stride Length [m]	6.6	7.6	7.6	7.4	7.6	7.8	7.8	7.6



- [] Ranking at each section and finish
- .-.- No data available at this section
- NA No data available



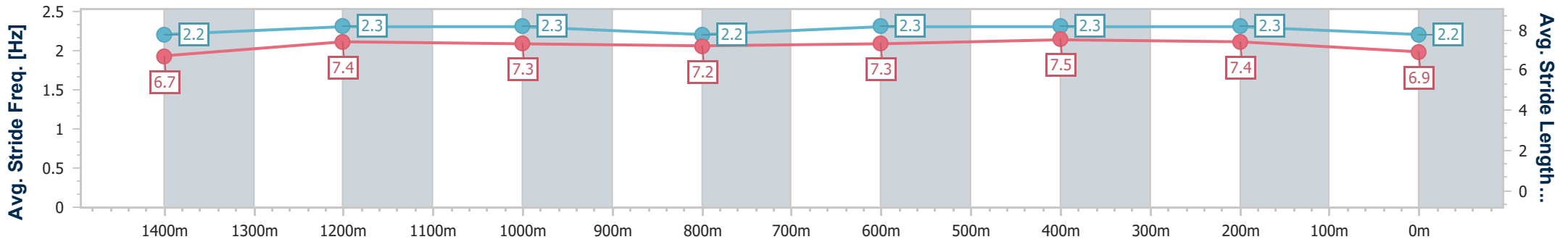
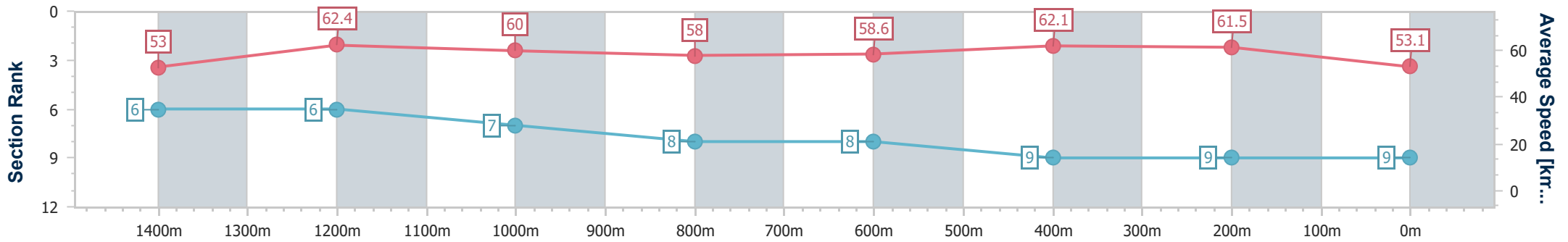
Horse/Jockey Name	Shadow Project
Final Rank	9
Fastest Section Time (Section)	0:11.54 (1400m)
Top Speed [km/h] (Section)	63.2 (600m)
Race State	Finished



Rockhampton QLD Professional
 Race 5: Pac Plus BM55 Handicap - 1600m
 04 October 2024 - 15:50
 Track Rating: Good 4, Weather: Fine, Rail Position: +0.5m Entire



Section	Overall	1400m	1200m	1000m	800m	600m	400m	200m
Section Times	1:38.81 [9] (0:13.59)	1:25.22 [6] (0:11.54)	1:13.68 [6] (0:12.00)	1:01.68 [7] (0:12.44)	0:49.24 [8] (0:12.39)	0:36.85 [8] (0:11.60)	0:25.25 [9] (0:11.72)	0:13.53 [9] (0:13.53)
Average Speed [km/h]	53.0	62.4	60.0	58.0	58.6	62.1	61.5	53.1
Top Speed [km/h]	62.9	62.9	62.0	59.3	59.8	63.2	62.4	60.2
Avg. Dist. to Rail [m]	4.0	0.1	0.3	0.5	1.1	3.5	5.2	6.4
Avg. Stride Freq. [Hz]	2.2	2.3	2.3	2.2	2.3	2.3	2.3	2.2
Avg. Stride Length [m]	6.7	7.4	7.3	7.2	7.3	7.5	7.4	6.9



- [] Ranking at each section and finish
- .-.- No data available at this section
- NA No data available