



Rockhampton QLD Professional

Race 1: TAB Maiden Handicap - 1300m

04 October 2024 - 13:24



Track Rating: Soft 5, Weather: Fine, Rail Position: +0.5m Entire

Section		Overall	1200m	1000m	800m	600m	400m	Last 600m				
Field Times		1:16.82 (0:07.59)	1:09.23 (0:11.08)	0:58.15 (0:11.24)	0:46.91 (0:11.81)	0:35.10 (0:11.15)	0:23.95 (0:11.51)	0:35.10				
Rank	TAB Horse/Jockey	Barrier	Top Speed [km/h]	Fastest Section	Distance Travelled [m]							
1	5 MAGIC GAME Justin Stanley	4	66.1	0:08.24	1:16.82 [1] (0:08.24)	1:08.58 [11] (0:11.29)	0:57.29 [10] (0:11.31)	0:45.98 [10] (0:11.64)	0:34.34 [8] (0:11.26)	0:23.08 [7] (0:11.29)	0:34.34	
2	2 FRACTIONAL Brooke Johnson	10	67.3	0:07.59	1:17.05 [2] (0:07.59)	1:09.46 [1] (0:11.08)	0:58.38 [1] (0:11.24)	0:47.14 [1] (0:11.81)	0:35.33 [1] (0:11.15)	0:24.18 [1] (0:11.51)	0:35.33	-2
3	10 TOY DANDY Olivia Kendal	11	64.9	0:07.76	1:17.12 [3] (0:07.76)	1:09.36 [6] (0:11.66)	0:57.70 [9] (0:11.42)	0:46.28 [9] (0:11.68)	0:34.60 [9] (0:11.29)	0:23.31 [8] (0:11.31)	0:34.60	-2
4	4 MOON OVER MATILDA Justin Huxtable	8	66.8	0:07.85	1:17.30 [4] (0:07.85)	1:09.45 [9] (0:11.26)	0:58.19 [7] (0:11.31)	0:46.88 [5] (0:11.69)	0:35.19 [5] (0:11.05)	0:24.14 [3] (0:11.53)	0:35.19	+2
5	8 SHEKINAH Adam Spinks	2	65.9	0:07.83	1:17.68 [5] (0:07.83)	1:09.85 [8] (0:11.15)	0:58.70 [4] (0:11.23)	0:47.47 [3] (0:11.71)	0:35.76 [3] (0:11.34)	0:24.42 [4] (0:11.74)	0:35.76	-2
6	13 READY TO GROOVE Amy Graham	12	66.8	0:08.06	1:17.69 [6] (0:08.06)	1:09.63 [10] (0:11.62)	0:58.01 [11] (0:11.57)	0:46.44 [12] (0:11.62)	0:34.82 [12] (0:11.27)	0:23.55 [11] (0:11.09)	0:34.82	+3
7	7 ME TIME Ryan Wiggins	6	66.6	0:07.73	1:17.70 [7] (0:07.73)	1:09.97 [3] (0:10.95)	0:59.02 [2] (0:11.27)	0:47.75 [2] (0:11.79)	0:35.96 [2] (0:11.23)	0:24.73 [2] (0:11.81)	0:35.96	-2
8	6 TWILIGHT STEPS Adam Sewell	7	65.5	0:07.74	1:17.71 [8] (0:07.74)	1:09.97 [4] (0:11.32)	0:58.65 [5] (0:11.70)	0:46.95 [8] (0:12.05)	0:34.90 [10] (0:11.38)	0:23.52 [12] (0:11.34)	0:34.90	+5
9	11 BIKER Melea Castle	9	66.5	0:08.57	1:17.73 [9] (0:08.57)	1:09.16 [12] (0:11.19)	0:57.97 [12] (0:11.47)	0:46.50 [11] (0:11.59)	0:34.91 [11] (0:11.21)	0:23.70 [10] (0:11.53)	0:34.91	+0
10	1 ICONIC PRINCE Tasha Chambers	3	65.8	0:07.81	1:17.78 [10] (0:07.81)	1:09.97 [7] (0:11.26)	0:58.71 [6] (0:11.35)	0:47.36 [6] (0:11.72)	0:35.64 [6] (0:11.35)	0:24.29 [5] (0:11.80)	0:35.64	+0

Scratched: Just Like Rosie (#12)

Report Created: Fri 4 October 2024 13:51 GMT+10 (Note: Timing is based on position data)

Page 1/16

[] Ranking at each section and finish
 -:-:- No data available at this section
 NA No data available

SCN Saddle cloth number
 DNF Did not finish
 DNT Did not track

data processed by TRIPLESDATA



Rockhampton QLD Professional

Race 1: TAB Maiden Handicap - 1300m

04 October 2024 - 13:24



Track Rating: Soft 5, Weather: Fine, Rail Position: +0.5m Entire

Section	Overall	1200m	1000m	800m	600m	400m	Last 600m
Field Times	1:16.82 (0:07.59)	1:09.23 (0:11.08)	0:58.15 (0:11.24)	0:46.91 (0:11.81)	0:35.10 (0:11.15)	0:23.95 (0:11.51)	0:35.10

Rank	TAB	Horse/Jockey	Barrier	Top Speed [km/h]	Fastest Section	Overall	1200m	1000m	800m	600m	400m	Last 600m	Distance Travelled [m]
11	9	NEVA BREEZE Jackson Murphy	1	66.2 1200m	0:07.73 Overall	1:19.18 [11] (0:07.73)	1:11.45 [2] (0:11.21)	1:00.24 [3] (0:11.30)	0:48.94 [4] (0:11.70)	0:37.24 [4] (0:11.58)	0:25.66 [6] (0:12.13)	0:37.24	-6
12	3	MADNUS LEE Michael Murphy	5	64.9 1000m	0:07.76 Overall	1:19.28 [12] (0:07.76)	1:11.52 [5] (0:11.35)	1:00.17 [8] (0:11.41)	0:48.76 [7] (0:11.82)	0:36.94 [7] (0:11.56)	0:25.38 [9] (0:11.97)	0:36.94	+0

Scratched: Just Like Rosie (#12)

[] Ranking at each section and finish
 -:-:-:- No data available at this section
 NA No data available

SCN Saddle cloth number
 DNF Did not finish
 DNT Did not track



Rockhampton QLD Professional

Race 1: TAB Maiden Handicap - 1300m

04 October 2024 - 13:24



Track Rating: Soft 5, Weather: Fine, Rail Position: +0.5m Entire

Section							200m			Last 600m
Field Times							0:12.44			0:35.10
Rank	TAB	Horse/Jockey	Barrier	Top Speed [km/h]	Fastest Section	Margin				Distance Travelled [m]
1	5	MAGIC GAME Justin Stanley	4	66.1 1000m	0:08.24 Overall	0:11.79 [5] (0:11.79)	1:16.82		0:34.34	
2	2	FRACTIONAL Brooke Johnson	10	67.3 1200m	0:07.59 Overall	0:12.67 [1] (0:12.67)	1.35L		0:35.33	-2
3	10	TOY DANDY Olivia Kendal	11	64.9 600m	0:07.76 Overall	0:12.00 [6] (0:12.00)	1.74L		0:34.60	-2
4	4	MOON OVER MATILDA Justin Huxtable	8	66.8 600m	0:07.85 Overall	0:12.61 [2] (0:12.61)	2.81L		0:35.19	+2
5	8	SHEKINAH Adam Spinks	2	65.9 1000m	0:07.83 Overall	0:12.68 [4] (0:12.68)	5.06L		0:35.76	-2
6	13	READY TO GROOVE Amy Graham	12	66.8 1000m	0:08.06 Overall	0:12.46 [7] (0:12.46)	5.07L		0:34.82	+3
7	7	ME TIME Ryan Wiggins	6	66.6 1200m	0:07.73 Overall	0:12.92 [3] (0:12.92)	5.16L		0:35.96	-2
8	6	TWILIGHT STEPS Adam Sewell	7	65.5 600m	0:07.74 Overall	0:12.18 [9] (0:12.18)	5.2L		0:34.90	+5
9	11	BIKER Melea Castle	9	66.5 1200m	0:08.57 Overall	0:12.17 [10] (0:12.17)	5.33L		0:34.91	+0
10	1	ICONIC PRINCE Tasha Chambers	3	65.8 1200m	0:07.81 Overall	0:12.49 [8] (0:12.49)	5.61L		0:35.64	+0

Scratched: Just Like Rosie (#12)

[] Ranking at each section and finish
 -:-:- No data available at this section
 NA No data available

SCN Saddle cloth number
 DNF Did not finish
 DNT Did not track



Rockhampton QLD Professional

Race 1: TAB Maiden Handicap - 1300m

04 October 2024 - 13:24



Track Rating: Soft 5, Weather: Fine, Rail Position: +0.5m Entire

Section				200m				Last 600m		
Field Times				0:12.44 (0:12.44)				0:35.10		
Rank	TAB	Horse/Jockey	Barrier	Top Speed [km/h]	Fastest Section	Margin			Distance Travelled [m]	
11	9	NEVA BREEZE	1	66.2	0:07.73	0:13.53 [11]	13.83L		0:37.24	-6
		Jackson Murphy		1200m	Overall	(0:13.53)				
12	3	MADNUS LEE	5	64.9	0:07.76	0:13.41 [12]	14.44L		0:36.94	+0
		Michael Murphy		1000m	Overall	(0:13.41)				

Scratched: Just Like Rosie (#12)

[] Ranking at each section and finish
 -:-:- No data available at this section
 NA No data available

SCN Saddle cloth number
 DNF Did not finish
 DNT Did not track



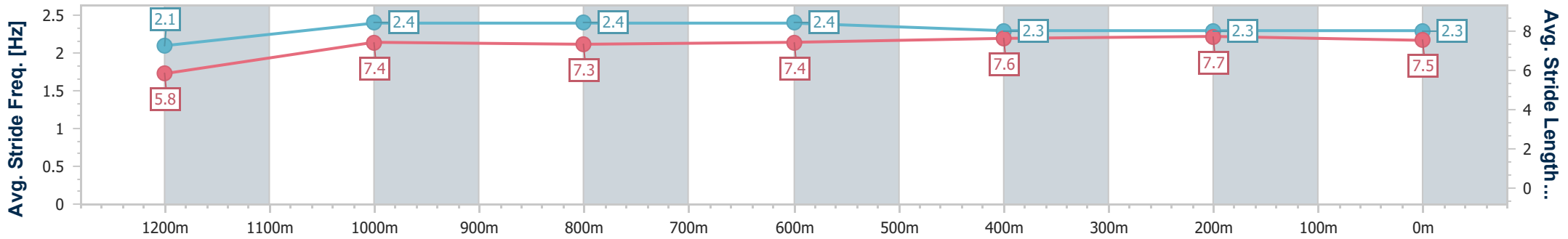
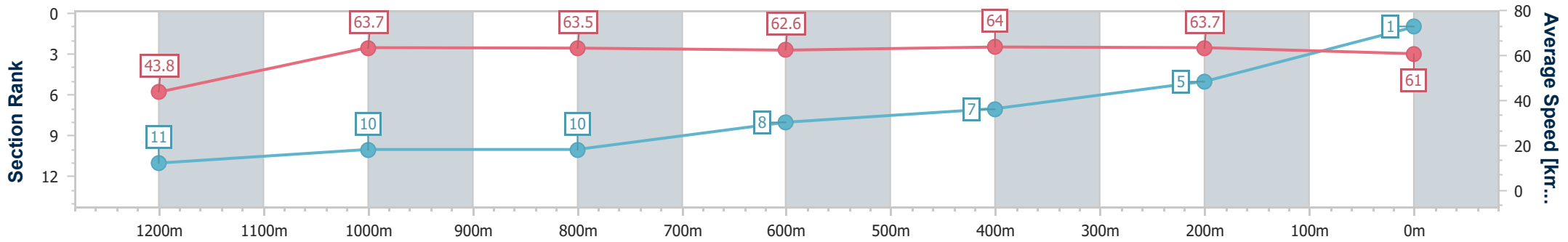
Horse/Jockey Name	Magic Game
Final Rank	1
Fastest Section Time (Section)	0:08.24 (Overall)
Top Speed [km/h] (Section)	66.1 (1000m)
Race State	Finished



Rockhampton QLD Professional
 Race 1: TAB Maiden Handicap - 1300m
 04 October 2024 - 13:24
 Track Rating: Soft 5, Weather: Fine, Rail Position: +0.5m Entire



Section	Overall	1200m	1000m	800m	600m	400m	200m
Section Times	1:16.82 [1] (0:08.24)	1:08.58 [11] (0:11.29)	0:57.29 [10] (0:11.31)	0:45.98 [10] (0:11.64)	0:34.34 [8] (0:11.26)	0:23.08 [7] (0:11.29)	0:11.79 [5] (0:11.79)
Average Speed [km/h]	43.8	63.7	63.5	62.6	64.0	63.7	61.0
Top Speed [km/h]	58.9	66.0	66.1	64.7	64.5	64.8	62.8
Avg. Dist. to Rail [m]	5.4	0.7	0.4	1.3	4.0	5.6	6.1
Avg. Stride Freq. [Hz]	2.1	2.4	2.4	2.4	2.3	2.3	2.3
Avg. Stride Length [m]	5.8	7.4	7.3	7.4	7.6	7.7	7.5



- [] Ranking at each section and finish
- .-.- No data available at this section
- NA No data available



Horse/Jockey Name	Fractional
Final Rank	2
Fastest Section Time (Section)	0:07.59 (Overall)
Top Speed [km/h] (Section)	67.3 (1200m)
Race State	Finished



Rockhampton QLD Professional

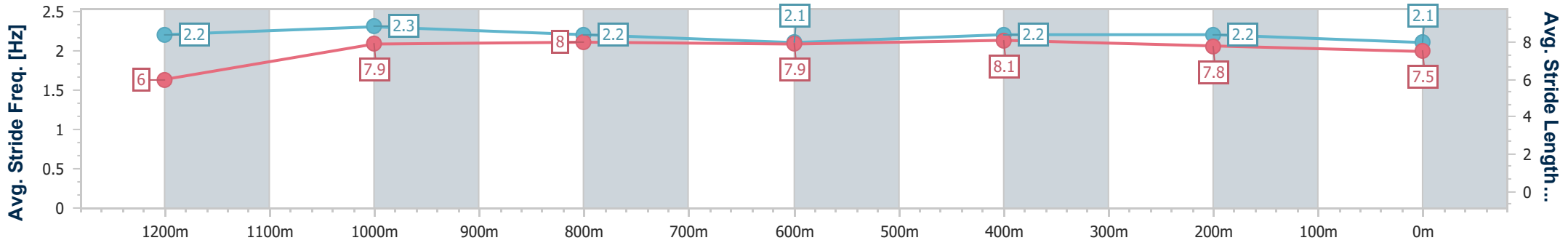
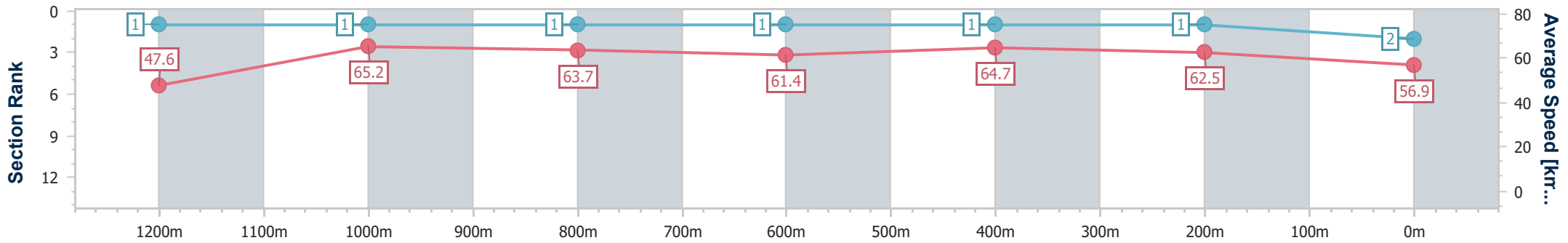
Race 1: TAB Maiden Handicap - 1300m

04 October 2024 - 13:24

Track Rating: Soft 5, Weather: Fine, Rail Position: +0.5m Entire



Section	Overall	1200m	1000m	800m	600m	400m	200m
Section Times	1:17.05 [2] (0:07.59)	1:09.46 [1] (0:11.08)	0:58.38 [1] (0:11.24)	0:47.14 [1] (0:11.81)	0:35.33 [1] (0:11.15)	0:24.18 [1] (0:11.51)	0:12.67 [1] (0:12.67)
Average Speed [km/h]	47.6	65.2	63.7	61.4	64.7	62.5	56.9
Top Speed [km/h]	64.9	67.3	65.1	62.8	65.6	65.0	59.7
Avg. Dist. to Rail [m]	12.0	2.8	1.3	1.1	2.0	1.4	1.6
Avg. Stride Freq. [Hz]	2.2	2.3	2.2	2.1	2.2	2.2	2.1
Avg. Stride Length [m]	6.0	7.9	8.0	7.9	8.1	7.8	7.5



- [] Ranking at each section and finish
- .-.- No data available at this section
- NA No data available



Horse/Jockey Name	Toy Dandy
Final Rank	3
Fastest Section Time (Section)	0:07.76 (Overall)
Top Speed [km/h] (Section)	64.9 (600m)
Race State	Finished



Rockhampton QLD Professional

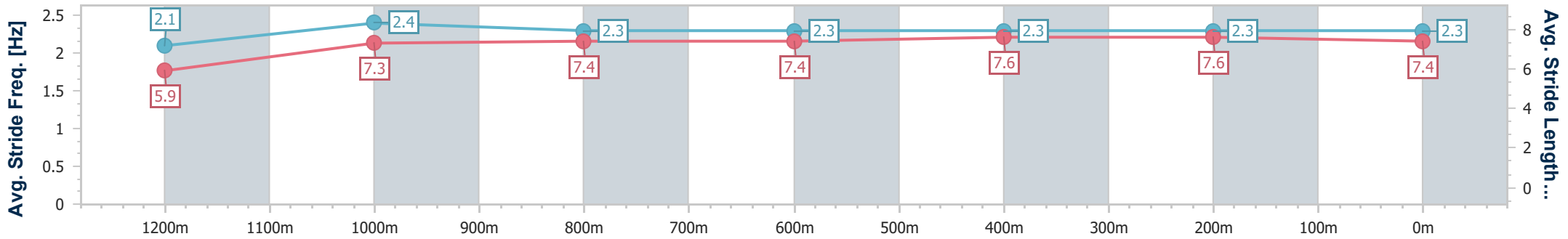
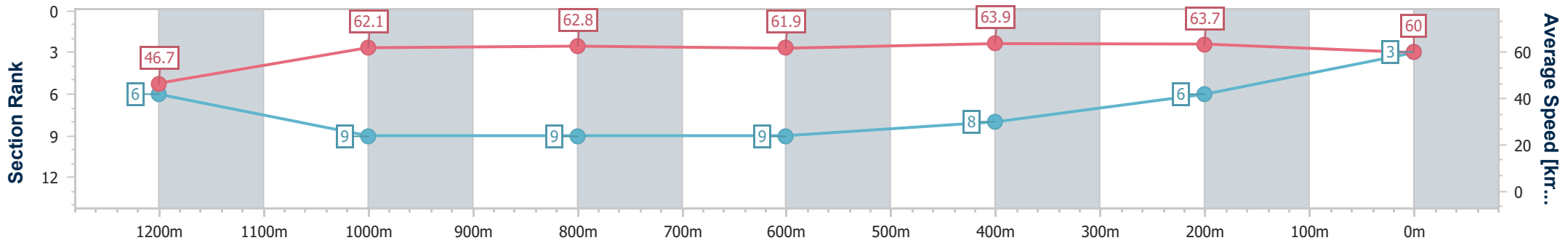
Race 1: TAB Maiden Handicap - 1300m

04 October 2024 - 13:24

Track Rating: Soft 5, Weather: Fine, Rail Position: +0.5m Entire



Section	Overall	1200m	1000m	800m	600m	400m	200m
Section Times	1:17.12 [3] (0:07.76)	1:09.36 [6] (0:11.66)	0:57.70 [9] (0:11.42)	0:46.28 [9] (0:11.68)	0:34.60 [9] (0:11.29)	0:23.31 [8] (0:11.31)	0:12.00 [6]
Average Speed [km/h]	46.7	62.1	62.8	61.9	63.9	63.7	60.0
Top Speed [km/h]	61.1	62.9	64.1	62.8	64.9	64.6	62.7
Avg. Dist. to Rail [m]	13.1	4.2	0.8	1.1	3.1	2.7	2.8
Avg. Stride Freq. [Hz]	2.1	2.4	2.3	2.3	2.3	2.3	2.3
Avg. Stride Length [m]	5.9	7.3	7.4	7.4	7.6	7.6	7.4



- [] Ranking at each section and finish
- .-.- No data available at this section
- NA No data available



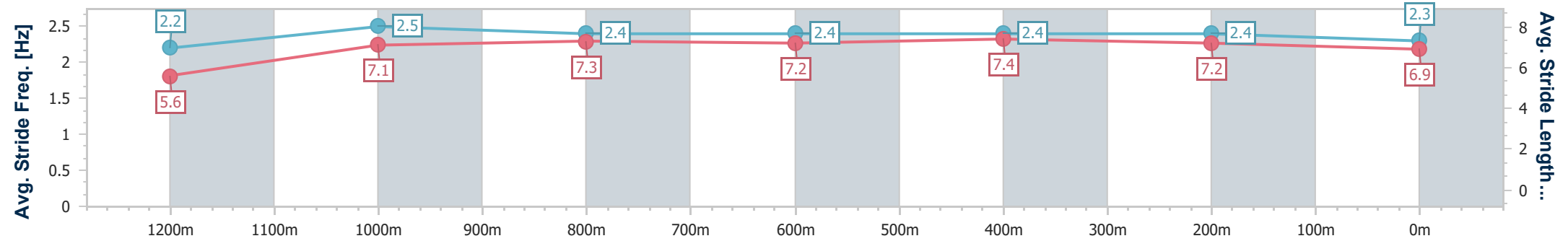
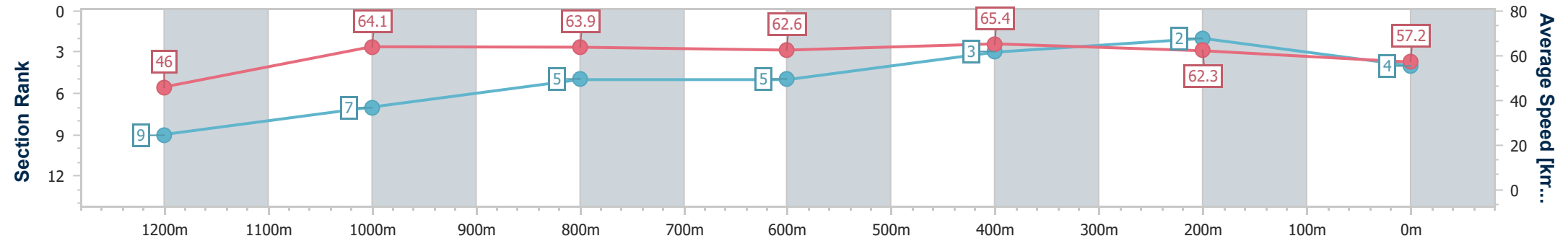
Horse/Jockey Name	Moon Over Matilda
Final Rank	4
Fastest Section Time (Section)	0:07.85 (Overall)
Top Speed [km/h] (Section)	66.8 (600m)
Race State	Finished



Rockhampton QLD Professional
 Race 1: TAB Maiden Handicap - 1300m
 04 October 2024 - 13:24
 Track Rating: Soft 5, Weather: Fine, Rail Position: +0.5m Entire



Section	Overall	1200m	1000m	800m	600m	400m	200m
Section Times	1:17.30 [4] (0:07.85)	1:09.45 [9] (0:11.26)	0:58.19 [7] (0:11.31)	0:46.88 [5] (0:11.69)	0:35.19 [5] (0:11.05)	0:24.14 [3] (0:11.53)	0:12.61 [2] (0:12.61)
Average Speed [km/h]	46.0	64.1	63.9	62.6	65.4	62.3	57.2
Top Speed [km/h]	59.1	66.0	65.3	65.3	66.8	64.8	59.8
Avg. Dist. to Rail [m]	10.3	1.9	0.6	2.1	3.8	5.1	7.4
Avg. Stride Freq. [Hz]	2.2	2.5	2.4	2.4	2.4	2.4	2.3
Avg. Stride Length [m]	5.6	7.1	7.3	7.2	7.4	7.2	6.9



- [] Ranking at each section and finish
- .-.- No data available at this section
- NA No data available



Horse/Jockey Name	Shekinah
Final Rank	5
Fastest Section Time (Section)	0:07.83 (Overall)
Top Speed [km/h] (Section)	65.9 (1000m)
Race State	Finished



Rockhampton QLD Professional

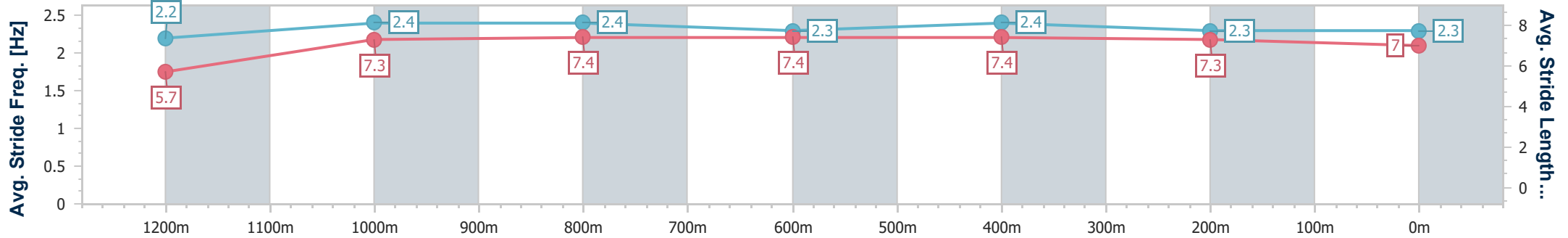
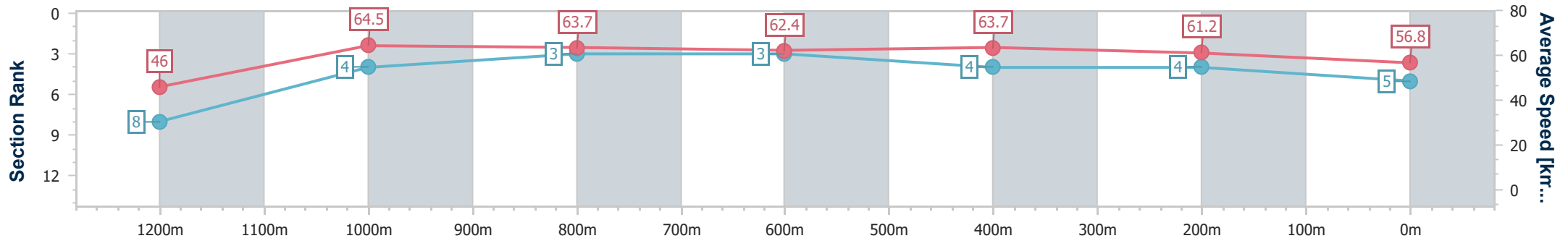
Race 1: TAB Maiden Handicap - 1300m

04 October 2024 - 13:24

Track Rating: Soft 5, Weather: Fine, Rail Position: +0.5m Entire



Section	Overall	1200m	1000m	800m	600m	400m	200m
Section Times	1:17.68 [5] (0:07.83)	1:09.85 [8] (0:11.15)	0:58.70 [4] (0:11.23)	0:47.47 [3] (0:11.71)	0:35.76 [3] (0:11.34)	0:24.42 [4] (0:11.74)	0:12.68 [4] (0:12.68)
Average Speed [km/h]	46.0	64.5	63.7	62.4	63.7	61.2	56.8
Top Speed [km/h]	62.4	65.1	65.9	64.3	64.5	63.9	59.3
Avg. Dist. to Rail [m]	3.4	0.9	1.1	1.9	4.4	5.5	6.4
Avg. Stride Freq. [Hz]	2.2	2.4	2.4	2.3	2.4	2.3	2.3
Avg. Stride Length [m]	5.7	7.3	7.4	7.4	7.4	7.3	7.0



- [] Ranking at each section and finish
- .-.- No data available at this section
- NA No data available



Horse/Jockey Name	Ready To Groove
Final Rank	6
Fastest Section Time (Section)	0:08.06 (Overall)
Top Speed [km/h] (Section)	66.8 (1000m)
Race State	Finished



Rockhampton QLD Professional

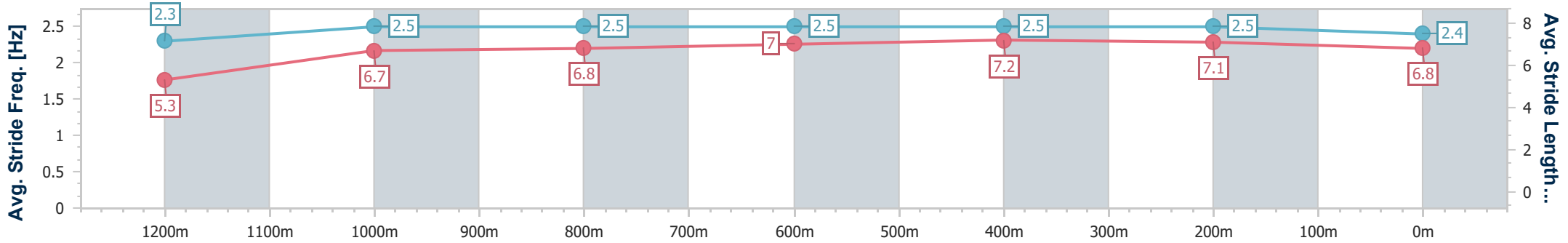
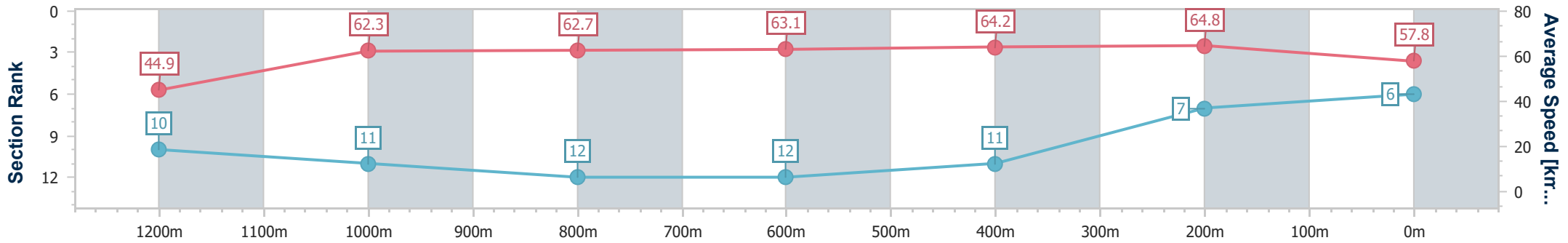
Race 1: TAB Maiden Handicap - 1300m

04 October 2024 - 13:24

Track Rating: Soft 5, Weather: Fine, Rail Position: +0.5m Entire



Section	Overall	1200m	1000m	800m	600m	400m	200m
Section Times	1:17.69 [6] (0:08.06)	1:09.63 [10] (0:11.62)	0:58.01 [11] (0:11.57)	0:46.44 [12] (0:11.62)	0:34.82 [12] (0:11.27)	0:23.55 [11] (0:11.09)	0:12.46 [7]
Average Speed [km/h]	44.9	62.3	62.7	63.1	64.2	64.8	57.8
Top Speed [km/h]	57.3	66.6	66.8	64.5	66.1	66.7	61.0
Avg. Dist. to Rail [m]	13.6	2.4	1.2	2.4	4.6	9.2	11.0
Avg. Stride Freq. [Hz]	2.3	2.5	2.5	2.5	2.5	2.5	2.4
Avg. Stride Length [m]	5.3	6.7	6.8	7.0	7.2	7.1	6.8



- [] Ranking at each section and finish
- .-.- No data available at this section
- NA No data available



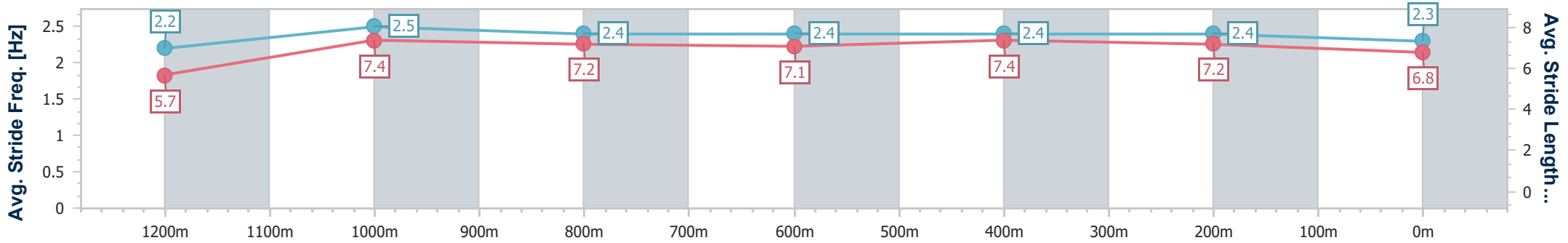
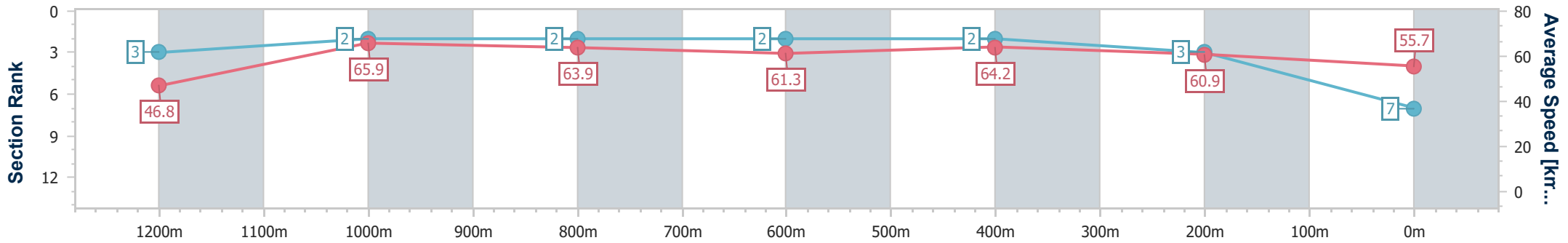
Horse/Jockey Name	Me Time
Final Rank	7
Fastest Section Time (Section)	0:07.73 (Overall)
Top Speed [km/h] (Section)	66.6 (1200m)
Race State	Finished



Rockhampton QLD Professional
 Race 1: TAB Maiden Handicap - 1300m
 04 October 2024 - 13:24
 Track Rating: Soft 5, Weather: Fine, Rail Position: +0.5m Entire



Section	Overall	1200m	1000m	800m	600m	400m	200m
Section Times	1:17.70 [7] (0:07.73)	1:09.97 [3] (0:10.95)	0:59.02 [2] (0:11.27)	0:47.75 [2] (0:11.79)	0:35.96 [2] (0:11.23)	0:24.73 [2] (0:11.81)	0:12.92 [3] (0:12.92)
Average Speed [km/h]	46.8	65.9	63.9	61.3	64.2	60.9	55.7
Top Speed [km/h]	63.7	66.6	66.0	63.4	65.3	64.5	58.8
Avg. Dist. to Rail [m]	8.7	2.3	0.5	0.7	2.4	2.8	1.9
Avg. Stride Freq. [Hz]	2.2	2.5	2.4	2.4	2.4	2.4	2.3
Avg. Stride Length [m]	5.7	7.4	7.2	7.1	7.4	7.2	6.8



- [] Ranking at each section and finish
- .-.- No data available at this section
- NA No data available



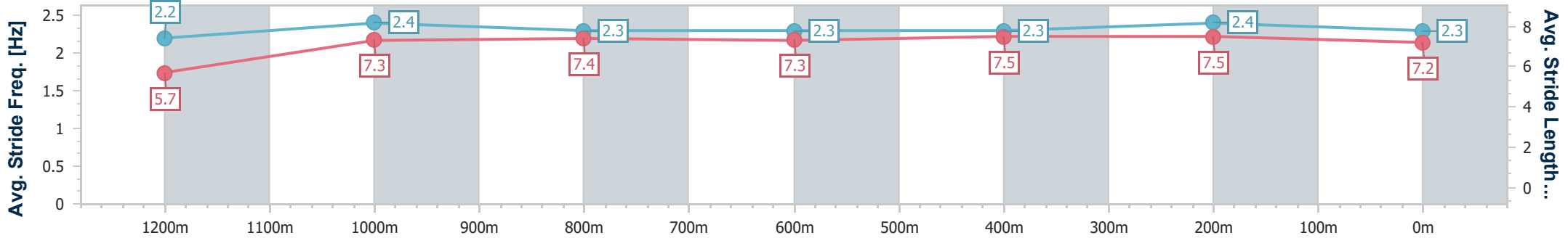
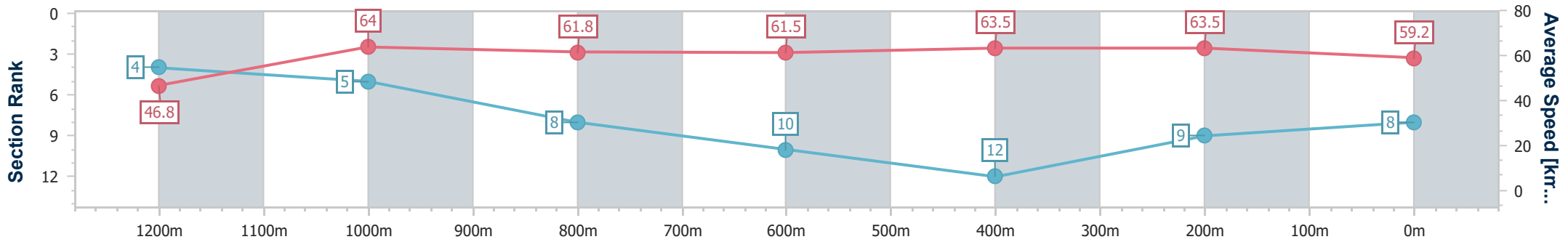
Horse/Jockey Name	Twilight Steps
Final Rank	8
Fastest Section Time (Section)	0:07.74 (Overall)
Top Speed [km/h] (Section)	65.5 (600m)
Race State	Finished



Rockhampton QLD Professional
 Race 1: TAB Maiden Handicap - 1300m
 04 October 2024 - 13:24
 Track Rating: Soft 5, Weather: Fine, Rail Position: +0.5m Entire



Section	Overall	1200m	1000m	800m	600m	400m	200m
Section Times	1:17.71 [8] (0:07.74)	1:09.97 [4] (0:11.32)	0:58.65 [5] (0:11.70)	0:46.95 [8] (0:12.05)	0:34.90 [10] (0:11.38)	0:23.52 [12] (0:11.34)	0:12.18 [9] (0:12.18)
Average Speed [km/h]	46.8	64.0	61.8	61.5	63.5	63.5	59.2
Top Speed [km/h]	62.3	65.1	65.1	62.7	65.5	64.5	62.1
Avg. Dist. to Rail [m]	9.4	3.8	1.7	3.5	5.9	7.1	7.3
Avg. Stride Freq. [Hz]	2.2	2.4	2.3	2.3	2.3	2.4	2.3
Avg. Stride Length [m]	5.7	7.3	7.4	7.3	7.5	7.5	7.2



- [] Ranking at each section and finish
- .-.- No data available at this section
- NA No data available



Horse/Jockey Name	Biker
Final Rank	9
Fastest Section Time (Section)	0:08.57 (Overall)
Top Speed [km/h] (Section)	66.5 (1200m)
Race State	Finished



Rockhampton QLD Professional

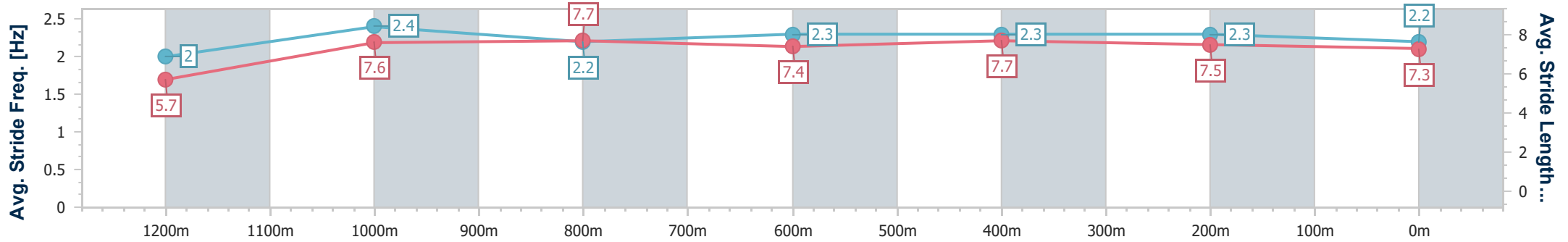
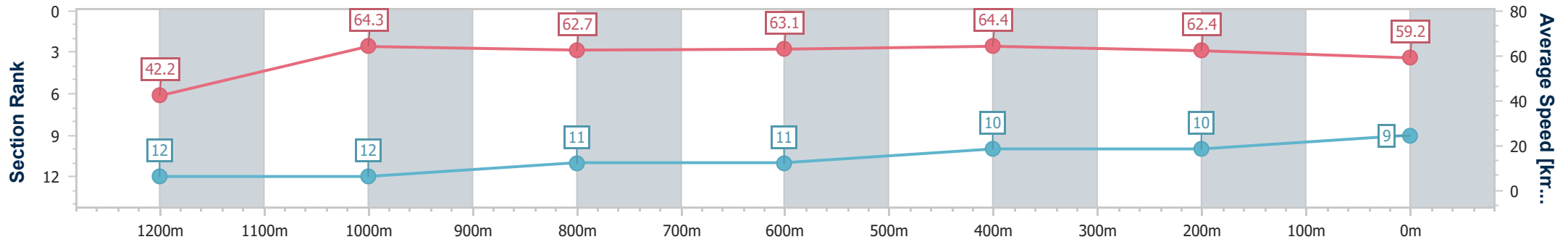
Race 1: TAB Maiden Handicap - 1300m

04 October 2024 - 13:24

Track Rating: Soft 5, Weather: Fine, Rail Position: +0.5m Entire



Section	Overall	1200m	1000m	800m	600m	400m	200m
Section Times	1:17.73 [9] (0:08.57)	1:09.16 [12] (0:11.19)	0:57.97 [12] (0:11.47)	0:46.50 [11] (0:11.59)	0:34.91 [11] (0:11.21)	0:23.70 [10] (0:11.53)	0:12.17 [10] (0:12.17)
Average Speed [km/h]	42.2	64.3	62.7	63.1	64.4	62.4	59.2
Top Speed [km/h]	61.4	66.5	66.5	63.9	65.7	64.6	61.4
Avg. Dist. to Rail [m]	8.2	0.3	0.3	1.9	3.0	3.2	5.5
Avg. Stride Freq. [Hz]	2.0	2.4	2.2	2.3	2.3	2.3	2.2
Avg. Stride Length [m]	5.7	7.6	7.7	7.4	7.7	7.5	7.3



- [] Ranking at each section and finish
- .-.- No data available at this section
- NA No data available



Horse/Jockey Name	Iconic Prince
Final Rank	10
Fastest Section Time (Section)	0:07.81 (Overall)
Top Speed [km/h] (Section)	65.8 (1200m)
Race State	Finished



Rockhampton QLD Professional

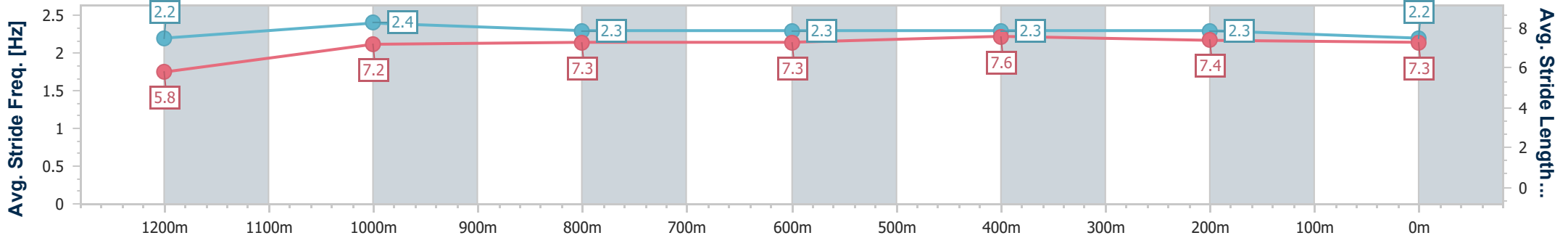
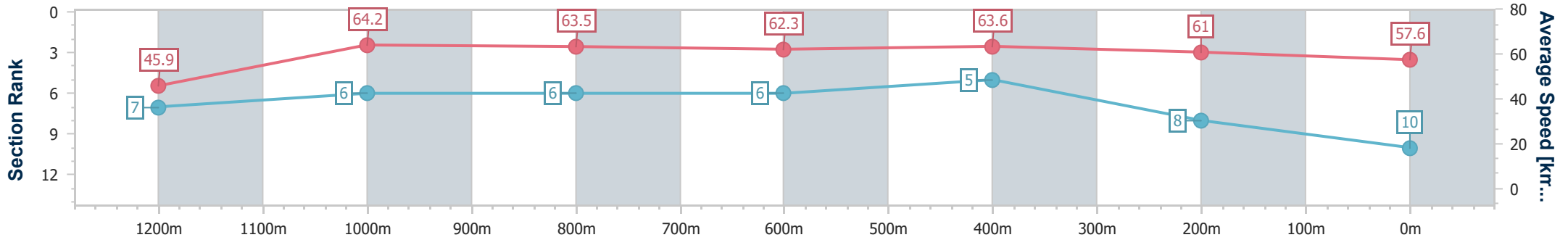
Race 1: TAB Maiden Handicap - 1300m

04 October 2024 - 13:24

Track Rating: Soft 5, Weather: Fine, Rail Position: +0.5m Entire



Section	Overall	1200m	1000m	800m	600m	400m	200m
Section Times	1:17.78 [10] (0:07.81)	1:09.97 [7] (0:11.26)	0:58.71 [6] (0:11.35)	0:47.36 [6] (0:11.72)	0:35.64 [6] (0:11.35)	0:24.29 [5] (0:11.80)	0:12.49 [8] (0:12.49)
Average Speed [km/h]	45.9	64.2	63.5	62.3	63.6	61.0	57.6
Top Speed [km/h]	63.4	65.8	64.0	64.4	64.4	62.9	59.8
Avg. Dist. to Rail [m]	5.9	0.9	0.4	1.9	4.1	5.5	7.3
Avg. Stride Freq. [Hz]	2.2	2.4	2.3	2.3	2.3	2.3	2.2
Avg. Stride Length [m]	5.8	7.2	7.3	7.3	7.6	7.4	7.3



- [] Ranking at each section and finish
- .-.- No data available at this section
- NA No data available



Horse/Jockey Name	Neva Breeze
Final Rank	11
Fastest Section Time (Section)	0:07.73 (Overall)
Top Speed [km/h] (Section)	66.2 (1200m)
Race State	Finished



Rockhampton QLD Professional

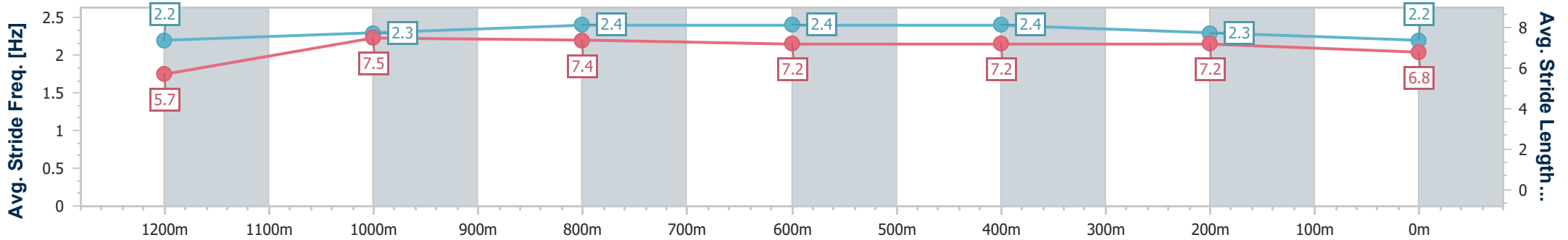
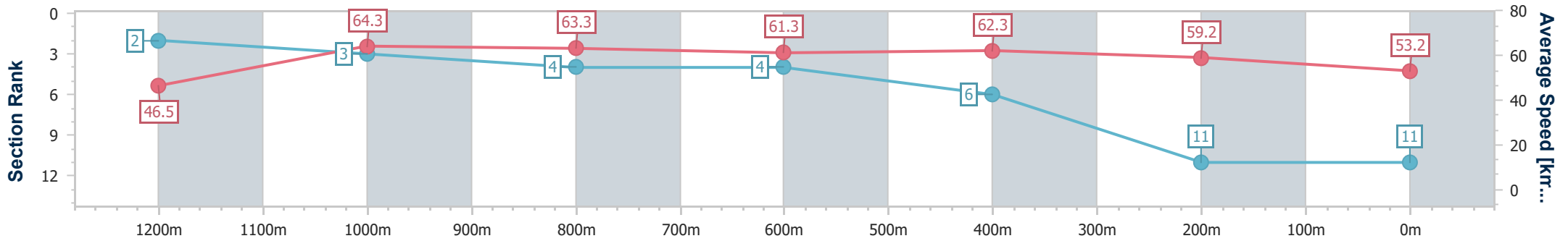
Race 1: TAB Maiden Handicap - 1300m

04 October 2024 - 13:24



Track Rating: Soft 5, Weather: Fine, Rail Position: +0.5m Entire

Section	Overall	1200m	1000m	800m	600m	400m	200m
Section Times	1:19.18 [11] (0:07.73)	1:11.45 [2] (0:11.21)	1:00.24 [3] (0:11.30)	0:48.94 [4] (0:11.70)	0:37.24 [4] (0:11.58)	0:25.66 [6] (0:12.13)	0:13.53 [11] (0:13.53)
Average Speed [km/h]	46.5	64.3	63.3	61.3	62.3	59.2	53.2
Top Speed [km/h]	60.0	66.2	65.1	64.0	63.4	61.1	57.4
Avg. Dist. to Rail [m]	3.2	0.5	0.9	0.6	0.3	0.7	1.5
Avg. Stride Freq. [Hz]	2.2	2.3	2.4	2.4	2.4	2.3	2.2
Avg. Stride Length [m]	5.7	7.5	7.4	7.2	7.2	7.2	6.8



- [] Ranking at each section and finish
- .-.- No data available at this section
- NA No data available



Horse/Jockey Name	Madnus Lee
Final Rank	12
Fastest Section Time (Section)	0:07.76 (Overall)
Top Speed [km/h] (Section)	64.9 (1000m)
Race State	Finished



Rockhampton QLD Professional

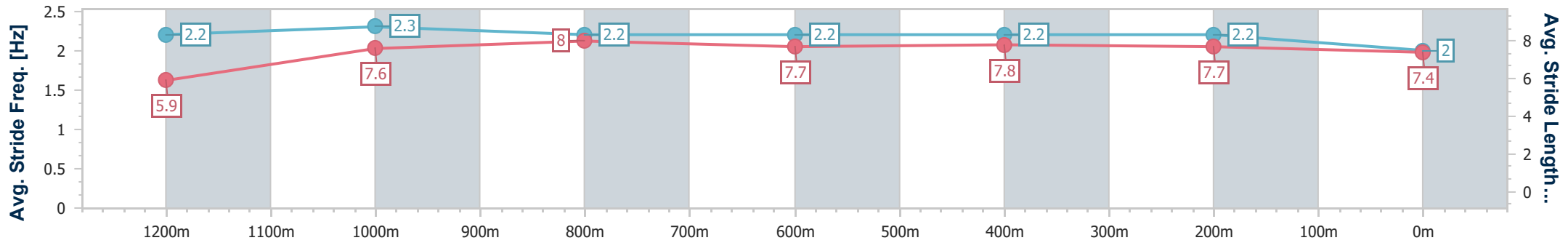
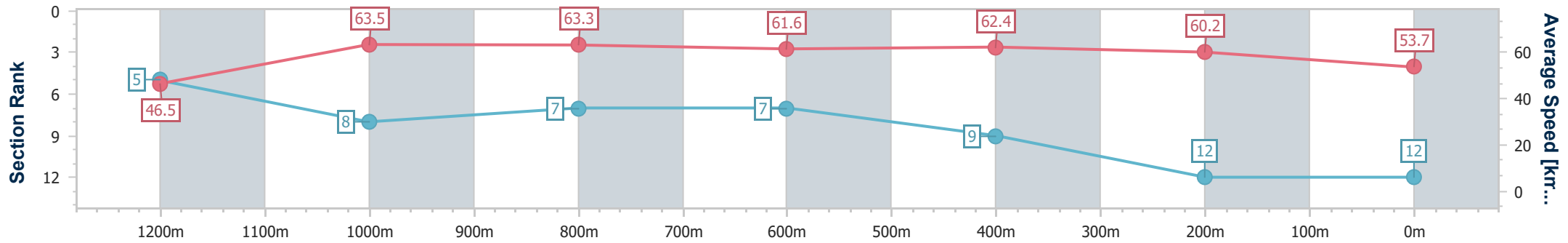
Race 1: TAB Maiden Handicap - 1300m

04 October 2024 - 13:24

Track Rating: Soft 5, Weather: Fine, Rail Position: +0.5m Entire



Section	Overall	1200m	1000m	800m	600m	400m	200m
Section Times	1:19.28 [12] (0:07.76)	1:11.52 [5] (0:11.35)	1:00.17 [8] (0:11.41)	0:48.76 [7] (0:11.82)	0:36.94 [7] (0:11.56)	0:25.38 [9] (0:11.97)	0:13.41 [12] (0:13.41)
Average Speed [km/h]	46.5	63.5	63.3	61.6	62.4	60.2	53.7
Top Speed [km/h]	62.5	64.7	64.9	63.4	63.0	62.9	58.3
Avg. Dist. to Rail [m]	6.7	0.8	0.7	1.5	3.7	4.4	5.1
Avg. Stride Freq. [Hz]	2.2	2.3	2.2	2.2	2.2	2.2	2.0
Avg. Stride Length [m]	5.9	7.6	8.0	7.7	7.8	7.7	7.4



- [] Ranking at each section and finish
- .-.- No data available at this section
- NA No data available