



# Rockhampton QLD Professional

## Race 1: TAB Maiden Handicap - 1300m

04 October 2024 - 13:24



Track Rating: Soft 5, Weather: Fine, Rail Position: +0.5m Entire

Section		Overall						Last 600m				
Field Times		1:16.82	1200m	1000m	800m	600m	400m	0:35.10				
		(0:07.59)	(0:11.08)	(0:11.24)	(0:11.81)	(0:11.15)	(0:11.51)					
Rank	TAB Horse/Jockey	Barrier	Top Speed [km/h]	Fastest Section						Distance Travelled [m]		
1	5 <b>MAGIC GAME</b> Justin Stanley	4	66.1	0:08.24	1:16.82 [1]	1:08.58 [11]	0:57.29 [10]	0:45.98 [10]	0:34.34 [8]	0:23.08 [7]	0:34.34	
			1000m	Overall	(0:08.24)	(0:11.29)	(0:11.31)	(0:11.64)	(0:11.26)	(0:11.29)		
2	2 <b>FRACTIONAL</b> Brooke Johnson	10	67.3	0:07.59	1:17.05 [2]	1:09.46 [1]	0:58.38 [1]	0:47.14 [1]	0:35.33 [1]	0:24.18 [1]	0:35.33	-2
			1200m	Overall	(0:07.59)	(0:11.08)	(0:11.24)	(0:11.81)	(0:11.15)	(0:11.51)		
3	10 <b>TOY DANDY</b> Olivia Kendal	11	64.9	0:07.76	1:17.12 [3]	1:09.36 [6]	0:57.70 [9]	0:46.28 [9]	0:34.60 [9]	0:23.31 [8]	0:34.60	-2
			600m	Overall	(0:07.76)	(0:11.66)	(0:11.42)	(0:11.68)	(0:11.29)	(0:11.31)		
4	4 <b>MOON OVER MATILDA</b> Justin Huxtable	8	66.8	0:07.85	1:17.30 [4]	1:09.45 [9]	0:58.19 [7]	0:46.88 [5]	0:35.19 [5]	0:24.14 [3]	0:35.19	+2
			600m	Overall	(0:07.85)	(0:11.26)	(0:11.31)	(0:11.69)	(0:11.05)	(0:11.53)		
5	8 <b>SHEKINAH</b> Adam Spinks	2	65.9	0:07.83	1:17.68 [5]	1:09.85 [8]	0:58.70 [4]	0:47.47 [3]	0:35.76 [3]	0:24.42 [4]	0:35.76	-2
			1000m	Overall	(0:07.83)	(0:11.15)	(0:11.23)	(0:11.71)	(0:11.34)	(0:11.74)		
6	13 <b>READY TO GROOVE</b> Amy Graham	12	66.8	0:08.06	1:17.69 [6]	1:09.63 [10]	0:58.01 [11]	0:46.44 [12]	0:34.82 [12]	0:23.55 [11]	0:34.82	+3
			1000m	Overall	(0:08.06)	(0:11.62)	(0:11.57)	(0:11.62)	(0:11.27)	(0:11.09)		
7	7 <b>ME TIME</b> Ryan Wiggins	6	66.6	0:07.73	1:17.70 [7]	1:09.97 [3]	0:59.02 [2]	0:47.75 [2]	0:35.96 [2]	0:24.73 [2]	0:35.96	-2
			1200m	Overall	(0:07.73)	(0:10.95)	(0:11.27)	(0:11.79)	(0:11.23)	(0:11.81)		
8	6 <b>TWILIGHT STEPS</b> Adam Sewell	7	65.5	0:07.74	1:17.71 [8]	1:09.97 [4]	0:58.65 [5]	0:46.95 [8]	0:34.90 [10]	0:23.52 [12]	0:34.90	+5
			600m	Overall	(0:07.74)	(0:11.32)	(0:11.70)	(0:12.05)	(0:11.38)	(0:11.34)		
9	11 <b>BIKER</b> Melea Castle	9	66.5	0:08.57	1:17.73 [9]	1:09.16 [12]	0:57.97 [12]	0:46.50 [11]	0:34.91 [11]	0:23.70 [10]	0:34.91	+0
			1200m	Overall	(0:08.57)	(0:11.19)	(0:11.47)	(0:11.59)	(0:11.21)	(0:11.53)		
10	1 <b>ICONIC PRINCE</b> Tasha Chambers	3	65.8	0:07.81	1:17.78 [10]	1:09.97 [7]	0:58.71 [6]	0:47.36 [6]	0:35.64 [6]	0:24.29 [5]	0:35.64	+0
			1200m	Overall	(0:07.81)	(0:11.26)	(0:11.35)	(0:11.72)	(0:11.35)	(0:11.80)		

Scratched: Just Like Rosie (#12)

[ ] Ranking at each section and finish  
 -:-:- No data available at this section  
 NA No data available

SCN Saddle cloth number  
 DNF Did not finish  
 DNT Did not track



# Rockhampton QLD Professional

## Race 1: TAB Maiden Handicap - 1300m

04 October 2024 - 13:24



Track Rating: Soft 5, Weather: Fine, Rail Position: +0.5m Entire

Section		Overall	1200m	1000m	800m	600m	400m	Last 600m				
Field Times		1:16.82 (0:07.59)	1:09.23 (0:11.08)	0:58.15 (0:11.24)	0:46.91 (0:11.81)	0:35.10 (0:11.15)	0:23.95 (0:11.51)	0:35.10				
Rank	TAB Horse/Jockey	Barrier	Top Speed [km/h]	Fastest Section					Distance Travelled [m]			
11	9 NEVA BREEZE Jackson Murphy	1	66.2 1200m	0:07.73 Overall	1:19.18 [11] (0:07.73)	1:11.45 [2] (0:11.21)	1:00.24 [3] (0:11.30)	0:48.94 [4] (0:11.70)	0:37.24 [4] (0:11.58)	0:25.66 [6] (0:12.13)	0:37.24	-6
12	3 MADNUS LEE Michael Murphy	5	64.9 1000m	0:07.76 Overall	1:19.28 [12] (0:07.76)	1:11.52 [5] (0:11.35)	1:00.17 [8] (0:11.41)	0:48.76 [7] (0:11.82)	0:36.94 [7] (0:11.56)	0:25.38 [9] (0:11.97)	0:36.94	+0

Scratched: Just Like Rosie (#12)

[ ] Ranking at each section and finish  
 -:-:- No data available at this section  
 NA No data available

SCN Saddle cloth number  
 DNF Did not finish  
 DNT Did not track



# Rockhampton QLD Professional

## Race 1: TAB Maiden Handicap - 1300m

04 October 2024 - 13:24



Track Rating: Soft 5, Weather: Fine, Rail Position: +0.5m Entire

Section							200m			Last 600m
Field Times							0:12.44			0:35.10
Rank	TAB	Horse/Jockey	Barrier	Top Speed [km/h]	Fastest Section	Margin				Distance Travelled [m]
1	5	<b>MAGIC GAME</b> Justin Stanley	4	66.1 1000m	0:08.24 Overall	0:11.79 [5] (0:11.79)	1:16.82		0:34.34	
2	2	<b>FRACTIONAL</b> Brooke Johnson	10	67.3 1200m	0:07.59 Overall	0:12.67 [1] (0:12.67)	1.35L		0:35.33	-2
3	10	<b>TOY DANDY</b> Olivia Kendal	11	64.9 600m	0:07.76 Overall	0:12.00 [6] (0:12.00)	1.74L		0:34.60	-2
4	4	<b>MOON OVER MATILDA</b> Justin Huxtable	8	66.8 600m	0:07.85 Overall	0:12.61 [2] (0:12.61)	2.81L		0:35.19	+2
5	8	<b>SHEKINAH</b> Adam Spinks	2	65.9 1000m	0:07.83 Overall	0:12.68 [4] (0:12.68)	5.06L		0:35.76	-2
6	13	<b>READY TO GROOVE</b> Amy Graham	12	66.8 1000m	0:08.06 Overall	0:12.46 [7] (0:12.46)	5.07L		0:34.82	+3
7	7	<b>ME TIME</b> Ryan Wiggins	6	66.6 1200m	0:07.73 Overall	0:12.92 [3] (0:12.92)	5.16L		0:35.96	-2
8	6	<b>TWILIGHT STEPS</b> Adam Sewell	7	65.5 600m	0:07.74 Overall	0:12.18 [9] (0:12.18)	5.2L		0:34.90	+5
9	11	<b>BIKER</b> Melea Castle	9	66.5 1200m	0:08.57 Overall	0:12.17 [10] (0:12.17)	5.33L		0:34.91	+0
10	1	<b>ICONIC PRINCE</b> Tasha Chambers	3	65.8 1200m	0:07.81 Overall	0:12.49 [8] (0:12.49)	5.61L		0:35.64	+0

Scratched: Just Like Rosie (#12)

[ ] Ranking at each section and finish  
 -:-:- No data available at this section  
 NA No data available

SCN Saddle cloth number  
 DNF Did not finish  
 DNT Did not track



# Rockhampton QLD Professional

## Race 1: TAB Maiden Handicap - 1300m

04 October 2024 - 13:24



Track Rating: Soft 5, Weather: Fine, Rail Position: +0.5m Entire

Section				200m				Last 600m		
Field Times				0:12.44 (0:12.44)				0:35.10		
Rank	TAB	Horse/Jockey	Barrier	Top Speed [km/h]	Fastest Section	Margin			Distance Travelled [m]	
11	9	NEVA BREEZE	1	66.2	0:07.73	0:13.53 [11]	13.83L		0:37.24	-6
		Jackson Murphy		1200m	Overall	(0:13.53)				
12	3	MADNUS LEE	5	64.9	0:07.76	0:13.41 [12]	14.44L		0:36.94	+0
		Michael Murphy		1000m	Overall	(0:13.41)				

Scratched: Just Like Rosie (#12)

[ ] Ranking at each section and finish  
 -:-:- No data available at this section  
 NA No data available

SCN Saddle cloth number  
 DNF Did not finish  
 DNT Did not track



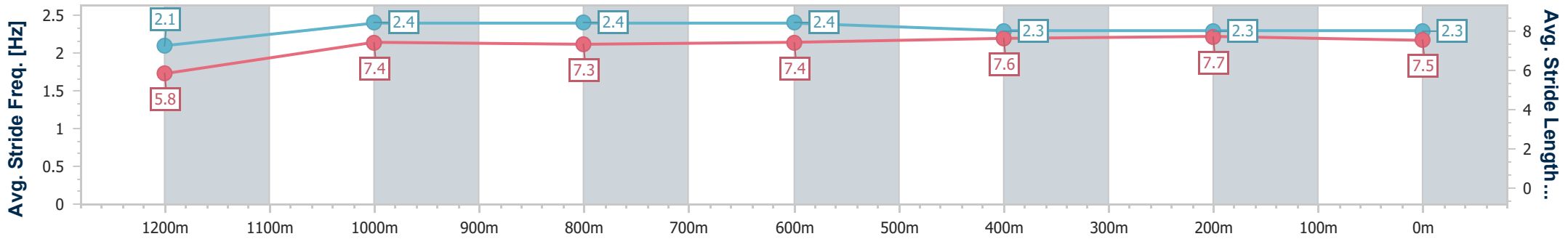
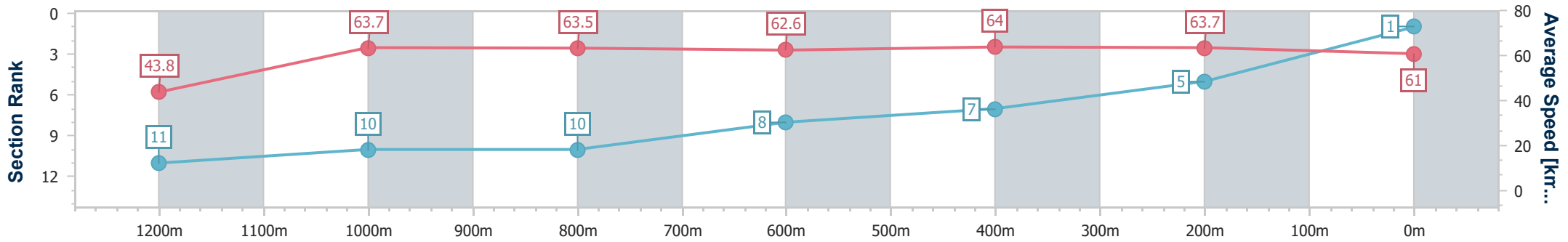
Horse/Jockey Name	Magic Game
Final Rank	1
Fastest Section Time (Section)	0:08.24 (Overall)
Top Speed [km/h] (Section)	66.1 (1000m)
Race State	Finished



Rockhampton QLD Professional  
 Race 1: TAB Maiden Handicap - 1300m  
 04 October 2024 - 13:24  
 Track Rating: Soft 5, Weather: Fine, Rail Position: +0.5m Entire



Section	Overall	1200m	1000m	800m	600m	400m	200m
Section Times	1:16.82 [1] (0:08.24)	1:08.58 [11] (0:11.29)	0:57.29 [10] (0:11.31)	0:45.98 [10] (0:11.64)	0:34.34 [8] (0:11.26)	0:23.08 [7] (0:11.29)	0:11.79 [5] (0:11.79)
Average Speed [km/h]	43.8	63.7	63.5	62.6	64.0	63.7	61.0
Top Speed [km/h]	58.9	66.0	66.1	64.7	64.5	64.8	62.8
Avg. Dist. to Rail [m]	5.4	0.7	0.4	1.3	4.0	5.6	6.1
Avg. Stride Freq. [Hz]	2.1	2.4	2.4	2.4	2.3	2.3	2.3
Avg. Stride Length [m]	5.8	7.4	7.3	7.4	7.6	7.7	7.5



- [ ] Ranking at each section and finish
- .-.- No data available at this section
- NA No data available



Horse/Jockey Name	Fractional
Final Rank	2
Fastest Section Time (Section)	0:07.59 (Overall)
Top Speed [km/h] (Section)	67.3 (1200m)
Race State	Finished



Rockhampton QLD Professional

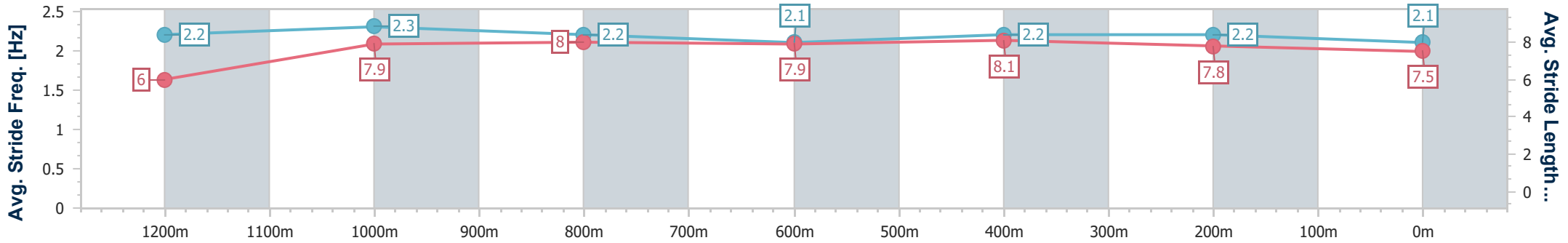
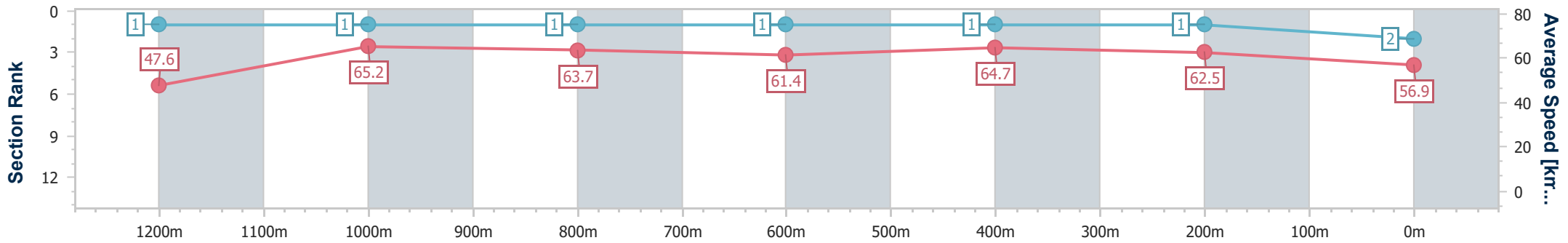
Race 1: TAB Maiden Handicap - 1300m

04 October 2024 - 13:24

Track Rating: Soft 5, Weather: Fine, Rail Position: +0.5m Entire



Section	Overall	1200m	1000m	800m	600m	400m	200m
Section Times	1:17.05 [2] (0:07.59)	1:09.46 [1] (0:11.08)	0:58.38 [1] (0:11.24)	0:47.14 [1] (0:11.81)	0:35.33 [1] (0:11.15)	0:24.18 [1] (0:11.51)	0:12.67 [1] (0:12.67)
Average Speed [km/h]	47.6	65.2	63.7	61.4	64.7	62.5	56.9
Top Speed [km/h]	64.9	67.3	65.1	62.8	65.6	65.0	59.7
Avg. Dist. to Rail [m]	12.0	2.8	1.3	1.1	2.0	1.4	1.6
Avg. Stride Freq. [Hz]	2.2	2.3	2.2	2.1	2.2	2.2	2.1
Avg. Stride Length [m]	6.0	7.9	8.0	7.9	8.1	7.8	7.5



- [ ] Ranking at each section and finish
- .-.- No data available at this section
- NA No data available



Horse/Jockey Name	Toy Dandy
Final Rank	3
Fastest Section Time (Section)	0:07.76 (Overall)
Top Speed [km/h] (Section)	64.9 (600m)
Race State	Finished



Rockhampton QLD Professional

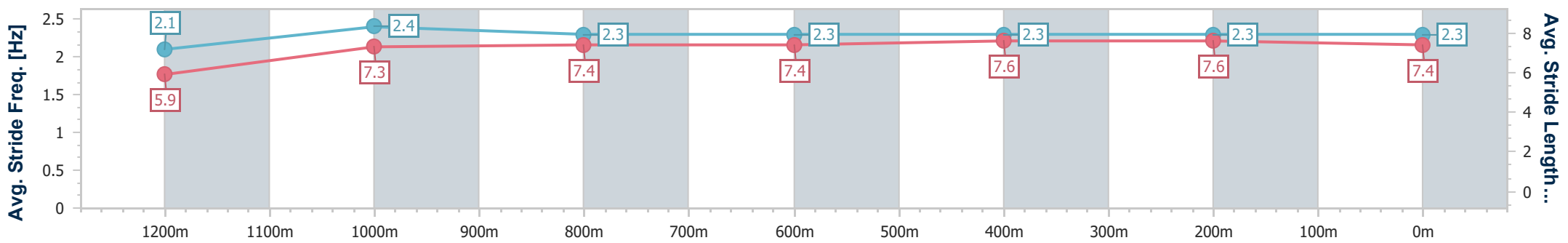
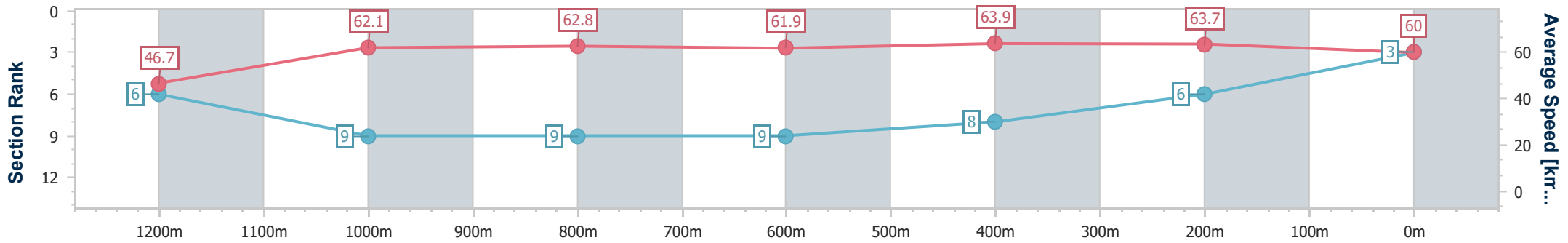
Race 1: TAB Maiden Handicap - 1300m

04 October 2024 - 13:24

Track Rating: Soft 5, Weather: Fine, Rail Position: +0.5m Entire



Section	Overall	1200m	1000m	800m	600m	400m	200m
Section Times	1:17.12 [3] (0:07.76)	1:09.36 [6] (0:11.66)	0:57.70 [9] (0:11.42)	0:46.28 [9] (0:11.68)	0:34.60 [9] (0:11.29)	0:23.31 [8] (0:11.31)	0:12.00 [6]
Average Speed [km/h]	46.7	62.1	62.8	61.9	63.9	63.7	60.0
Top Speed [km/h]	61.1	62.9	64.1	62.8	64.9	64.6	62.7
Avg. Dist. to Rail [m]	13.1	4.2	0.8	1.1	3.1	2.7	2.8
Avg. Stride Freq. [Hz]	2.1	2.4	2.3	2.3	2.3	2.3	2.3
Avg. Stride Length [m]	5.9	7.3	7.4	7.4	7.6	7.6	7.4



- [ ] Ranking at each section and finish
- .-.- No data available at this section
- NA No data available



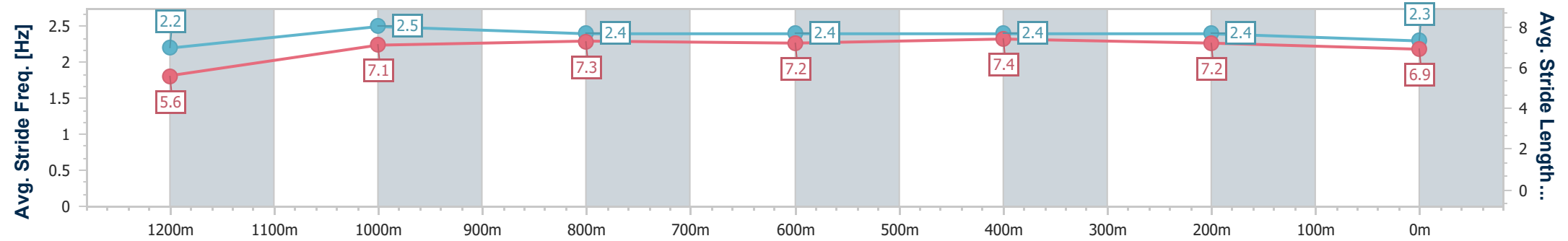
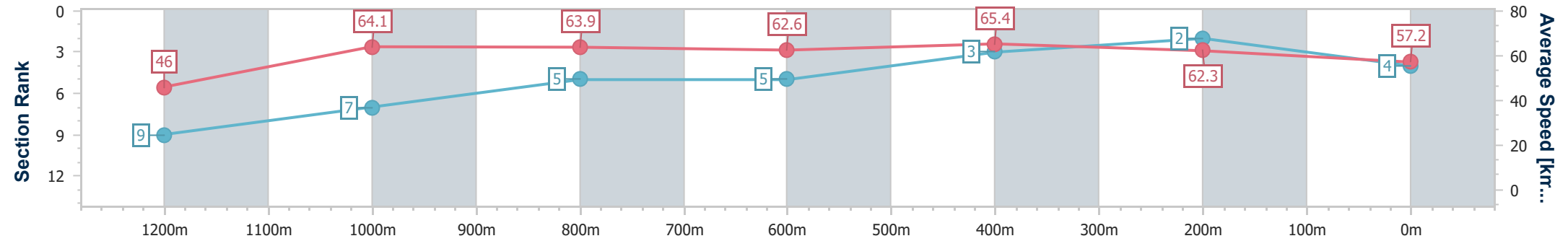
Horse/Jockey Name	Moon Over Matilda
Final Rank	4
Fastest Section Time (Section)	0:07.85 (Overall)
Top Speed [km/h] (Section)	66.8 (600m)
Race State	Finished



Rockhampton QLD Professional  
 Race 1: TAB Maiden Handicap - 1300m  
 04 October 2024 - 13:24  
 Track Rating: Soft 5, Weather: Fine, Rail Position: +0.5m Entire



Section	Overall	1200m	1000m	800m	600m	400m	200m
Section Times	1:17.30 [4] (0:07.85)	1:09.45 [9] (0:11.26)	0:58.19 [7] (0:11.31)	0:46.88 [5] (0:11.69)	0:35.19 [5] (0:11.05)	0:24.14 [3] (0:11.53)	0:12.61 [2] (0:12.61)
Average Speed [km/h]	46.0	64.1	63.9	62.6	65.4	62.3	57.2
Top Speed [km/h]	59.1	66.0	65.3	65.3	66.8	64.8	59.8
Avg. Dist. to Rail [m]	10.3	1.9	0.6	2.1	3.8	5.1	7.4
Avg. Stride Freq. [Hz]	2.2	2.5	2.4	2.4	2.4	2.4	2.3
Avg. Stride Length [m]	5.6	7.1	7.3	7.2	7.4	7.2	6.9



- [ ] Ranking at each section and finish
- .-.- No data available at this section
- NA No data available





Horse/Jockey Name	Shekinah
Final Rank	5
Fastest Section Time (Section)	0:07.83 (Overall)
Top Speed [km/h] (Section)	65.9 (1000m)
Race State	Finished



Rockhampton QLD Professional

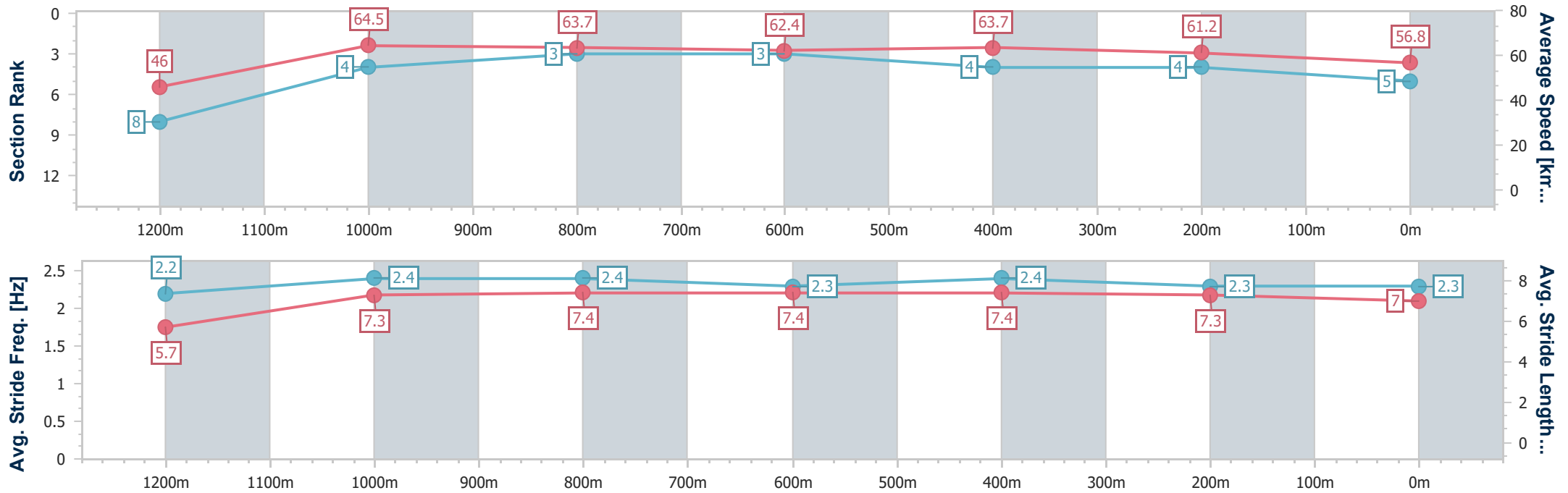
Race 1: TAB Maiden Handicap - 1300m

04 October 2024 - 13:24

Track Rating: Soft 5, Weather: Fine, Rail Position: +0.5m Entire



Section	Overall	1200m	1000m	800m	600m	400m	200m
Section Times	1:17.68 [5] (0:07.83)	1:09.85 [8] (0:11.15)	0:58.70 [4] (0:11.23)	0:47.47 [3] (0:11.71)	0:35.76 [3] (0:11.34)	0:24.42 [4] (0:11.74)	0:12.68 [4] (0:12.68)
Average Speed [km/h]	46.0	64.5	63.7	62.4	63.7	61.2	56.8
Top Speed [km/h]	62.4	65.1	65.9	64.3	64.5	63.9	59.3
Avg. Dist. to Rail [m]	3.4	0.9	1.1	1.9	4.4	5.5	6.4
Avg. Stride Freq. [Hz]	2.2	2.4	2.4	2.3	2.4	2.3	2.3
Avg. Stride Length [m]	5.7	7.3	7.4	7.4	7.4	7.3	7.0



- [ ] Ranking at each section and finish
- .-.- No data available at this section
- NA No data available



Horse/Jockey Name	Ready To Groove
Final Rank	6
Fastest Section Time (Section)	0:08.06 (Overall)
Top Speed [km/h] (Section)	66.8 (1000m)
Race State	Finished



Rockhampton QLD Professional

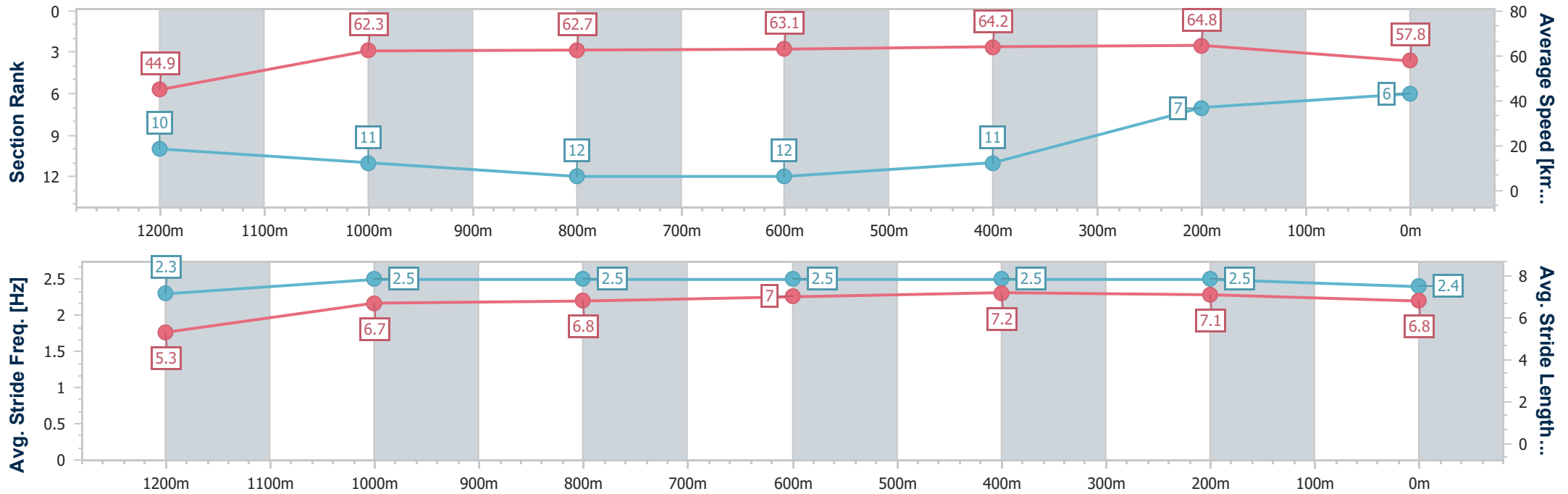
Race 1: TAB Maiden Handicap - 1300m

04 October 2024 - 13:24

Track Rating: Soft 5, Weather: Fine, Rail Position: +0.5m Entire



Section	Overall	1200m	1000m	800m	600m	400m	200m
Section Times	1:17.69 [6] (0:08.06)	1:09.63 [10] (0:11.62)	0:58.01 [11] (0:11.57)	0:46.44 [12] (0:11.62)	0:34.82 [12] (0:11.27)	0:23.55 [11] (0:11.09)	0:12.46 [7]
Average Speed [km/h]	44.9	62.3	62.7	63.1	64.2	64.8	57.8
Top Speed [km/h]	57.3	66.6	66.8	64.5	66.1	66.7	61.0
Avg. Dist. to Rail [m]	13.6	2.4	1.2	2.4	4.6	9.2	11.0
Avg. Stride Freq. [Hz]	2.3	2.5	2.5	2.5	2.5	2.5	2.4
Avg. Stride Length [m]	5.3	6.7	6.8	7.0	7.2	7.1	6.8



- [ ] Ranking at each section and finish
- .-.- No data available at this section
- NA No data available



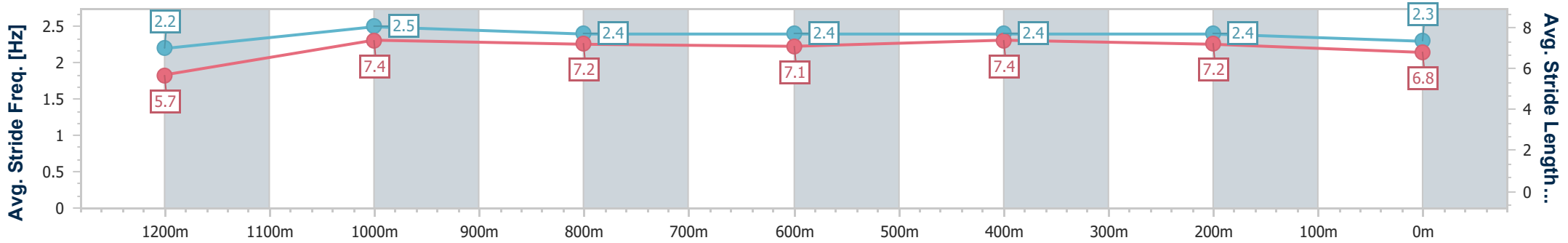
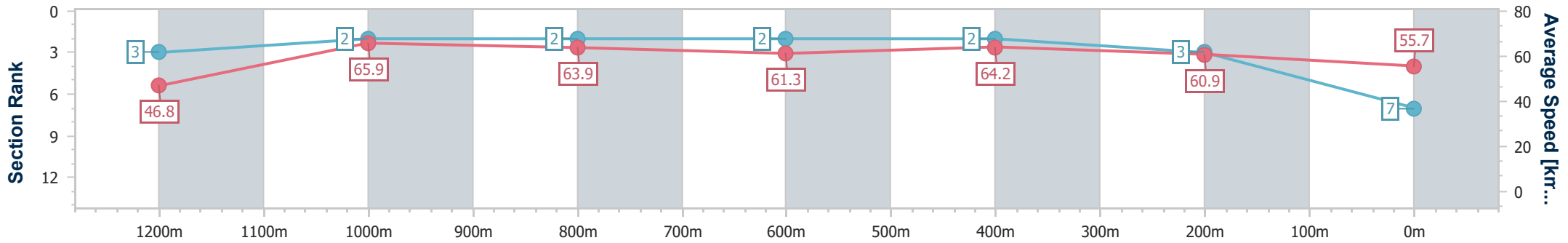
Horse/Jockey Name	Me Time
Final Rank	7
Fastest Section Time (Section)	0:07.73 (Overall)
Top Speed [km/h] (Section)	66.6 (1200m)
Race State	Finished



Rockhampton QLD Professional  
 Race 1: TAB Maiden Handicap - 1300m  
 04 October 2024 - 13:24  
 Track Rating: Soft 5, Weather: Fine, Rail Position: +0.5m Entire



Section	Overall	1200m	1000m	800m	600m	400m	200m
Section Times	1:17.70 [7] (0:07.73)	1:09.97 [3] (0:10.95)	0:59.02 [2] (0:11.27)	0:47.75 [2] (0:11.79)	0:35.96 [2] (0:11.23)	0:24.73 [2] (0:11.81)	0:12.92 [3]
Average Speed [km/h]	46.8	65.9	63.9	61.3	64.2	60.9	55.7
Top Speed [km/h]	63.7	66.6	66.0	63.4	65.3	64.5	58.8
Avg. Dist. to Rail [m]	8.7	2.3	0.5	0.7	2.4	2.8	1.9
Avg. Stride Freq. [Hz]	2.2	2.5	2.4	2.4	2.4	2.4	2.3
Avg. Stride Length [m]	5.7	7.4	7.2	7.1	7.4	7.2	6.8



- [ ] Ranking at each section and finish
- .-.- No data available at this section
- NA No data available



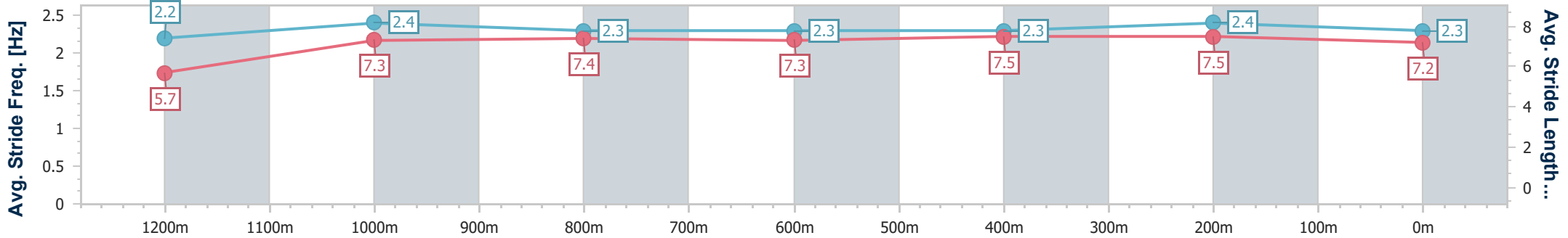
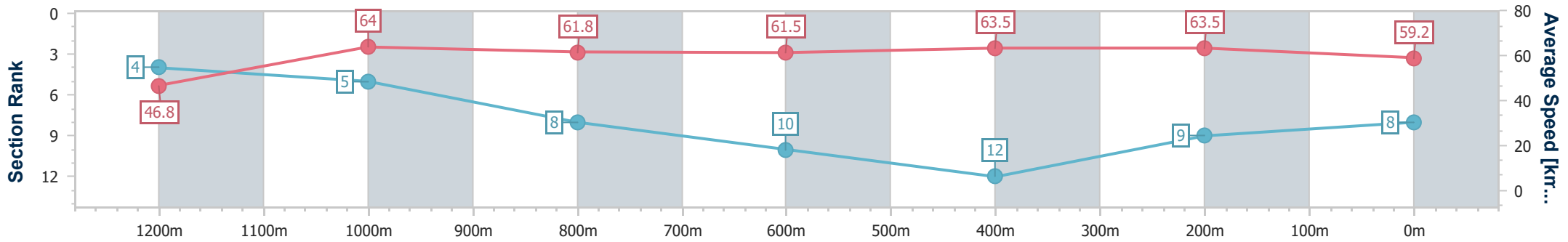
Horse/Jockey Name	Twilight Steps
Final Rank	8
Fastest Section Time (Section)	0:07.74 (Overall)
Top Speed [km/h] (Section)	65.5 (600m)
Race State	Finished



Rockhampton QLD Professional  
 Race 1: TAB Maiden Handicap - 1300m  
 04 October 2024 - 13:24  
 Track Rating: Soft 5, Weather: Fine, Rail Position: +0.5m Entire



Section	Overall	1200m	1000m	800m	600m	400m	200m
Section Times	1:17.71 [8] (0:07.74)	1:09.97 [4] (0:11.32)	0:58.65 [5] (0:11.70)	0:46.95 [8] (0:12.05)	0:34.90 [10] (0:11.38)	0:23.52 [12] (0:11.34)	0:12.18 [9] (0:12.18)
Average Speed [km/h]	46.8	64.0	61.8	61.5	63.5	63.5	59.2
Top Speed [km/h]	62.3	65.1	65.1	62.7	65.5	64.5	62.1
Avg. Dist. to Rail [m]	9.4	3.8	1.7	3.5	5.9	7.1	7.3
Avg. Stride Freq. [Hz]	2.2	2.4	2.3	2.3	2.3	2.4	2.3
Avg. Stride Length [m]	5.7	7.3	7.4	7.3	7.5	7.5	7.2



- [ ] Ranking at each section and finish
- .-.- No data available at this section
- NA No data available



Horse/Jockey Name	Biker
Final Rank	9
Fastest Section Time (Section)	0:08.57 (Overall)
Top Speed [km/h] (Section)	66.5 (1200m)
Race State	Finished



Rockhampton QLD Professional

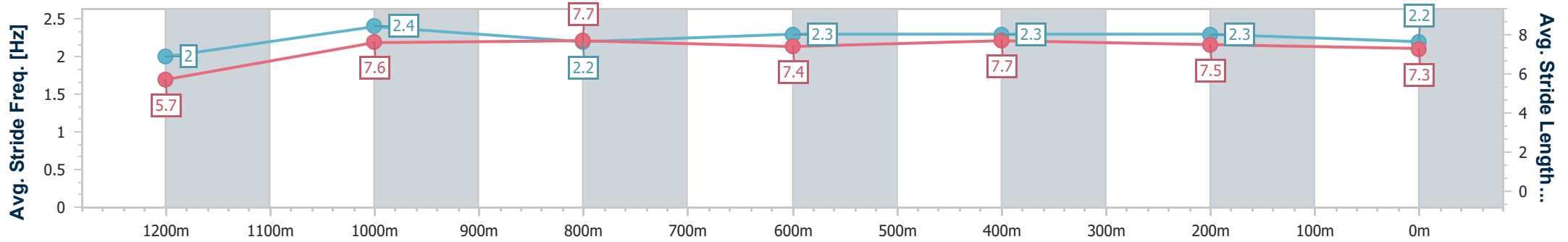
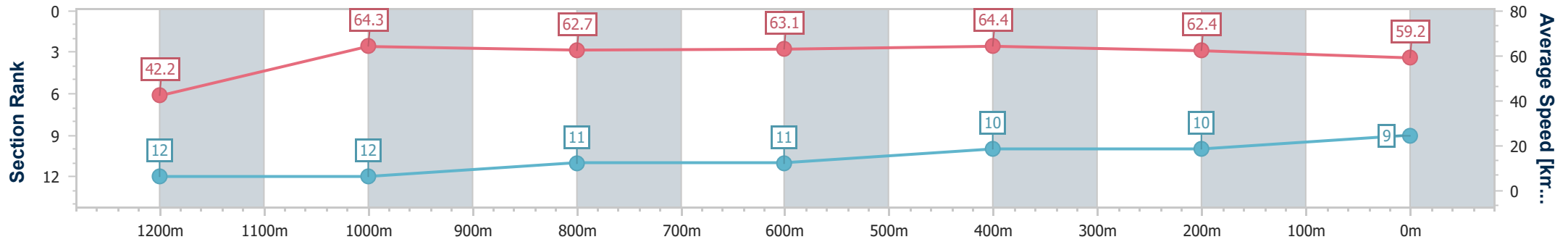
Race 1: TAB Maiden Handicap - 1300m

04 October 2024 - 13:24

Track Rating: Soft 5, Weather: Fine, Rail Position: +0.5m Entire



Section	Overall	1200m	1000m	800m	600m	400m	200m
Section Times	1:17.73 [9] (0:08.57)	1:09.16 [12] (0:11.19)	0:57.97 [12] (0:11.47)	0:46.50 [11] (0:11.59)	0:34.91 [11] (0:11.21)	0:23.70 [10] (0:11.53)	0:12.17 [10] (0:12.17)
Average Speed [km/h]	42.2	64.3	62.7	63.1	64.4	62.4	59.2
Top Speed [km/h]	61.4	66.5	66.5	63.9	65.7	64.6	61.4
Avg. Dist. to Rail [m]	8.2	0.3	0.3	1.9	3.0	3.2	5.5
Avg. Stride Freq. [Hz]	2.0	2.4	2.2	2.3	2.3	2.3	2.2
Avg. Stride Length [m]	5.7	7.6	7.7	7.4	7.7	7.5	7.3



- [ ] Ranking at each section and finish
- .-.- No data available at this section
- NA No data available



Horse/Jockey Name	Iconic Prince
Final Rank	10
Fastest Section Time (Section)	0:07.81 (Overall)
Top Speed [km/h] (Section)	65.8 (1200m)
Race State	Finished



Rockhampton QLD Professional

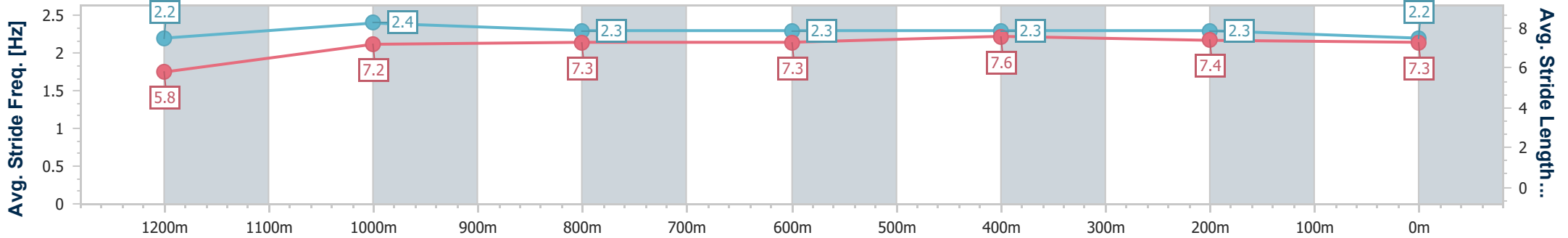
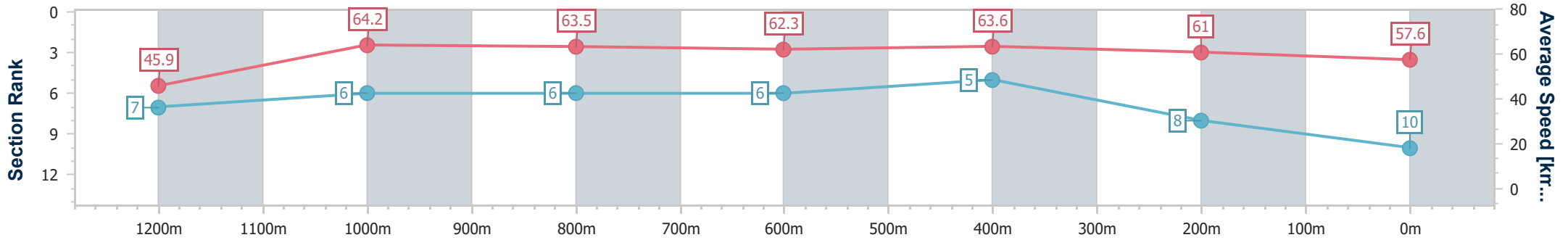
Race 1: TAB Maiden Handicap - 1300m

04 October 2024 - 13:24

Track Rating: Soft 5, Weather: Fine, Rail Position: +0.5m Entire



Section	Overall	1200m	1000m	800m	600m	400m	200m
Section Times	1:17.78 [10] (0:07.81)	1:09.97 [7] (0:11.26)	0:58.71 [6] (0:11.35)	0:47.36 [6] (0:11.72)	0:35.64 [6] (0:11.35)	0:24.29 [5] (0:11.80)	0:12.49 [8] (0:12.49)
Average Speed [km/h]	45.9	64.2	63.5	62.3	63.6	61.0	57.6
Top Speed [km/h]	63.4	65.8	64.0	64.4	64.4	62.9	59.8
Avg. Dist. to Rail [m]	5.9	0.9	0.4	1.9	4.1	5.5	7.3
Avg. Stride Freq. [Hz]	2.2	2.4	2.3	2.3	2.3	2.3	2.2
Avg. Stride Length [m]	5.8	7.2	7.3	7.3	7.6	7.4	7.3



- [ ] Ranking at each section and finish
- .-.- No data available at this section
- NA No data available



Horse/Jockey Name	Neva Breeze
Final Rank	11
Fastest Section Time (Section)	0:07.73 (Overall)
Top Speed [km/h] (Section)	66.2 (1200m)
Race State	Finished



Rockhampton QLD Professional

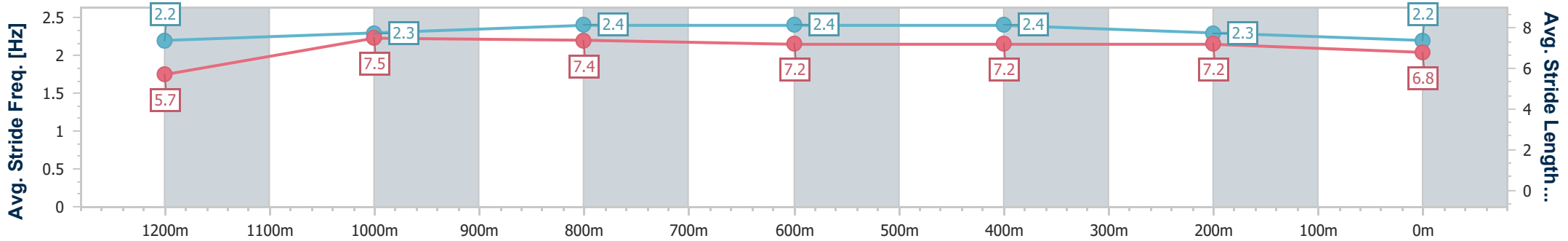
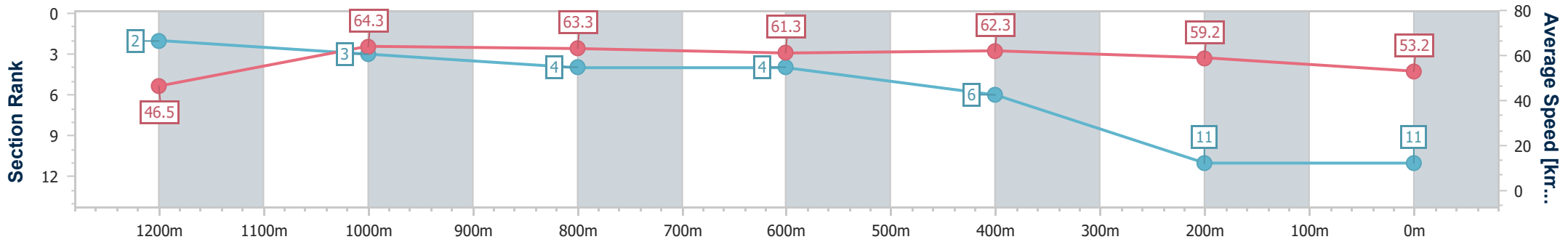
Race 1: TAB Maiden Handicap - 1300m

04 October 2024 - 13:24

Track Rating: Soft 5, Weather: Fine, Rail Position: +0.5m Entire



Section	Overall	1200m	1000m	800m	600m	400m	200m
Section Times	1:19.18 [11] (0:07.73)	1:11.45 [2] (0:11.21)	1:00.24 [3] (0:11.30)	0:48.94 [4] (0:11.70)	0:37.24 [4] (0:11.58)	0:25.66 [6] (0:12.13)	0:13.53 [11] (0:13.53)
Average Speed [km/h]	46.5	64.3	63.3	61.3	62.3	59.2	53.2
Top Speed [km/h]	60.0	66.2	65.1	64.0	63.4	61.1	57.4
Avg. Dist. to Rail [m]	3.2	0.5	0.9	0.6	0.3	0.7	1.5
Avg. Stride Freq. [Hz]	2.2	2.3	2.4	2.4	2.4	2.3	2.2
Avg. Stride Length [m]	5.7	7.5	7.4	7.2	7.2	7.2	6.8



- [ ] Ranking at each section and finish
- .-.- No data available at this section
- NA No data available



Horse/Jockey Name	Madnus Lee
Final Rank	12
Fastest Section Time (Section)	0:07.76 (Overall)
Top Speed [km/h] (Section)	64.9 (1000m)
Race State	Finished



Rockhampton QLD Professional

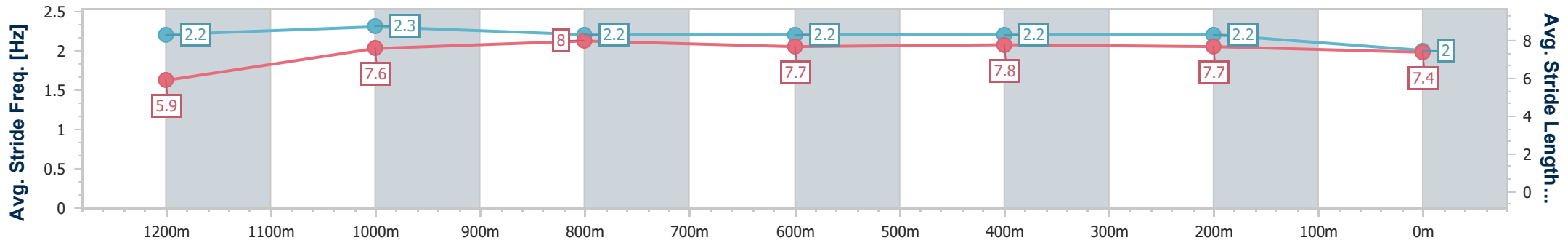
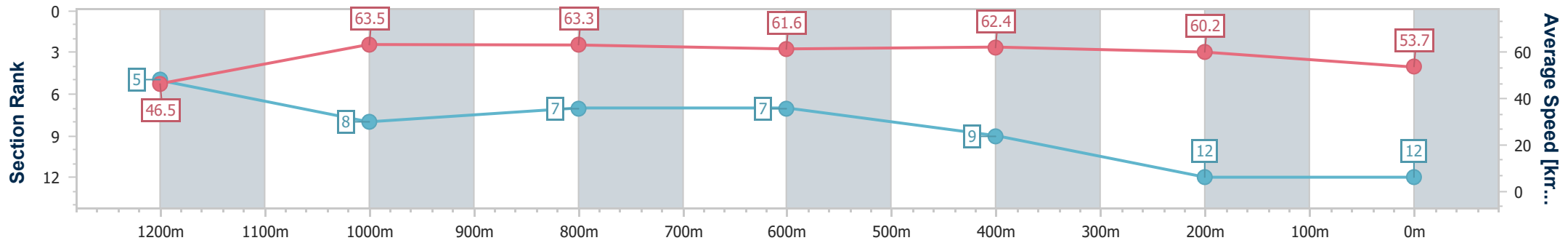
Race 1: TAB Maiden Handicap - 1300m

04 October 2024 - 13:24

Track Rating: Soft 5, Weather: Fine, Rail Position: +0.5m Entire



Section	Overall	1200m	1000m	800m	600m	400m	200m
Section Times	1:19.28 [12] (0:07.76)	1:11.52 [5] (0:11.35)	1:00.17 [8] (0:11.41)	0:48.76 [7] (0:11.82)	0:36.94 [7] (0:11.56)	0:25.38 [9] (0:11.97)	0:13.41 [12] (0:13.41)
Average Speed [km/h]	46.5	63.5	63.3	61.6	62.4	60.2	53.7
Top Speed [km/h]	62.5	64.7	64.9	63.4	63.0	62.9	58.3
Avg. Dist. to Rail [m]	6.7	0.8	0.7	1.5	3.7	4.4	5.1
Avg. Stride Freq. [Hz]	2.2	2.3	2.2	2.2	2.2	2.2	2.0
Avg. Stride Length [m]	5.9	7.6	8.0	7.7	7.8	7.7	7.4



- [ ] Ranking at each section and finish
- .-.- No data available at this section
- NA No data available





# Rockhampton QLD Professional

## Race 2: Great Northern Handicap - 1200m

04 October 2024 - 13:57



Track Rating: Soft 5, Weather: Fine, Rail Position: +0.5m Entire

Section		Overall	1000m	800m	600m	400m	200m	Last 600m					
Field Times		1:09.53 (0:13.11)	0:56.42 (0:11.20)	0:45.22 (0:11.31)	0:33.91 (0:10.95)	0:22.96 (0:10.97)	0:11.99 (0:11.99)	0:33.91					
Rank	TAB Horse/Jockey	Barrier	Top Speed [km/h]	Fastest Section								Margin	Distance Travelled [m]
1	6 DOUBTING EYE Amy Graham	3	68.0 600m	0:10.80 600m	1:09.53 [1] (0:13.33)	0:56.20 [4] (0:11.17)	0:45.03 [3] (0:11.27)	0:33.76 [2] (0:10.80)	0:22.96 [1] (0:10.97)	0:11.99 [1] (0:11.99)	1:09.53	0:33.76	
2	2 LETMELETGO Justin Huxtable	6	68.7 400m	0:10.78 600m	1:09.53 [2] (0:13.18)	0:56.35 [2] (0:11.29)	0:45.06 [2] (0:11.53)	0:33.53 [3] (0:10.78)	0:22.75 [3] (0:10.84)	0:11.91 [2] (0:11.91)	0.02L	0:33.53	+1
3	7 DOLLAR DOLLAR Adam Sewell	1	67.0 600m	0:10.86 600m	1:09.67 [3] (0:13.54)	0:56.13 [6] (0:11.27)	0:44.86 [6] (0:11.47)	0:33.39 [6] (0:10.86)	0:22.53 [6] (0:10.93)	0:11.60 [5] (0:11.60)	0.84L	0:33.39	-7
4	5 SHAMEDY Jackson Murphy	2	67.9 600m	0:10.74 600m	1:09.70 [4] (0:13.40)	0:56.30 [5] (0:11.29)	0:45.01 [5] (0:11.56)	0:33.45 [5] (0:10.74)	0:22.71 [5] (0:10.89)	0:11.82 [4] (0:11.82)	0.97L	0:33.45	-1
5	1 MILL ROSSA Justin Stanley	4	67.8 600m	0:10.92 600m	1:09.97 [5] (0:13.11)	0:56.86 [1] (0:11.41)	0:45.45 [4] (0:11.49)	0:33.96 [4] (0:10.92)	0:23.04 [4] (0:11.15)	0:11.89 [6] (0:11.89)	2.58L	0:33.96	-4
6	3 LEADERSHIP SPILL Ashley Butler	5	68.1 1000m	0:11.03 600m	1:09.98 [6] (0:13.26)	0:56.72 [3] (0:11.05)	0:45.67 [1] (0:11.31)	0:34.36 [1] (0:11.03)	0:23.33 [2] (0:11.21)	0:12.12 [3] (0:12.12)	2.65L	0:34.36	-9

Scratched: Media Empire (#4)

[ ] Ranking at each section and finish  
 -:-:- No data available at this section  
 NA No data available

SCN Saddle cloth number  
 DNF Did not finish  
 DNT Did not track



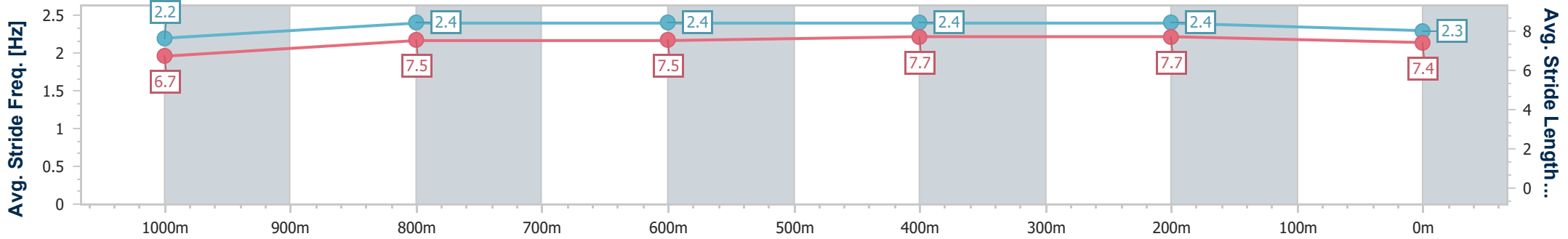
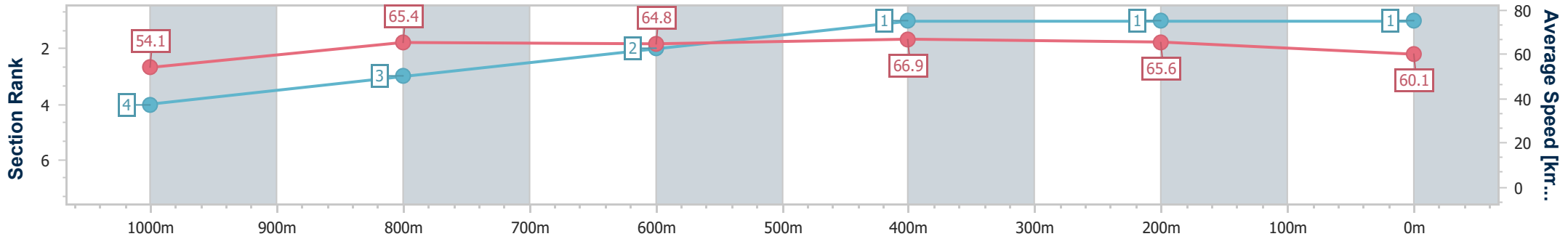
Horse/Jockey Name	Doubting Eye
Final Rank	1
Fastest Section Time (Section)	0:10.80 (600m)
Top Speed [km/h] (Section)	68.0 (600m)
Race State	Finished



Rockhampton QLD Professional  
 Race 2: Great Northern Handicap - 1200m  
 04 October 2024 - 13:57  
 Track Rating: Soft 5, Weather: Fine, Rail Position: +0.5m Entire



Section	Overall	1000m	800m	600m	400m	200m
Section Times	1:09.53 [1] (0:13.33)	0:56.20 [4] (0:11.17)	0:45.03 [3] (0:11.27)	0:33.76 [2] (0:10.80)	0:22.96 [1] (0:10.97)	0:11.99 [1] (0:11.99)
Average Speed [km/h]	54.1	65.4	64.8	66.9	65.6	60.1
Top Speed [km/h]	65.1	67.8	66.8	68.0	67.5	63.8
Avg. Dist. to Rail [m]	1.4	2.2	1.9	3.6	5.3	6.8
Avg. Stride Freq. [Hz]	2.2	2.4	2.4	2.4	2.4	2.3
Avg. Stride Length [m]	6.7	7.5	7.5	7.7	7.7	7.4



- [ ] Ranking at each section and finish
- .-.- No data available at this section
- NA No data available



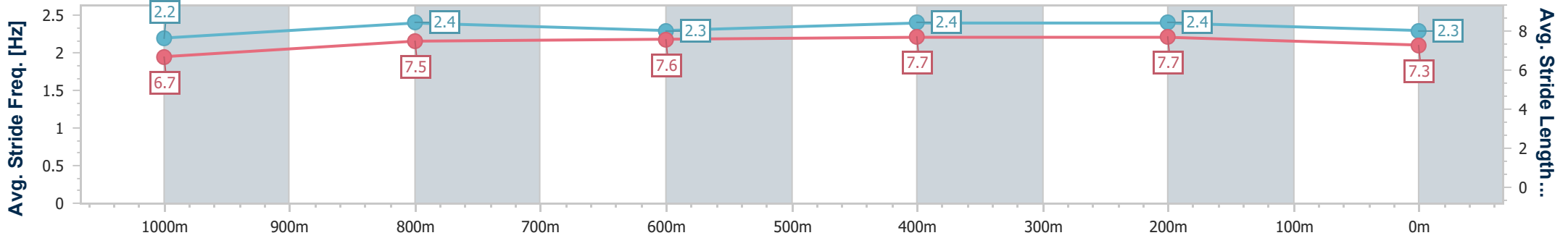
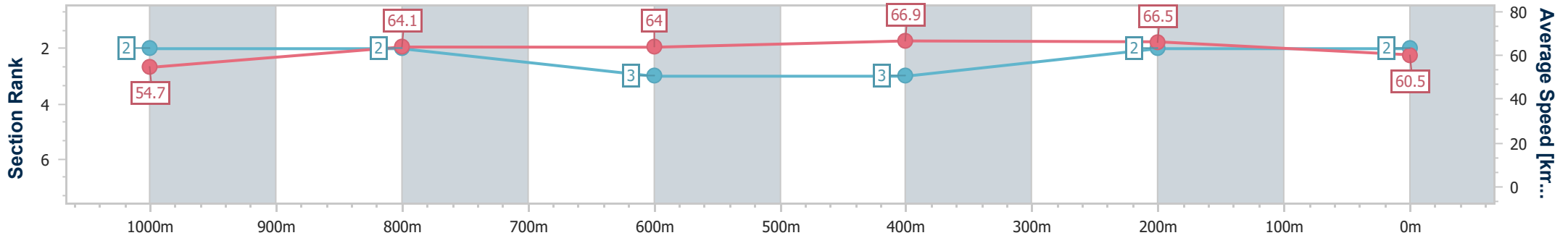
Horse/Jockey Name	Letmeletgo
Final Rank	2
Fastest Section Time (Section)	0:10.78 (600m)
Top Speed [km/h] (Section)	68.7 (400m)
Race State	Finished



Rockhampton QLD Professional  
 Race 2: Great Northern Handicap - 1200m  
 04 October 2024 - 13:57  
 Track Rating: Soft 5, Weather: Fine, Rail Position: +0.5m Entire



Section	Overall	1000m	800m	600m	400m	200m
Section Times	1:09.53 [2] (0:13.18)	0:56.35 [2] (0:11.29)	0:45.06 [2] (0:11.53)	0:33.53 [3] (0:10.78)	0:22.75 [3] (0:10.84)	0:11.91 [2] (0:11.91)
Average Speed [km/h]	54.7	64.1	64.0	66.9	66.5	60.5
Top Speed [km/h]	65.7	65.6	66.2	68.1	68.7	64.3
Avg. Dist. to Rail [m]	3.6	1.1	3.0	3.5	4.8	5.7
Avg. Stride Freq. [Hz]	2.2	2.4	2.3	2.4	2.4	2.3
Avg. Stride Length [m]	6.7	7.5	7.6	7.7	7.7	7.3



- [ ] Ranking at each section and finish
- .-.- No data available at this section
- NA No data available



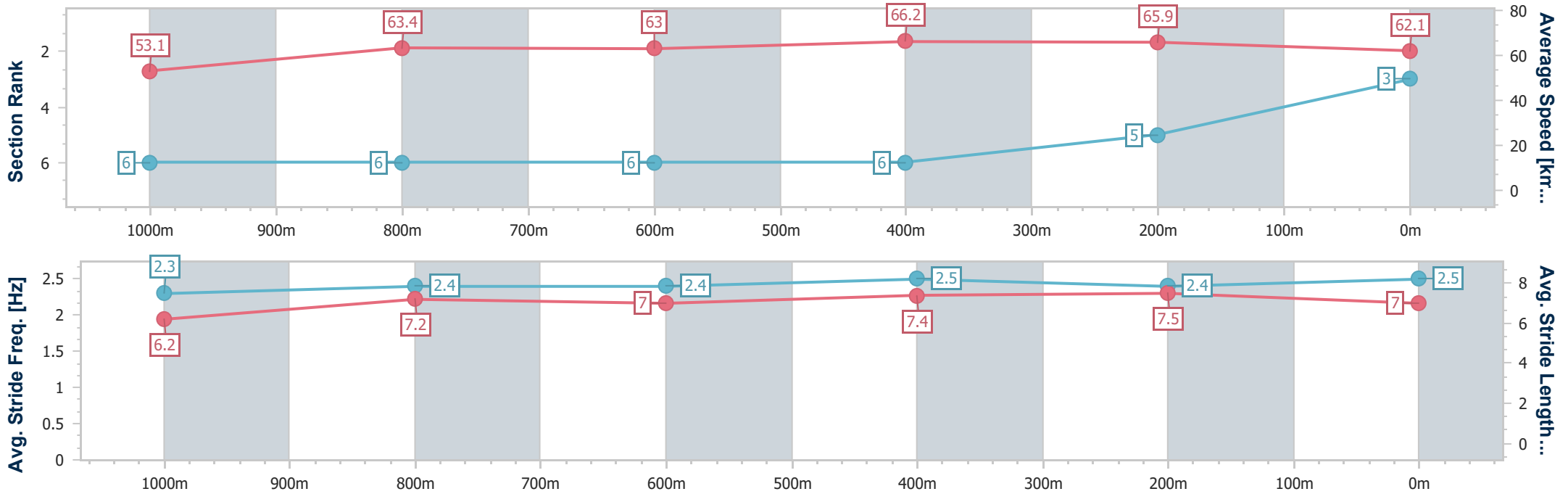
Horse/Jockey Name	Dollar Dollar
Final Rank	3
Fastest Section Time (Section)	0:10.86 (600m)
Top Speed [km/h] (Section)	67.0 (600m)
Race State	Finished



Rockhampton QLD Professional  
 Race 2: Great Northern Handicap - 1200m  
 04 October 2024 - 13:57  
 Track Rating: Soft 5, Weather: Fine, Rail Position: +0.5m Entire



Section	Overall	1000m	800m	600m	400m	200m
Section Times	1:09.67 [3] (0:13.54)	0:56.13 [6] (0:11.27)	0:44.86 [6] (0:11.47)	0:33.39 [6] (0:10.86)	0:22.53 [6] (0:10.93)	0:11.60 [5]
Average Speed [km/h]	53.1	63.4	63.0	66.2	65.9	62.1
Top Speed [km/h]	64.8	65.0	64.9	67.0	66.7	65.5
Avg. Dist. to Rail [m]	1.1	1.4	0.7	1.6	4.0	8.0
Avg. Stride Freq. [Hz]	2.3	2.4	2.4	2.5	2.4	2.5
Avg. Stride Length [m]	6.2	7.2	7.0	7.4	7.5	7.0



- [ ] Ranking at each section and finish
- .-.- No data available at this section
- NA No data available



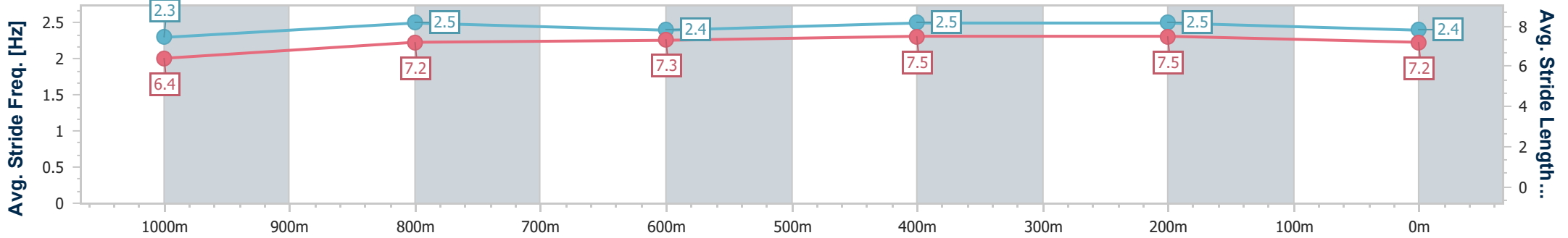
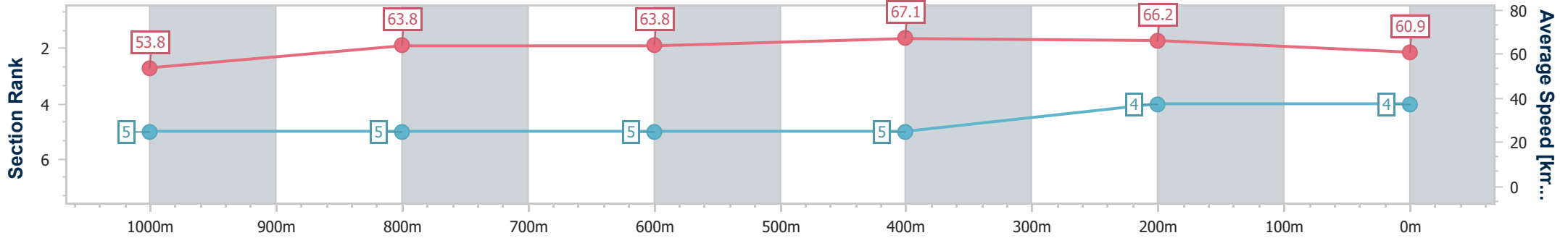
Horse/Jockey Name	Shamedy
Final Rank	4
Fastest Section Time (Section)	0:10.74 (600m)
Top Speed [km/h] (Section)	67.9 (600m)
Race State	Finished



Rockhampton QLD Professional  
 Race 2: Great Northern Handicap - 1200m  
 04 October 2024 - 13:57  
 Track Rating: Soft 5, Weather: Fine, Rail Position: +0.5m Entire



Section	Overall	1000m	800m	600m	400m	200m
Section Times	1:09.70 [4] (0:13.40)	0:56.30 [5] (0:11.29)	0:45.01 [5] (0:11.56)	0:33.45 [5] (0:10.74)	0:22.71 [5] (0:10.89)	0:11.82 [4] (0:11.82)
Average Speed [km/h]	53.8	63.8	63.8	67.1	66.2	60.9
Top Speed [km/h]	64.8	65.5	65.8	67.9	67.5	63.4
Avg. Dist. to Rail [m]	0.4	0.7	2.9	3.9	5.2	6.0
Avg. Stride Freq. [Hz]	2.3	2.5	2.4	2.5	2.5	2.4
Avg. Stride Length [m]	6.4	7.2	7.3	7.5	7.5	7.2



- [ ] Ranking at each section and finish
- .-.- No data available at this section
- NA No data available



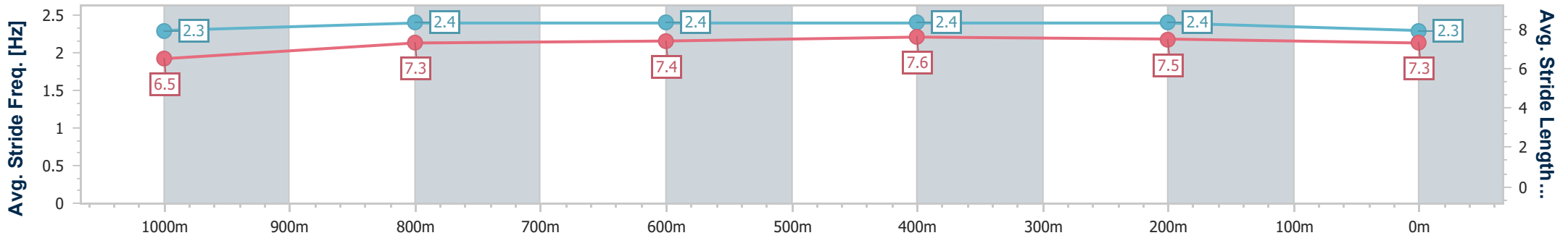
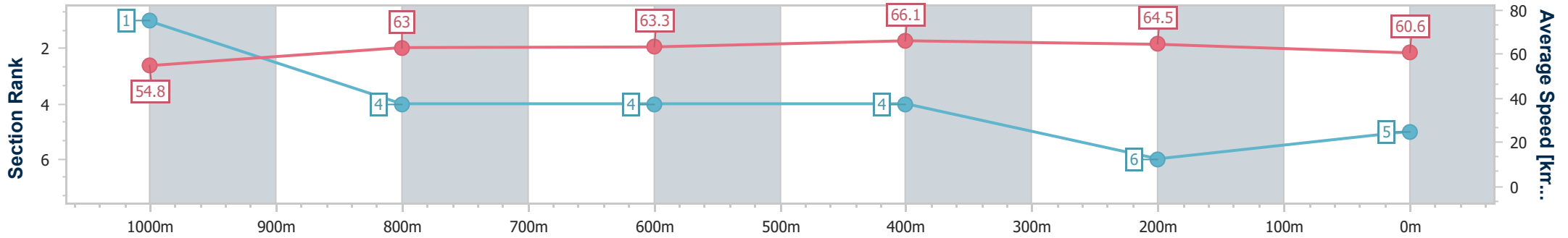
Horse/Jockey Name	Mill Rossa
Final Rank	5
Fastest Section Time (Section)	0:10.92 (600m)
Top Speed [km/h] (Section)	67.8 (600m)
Race State	Finished



Rockhampton QLD Professional  
 Race 2: Great Northern Handicap - 1200m  
 04 October 2024 - 13:57  
 Track Rating: Soft 5, Weather: Fine, Rail Position: +0.5m Entire



Section	Overall	1000m	800m	600m	400m	200m
Section Times	1:09.97 [5] (0:13.11)	0:56.86 [1] (0:11.41)	0:45.45 [4] (0:11.49)	0:33.96 [4] (0:10.92)	0:23.04 [4] (0:11.15)	0:11.89 [6] (0:11.89)
Average Speed [km/h]	54.8	63.0	63.3	66.1	64.5	60.6
Top Speed [km/h]	64.7	64.1	65.2	67.8	66.9	63.1
Avg. Dist. to Rail [m]	0.8	0.7	1.3	2.2	3.6	4.5
Avg. Stride Freq. [Hz]	2.3	2.4	2.4	2.4	2.4	2.3
Avg. Stride Length [m]	6.5	7.3	7.4	7.6	7.5	7.3



- [ ] Ranking at each section and finish
- .-.- No data available at this section
- NA No data available



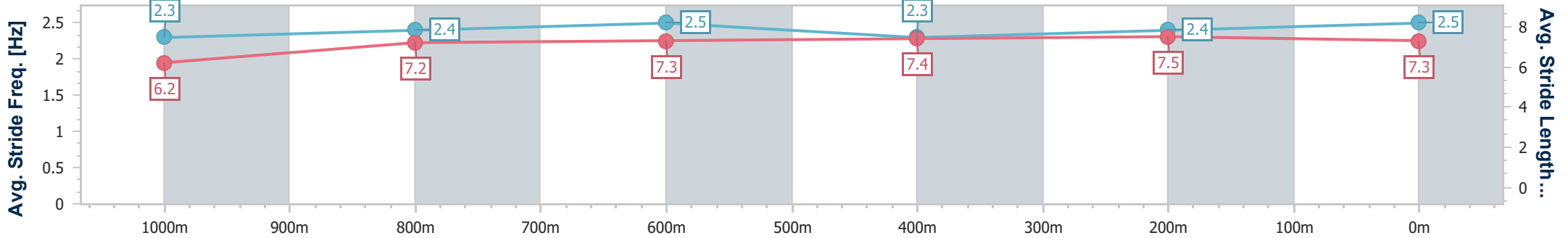
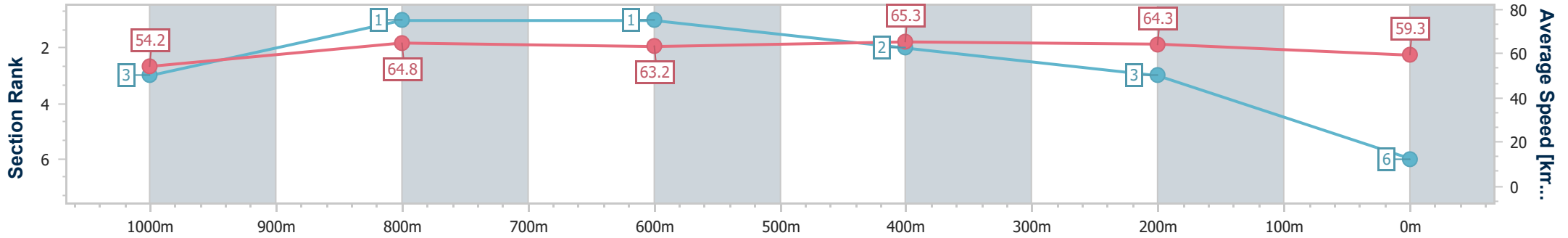
Horse/Jockey Name	Leadership Spill
Final Rank	6
Fastest Section Time (Section)	0:11.03 (600m)
Top Speed [km/h] (Section)	68.1 (1000m)
Race State	Finished



Rockhampton QLD Professional  
 Race 2: Great Northern Handicap - 1200m  
 04 October 2024 - 13:57  
 Track Rating: Soft 5, Weather: Fine, Rail Position: +0.5m Entire



Section	Overall	1000m	800m	600m	400m	200m
Section Times	1:09.98 [6] (0:13.26)	0:56.72 [3] (0:11.05)	0:45.67 [1] (0:11.31)	0:34.36 [1] (0:11.03)	0:23.33 [2] (0:11.21)	0:12.12 [3] (0:12.12)
Average Speed [km/h]	54.2	64.8	63.2	65.3	64.3	59.3
Top Speed [km/h]	65.2	68.1	64.9	66.1	66.3	63.3
Avg. Dist. to Rail [m]	1.5	1.1	0.9	0.7	1.5	1.7
Avg. Stride Freq. [Hz]	2.3	2.4	2.5	2.3	2.4	2.5
Avg. Stride Length [m]	6.2	7.2	7.3	7.4	7.5	7.3



- [ ] Ranking at each section and finish
- .-.- No data available at this section
- NA No data available



# Rockhampton QLD Professional

## Race 3: City Printing Works QTIS Three-Years-Old Handicap - 1050m

04 October 2024 - 14:34



Track Rating: Good 4, Weather: Fine, Rail Position: +0.5m Entire

Section		Overall											Last 600m	
Field Times		1:00.49											0:33.78	
		(0:04.54)												
		1000m												
		0:55.95												
		(0:11.07)												
		800m												
		0:44.88												
		(0:11.10)												
		600m												
		0:33.78												
		(0:10.82)												
		400m												
		0:22.96												
		(0:11.16)												
		200m												
		0:11.80												
		(0:11.80)												
Rank	TAB	Horse/Jockey	Barrier	Top Speed [km/h]	Fastest Section	Overall	1000m	800m	600m	400m	200m	Margin	Last 600m	Distance Travelled [m]
1	4	WHAT A DOOZY	3	68.5	0:04.63	1:00.49 [1]	0:55.86 [5]	0:44.68 [4]	0:33.49 [3]	0:22.58 [4]	0:11.68 [3]	1:00.49	0:33.49	
		Justin Stanley		400m	Overall	(0:04.63)	(0:11.18)	(0:11.19)	(0:10.91)	(0:10.90)	(0:11.68)			
2	6	AMBERINGER	9	68.7	0:04.54	1:00.55 [2]	0:56.01 [1]	0:44.53 [6]	0:33.38 [4]	0:22.78 [3]	0:11.86 [1]	0.35L	0:33.38	+8
		Jackson Murphy		600m	Overall	(0:04.54)	(0:11.48)	(0:11.15)	(0:10.60)	(0:10.92)	(0:11.86)			
3	8	SPITZBERG	1	67.8	0:04.57	1:00.90 [3]	0:56.33 [2]	0:45.17 [3]	0:33.65 [5]	0:22.82 [5]	0:11.81 [5]	2.4L	0:33.65	+1
		Melea Castle		600m	Overall	(0:04.57)	(0:11.16)	(0:11.52)	(0:10.83)	(0:11.01)	(0:11.81)			
4	3	SUN WORSHIPPER	5	66.9	0:04.82	1:00.91 [4]	0:56.09 [7]	0:44.94 [5]	0:33.62 [6]	0:22.59 [6]	0:11.63 [6]	2.49L	0:33.62	-1
		Olivia Kendal		400m	Overall	(0:04.82)	(0:11.15)	(0:11.32)	(0:11.03)	(0:10.96)	(0:11.63)			
5	1	GREYLIST	6	68.1	0:04.60	1:01.07 [5]	0:56.47 [3]	0:45.38 [2]	0:34.36 [1]	0:23.54 [1]	0:12.35 [2]	3.44L	0:34.36	+6
		Ryan Wiggins		800m	Overall	(0:04.60)	(0:11.09)	(0:11.02)	(0:10.82)	(0:11.19)	(0:12.35)			
6	9	DUBIOUS AUTHORITY	8	66.7	0:04.70	1:01.80 [6]	0:57.10 [6]	0:45.55 [7]	0:34.02 [8]	0:23.02 [8]	0:11.84 [7]	7.7L	0:34.02	+9
		Amy Graham		600m	Overall	(0:04.70)	(0:11.55)	(0:11.53)	(0:11.00)	(0:11.18)	(0:11.84)			
7	5	GOTTA HERO	2	67.9	0:04.61	1:01.83 [7]	0:57.22 [4]	0:46.22 [1]	0:35.10 [2]	0:24.22 [2]	0:12.82 [4]	7.87L	0:35.10	-1
		Adam Spinks		1000m	Overall	(0:04.61)	(0:11.00)	(0:11.12)	(0:10.88)	(0:11.40)	(0:12.82)			
8	11	NOVEMBER FOAL	4	66.5	0:04.92	1:02.86 [8]	0:57.94 [8]	0:46.57 [8]	0:35.20 [7]	0:24.09 [7]	0:12.76 [8]	13.97L	0:35.20	+3
		Adam Sewell		600m	Overall	(0:04.92)	(0:11.37)	(0:11.37)	(0:11.11)	(0:11.33)	(0:12.76)			
9	10	EXCEL ROAD	7	65.8	0:05.00	1:04.10 [9]	0:59.10 [9]	0:47.56 [9]	0:35.99 [9]	0:24.94 [9]	0:13.41 [9]	21.23L	0:35.99	+1
		Michael Murphy		600m	Overall	(0:05.00)	(0:11.54)	(0:11.57)	(0:11.05)	(0:11.53)	(0:13.41)			

Scratched: Lamentum (#2), Arthur's Dream (#7)

[ ] Ranking at each section and finish  
 -:-:- No data available at this section  
 NA No data available

SCN Saddle cloth number  
 DNF Did not finish  
 DNT Did not track





Horse/Jockey Name	What A Doozy
Final Rank	1
Fastest Section Time (Section)	0:04.63 (Overall)
Top Speed [km/h] (Section)	68.5 (400m)
Race State	Finished



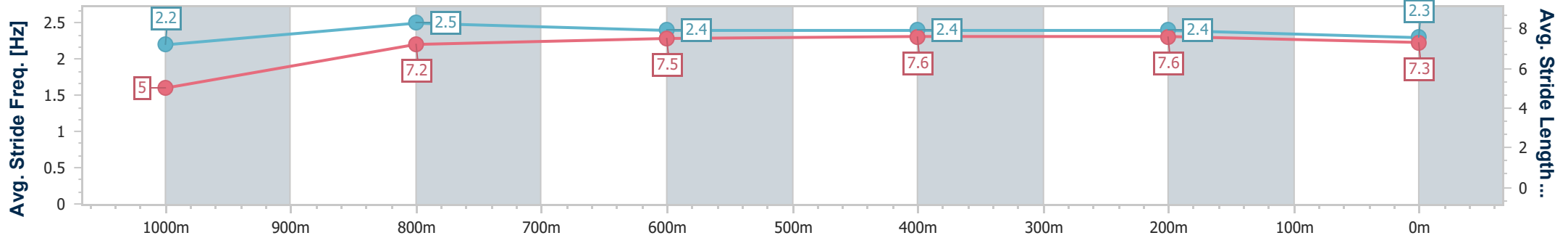
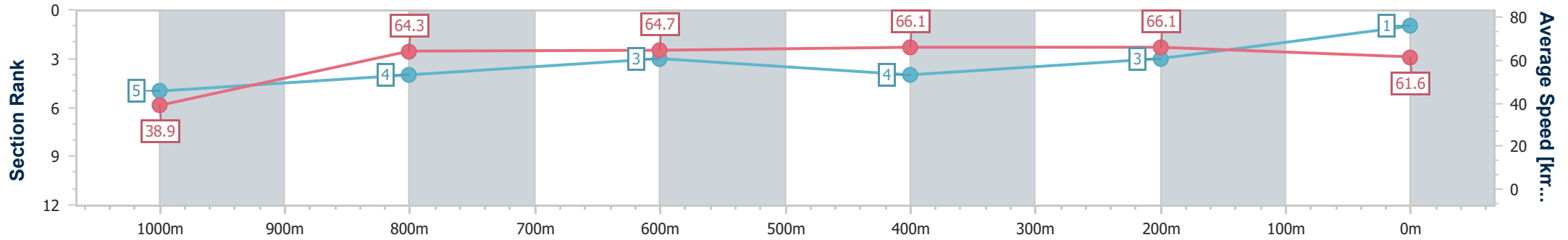
Rockhampton QLD Professional  
Race 3: City Printing Works QTIS Three-Years-Old Handicap - 1050m



04 October 2024 - 14:34

Track Rating: Good 4, Weather: Fine, Rail Position: +0.5m Entire

Section	Overall	1000m	800m	600m	400m	200m
Section Times	1:00.49 [1] (0:04.63)	0:55.86 [5] (0:11.18)	0:44.68 [4] (0:11.19)	0:33.49 [3] (0:10.91)	0:22.58 [4] (0:10.90)	0:11.68 [3] (0:11.68)
Average Speed [km/h]	38.9	64.3	64.7	66.1	66.1	61.6
Top Speed [km/h]	55.9	66.3	65.4	68.5	68.5	64.3
Avg. Dist. to Rail [m]	5.3	0.7	0.8	2.3	4.7	5.6
Avg. Stride Freq. [Hz]	2.2	2.5	2.4	2.4	2.4	2.3
Avg. Stride Length [m]	5.0	7.2	7.5	7.6	7.6	7.3



- [ ] Ranking at each section and finish
- .-.- No data available at this section
- NA No data available



Horse/Jockey Name	Amberinger
Final Rank	2
Fastest Section Time (Section)	0:04.54 (Overall)
Top Speed [km/h] (Section)	68.7 (600m)
Race State	Finished



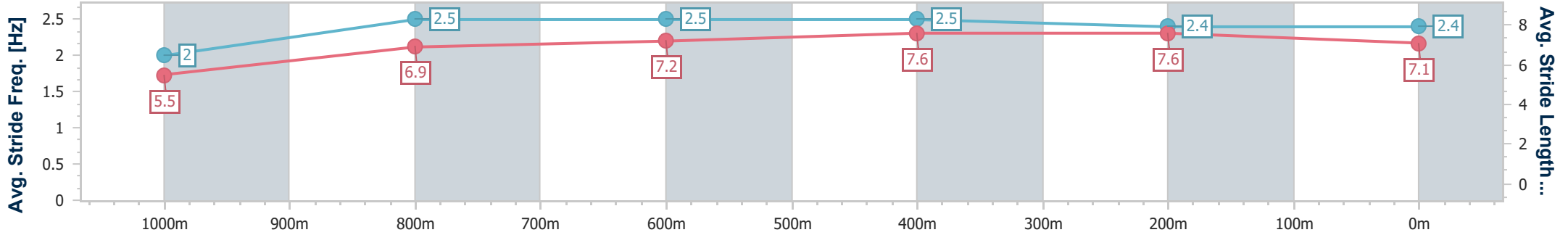
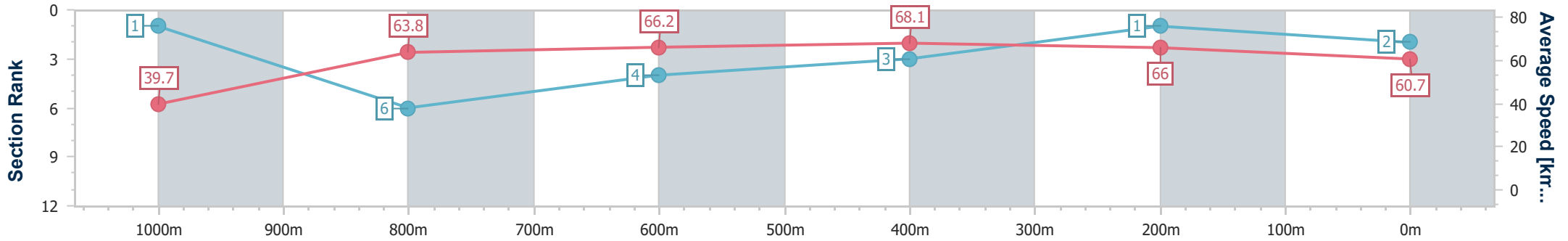
Rockhampton QLD Professional  
Race 3: City Printing Works QTIS Three-Years-Old Handicap - 1050m



04 October 2024 - 14:34

Track Rating: Good 4, Weather: Fine, Rail Position: +0.5m Entire

Section	Overall	1000m	800m	600m	400m	200m
Section Times	1:00.55 [2] (0:04.54)	0:56.01 [1] (0:11.48)	0:44.53 [6] (0:11.15)	0:33.38 [4] (0:10.60)	0:22.78 [3] (0:10.92)	0:11.86 [1] (0:11.86)
Average Speed [km/h]	39.7	63.8	66.2	68.1	66.0	60.7
Top Speed [km/h]	54.9	66.9	67.2	68.7	68.4	64.7
Avg. Dist. to Rail [m]	11.1	3.9	3.1	3.8	6.2	5.8
Avg. Stride Freq. [Hz]	2.0	2.5	2.5	2.5	2.4	2.4
Avg. Stride Length [m]	5.5	6.9	7.2	7.6	7.6	7.1



- [ ] Ranking at each section and finish
- .-.- No data available at this section
- NA No data available



Horse/Jockey Name	Spitzberg
Final Rank	3
Fastest Section Time (Section)	0:04.57 (Overall)
Top Speed [km/h] (Section)	67.8 (600m)
Race State	Finished



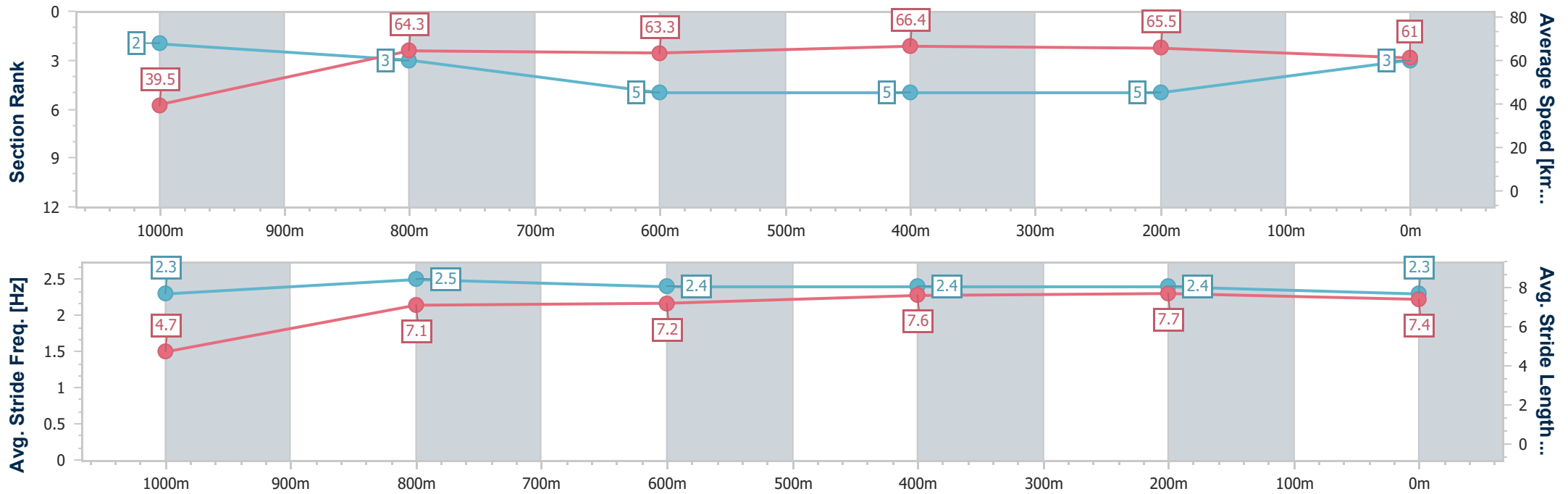
Rockhampton QLD Professional  
Race 3: City Printing Works QTIS Three-Years-Old Handicap - 1050m

04 October 2024 - 14:34

Track Rating: Good 4, Weather: Fine, Rail Position: +0.5m Entire



Section	Overall	1000m	800m	600m	400m	200m
Section Times	1:00.90 [3] (0:04.57)	0:56.33 [2] (0:11.16)	0:45.17 [3] (0:11.52)	0:33.65 [5] (0:10.83)	0:22.82 [5] (0:11.01)	0:11.81 [5] (0:11.81)
Average Speed [km/h]	39.5	64.3	63.3	66.4	65.5	61.0
Top Speed [km/h]	57.2	65.9	64.9	67.8	67.3	63.4
Avg. Dist. to Rail [m]	3.9	0.6	1.4	0.4	2.3	4.2
Avg. Stride Freq. [Hz]	2.3	2.5	2.4	2.4	2.4	2.3
Avg. Stride Length [m]	4.7	7.1	7.2	7.6	7.7	7.4



- [ ] Ranking at each section and finish
- .-.- No data available at this section
- NA No data available



Horse/Jockey Name	Sun Worshipper
Final Rank	4
Fastest Section Time (Section)	0:04.82 (Overall)
Top Speed [km/h] (Section)	66.9 (400m)
Race State	Finished



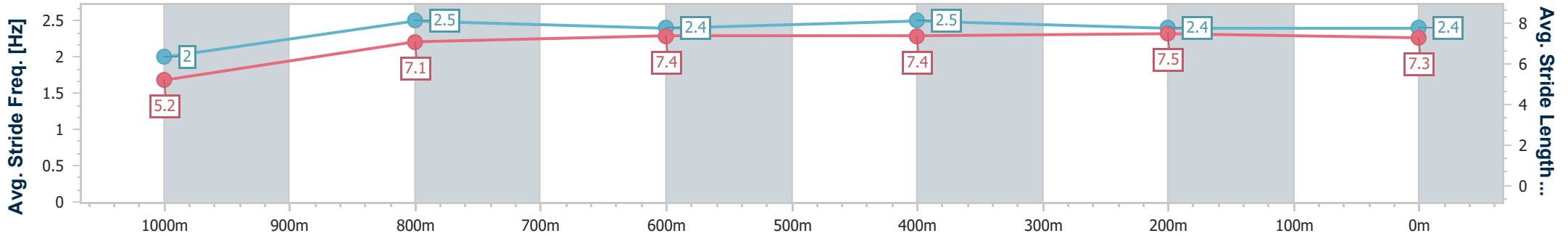
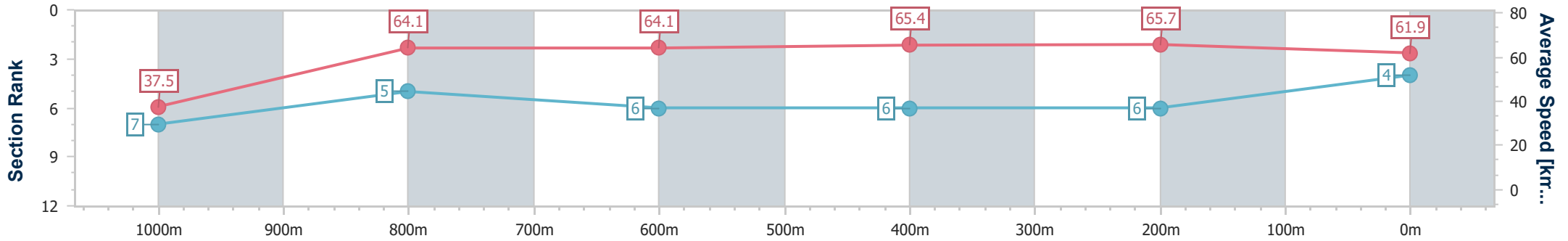
Rockhampton QLD Professional  
Race 3: City Printing Works QTIS Three-Years-Old Handicap - 1050m



04 October 2024 - 14:34

Track Rating: Good 4, Weather: Fine, Rail Position: +0.5m Entire

Section	Overall	1000m	800m	600m	400m	200m
Section Times	1:00.91 [4] (0:04.82)	0:56.09 [7] (0:11.15)	0:44.94 [5] (0:11.32)	0:33.62 [6] (0:11.03)	0:22.59 [6] (0:10.96)	0:11.63 [6] (0:11.63)
Average Speed [km/h]	37.5	64.1	64.1	65.4	65.7	61.9
Top Speed [km/h]	56.4	66.2	65.9	66.8	66.9	64.0
Avg. Dist. to Rail [m]	5.9	1.8	1.3	5.6	7.6	8.8
Avg. Stride Freq. [Hz]	2.0	2.5	2.4	2.5	2.4	2.4
Avg. Stride Length [m]	5.2	7.1	7.4	7.4	7.5	7.3



- [ ] Ranking at each section and finish
- .-.- No data available at this section
- NA No data available



Horse/Jockey Name	Greylist
Final Rank	5
Fastest Section Time (Section)	0:04.60 (Overall)
Top Speed [km/h] (Section)	68.1 (800m)
Race State	Finished



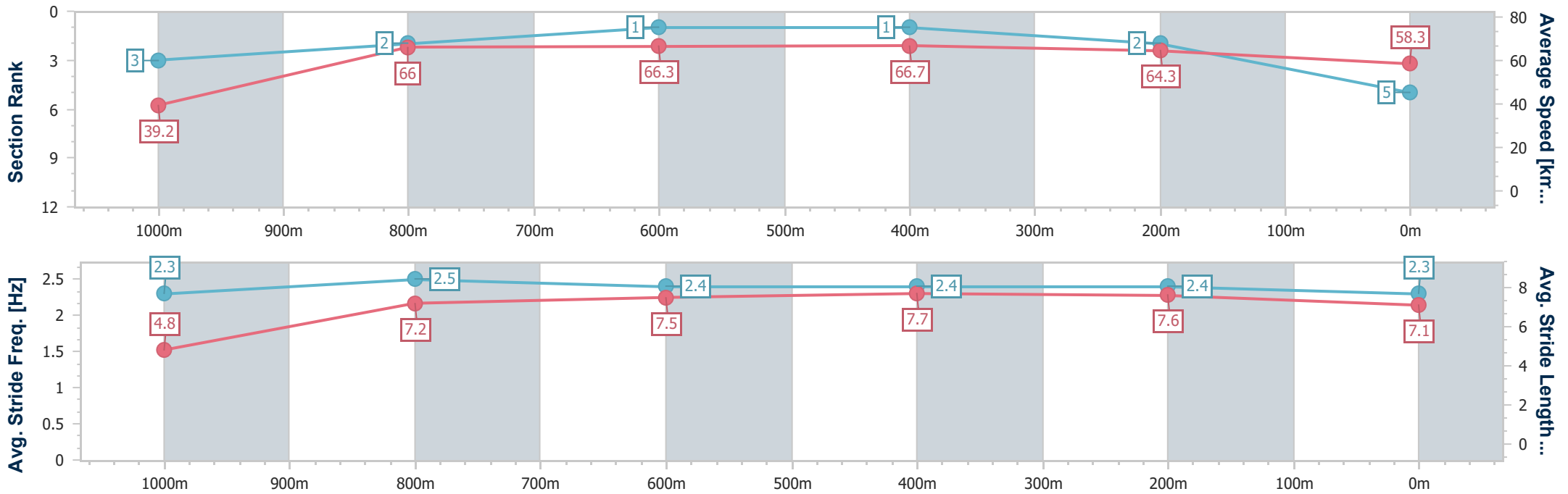
Rockhampton QLD Professional  
Race 3: City Printing Works QTIS Three-Years-Old Handicap - 1050m



04 October 2024 - 14:34

Track Rating: Good 4, Weather: Fine, Rail Position: +0.5m Entire

Section	Overall	1000m	800m	600m	400m	200m
Section Times	1:01.07 [5] (0:04.60)	0:56.47 [3] (0:11.09)	0:45.38 [2] (0:11.02)	0:34.36 [1] (0:10.82)	0:23.54 [1] (0:11.19)	0:12.35 [2] (0:12.35)
Average Speed [km/h]	39.2	66.0	66.3	66.7	64.3	58.3
Top Speed [km/h]	57.7	67.8	68.1	67.8	67.2	61.9
Avg. Dist. to Rail [m]	8.8	3.4	1.8	4.2	4.5	3.8
Avg. Stride Freq. [Hz]	2.3	2.5	2.4	2.4	2.4	2.3
Avg. Stride Length [m]	4.8	7.2	7.5	7.7	7.6	7.1



- [ ] Ranking at each section and finish
- .-.- No data available at this section
- NA No data available



Horse/Jockey Name	Dubious Authority
Final Rank	6
Fastest Section Time (Section)	0:04.70 (Overall)
Top Speed [km/h] (Section)	66.7 (600m)
Race State	Finished



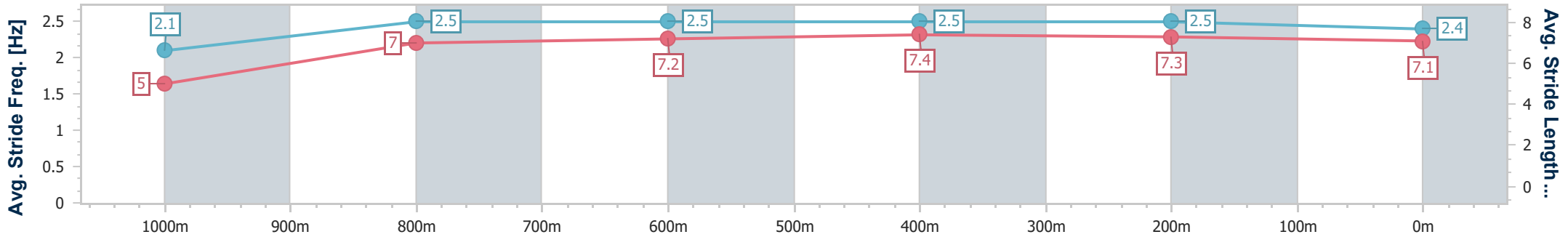
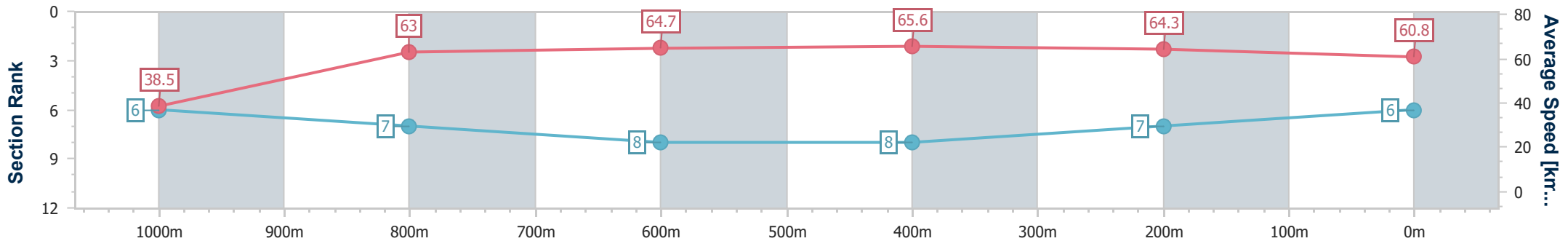
Rockhampton QLD Professional  
Race 3: City Printing Works QTIS Three-Years-Old Handicap - 1050m

04 October 2024 - 14:34

Track Rating: Good 4, Weather: Fine, Rail Position: +0.5m Entire



Section	Overall	1000m	800m	600m	400m	200m
Section Times	1:01.80 [6] (0:04.70)	0:57.10 [6] (0:11.55)	0:45.55 [7] (0:11.53)	0:34.02 [8] (0:11.00)	0:23.02 [8] (0:11.18)	0:11.84 [7] (0:11.84)
Average Speed [km/h]	38.5	63.0	64.7	65.6	64.3	60.8
Top Speed [km/h]	54.6	65.8	65.4	66.7	66.6	62.8
Avg. Dist. to Rail [m]	9.9	2.9	4.1	5.4	6.2	6.8
Avg. Stride Freq. [Hz]	2.1	2.5	2.5	2.5	2.5	2.4
Avg. Stride Length [m]	5.0	7.0	7.2	7.4	7.3	7.1



- [ ] Ranking at each section and finish
- .-.- No data available at this section
- NA No data available



Horse/Jockey Name	Gotta Hero
Final Rank	7
Fastest Section Time (Section)	0:04.61 (Overall)
Top Speed [km/h] (Section)	67.9 (1000m)
Race State	Finished



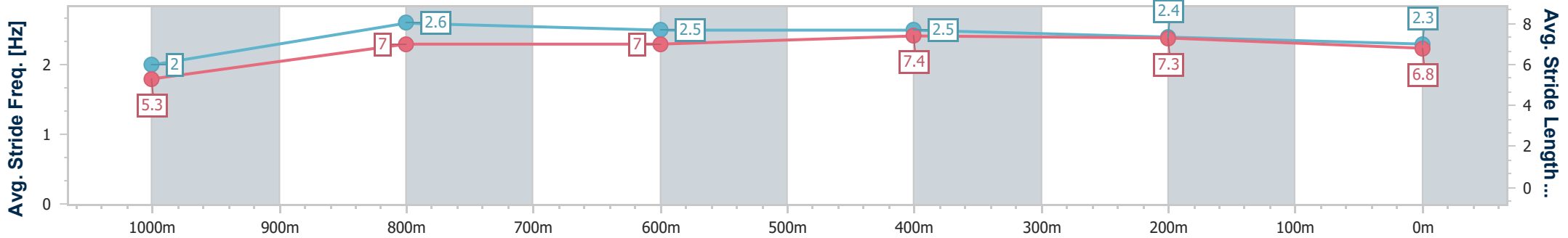
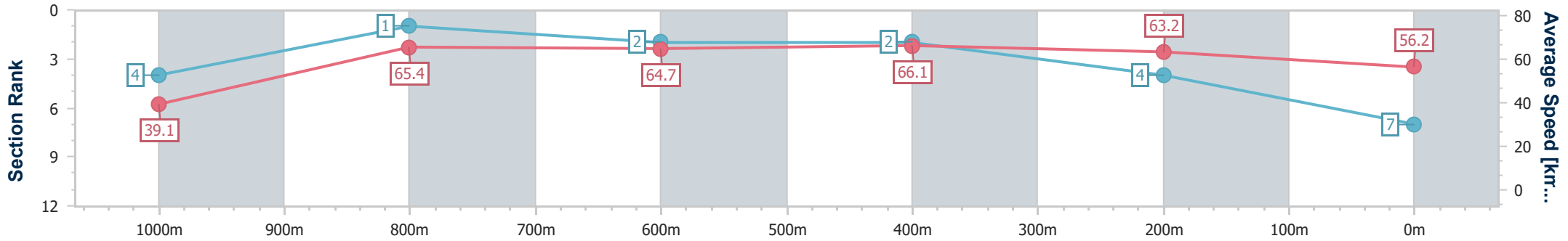
Rockhampton QLD Professional  
Race 3: City Printing Works QTIS Three-Years-Old Handicap - 1050m

04 October 2024 - 14:34



Track Rating: Good 4, Weather: Fine, Rail Position: +0.5m Entire

Section	Overall	1000m	800m	600m	400m	200m
Section Times	1:01.83 [7] (0:04.61)	0:57.22 [4] (0:11.00)	0:46.22 [1] (0:11.12)	0:35.10 [2] (0:10.88)	0:24.22 [2] (0:11.40)	0:12.82 [4] (0:12.82)
Average Speed [km/h]	39.1	65.4	64.7	66.1	63.2	56.2
Top Speed [km/h]	56.0	67.9	66.1	67.0	65.9	61.0
Avg. Dist. to Rail [m]	5.1	0.5	0.3	1.1	1.8	2.8
Avg. Stride Freq. [Hz]	2.0	2.6	2.5	2.5	2.4	2.3
Avg. Stride Length [m]	5.3	7.0	7.0	7.4	7.3	6.8



- [ ] Ranking at each section and finish
- .-.- No data available at this section
- NA No data available



Horse/Jockey Name	November Foal
Final Rank	8
Fastest Section Time (Section)	0:04.92 (Overall)
Top Speed [km/h] (Section)	66.5 (600m)
Race State	Finished



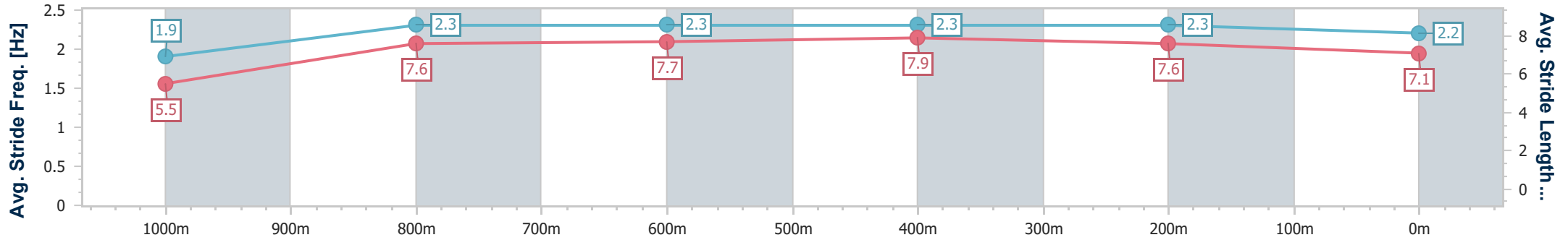
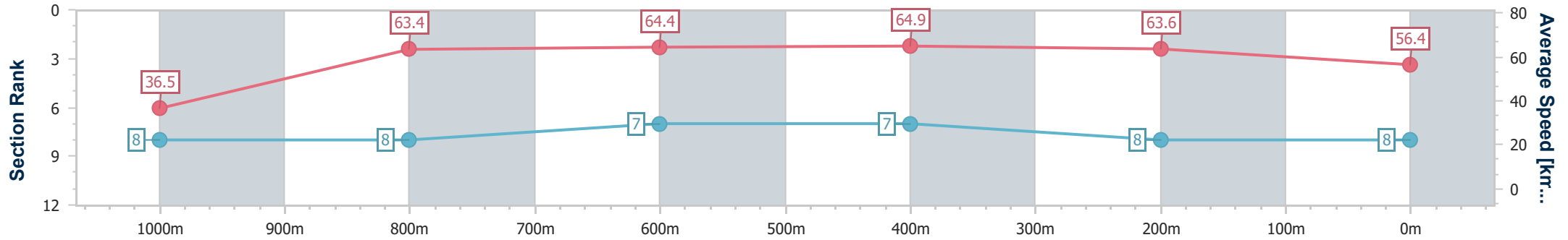
Rockhampton QLD Professional  
Race 3: City Printing Works QTIS Three-Years-Old Handicap - 1050m



04 October 2024 - 14:34

Track Rating: Good 4, Weather: Fine, Rail Position: +0.5m Entire

Section	Overall	1000m	800m	600m	400m	200m
Section Times	1:02.86 [8] (0:04.92)	0:57.94 [8] (0:11.37)	0:46.57 [8] (0:11.37)	0:35.20 [7] (0:11.11)	0:24.09 [7] (0:11.33)	0:12.76 [8] (0:12.76)
Average Speed [km/h]	36.5	63.4	64.4	64.9	63.6	56.4
Top Speed [km/h]	54.8	65.4	65.7	66.5	66.0	61.4
Avg. Dist. to Rail [m]	5.7	0.6	2.1	3.3	3.3	3.7
Avg. Stride Freq. [Hz]	1.9	2.3	2.3	2.3	2.3	2.2
Avg. Stride Length [m]	5.5	7.6	7.7	7.9	7.6	7.1



- [ ] Ranking at each section and finish
- .-.- No data available at this section
- NA No data available





Horse/Jockey Name	Excel Road
Final Rank	9
Fastest Section Time (Section)	0:05.00 (Overall)
Top Speed [km/h] (Section)	65.8 (600m)
Race State	Finished



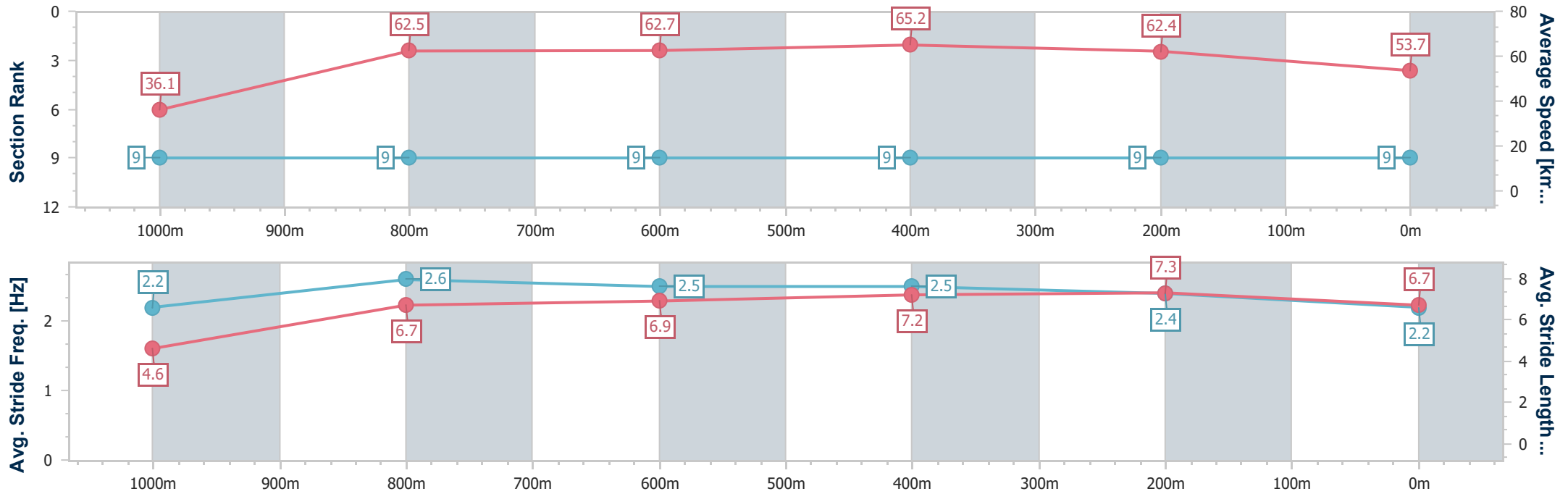
Rockhampton QLD Professional  
Race 3: City Printing Works QTIS Three-Years-Old Handicap - 1050m



04 October 2024 - 14:34

Track Rating: Good 4, Weather: Fine, Rail Position: +0.5m Entire

Section	Overall	1000m	800m	600m	400m	200m
Section Times	1:04.10 [9] (0:05.00)	0:59.10 [9] (0:11.54)	0:47.56 [9] (0:11.57)	0:35.99 [9] (0:11.05)	0:24.94 [9] (0:11.53)	0:13.41 [9] (0:13.41)
Average Speed [km/h]	36.1	62.5	62.7	65.2	62.4	53.7
Top Speed [km/h]	55.9	64.5	63.9	65.8	64.6	59.9
Avg. Dist. to Rail [m]	8.8	1.3	0.9	2.1	2.8	3.4
Avg. Stride Freq. [Hz]	2.2	2.6	2.5	2.5	2.4	2.2
Avg. Stride Length [m]	4.6	6.7	6.9	7.2	7.3	6.7



- [ ] Ranking at each section and finish
- .-.- No data available at this section
- NA No data available



# Rockhampton QLD Professional

## Race 4: Join us for Melbourne Cup Day Class 1 Handicap - 1050m

04 October 2024 - 15:13



Track Rating: Good 4, Weather: Fine, Rail Position: +0.5m Entire

Section		Overall										Last 600m									
Field Times		1:00.13 (0:04.52)										0:33.04									
		1000m (0:11.52)										800m (0:11.05)		600m (0:10.43)		400m (0:10.76)		200m (0:11.85)			
Rank	TAB	Horse/Jockey	Barrier	Top Speed [km/h]	Fastest Section	Margin	Distance Travelled [m]														
1	7	LAMENTUM Brooke Johnson	6	69.8 600m	0:04.52 Overall	1:00.13 [1] (0:04.52)	0:55.61 [1] (0:11.52)	0:44.09 [1] (0:11.05)	0:33.04 [1] (0:10.43)	0:22.61 [1] (0:10.76)	0:11.85 [1] (0:11.85)	1:00.13	0:33.04								
2	8	MISS DE BOOM Justin Stanley	7	67.8 600m	0:04.58 Overall	1:01.01 [2] (0:04.58)	0:56.43 [3] (0:11.61)	0:44.82 [2] (0:11.35)	0:33.47 [3] (0:10.78)	0:22.69 [3] (0:11.07)	0:11.62 [3] (0:11.62)	5.16L	0:33.47	+3							
3	5	WHITTLESFORD Adam Sewell	3	68.8 600m	0:04.54 Overall	1:01.13 [3] (0:04.54)	0:56.59 [2] (0:11.82)	0:44.77 [4] (0:11.33)	0:33.44 [4] (0:10.65)	0:22.79 [4] (0:10.89)	0:11.90 [2] (0:11.90)	5.89L	0:33.44	+0							
4	3	TOUR DE FIELD Ryan Wiggins	1	68.2 600m	0:04.70 Overall	1:01.20 [4] (0:04.70)	0:56.50 [4] (0:11.92)	0:44.58 [6] (0:11.23)	0:33.35 [5] (0:10.71)	0:22.64 [5] (0:10.91)	0:11.73 [5] (0:11.73)	6.31L	0:33.35	+0							
5	4	SEISME Justin Huxtable	4	68.9 600m	0:05.12 Overall	1:01.35 [5] (0:05.12)	0:56.23 [8] (0:11.70)	0:44.53 [8] (0:11.34)	0:33.19 [8] (0:10.63)	0:22.56 [7] (0:10.79)	0:11.77 [6] (0:11.77)	7.17L	0:33.19	+1							
6	1	ZIN ZAN READY Ashley Butler	8	68.1 600m	0:04.97 Overall	1:01.49 [6] (0:04.97)	0:56.52 [7] (0:11.72)	0:44.80 [7] (0:11.40)	0:33.40 [7] (0:10.77)	0:22.63 [8] (0:10.90)	0:11.73 [7] (0:11.73)	8.01L	0:33.40	+3							
7	2	CHAMPINSKY Michael Murphy	5	67.9 600m	0:04.81 Overall	1:02.01 [7] (0:04.81)	0:57.20 [5] (0:11.38)	0:45.82 [3] (0:11.07)	0:34.75 [2] (0:10.85)	0:23.90 [2] (0:11.32)	0:12.58 [4] (0:12.58)	11.09L	0:34.75	+5							
8	11	PINK SOLITAIRE Tasha Chambers	2	67.5 600m	0:04.83 Overall	1:02.77 [8] (0:04.83)	0:57.94 [6] (0:11.59)	0:46.35 [5] (0:11.47)	0:34.88 [6] (0:10.83)	0:24.05 [6] (0:11.32)	0:12.73 [8] (0:12.73)	15.52L	0:34.88	+3							

Scratched: Deep Silence (#10), Greylist (#6), What A Doozy (#9)

[ ] Ranking at each section and finish  
 -:-:- No data available at this section  
 NA No data available

SCN Saddle cloth number  
 DNF Did not finish  
 DNT Did not track



Horse/Jockey Name	Lamentum
Final Rank	1
Fastest Section Time (Section)	0:04.52 (Overall)
Top Speed [km/h] (Section)	69.8 (600m)
Race State	Finished



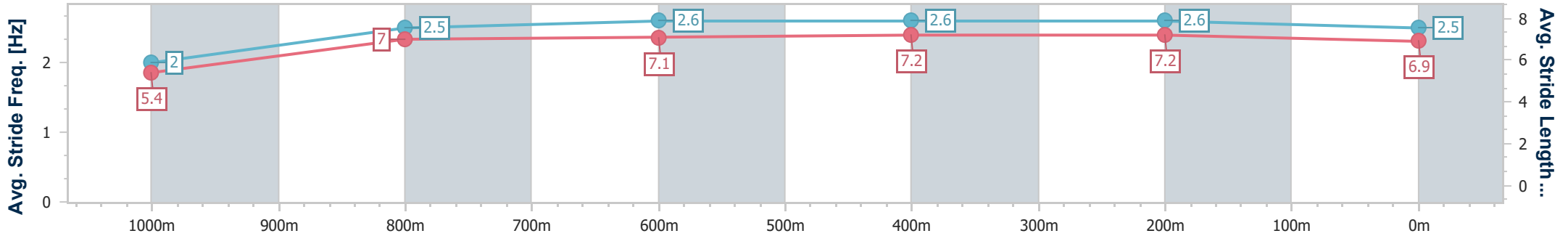
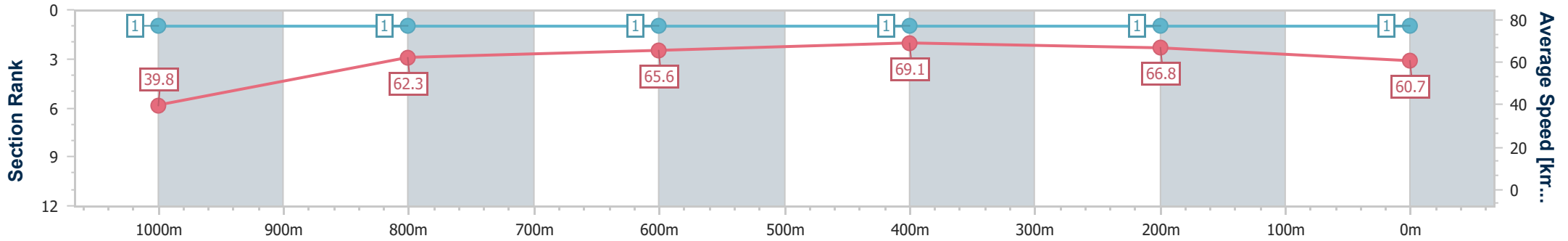
Rockhampton QLD Professional  
Race 4: Join us for Melbourne Cup Day Class 1 Handicap - 1050m



04 October 2024 - 15:13

Track Rating: Good 4, Weather: Fine, Rail Position: +0.5m Entire

Section	Overall	1000m	800m	600m	400m	200m
Section Times	1:00.13 [1] (0:04.52)	0:55.61 [1] (0:11.52)	0:44.09 [1] (0:11.05)	0:33.04 [1] (0:10.43)	0:22.61 [1] (0:10.76)	0:11.85 [1] (0:11.85)
Average Speed [km/h]	39.8	62.3	65.6	69.1	66.8	60.7
Top Speed [km/h]	56.7	63.4	67.6	69.8	69.1	64.4
Avg. Dist. to Rail [m]	9.6	2.3	1.1	0.8	1.3	1.4
Avg. Stride Freq. [Hz]	2.0	2.5	2.6	2.6	2.6	2.5
Avg. Stride Length [m]	5.4	7.0	7.1	7.2	7.2	6.9



- [ ] Ranking at each section and finish
- .-.- No data available at this section
- NA No data available



Horse/Jockey Name	Miss De Boom
Final Rank	2
Fastest Section Time (Section)	0:04.58 (Overall)
Top Speed [km/h] (Section)	67.8 (600m)
Race State	Finished



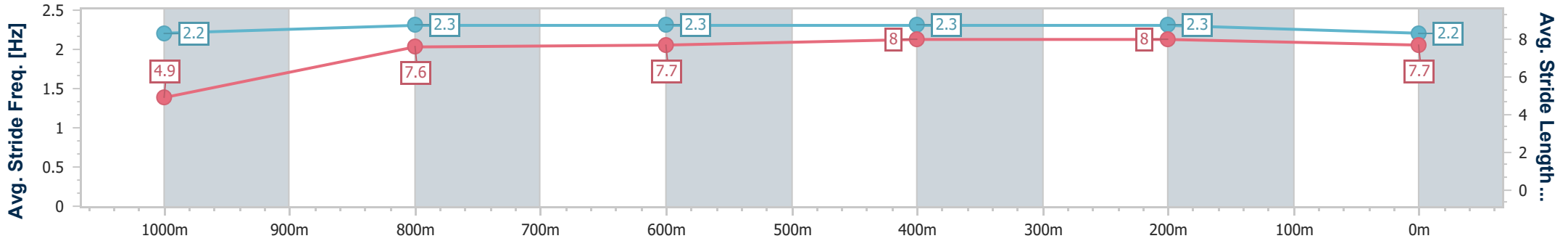
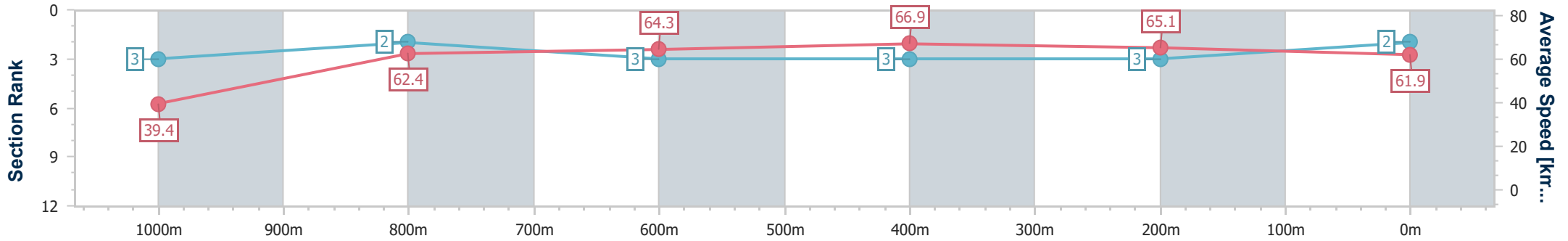
Rockhampton QLD Professional  
 Race 4: Join us for Melbourne Cup Day Class 1 Handicap - 1050m



04 October 2024 - 15:13

Track Rating: Good 4, Weather: Fine, Rail Position: +0.5m Entire

Section	Overall	1000m	800m	600m	400m	200m
Section Times	1:01.01 [2] (0:04.58)	0:56.43 [3] (0:11.61)	0:44.82 [2] (0:11.35)	0:33.47 [3] (0:10.78)	0:22.69 [3] (0:11.07)	0:11.62 [3] (0:11.62)
Average Speed [km/h]	39.4	62.4	64.3	66.9	65.1	61.9
Top Speed [km/h]	56.7	63.6	66.0	67.8	66.6	63.8
Avg. Dist. to Rail [m]	10.6	2.7	1.5	1.8	2.1	3.0
Avg. Stride Freq. [Hz]	2.2	2.3	2.3	2.3	2.3	2.2
Avg. Stride Length [m]	4.9	7.6	7.7	8.0	8.0	7.7



- [ ] Ranking at each section and finish
- .-.- No data available at this section
- NA No data available



Horse/Jockey Name	Whittlesford
Final Rank	3
Fastest Section Time (Section)	0:04.54 (Overall)
Top Speed [km/h] (Section)	68.8 (600m)
Race State	Finished



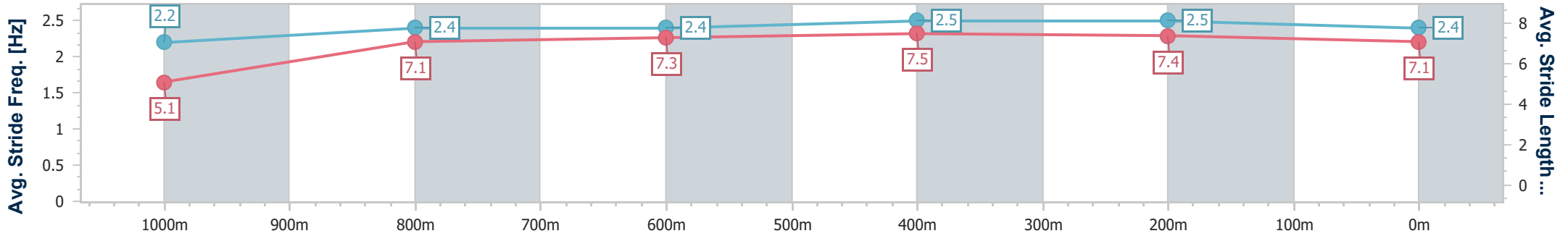
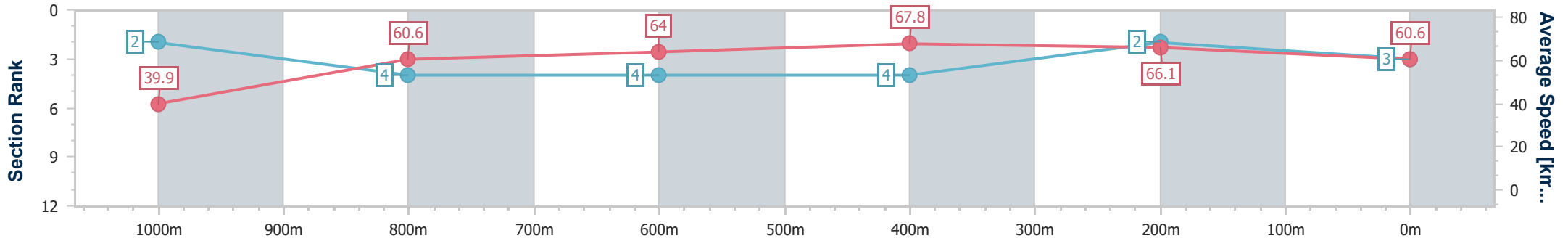
Rockhampton QLD Professional  
Race 4: Join us for Melbourne Cup Day Class 1 Handicap - 1050m



04 October 2024 - 15:13

Track Rating: Good 4, Weather: Fine, Rail Position: +0.5m Entire

Section	Overall	1000m	800m	600m	400m	200m
Section Times	1:01.13 [3] (0:04.54)	0:56.59 [2] (0:11.82)	0:44.77 [4] (0:11.33)	0:33.44 [4] (0:10.65)	0:22.79 [4] (0:10.89)	0:11.90 [2] (0:11.90)
Average Speed [km/h]	39.9	60.6	64.0	67.8	66.1	60.6
Top Speed [km/h]	54.6	62.3	66.7	68.8	68.5	64.3
Avg. Dist. to Rail [m]	6.6	1.5	1.0	3.6	4.7	4.7
Avg. Stride Freq. [Hz]	2.2	2.4	2.4	2.5	2.5	2.4
Avg. Stride Length [m]	5.1	7.1	7.3	7.5	7.4	7.1



- [ ] Ranking at each section and finish
- .-.- No data available at this section
- NA No data available



Horse/Jockey Name	Tour De Field
Final Rank	4
Fastest Section Time (Section)	0:04.70 (Overall)
Top Speed [km/h] (Section)	68.2 (600m)
Race State	Finished



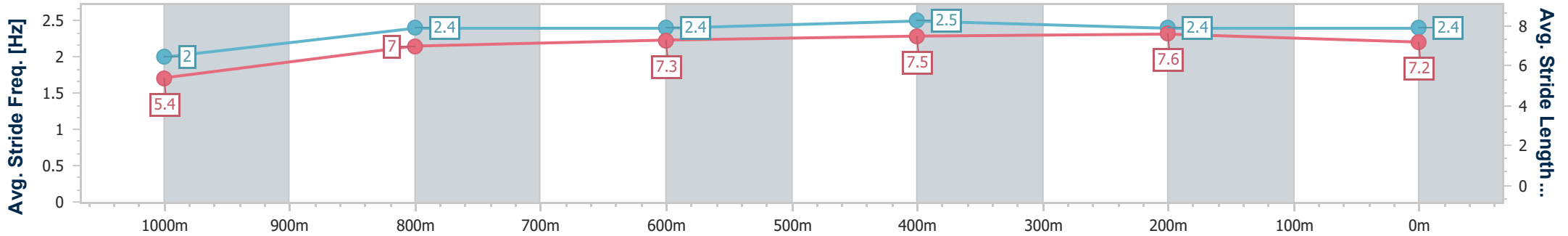
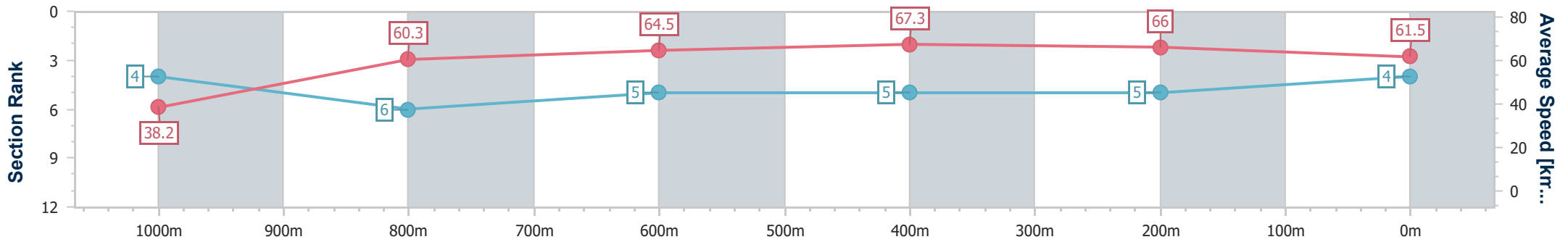
Rockhampton QLD Professional  
Race 4: Join us for Melbourne Cup Day Class 1 Handicap - 1050m



04 October 2024 - 15:13

Track Rating: Good 4, Weather: Fine, Rail Position: +0.5m Entire

Section	Overall	1000m	800m	600m	400m	200m
Section Times	1:01.20 [4] (0:04.70)	0:56.50 [4] (0:11.92)	0:44.58 [6] (0:11.23)	0:33.35 [5] (0:10.71)	0:22.64 [5] (0:10.91)	0:11.73 [5] (0:11.73)
Average Speed [km/h]	38.2	60.3	64.5	67.3	66.0	61.5
Top Speed [km/h]	53.5	62.9	66.6	68.2	67.3	64.7
Avg. Dist. to Rail [m]	5.1	1.1	0.9	2.7	4.8	6.0
Avg. Stride Freq. [Hz]	2.0	2.4	2.4	2.5	2.4	2.4
Avg. Stride Length [m]	5.4	7.0	7.3	7.5	7.6	7.2



- [ ] Ranking at each section and finish
- .-.-.- No data available at this section
- NA No data available



Horse/Jockey Name	Seisme
Final Rank	5
Fastest Section Time (Section)	0:05.12 (Overall)
Top Speed [km/h] (Section)	68.9 (600m)
Race State	Finished



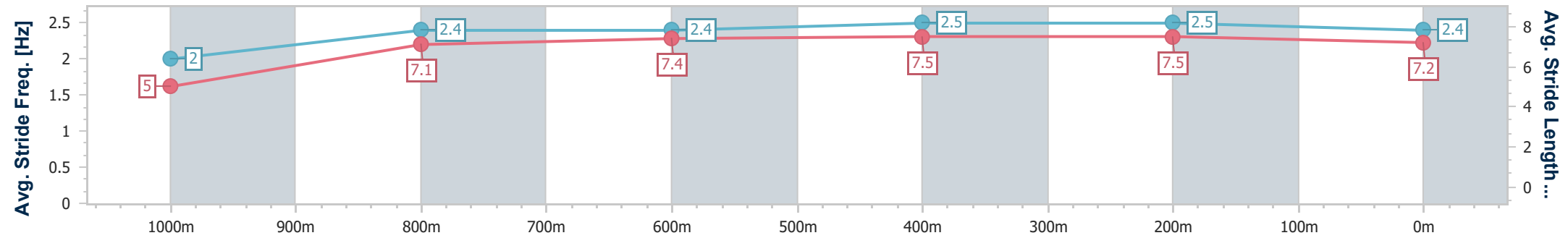
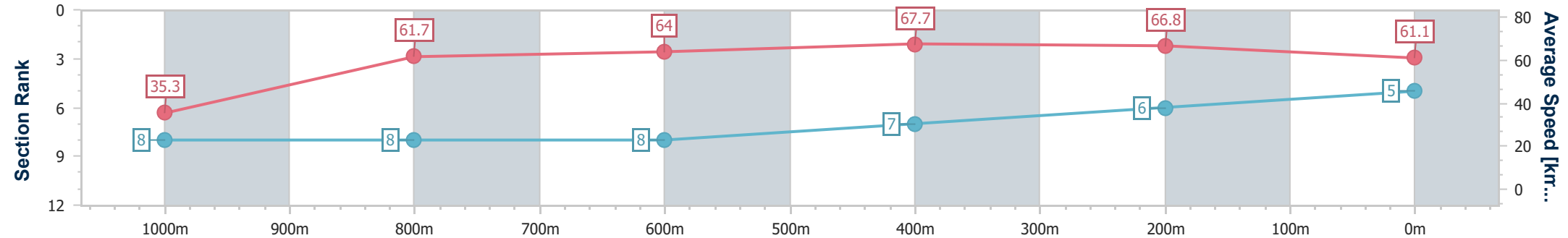
Rockhampton QLD Professional  
Race 4: Join us for Melbourne Cup Day Class 1 Handicap - 1050m



04 October 2024 - 15:13

Track Rating: Good 4, Weather: Fine, Rail Position: +0.5m Entire

Section	Overall	1000m	800m	600m	400m	200m
Section Times	1:01.35 [5] (0:05.12)	0:56.23 [8] (0:11.70)	0:44.53 [8] (0:11.34)	0:33.19 [8] (0:10.63)	0:22.56 [7] (0:10.79)	0:11.77 [6] (0:11.77)
Average Speed [km/h]	35.3	61.7	64.0	67.7	66.8	61.1
Top Speed [km/h]	53.6	63.5	66.5	68.9	68.6	64.1
Avg. Dist. to Rail [m]	8.1	1.5	1.0	1.5	1.1	1.8
Avg. Stride Freq. [Hz]	2.0	2.4	2.4	2.5	2.5	2.4
Avg. Stride Length [m]	5.0	7.1	7.4	7.5	7.5	7.2



- [ ] Ranking at each section and finish
- .-.- No data available at this section
- NA No data available



Horse/Jockey Name	Zin Zan Ready
Final Rank	6
Fastest Section Time (Section)	0:04.97 (Overall)
Top Speed [km/h] (Section)	68.1 (600m)
Race State	Finished



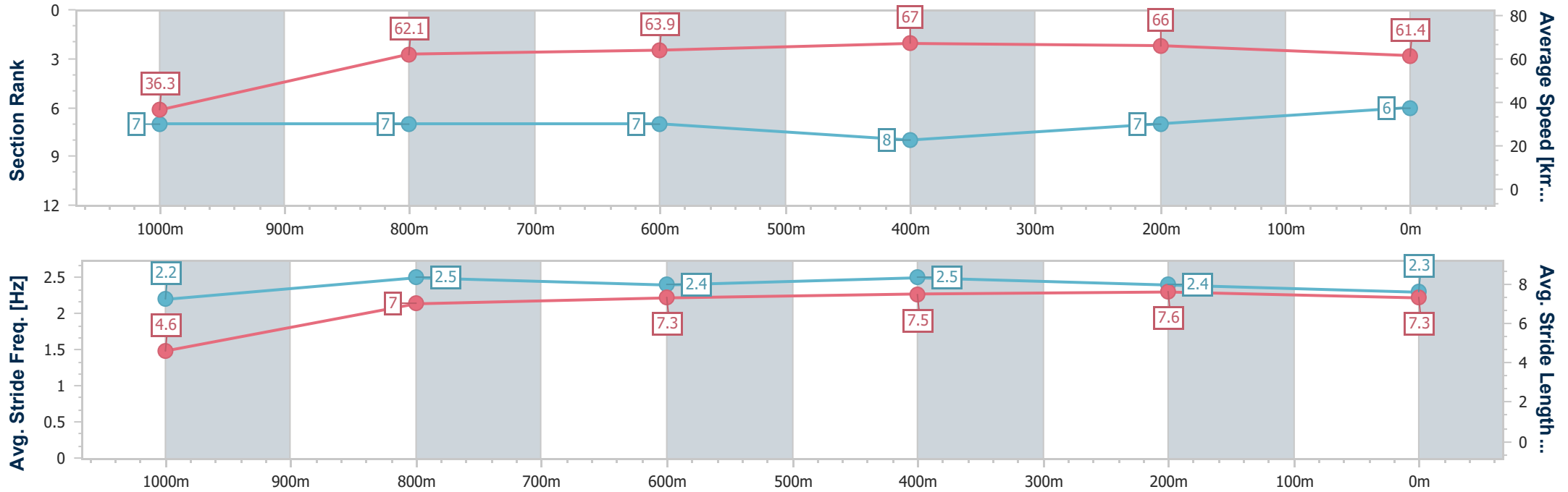
Rockhampton QLD Professional  
Race 4: Join us for Melbourne Cup Day Class 1 Handicap - 1050m



04 October 2024 - 15:13

Track Rating: Good 4, Weather: Fine, Rail Position: +0.5m Entire

Section	Overall	1000m	800m	600m	400m	200m
Section Times	1:01.49 [6] (0:04.97)	0:56.52 [7] (0:11.72)	0:44.80 [7] (0:11.40)	0:33.40 [7] (0:10.77)	0:22.63 [8] (0:10.90)	0:11.73 [7] (0:11.73)
Average Speed [km/h]	36.3	62.1	63.9	67.0	66.0	61.4
Top Speed [km/h]	52.7	64.7	66.1	68.1	67.8	64.3
Avg. Dist. to Rail [m]	12.3	3.2	1.3	2.4	3.4	6.3
Avg. Stride Freq. [Hz]	2.2	2.5	2.4	2.5	2.4	2.3
Avg. Stride Length [m]	4.6	7.0	7.3	7.5	7.6	7.3



- [ ] Ranking at each section and finish
- .-.- No data available at this section
- NA No data available





Horse/Jockey Name	Champinsky
Final Rank	7
Fastest Section Time (Section)	0:04.81 (Overall)
Top Speed [km/h] (Section)	67.9 (600m)
Race State	Finished



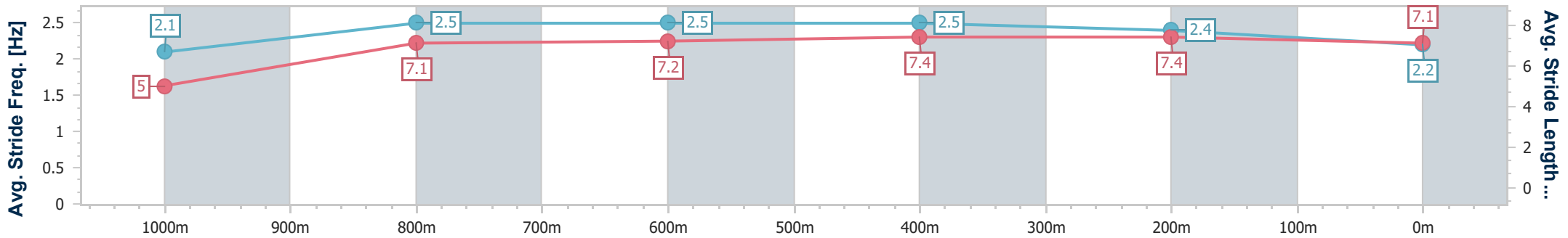
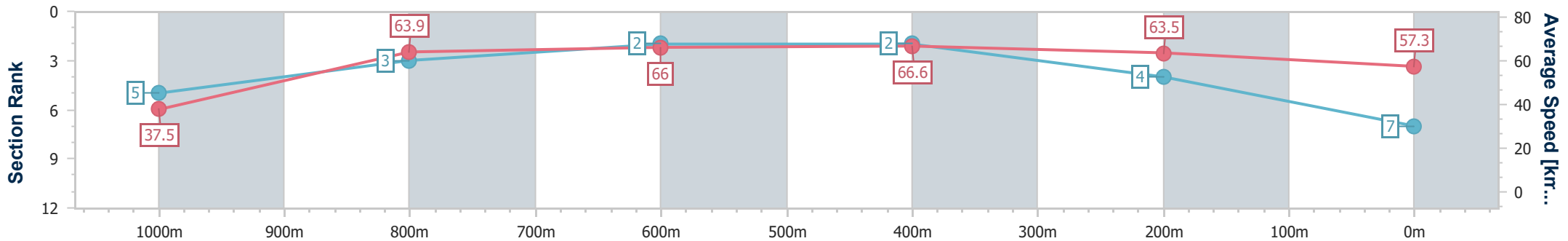
Rockhampton QLD Professional  
Race 4: Join us for Melbourne Cup Day Class 1 Handicap - 1050m



04 October 2024 - 15:13

Track Rating: Good 4, Weather: Fine, Rail Position: +0.5m Entire

Section	Overall	1000m	800m	600m	400m	200m
Section Times	1:02.01 [7] (0:04.81)	0:57.20 [5] (0:11.38)	0:45.82 [3] (0:11.07)	0:34.75 [2] (0:10.85)	0:23.90 [2] (0:11.32)	0:12.58 [4] (0:12.58)
Average Speed [km/h]	37.5	63.9	66.0	66.6	63.5	57.3
Top Speed [km/h]	54.6	66.2	67.2	67.9	65.8	60.6
Avg. Dist. to Rail [m]	7.7	3.0	1.8	3.2	3.5	4.9
Avg. Stride Freq. [Hz]	2.1	2.5	2.5	2.5	2.4	2.2
Avg. Stride Length [m]	5.0	7.1	7.2	7.4	7.4	7.1



- [ ] Ranking at each section and finish
- .-.- No data available at this section
- NA No data available



Horse/Jockey Name	Pink Solitaire
Final Rank	8
Fastest Section Time (Section)	0:04.83 (Overall)
Top Speed [km/h] (Section)	67.5 (600m)
Race State	Finished



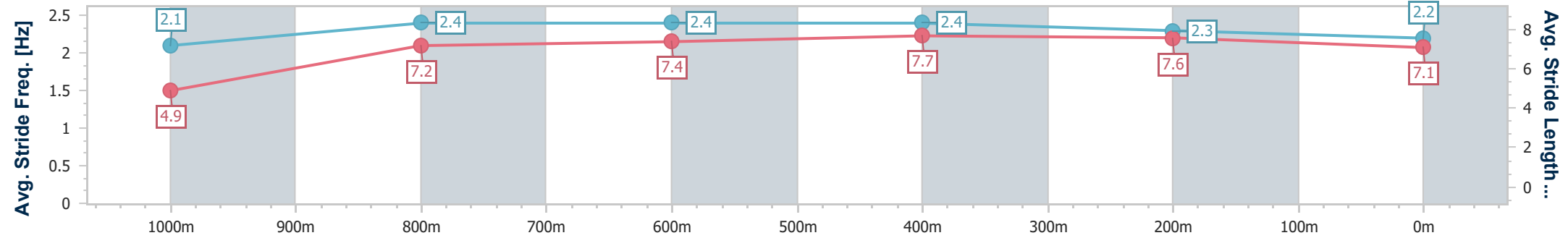
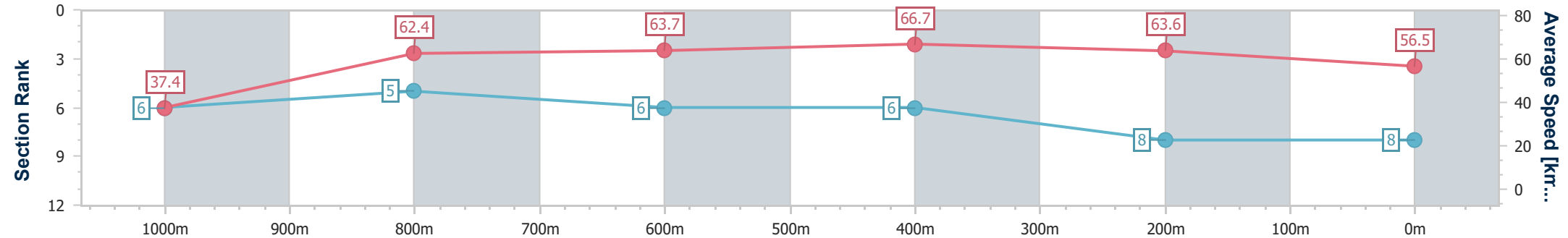
Rockhampton QLD Professional  
Race 4: Join us for Melbourne Cup Day Class 1 Handicap - 1050m



04 October 2024 - 15:13

Track Rating: Good 4, Weather: Fine, Rail Position: +0.5m Entire

Section	Overall	1000m	800m	600m	400m	200m
Section Times	1:02.77 [8] (0:04.83)	0:57.94 [6] (0:11.59)	0:46.35 [5] (0:11.47)	0:34.88 [6] (0:10.83)	0:24.05 [6] (0:11.32)	0:12.73 [8] (0:12.73)
Average Speed [km/h]	37.4	62.4	63.7	66.7	63.6	56.5
Top Speed [km/h]	55.5	64.2	65.1	67.5	66.5	61.2
Avg. Dist. to Rail [m]	5.9	1.7	1.8	3.3	4.9	3.8
Avg. Stride Freq. [Hz]	2.1	2.4	2.4	2.4	2.3	2.2
Avg. Stride Length [m]	4.9	7.2	7.4	7.7	7.6	7.1



- [ ] Ranking at each section and finish
- .-.- No data available at this section
- NA No data available



# Rockhampton QLD Professional

## Race 5: Pac Plus BM55 Handicap - 1600m

04 October 2024 - 15:50



Track Rating: Good 4, Weather: Fine, Rail Position: +0.5m Entire

Section		Overall	1400m	1200m	1000m	800m	600m	400m	Last 600m				
Field Times		1:36.26 (0:13.30)	1:22.96 (0:11.15)	1:11.81 (0:11.81)	1:00.00 (0:12.42)	0:47.58 (0:12.31)	0:35.27 (0:11.58)	0:23.69 (0:11.53)	0:35.27				
Rank	TAB Horse/Jockey	Barrier	Top Speed [km/h]	Fastest Section									Distance Travelled [m]
1	3 MIGHTY JUDD Justin Stanley	6	65.0 600m	0:11.30 600m	1:36.26 [1] (0:13.70)	1:22.56 [8] (0:11.50)	1:11.06 [8] (0:11.93)	0:59.13 [8] (0:12.29)	0:46.84 [7] (0:12.18)	0:34.66 [6] (0:11.30)	0:23.36 [5] (0:11.31)	0:34.66	
2	8 STREET GLORY Ryan Wiggins	7	66.1 1400m	0:10.98 1400m	1:36.29 [2] (0:13.47)	1:22.82 [5] (0:10.98)	1:11.84 [1] (0:11.81)	1:00.03 [1] (0:12.42)	0:47.61 [1] (0:12.31)	0:35.30 [1] (0:11.58)	0:23.72 [1] (0:11.53)	0:35.30	+0
3	1 EL OF A SENORITA Brooke Johnson	2	64.5 1400m	0:11.39 400m	1:36.52 [3] (0:13.46)	1:23.06 [4] (0:11.42)	1:11.64 [5] (0:12.01)	0:59.63 [5] (0:12.37)	0:47.26 [5] (0:12.26)	0:35.00 [4] (0:11.53)	0:23.47 [6] (0:11.39)	0:35.00	+3
4	9 HOLY CROWN Melea Castle	4	65.3 600m	0:11.38 600m	1:36.68 [4] (0:13.30)	1:23.38 [1] (0:11.41)	1:11.97 [3] (0:11.91)	1:00.06 [3] (0:12.33)	0:47.73 [3] (0:12.33)	0:35.40 [3] (0:11.38)	0:24.02 [2] (0:11.48)	0:35.40	-3
5	5 MR GREY Adam Spinks	1	64.8 600m	0:11.37 600m	1:37.08 [5] (0:13.42)	1:23.66 [3] (0:11.45)	1:12.21 [4] (0:11.95)	1:00.26 [4] (0:12.43)	0:47.83 [4] (0:12.43)	0:35.40 [7] (0:11.37)	0:24.03 [7] (0:11.52)	0:35.40	-2
5	7 YOUNG HENRY Adam Sewell	5	65.1 Overall	0:11.23 1400m	1:37.08 [5] (0:13.39)	1:23.69 [2] (0:11.23)	1:12.46 [2] (0:11.83)	1:00.63 [2] (0:12.38)	0:48.25 [2] (0:12.44)	0:35.81 [2] (0:11.59)	0:24.22 [3] (0:11.74)	0:35.81	+3
7	6 PHEEBLE'S SPIRIT Olivia Kendal	8	65.3 600m	0:11.28 600m	1:37.16 [7] (0:13.66)	1:23.50 [7] (0:11.47)	1:12.03 [6] (0:11.89)	1:00.14 [6] (0:12.34)	0:47.80 [6] (0:12.24)	0:35.56 [5] (0:11.28)	0:24.28 [4] (0:11.65)	0:35.56	+2
8	2 LEICA BITA FUN Justin Huxtable	9	65.0 600m	0:11.30 600m	1:37.29 [8] (0:13.80)	1:23.49 [9] (0:11.68)	1:11.81 [9] (0:11.86)	0:59.95 [9] (0:12.34)	0:47.61 [9] (0:12.43)	0:35.18 [9] (0:11.30)	0:23.88 [8] (0:11.54)	0:35.18	+6
9	10 SHADOW PROJECT Jackson Murphy	3	63.2 600m	0:11.54 1400m	1:38.81 [9] (0:13.59)	1:25.22 [6] (0:11.54)	1:13.68 [6] (0:12.00)	1:01.68 [7] (0:12.44)	0:49.24 [8] (0:12.39)	0:36.85 [8] (0:11.60)	0:25.25 [9] (0:11.72)	0:36.85	+2

Scratched: Flamenco Rose (#11), Roy's Road (#4)



# Rockhampton QLD Professional

## Race 5: Pac Plus BM55 Handicap - 1600m

04 October 2024 - 15:50



Track Rating: Good 4, Weather: Fine, Rail Position: +0.5m Entire

Section							200m			Last 600m
Field Times							0:12.16			0:35.27
Rank	TAB	Horse/Jockey	Barrier	Top Speed [km/h]	Fastest Section	Margin			Distance Travelled [m]	
1	3	<b>MIGHTY JUDD</b> Justin Stanley	6	65.0 600m	0:11.30 600m	0:12.05 [3] (0:12.05)	1:36.26		0:34.66	
2	8	<b>STREET GLORY</b> Ryan Wiggins	7	66.1 1400m	0:10.98 1400m	0:12.19 [1] (0:12.19)	0.17L		0:35.30 +0	
3	1	<b>EL OF A SENORITA</b> Brooke Johnson	2	64.5 1400m	0:11.39 400m	0:12.08 [4] (0:12.08)	1.5L		0:35.00 +3	
4	9	<b>HOLY CROWN</b> Melea Castle	4	65.3 600m	0:11.38 600m	0:12.54 [2] (0:12.54)	2.45L		0:35.40 -3	
5	5	<b>MR GREY</b> Adam Spinks	1	64.8 600m	0:11.37 600m	0:12.51 [6] (0:12.51)	4.8L		0:35.40 -2	
5	7	<b>YOUNG HENRY</b> Adam Sewell	5	65.1 Overall	0:11.23 1400m	0:12.48 [7] (0:12.48)	4.8L		0:35.81 +3	
7	6	<b>PHEEBLE'S SPIRIT</b> Olivia Kendal	8	65.3 600m	0:11.28 600m	0:12.63 [5] (0:12.63)	5.28L		0:35.56 +2	
8	2	<b>LEICA BITA FUN</b> Justin Huxtable	9	65.0 600m	0:11.30 600m	0:12.34 [8] (0:12.34)	6.02L		0:35.18 +6	
9	10	<b>SHADOW PROJECT</b> Jackson Murphy	3	63.2 600m	0:11.54 1400m	0:13.53 [9] (0:13.53)	15.01L		0:36.85 +2	

Scratched: Flamenco Rose (#11), Roy's Road (#4)



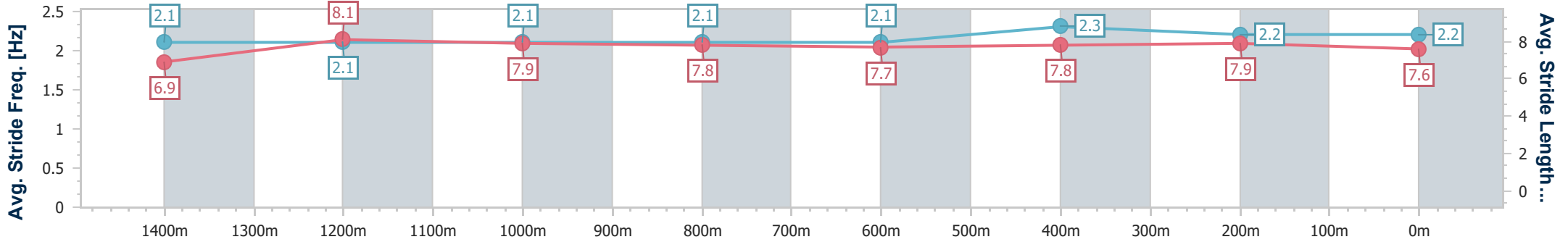
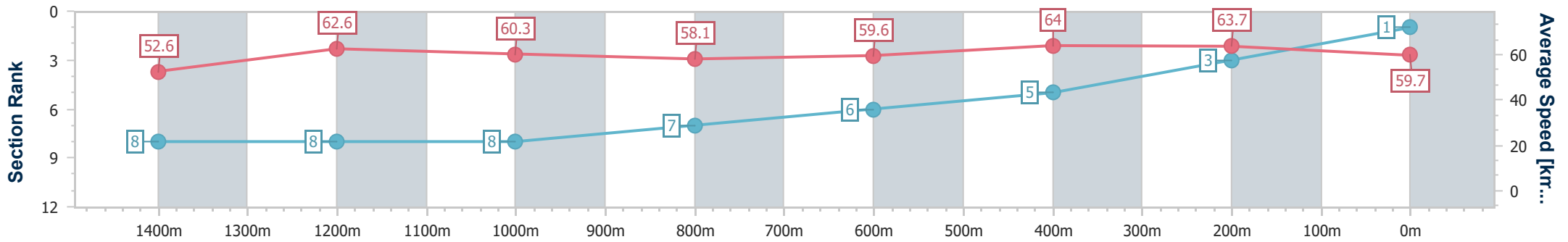
Horse/Jockey Name	Mighty Judd
Final Rank	1
Fastest Section Time (Section)	0:11.30 (600m)
Top Speed [km/h] (Section)	65.0 (600m)
Race State	Finished



Rockhampton QLD Professional  
 Race 5: Pac Plus BM55 Handicap - 1600m  
 04 October 2024 - 15:50  
 Track Rating: Good 4, Weather: Fine, Rail Position: +0.5m Entire



Section	Overall	1400m	1200m	1000m	800m	600m	400m	200m
Section Times	1:36.26 [1] (0:13.70)	1:22.56 [8] (0:11.50)	1:11.06 [8] (0:11.93)	0:59.13 [8] (0:12.29)	0:46.84 [7] (0:12.18)	0:34.66 [6] (0:11.30)	0:23.36 [5] (0:11.31)	0:12.05 [3] (0:12.05)
Average Speed [km/h]	52.6	62.6	60.3	58.1	59.6	64.0	63.7	59.7
Top Speed [km/h]	64.2	63.4	61.9	60.1	61.7	65.0	64.8	61.8
Avg. Dist. to Rail [m]	4.6	1.2	1.4	1.4	1.5	4.9	4.8	4.5
Avg. Stride Freq. [Hz]	2.1	2.1	2.1	2.1	2.1	2.3	2.2	2.2
Avg. Stride Length [m]	6.9	8.1	7.9	7.8	7.7	7.8	7.9	7.6



- [ ] Ranking at each section and finish
- .-.- No data available at this section
- NA No data available



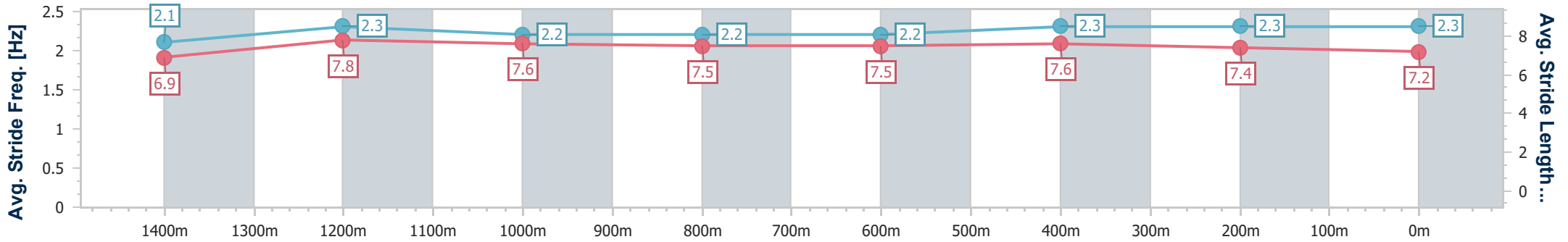
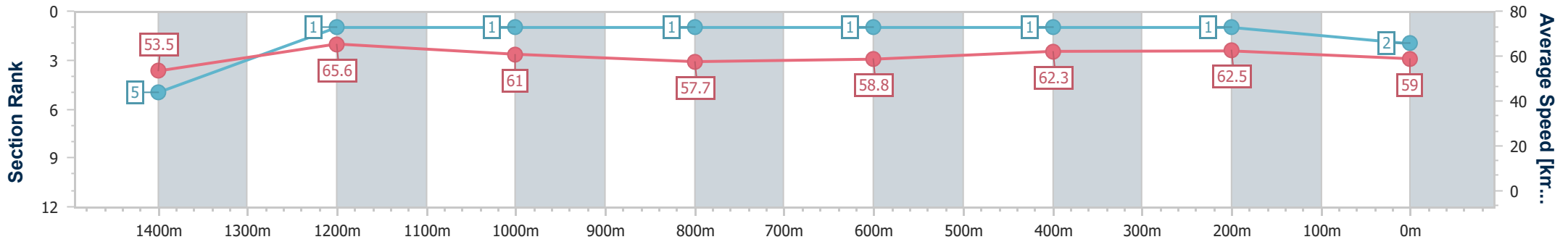
Horse/Jockey Name	Street Glory
Final Rank	2
Fastest Section Time (Section)	0:10.98 (1400m)
Top Speed [km/h] (Section)	66.1 (1400m)
Race State	Finished



Rockhampton QLD Professional  
 Race 5: Pac Plus BM55 Handicap - 1600m  
 04 October 2024 - 15:50  
 Track Rating: Good 4, Weather: Fine, Rail Position: +0.5m Entire



Section	Overall	1400m	1200m	1000m	800m	600m	400m	200m
Section Times	1:36.29 [2] (0:13.47)	1:22.82 [5] (0:10.98)	1:11.84 [1] (0:11.81)	1:00.03 [1] (0:12.42)	0:47.61 [1] (0:12.31)	0:35.30 [1] (0:11.58)	0:23.72 [1] (0:11.53)	0:12.19 [1] (0:12.19)
Average Speed [km/h]	53.5	65.6	61.0	57.7	58.8	62.3	62.5	59.0
Top Speed [km/h]	65.6	66.1	64.5	58.5	60.4	63.1	63.3	61.3
Avg. Dist. to Rail [m]	8.2	2.9	0.7	0.7	0.7	2.0	2.0	2.5
Avg. Stride Freq. [Hz]	2.1	2.3	2.2	2.2	2.2	2.3	2.3	2.3
Avg. Stride Length [m]	6.9	7.8	7.6	7.5	7.5	7.6	7.4	7.2



- [ ] Ranking at each section and finish
- .-.- No data available at this section
- NA No data available



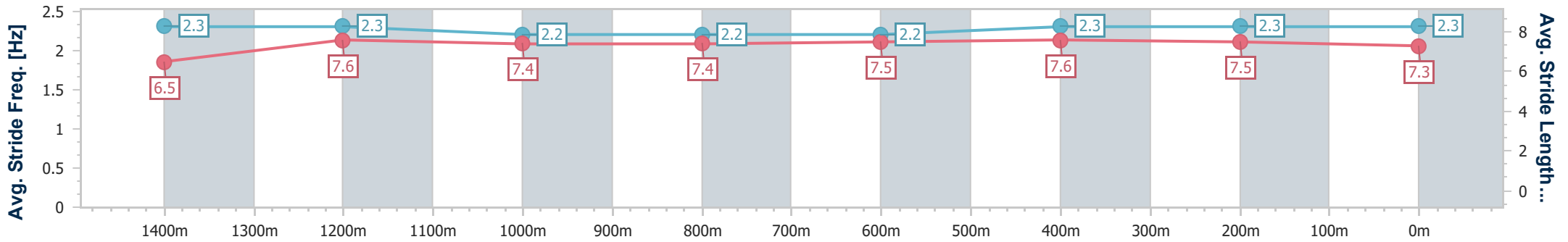
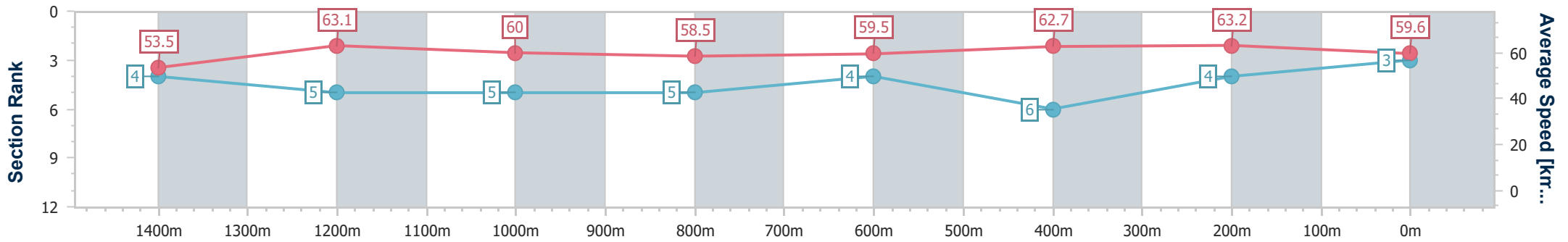
Horse/Jockey Name	EI Of A Seniorita
Final Rank	3
Fastest Section Time (Section)	0:11.39 (400m)
Top Speed [km/h] (Section)	64.5 (1400m)
Race State	Finished



Rockhampton QLD Professional  
 Race 5: Pac Plus BM55 Handicap - 1600m  
 04 October 2024 - 15:50  
 Track Rating: Good 4, Weather: Fine, Rail Position: +0.5m Entire



Section	Overall	1400m	1200m	1000m	800m	600m	400m	200m
Section Times	1:36.52 [3] (0:13.46)	1:23.06 [4] (0:11.42)	1:11.64 [5] (0:12.01)	0:59.63 [5] (0:12.37)	0:47.26 [5] (0:12.26)	0:35.00 [4] (0:11.53)	0:23.47 [6] (0:11.39)	0:12.08 [4] (0:12.08)
Average Speed [km/h]	53.5	63.1	60.0	58.5	59.5	62.7	63.2	59.6
Top Speed [km/h]	64.5	64.5	62.2	59.8	60.7	63.9	63.8	62.5
Avg. Dist. to Rail [m]	3.2	0.6	0.3	0.9	1.8	3.4	5.2	6.9
Avg. Stride Freq. [Hz]	2.3	2.3	2.2	2.2	2.2	2.3	2.3	2.3
Avg. Stride Length [m]	6.5	7.6	7.4	7.4	7.5	7.6	7.5	7.3



- [ ] Ranking at each section and finish
- .-.- No data available at this section
- NA No data available



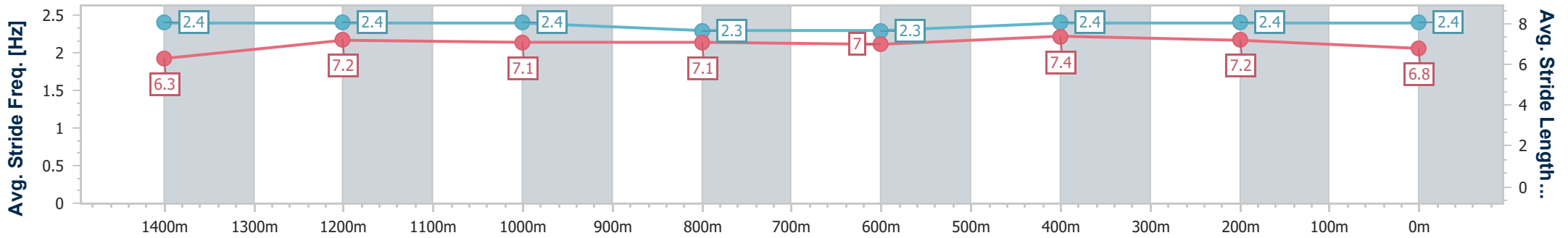
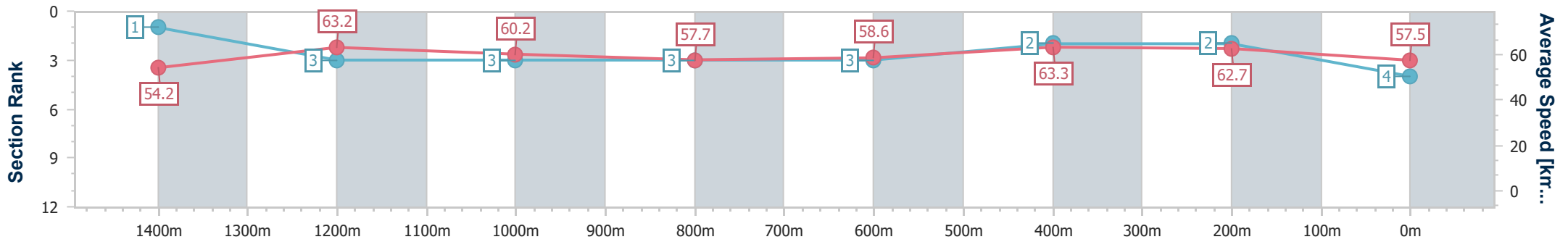
Horse/Jockey Name	Holy Crown
Final Rank	4
Fastest Section Time (Section)	0:11.38 (600m)
Top Speed [km/h] (Section)	65.3 (600m)
Race State	Finished



Rockhampton QLD Professional  
 Race 5: Pac Plus BM55 Handicap - 1600m  
 04 October 2024 - 15:50  
 Track Rating: Good 4, Weather: Fine, Rail Position: +0.5m Entire



Section	Overall	1400m	1200m	1000m	800m	600m	400m	200m
Section Times	1:36.68 [4] (0:13.30)	1:23.38 [1] (0:11.41)	1:11.97 [3] (0:11.91)	1:00.06 [3] (0:12.33)	0:47.73 [3] (0:12.33)	0:35.40 [3] (0:11.38)	0:24.02 [2] (0:11.48)	0:12.54 [2] (0:12.54)
Average Speed [km/h]	54.2	63.2	60.2	57.7	58.6	63.3	62.7	57.5
Top Speed [km/h]	65.1	64.6	62.7	58.9	60.9	65.3	64.4	60.5
Avg. Dist. to Rail [m]	4.9	1.7	1.9	2.2	1.2	2.9	3.7	3.8
Avg. Stride Freq. [Hz]	2.4	2.4	2.4	2.3	2.3	2.4	2.4	2.4
Avg. Stride Length [m]	6.3	7.2	7.1	7.1	7.0	7.4	7.2	6.8



- [ ] Ranking at each section and finish
- .-.- No data available at this section
- NA No data available





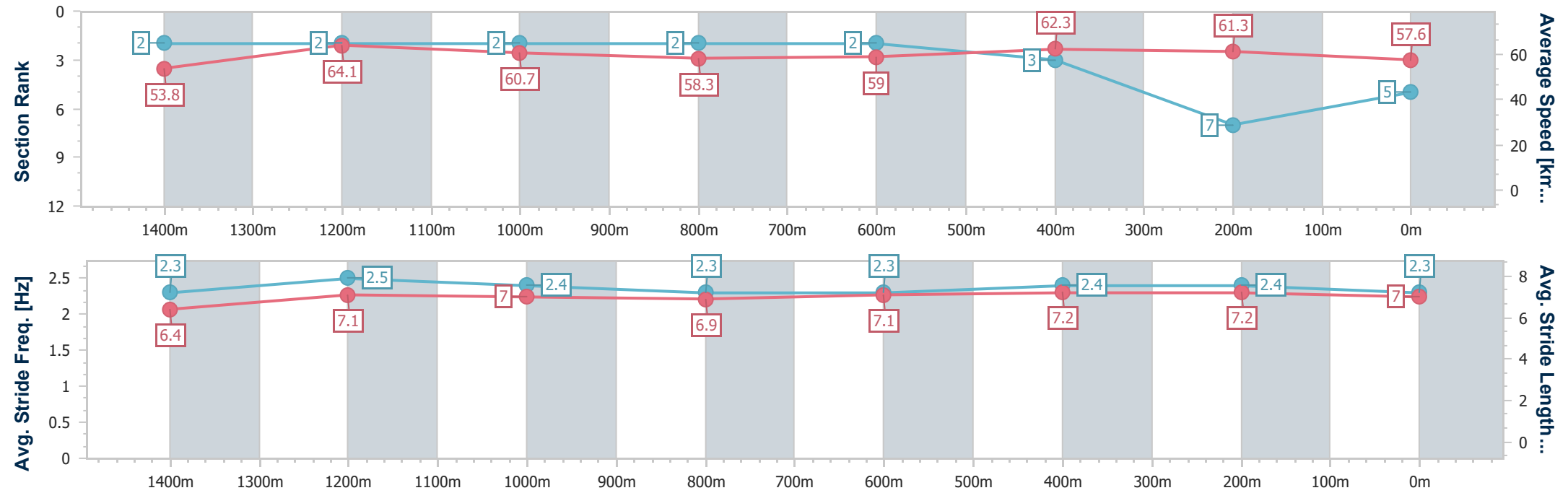
Horse/Jockey Name	Young Henry
Final Rank	5
Fastest Section Time (Section)	0:11.23 (1400m)
Top Speed [km/h] (Section)	65.1 (Overall)
Race State	Finished



Rockhampton QLD Professional  
 Race 5: Pac Plus BM55 Handicap - 1600m  
 04 October 2024 - 15:50  
 Track Rating: Good 4, Weather: Fine, Rail Position: +0.5m Entire



Section	Overall	1400m	1200m	1000m	800m	600m	400m	200m
Section Times	1:37.08 [5] (0:13.39)	1:23.69 [2] (0:11.23)	1:12.46 [2] (0:11.83)	1:00.63 [2] (0:12.38)	0:48.25 [2] (0:12.44)	0:35.81 [2] (0:11.59)	0:24.22 [3] (0:11.74)	0:12.48 [7] (0:12.48)
Average Speed [km/h]	53.8	64.1	60.7	58.3	59.0	62.3	61.3	57.6
Top Speed [km/h]	65.1	64.9	62.1	60.1	61.4	63.5	62.5	59.7
Avg. Dist. to Rail [m]	5.7	0.8	0.4	0.3	2.4	3.6	3.5	3.9
Avg. Stride Freq. [Hz]	2.3	2.5	2.4	2.3	2.3	2.4	2.4	2.3
Avg. Stride Length [m]	6.4	7.1	7.0	6.9	7.1	7.2	7.2	7.0



- [ ] Ranking at each section and finish
- .-.- No data available at this section
- NA No data available



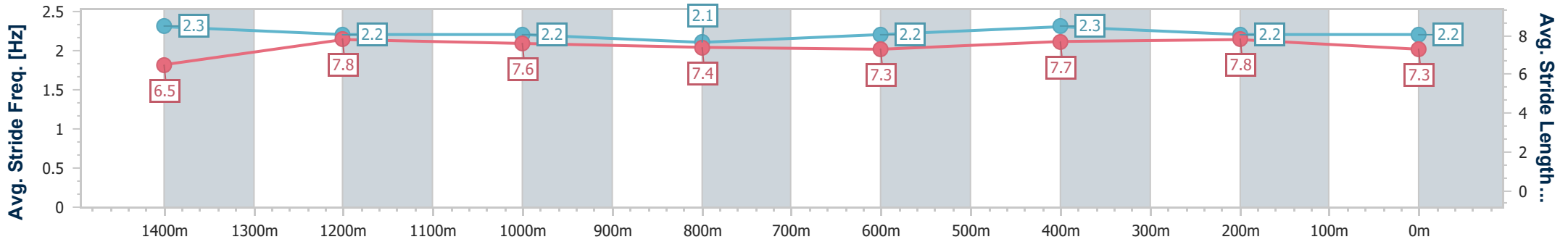
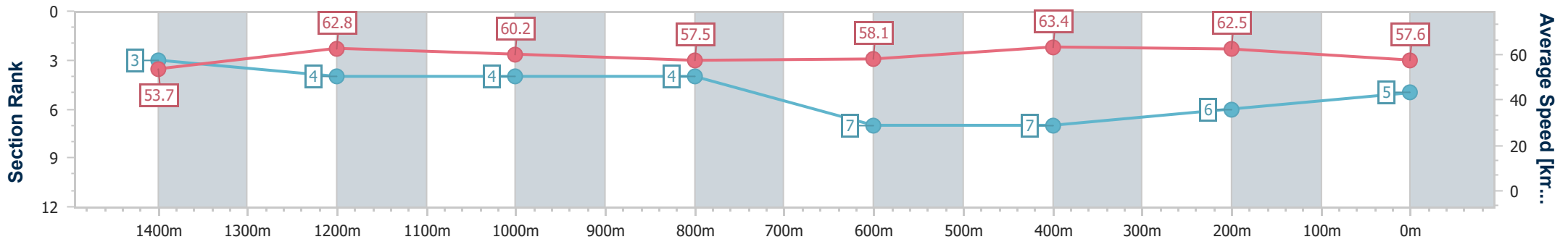
Horse/Jockey Name	Mr Grey
Final Rank	5
Fastest Section Time (Section)	0:11.37 (600m)
Top Speed [km/h] (Section)	64.8 (600m)
Race State	Finished



Rockhampton QLD Professional  
 Race 5: Pac Plus BM55 Handicap - 1600m  
 04 October 2024 - 15:50  
 Track Rating: Good 4, Weather: Fine, Rail Position: +0.5m Entire



Section	Overall	1400m	1200m	1000m	800m	600m	400m	200m
Section Times	1:37.08 [5] (0:13.42)	1:23.66 [3] (0:11.45)	1:12.21 [4] (0:11.95)	1:00.26 [4] (0:12.43)	0:47.83 [4] (0:12.43)	0:35.40 [7] (0:11.37)	0:24.03 [7] (0:11.52)	0:12.51 [6] (0:12.51)
Average Speed [km/h]	53.7	62.8	60.2	57.5	58.1	63.4	62.5	57.6
Top Speed [km/h]	64.0	63.7	62.7	59.7	60.0	64.8	64.6	60.3
Avg. Dist. to Rail [m]	2.4	0.9	1.0	1.1	0.7	1.3	0.4	0.6
Avg. Stride Freq. [Hz]	2.3	2.2	2.2	2.1	2.2	2.3	2.2	2.2
Avg. Stride Length [m]	6.5	7.8	7.6	7.4	7.3	7.7	7.8	7.3



- [ ] Ranking at each section and finish
- .-.- No data available at this section
- NA No data available



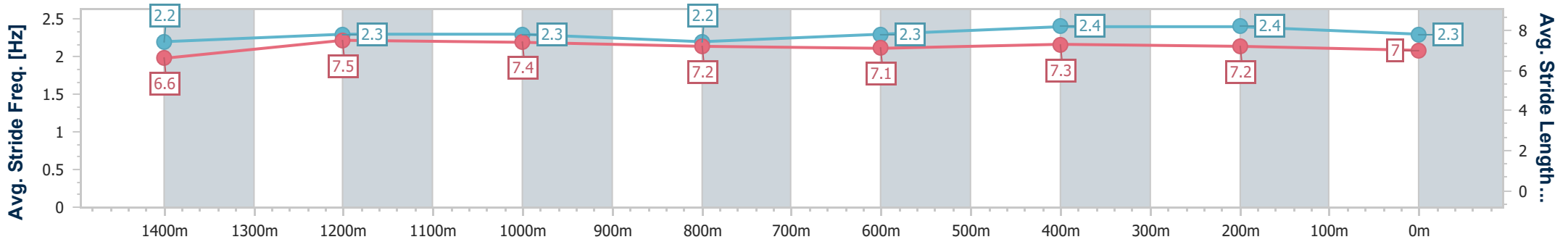
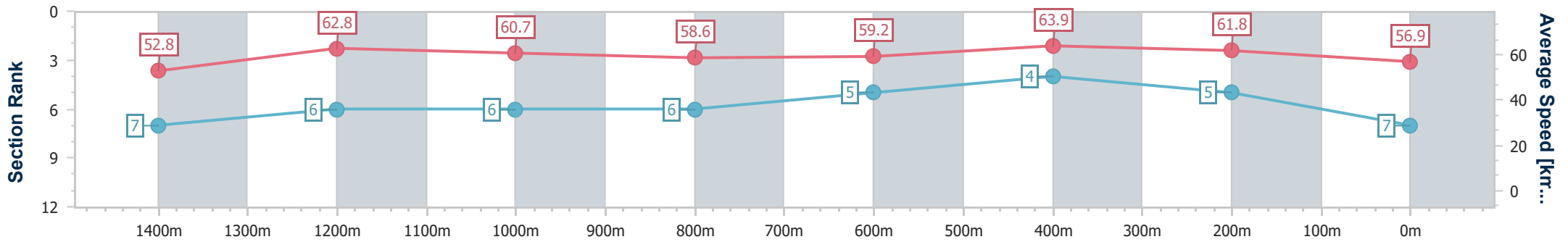
Horse/Jockey Name	Pheeble's Spirit
Final Rank	7
Fastest Section Time (Section)	0:11.28 (600m)
Top Speed [km/h] (Section)	65.3 (600m)
Race State	Finished



Rockhampton QLD Professional  
 Race 5: Pac Plus BM55 Handicap - 1600m  
 04 October 2024 - 15:50  
 Track Rating: Good 4, Weather: Fine, Rail Position: +0.5m Entire



Section	Overall	1400m	1200m	1000m	800m	600m	400m	200m
Section Times	1:37.16 [7] (0:13.66)	1:23.50 [7] (0:11.47)	1:12.03 [6] (0:11.89)	1:00.14 [6] (0:12.34)	0:47.80 [6] (0:12.24)	0:35.56 [5] (0:11.28)	0:24.28 [4] (0:11.65)	0:12.63 [5] (0:12.63)
Average Speed [km/h]	52.8	62.8	60.7	58.6	59.2	63.9	61.8	56.9
Top Speed [km/h]	62.1	63.6	62.4	59.3	60.9	65.3	63.3	60.0
Avg. Dist. to Rail [m]	9.5	3.0	2.2	1.5	0.9	4.2	6.3	6.3
Avg. Stride Freq. [Hz]	2.2	2.3	2.3	2.2	2.3	2.4	2.4	2.3
Avg. Stride Length [m]	6.6	7.5	7.4	7.2	7.1	7.3	7.2	7.0



- [ ] Ranking at each section and finish
- .-.- No data available at this section
- NA No data available



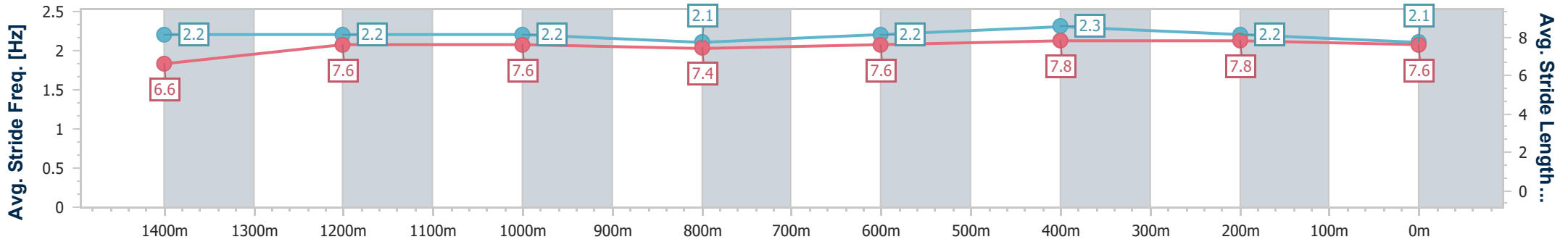
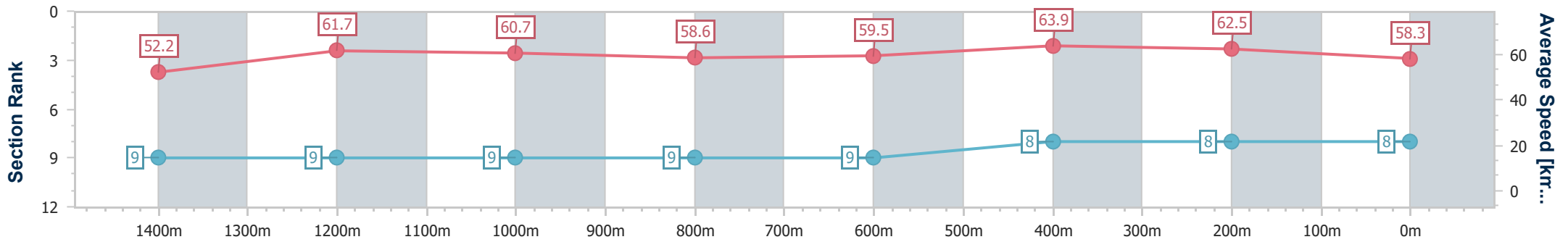
Horse/Jockey Name	Leica Bita Fun
Final Rank	8
Fastest Section Time (Section)	0:11.30 (600m)
Top Speed [km/h] (Section)	65.0 (600m)
Race State	Finished



Rockhampton QLD Professional  
 Race 5: Pac Plus BM55 Handicap - 1600m  
 04 October 2024 - 15:50  
 Track Rating: Good 4, Weather: Fine, Rail Position: +0.5m Entire



Section	Overall	1400m	1200m	1000m	800m	600m	400m	200m
Section Times	1:37.29 [8] (0:13.80)	1:23.49 [9] (0:11.68)	1:11.81 [9] (0:11.86)	0:59.95 [9] (0:12.34)	0:47.61 [9] (0:12.43)	0:35.18 [9] (0:11.30)	0:23.88 [8] (0:11.54)	0:12.34 [8] (0:12.34)
Average Speed [km/h]	52.2	61.7	60.7	58.6	59.5	63.9	62.5	58.3
Top Speed [km/h]	61.2	62.6	61.8	61.3	61.6	65.0	64.3	61.2
Avg. Dist. to Rail [m]	10.2	1.8	0.3	0.8	3.3	6.8	6.6	7.9
Avg. Stride Freq. [Hz]	2.2	2.2	2.2	2.1	2.2	2.3	2.2	2.1
Avg. Stride Length [m]	6.6	7.6	7.6	7.4	7.6	7.8	7.8	7.6



- [ ] Ranking at each section and finish
- .-.- No data available at this section
- NA No data available



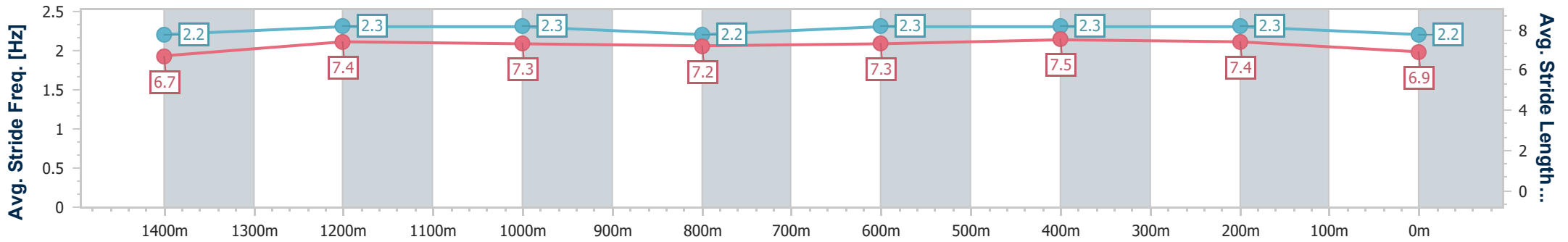
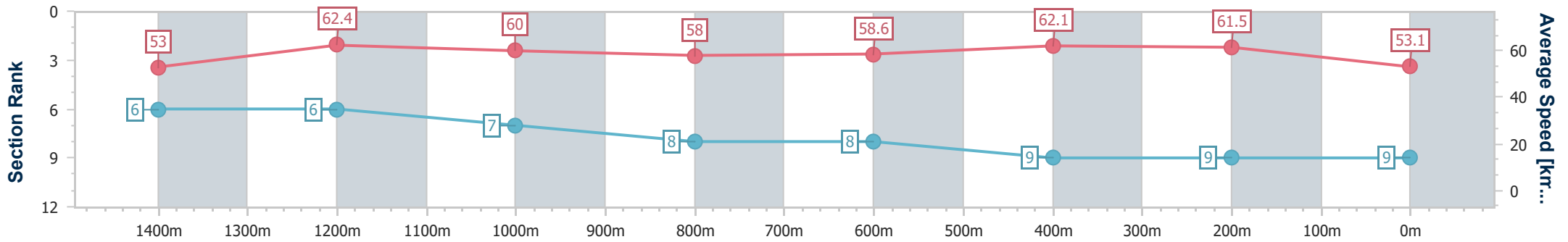
Horse/Jockey Name	Shadow Project
Final Rank	9
Fastest Section Time (Section)	0:11.54 (1400m)
Top Speed [km/h] (Section)	63.2 (600m)
Race State	Finished



Rockhampton QLD Professional  
 Race 5: Pac Plus BM55 Handicap - 1600m  
 04 October 2024 - 15:50  
 Track Rating: Good 4, Weather: Fine, Rail Position: +0.5m Entire



Section	Overall	1400m	1200m	1000m	800m	600m	400m	200m
Section Times	1:38.81 [9] (0:13.59)	1:25.22 [6] (0:11.54)	1:13.68 [6] (0:12.00)	1:01.68 [7] (0:12.44)	0:49.24 [8] (0:12.39)	0:36.85 [8] (0:11.60)	0:25.25 [9] (0:11.72)	0:13.53 [9] (0:13.53)
Average Speed [km/h]	53.0	62.4	60.0	58.0	58.6	62.1	61.5	53.1
Top Speed [km/h]	62.9	62.9	62.0	59.3	59.8	63.2	62.4	60.2
Avg. Dist. to Rail [m]	4.0	0.1	0.3	0.5	1.1	3.5	5.2	6.4
Avg. Stride Freq. [Hz]	2.2	2.3	2.3	2.2	2.3	2.3	2.3	2.2
Avg. Stride Length [m]	6.7	7.4	7.3	7.2	7.3	7.5	7.4	6.9



- [ ] Ranking at each section and finish
- .-.-.- No data available at this section
- NA No data available



# Rockhampton QLD Professional

## Race 6: Rossco's Pizza BM70 Handicap - 1400m

04 October 2024 - 16:27



Track Rating: Good 4, Weather: Fine, Rail Position: +0.5m Entire

Section												Last 600m	
Field Times		Overall	1200m	1000m	800m	600m	400m						0:35.24
		1:21.90 (0:12.81)	1:09.09 (0:10.71)	0:58.38 (0:11.30)	0:47.08 (0:11.84)	0:35.24 (0:11.47)	0:23.77 (0:11.58)						
Rank	TAB	Horse/Jockey	Barrier	Top Speed [km/h]	Fastest Section	Overall	1200m	1000m	800m	600m	400m	Last 600m	Distance Travelled [m]
1	2	<b>KATHY'S BEAU</b> Justin Stanley	8	69.8 1200m	0:10.60 1200m	1:21.90 [1] (0:12.92)	1:08.98 [3] (0:10.60)	0:58.38 [1] (0:11.30)	0:47.08 [1] (0:11.84)	0:35.24 [1] (0:11.47)	0:23.77 [1] (0:11.58)	0:35.24	
2	3	<b>BENCOOLEN</b> Ryan Wiggins	9	66.9 600m	0:11.00 1200m	1:22.18 [2] (0:13.51)	1:08.67 [9] (0:11.00)	0:57.67 [9] (0:11.30)	0:46.37 [9] (0:11.84)	0:34.53 [9] (0:11.02)	0:23.51 [6] (0:11.21)	0:34.53	-1
3	8	<b>POET'S DAY</b> Melea Castle	4	67.7 1200m	0:10.88 1200m	1:22.48 [3] (0:12.81)	1:09.67 [1] (0:10.88)	0:58.79 [3] (0:11.38)	0:47.41 [3] (0:11.95)	0:35.46 [3] (0:11.41)	0:24.05 [3] (0:11.64)	0:35.46	+2
4	9	<b>ALEACO</b> Jackson Murphy	5	68.0 1200m	0:10.93 1200m	1:22.53 [4] (0:13.18)	1:09.35 [6] (0:10.93)	0:58.42 [6] (0:11.37)	0:47.05 [6] (0:11.79)	0:35.26 [5] (0:11.21)	0:24.05 [4] (0:11.59)	0:35.26	+0
5	5	<b>I PROMISE YOU</b> Olivia Kendal	6	68.0 Overall	0:10.83 1200m	1:22.83 [5] (0:12.85)	1:09.98 [2] (0:10.83)	0:59.15 [2] (0:11.24)	0:47.91 [2] (0:11.89)	0:36.02 [2] (0:11.51)	0:24.51 [2] (0:11.74)	0:36.02	+4
6	4	<b>SRINI</b> Justin Huxtable	7	66.9 1200m	0:10.89 1200m	1:22.90 [6] (0:13.45)	1:09.45 [8] (0:10.89)	0:58.56 [8] (0:11.37)	0:47.19 [8] (0:11.83)	0:35.36 [8] (0:11.37)	0:23.99 [9] (0:11.57)	0:35.36	+1
7	6	<b>FROSTIN'</b> Tasha Chambers	2	68.1 Overall	0:10.81 1200m	1:22.99 [7] (0:13.07)	1:09.92 [5] (0:10.81)	0:59.11 [4] (0:11.34)	0:47.77 [4] (0:12.13)	0:35.64 [6] (0:11.34)	0:24.30 [7] (0:11.76)	0:35.64	+12
8	10	<b>MILKY ROCKET</b> Adam Sewell	3	66.6 1200m	0:10.97 1200m	1:23.02 [8] (0:13.23)	1:09.79 [7] (0:10.97)	0:58.82 [7] (0:11.37)	0:47.45 [7] (0:11.88)	0:35.57 [7] (0:11.40)	0:24.17 [8] (0:11.66)	0:35.57	+1
9	1	<b>GRAND DE LAGO</b> Amy Graham	1	66.4 Overall	0:10.95 1200m	1:23.27 [9] (0:12.99)	1:10.28 [4] (0:10.95)	0:59.33 [5] (0:11.49)	0:47.84 [5] (0:11.82)	0:36.02 [4] (0:11.41)	0:24.61 [5] (0:11.80)	0:36.02	+1

Scratched: Connewarre (#7)

[ ] Ranking at each section and finish  
 -:-:- No data available at this section  
 NA No data available

SCN Saddle cloth number  
 DNF Did not finish  
 DNT Did not track



# Rockhampton QLD Professional

## Race 6: Rossco's Pizza BM70 Handicap - 1400m

04 October 2024 - 16:27



Track Rating: Good 4, Weather: Fine, Rail Position: +0.5m Entire

Section							200m			Last 600m
Field Times							0:12.19			0:35.24
							(0:12.19)			
Rank	TAB	Horse/Jockey	Barrier	Top Speed [km/h]	Fastest Section	Margin			Distance Travelled [m]	
1	2	<b>KATHY'S BEAU</b>	8	69.8	0:10.60	0:12.19 [1]	1:21.90		0:35.24	
		Justin Stanley		1200m	1200m	(0:12.19)				
2	3	<b>BENCOOLEN</b>	9	66.9	0:11.00	0:12.30 [2]	1.64L		0:34.53 -1	
		Ryan Wiggins		600m	1200m	(0:12.30)				
3	8	<b>POET'S DAY</b>	4	67.7	0:10.88	0:12.41 [4]	3.44L		0:35.46 +2	
		Melea Castle		1200m	1200m	(0:12.41)				
4	9	<b>ALEACO</b>	5	68.0	0:10.93	0:12.46 [5]	3.72L		0:35.26 +0	
		Jackson Murphy		1200m	1200m	(0:12.46)				
5	5	<b>I PROMISE YOU</b>	6	68.0	0:10.83	0:12.77 [3]	5.5L		0:36.02 +4	
		Olivia Kendal		Overall	1200m	(0:12.77)				
6	4	<b>SRINI</b>	7	66.9	0:10.89	0:12.42 [8]	5.9L		0:35.36 +1	
		Justin Huxtable		1200m	1200m	(0:12.42)				
7	6	<b>FROSTIN'</b>	2	68.1	0:10.81	0:12.54 [6]	6.39L		0:35.64 +12	
		Tasha Chambers		Overall	1200m	(0:12.54)				
8	10	<b>MILKY ROCKET</b>	3	66.6	0:10.97	0:12.51 [9]	6.58L		0:35.57 +1	
		Adam Sewell		1200m	1200m	(0:12.51)				
9	1	<b>GRAND DE LAGO</b>	1	66.4	0:10.95	0:12.81 [7]	8.05L		0:36.02 +1	
		Amy Graham		Overall	1200m	(0:12.81)				

Scratched: Connewarre (#7)

[ ] Ranking at each section and finish  
 -:-:- No data available at this section  
 NA No data available

SCN Saddle cloth number  
 DNF Did not finish  
 DNT Did not track



Horse/Jockey Name	Kathy's Beau
Final Rank	1
Fastest Section Time (Section)	0:10.60 (1200m)
Top Speed [km/h] (Section)	69.8 (1200m)
Race State	Finished



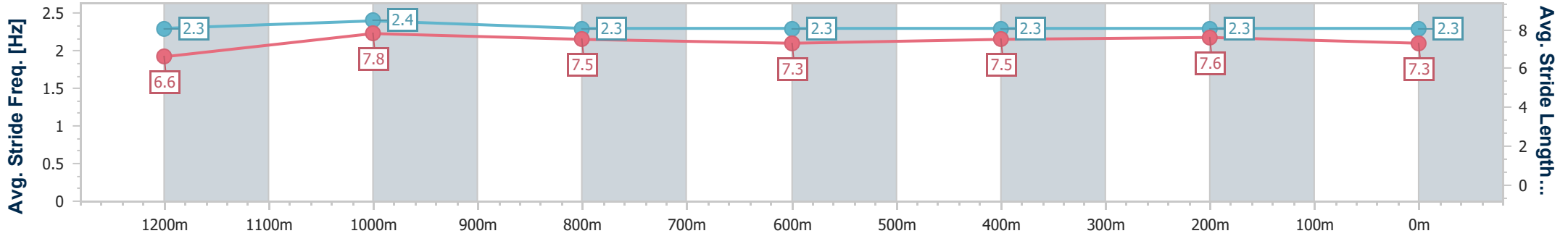
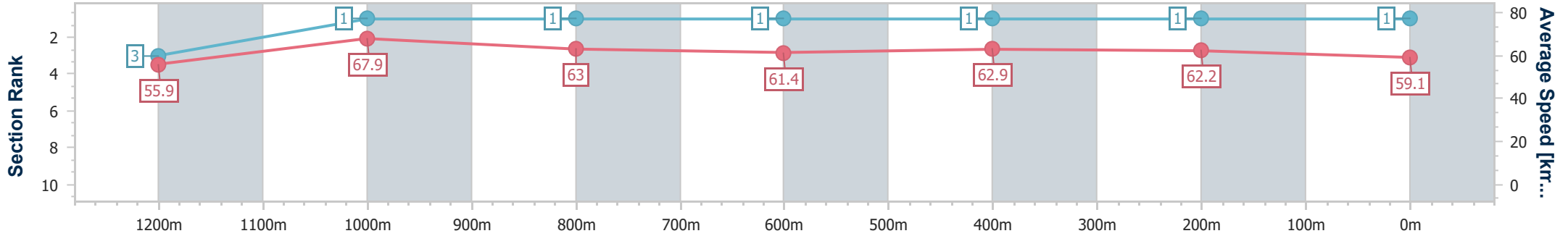
Rockhampton QLD Professional  
Race 6: Rossco's Pizza BM70 Handicap - 1400m

04 October 2024 - 16:27



Track Rating: Good 4, Weather: Fine, Rail Position: +0.5m Entire

Section	Overall	1200m	1000m	800m	600m	400m	200m
Section Times	1:21.90 [1] (0:12.92)	1:08.98 [3] (0:10.60)	0:58.38 [1] (0:11.30)	0:47.08 [1] (0:11.84)	0:35.24 [1] (0:11.47)	0:23.77 [1] (0:11.58)	0:12.19 [1] (0:12.19)
Average Speed [km/h]	55.9	67.9	63.0	61.4	62.9	62.2	59.1
Top Speed [km/h]	67.8	69.8	65.7	62.4	63.5	62.9	61.6
Avg. Dist. to Rail [m]	4.6	0.3	1.8	1.5	3.0	2.5	2.7
Avg. Stride Freq. [Hz]	2.3	2.4	2.3	2.3	2.3	2.3	2.3
Avg. Stride Length [m]	6.6	7.8	7.5	7.3	7.5	7.6	7.3



- [ ] Ranking at each section and finish
- .-.- No data available at this section
- NA No data available





Horse/Jockey Name	Bencoolen
Final Rank	2
Fastest Section Time (Section)	0:11.00 (1200m)
Top Speed [km/h] (Section)	66.9 (600m)
Race State	Finished



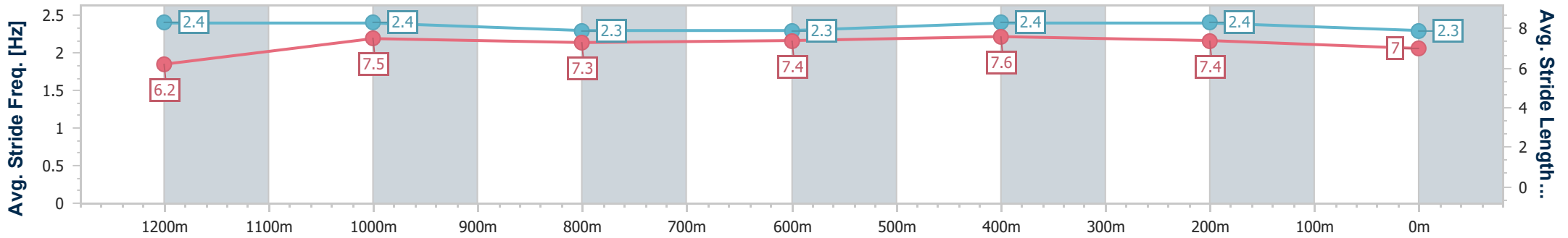
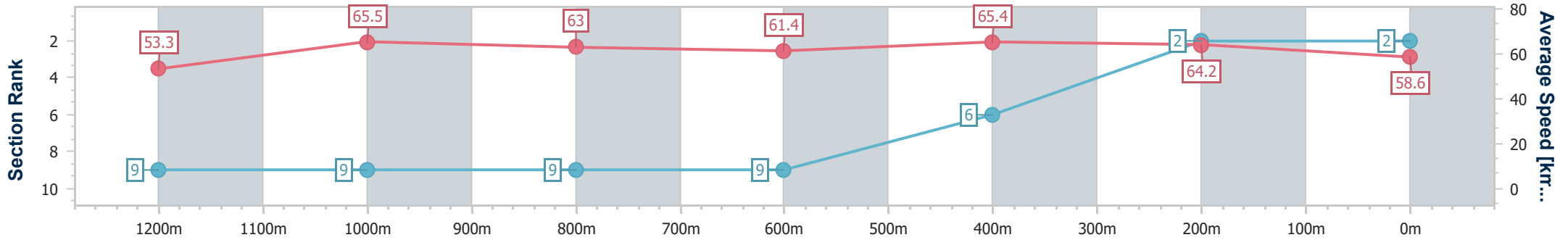
Rockhampton QLD Professional  
Race 6: Rossco's Pizza BM70 Handicap - 1400m

04 October 2024 - 16:27



Track Rating: Good 4, Weather: Fine, Rail Position: +0.5m Entire

Section	Overall	1200m	1000m	800m	600m	400m	200m
Section Times	1:22.18 [2] (0:13.51)	1:08.67 [9] (0:11.00)	0:57.67 [9] (0:11.30)	0:46.37 [9] (0:11.84)	0:34.53 [9] (0:11.02)	0:23.51 [6] (0:11.21)	0:12.30 [2] (0:12.30)
Average Speed [km/h]	53.3	65.5	63.0	61.4	65.4	64.2	58.6
Top Speed [km/h]	65.9	66.6	65.6	62.2	66.9	66.3	62.2
Avg. Dist. to Rail [m]	4.0	0.5	2.0	1.8	6.1	7.2	4.8
Avg. Stride Freq. [Hz]	2.4	2.4	2.3	2.3	2.4	2.4	2.3
Avg. Stride Length [m]	6.2	7.5	7.3	7.4	7.6	7.4	7.0



- [ ] Ranking at each section and finish
- .-.- No data available at this section
- NA No data available



Horse/Jockey Name	Poet's Day
Final Rank	3
Fastest Section Time (Section)	0:10.88 (1200m)
Top Speed [km/h] (Section)	67.7 (1200m)
Race State	Finished



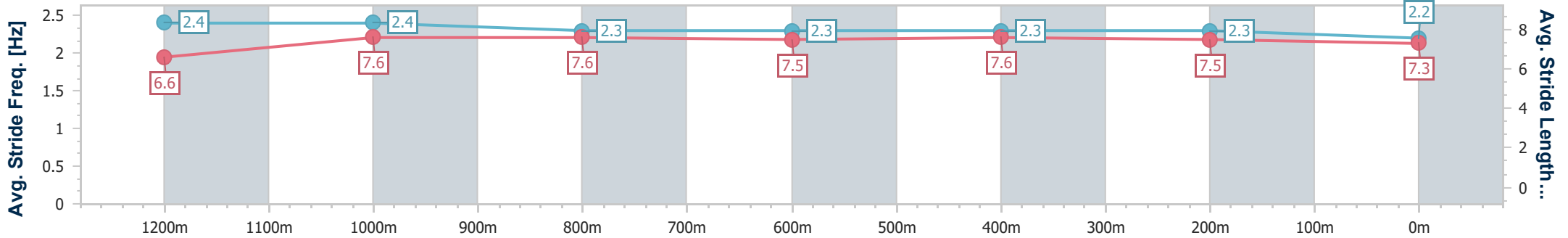
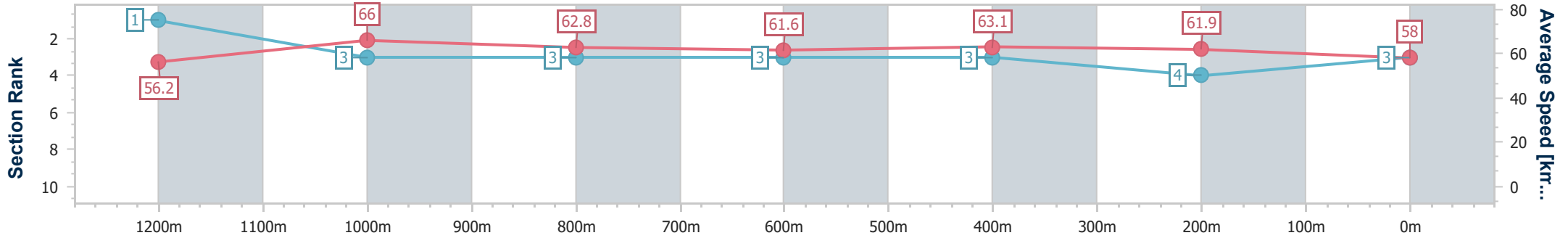
Rockhampton QLD Professional  
Race 6: Rossco's Pizza BM70 Handicap - 1400m

04 October 2024 - 16:27



Track Rating: Good 4, Weather: Fine, Rail Position: +0.5m Entire

Section	Overall	1200m	1000m	800m	600m	400m	200m
Section Times	1:22.48 [3] (0:12.81)	1:09.67 [1] (0:10.88)	0:58.79 [3] (0:11.38)	0:47.41 [3] (0:11.95)	0:35.46 [3] (0:11.41)	0:24.05 [3] (0:11.64)	0:12.41 [4] (0:12.41)
Average Speed [km/h]	56.2	66.0	62.8	61.6	63.1	61.9	58.0
Top Speed [km/h]	67.3	67.7	65.1	62.8	63.8	63.6	60.5
Avg. Dist. to Rail [m]	1.9	1.7	1.5	2.7	4.3	4.2	4.8
Avg. Stride Freq. [Hz]	2.4	2.4	2.3	2.3	2.3	2.3	2.2
Avg. Stride Length [m]	6.6	7.6	7.6	7.5	7.6	7.5	7.3



- [ ] Ranking at each section and finish
- .-.- No data available at this section
- NA No data available



Horse/Jockey Name	Aleaco
Final Rank	4
Fastest Section Time (Section)	0:10.93 (1200m)
Top Speed [km/h] (Section)	68.0 (1200m)
Race State	Finished



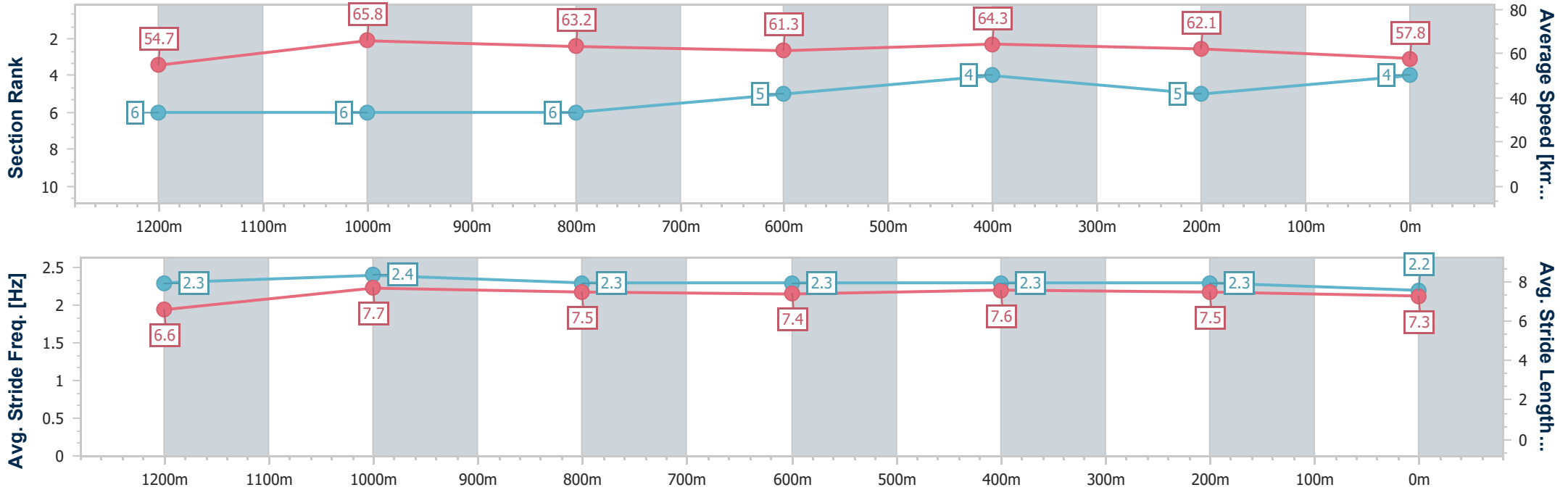
Rockhampton QLD Professional  
Race 6: Rossco's Pizza BM70 Handicap - 1400m

04 October 2024 - 16:27



Track Rating: Good 4, Weather: Fine, Rail Position: +0.5m Entire

Section	Overall	1200m	1000m	800m	600m	400m	200m
Section Times	1:22.53 [4] (0:13.18)	1:09.35 [6] (0:10.93)	0:58.42 [6] (0:11.37)	0:47.05 [6] (0:11.79)	0:35.26 [5] (0:11.21)	0:24.05 [4] (0:11.59)	0:12.46 [5]
Average Speed [km/h]	54.7	65.8	63.2	61.3	64.3	62.1	57.8
Top Speed [km/h]	66.9	68.0	65.8	62.4	65.6	65.5	59.8
Avg. Dist. to Rail [m]	2.5	0.9	0.5	1.3	3.4	4.5	5.4
Avg. Stride Freq. [Hz]	2.3	2.4	2.3	2.3	2.3	2.3	2.2
Avg. Stride Length [m]	6.6	7.7	7.5	7.4	7.6	7.5	7.3



- [ ] Ranking at each section and finish
- .-.- No data available at this section
- NA No data available



Horse/Jockey Name	I Promise You
Final Rank	5
Fastest Section Time (Section)	0:10.83 (1200m)
Top Speed [km/h] (Section)	68.0 (Overall)
Race State	Finished



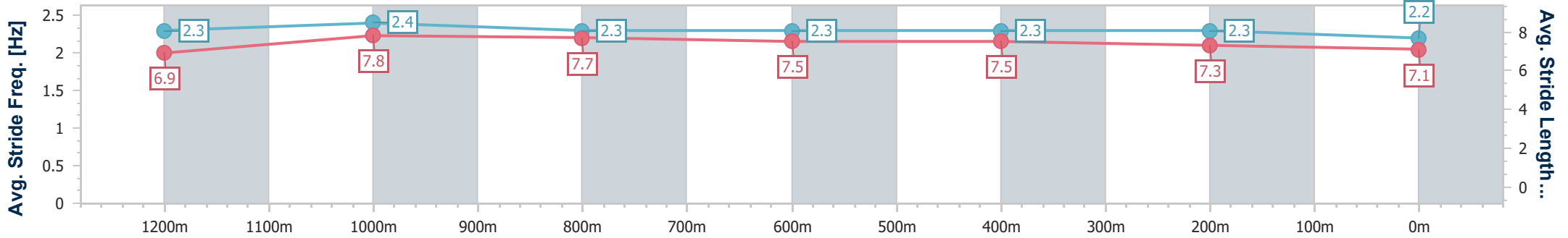
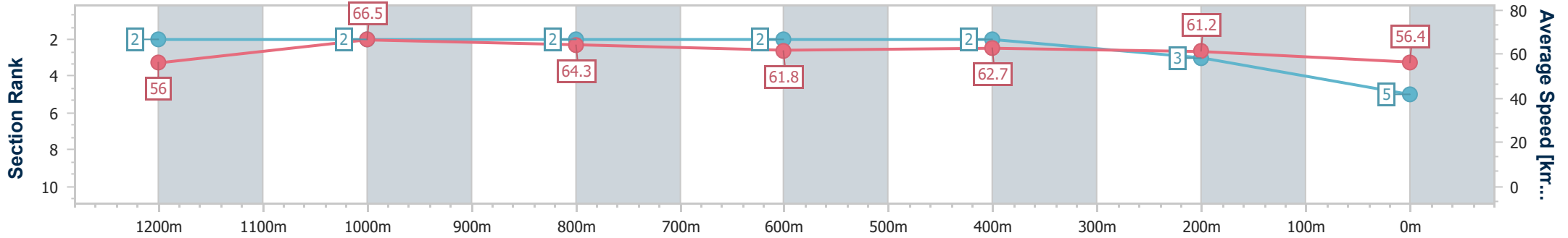
Rockhampton QLD Professional  
Race 6: Rossco's Pizza BM70 Handicap - 1400m

04 October 2024 - 16:27



Track Rating: Good 4, Weather: Fine, Rail Position: +0.5m Entire

Section	Overall	1200m	1000m	800m	600m	400m	200m
Section Times	1:22.83 [5] (0:12.85)	1:09.98 [2] (0:10.83)	0:59.15 [2] (0:11.24)	0:47.91 [2] (0:11.89)	0:36.02 [2] (0:11.51)	0:24.51 [2] (0:11.74)	0:12.77 [3] (0:12.77)
Average Speed [km/h]	56.0	66.5	64.3	61.8	62.7	61.2	56.4
Top Speed [km/h]	68.0	67.7	65.6	62.3	63.0	62.9	59.9
Avg. Dist. to Rail [m]	3.9	0.2	0.7	2.5	4.0	4.7	5.0
Avg. Stride Freq. [Hz]	2.3	2.4	2.3	2.3	2.3	2.3	2.2
Avg. Stride Length [m]	6.9	7.8	7.7	7.5	7.5	7.3	7.1



- [ ] Ranking at each section and finish
- .-.-.- No data available at this section
- NA No data available



Horse/Jockey Name	Srini
Final Rank	6
Fastest Section Time (Section)	0:10.89 (1200m)
Top Speed [km/h] (Section)	66.9 (1200m)
Race State	Finished



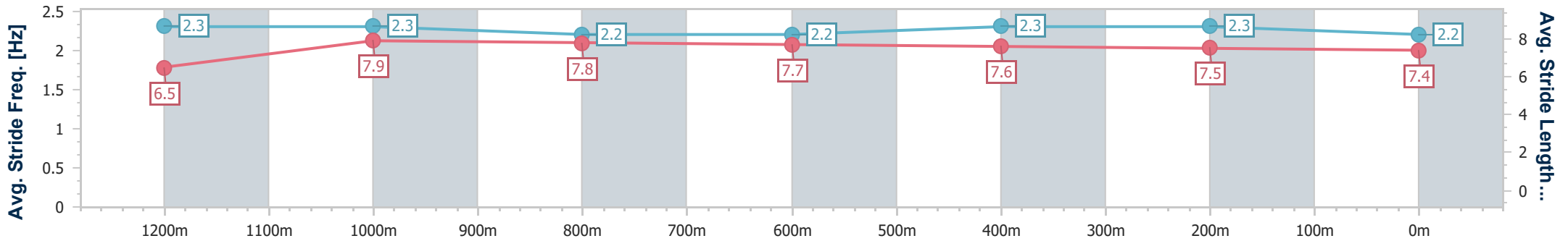
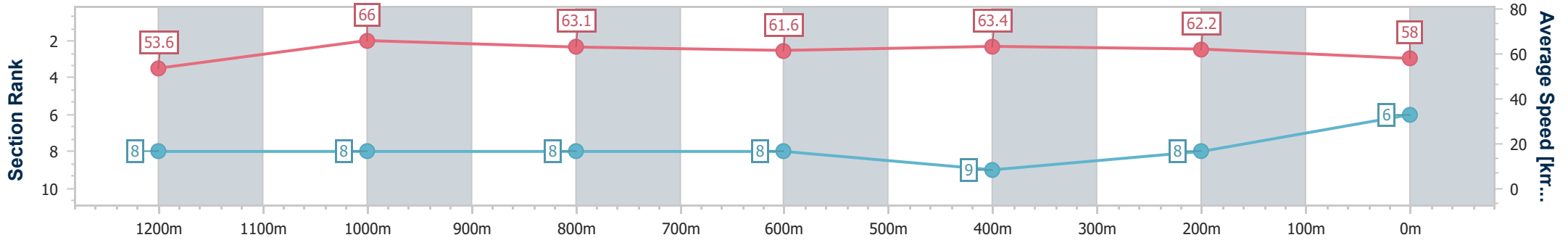
Rockhampton QLD Professional  
Race 6: Rossco's Pizza BM70 Handicap - 1400m

04 October 2024 - 16:27



Track Rating: Good 4, Weather: Fine, Rail Position: +0.5m Entire

Section	Overall	1200m	1000m	800m	600m	400m	200m
Section Times	1:22.90 [6] (0:13.45)	1:09.45 [8] (0:10.89)	0:58.56 [8] (0:11.37)	0:47.19 [8] (0:11.83)	0:35.36 [8] (0:11.37)	0:23.99 [9] (0:11.57)	0:12.42 [8]
Average Speed [km/h]	53.6	66.0	63.1	61.6	63.4	62.2	58.0
Top Speed [km/h]	66.1	66.9	65.9	62.9	64.3	63.9	60.7
Avg. Dist. to Rail [m]	3.1	0.7	0.7	1.5	2.3	2.9	3.3
Avg. Stride Freq. [Hz]	2.3	2.3	2.2	2.2	2.3	2.3	2.2
Avg. Stride Length [m]	6.5	7.9	7.8	7.7	7.6	7.5	7.4



- [ ] Ranking at each section and finish
- .-.- No data available at this section
- NA No data available



Horse/Jockey Name	Frostin'
Final Rank	7
Fastest Section Time (Section)	0:10.81 (1200m)
Top Speed [km/h] (Section)	68.1 (Overall)
Race State	Finished



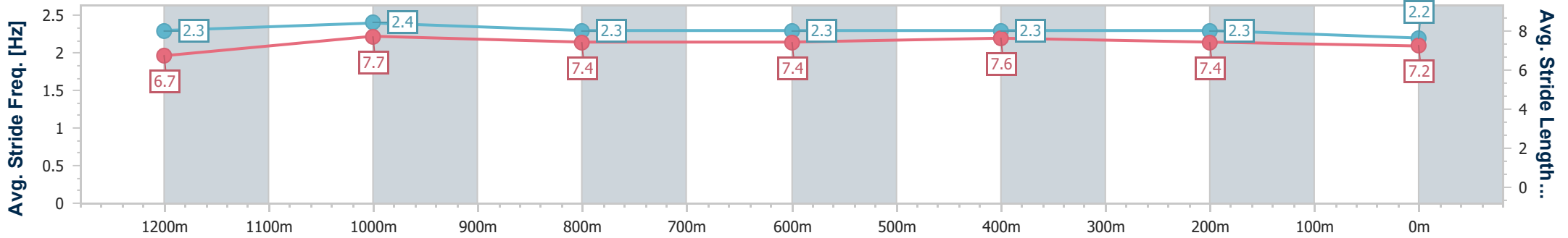
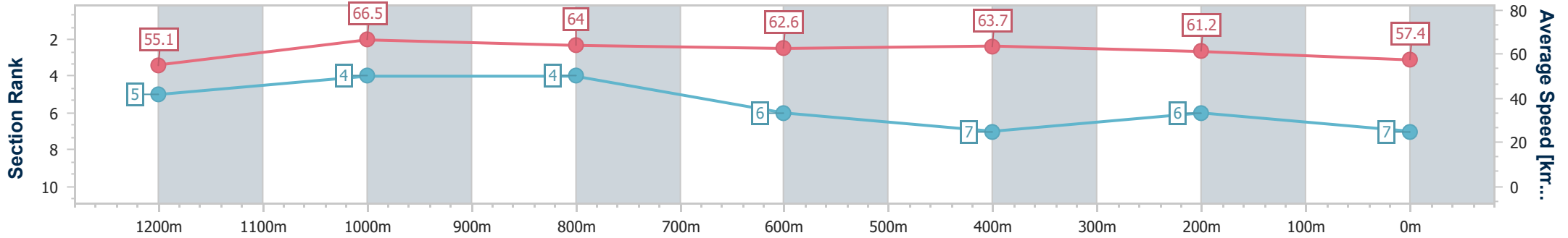
Rockhampton QLD Professional  
Race 6: Rossco's Pizza BM70 Handicap - 1400m

04 October 2024 - 16:27



Track Rating: Good 4, Weather: Fine, Rail Position: +0.5m Entire

Section	Overall	1200m	1000m	800m	600m	400m	200m
Section Times	1:22.99 [7] (0:13.07)	1:09.92 [5] (0:10.81)	0:59.11 [4] (0:11.34)	0:47.77 [4] (0:12.13)	0:35.64 [6] (0:11.34)	0:24.30 [7] (0:11.76)	0:12.54 [6]
Average Speed [km/h]	55.1	66.5	64.0	62.6	63.7	61.2	57.4
Top Speed [km/h]	68.1	67.3	65.2	63.4	64.4	63.7	59.9
Avg. Dist. to Rail [m]	0.9	0.4	1.2	6.4	5.6	5.3	4.2
Avg. Stride Freq. [Hz]	2.3	2.4	2.3	2.3	2.3	2.3	2.2
Avg. Stride Length [m]	6.7	7.7	7.4	7.4	7.6	7.4	7.2



- [ ] Ranking at each section and finish
- .-.- No data available at this section
- NA No data available



Horse/Jockey Name	Milky Rocket
Final Rank	8
Fastest Section Time (Section)	0:10.97 (1200m)
Top Speed [km/h] (Section)	66.6 (1200m)
Race State	Finished



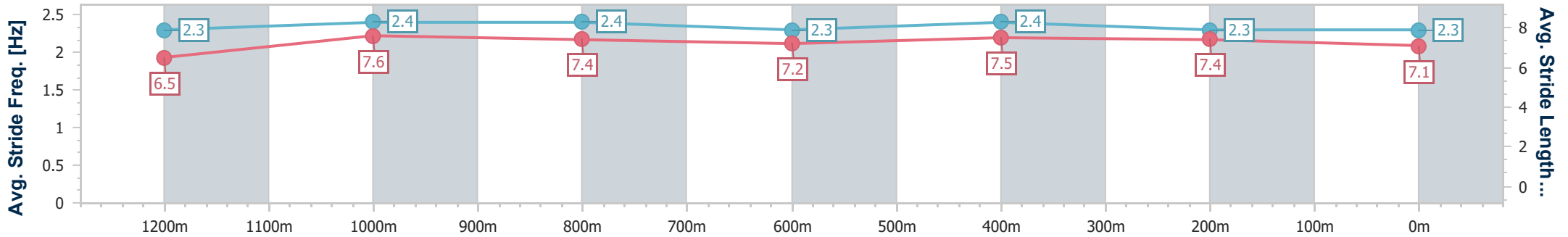
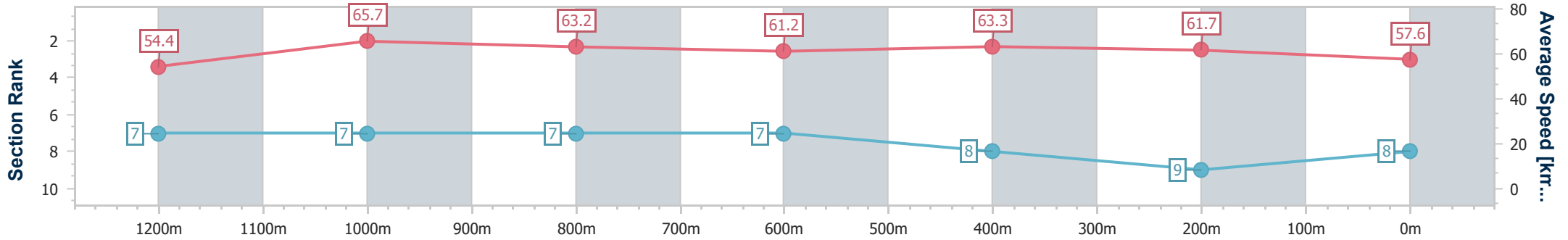
Rockhampton QLD Professional  
Race 6: Rossco's Pizza BM70 Handicap - 1400m



04 October 2024 - 16:27

Track Rating: Good 4, Weather: Fine, Rail Position: +0.5m Entire

Section	Overall	1200m	1000m	800m	600m	400m	200m
Section Times	1:23.02 [8] (0:13.23)	1:09.79 [7] (0:10.97)	0:58.82 [7] (0:11.37)	0:47.45 [7] (0:11.88)	0:35.57 [7] (0:11.40)	0:24.17 [8] (0:11.66)	0:12.51 [9]
Average Speed [km/h]	54.4	65.7	63.2	61.2	63.3	61.7	57.6
Top Speed [km/h]	65.3	66.6	65.3	62.4	64.1	62.6	60.1
Avg. Dist. to Rail [m]	0.9	0.6	0.5	1.3	2.3	3.5	5.5
Avg. Stride Freq. [Hz]	2.3	2.4	2.4	2.3	2.4	2.3	2.3
Avg. Stride Length [m]	6.5	7.6	7.4	7.2	7.5	7.4	7.1



- [ ] Ranking at each section and finish
- .-.- No data available at this section
- NA No data available



Horse/Jockey Name	Grand de Lago
Final Rank	9
Fastest Section Time (Section)	0:10.95 (1200m)
Top Speed [km/h] (Section)	66.4 (Overall)
Race State	Finished



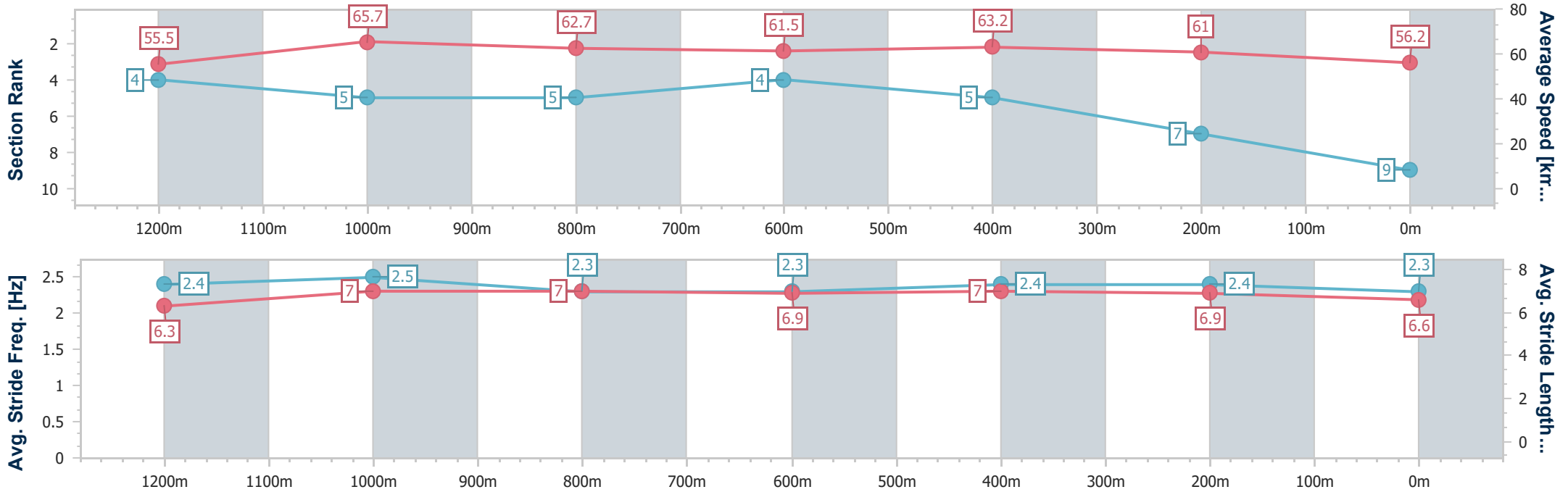
Rockhampton QLD Professional  
Race 6: Rossco's Pizza BM70 Handicap - 1400m

04 October 2024 - 16:27



Track Rating: Good 4, Weather: Fine, Rail Position: +0.5m Entire

Section	Overall	1200m	1000m	800m	600m	400m	200m
Section Times	1:23.27 [9] (0:12.99)	1:10.28 [4] (0:10.95)	0:59.33 [5] (0:11.49)	0:47.84 [5] (0:11.82)	0:36.02 [4] (0:11.41)	0:24.61 [5] (0:11.80)	0:12.81 [7] (0:12.81)
Average Speed [km/h]	55.5	65.7	62.7	61.5	63.2	61.0	56.2
Top Speed [km/h]	66.4	66.1	65.4	63.1	63.7	63.1	58.7
Avg. Dist. to Rail [m]	0.9	0.9	0.6	1.4	2.5	2.0	2.2
Avg. Stride Freq. [Hz]	2.4	2.5	2.3	2.3	2.4	2.4	2.3
Avg. Stride Length [m]	6.3	7.0	7.0	6.9	7.0	6.9	6.6



- [ ] Ranking at each section and finish
- .-.- No data available at this section
- NA No data available





# Rockhampton QLD Professional

## Race 7: Dynamic Electrical and Refrigeration BENCHMARK 55 Handicap - 1200m

04 October 2024 - 17:05



Track Rating: Good 4, Weather: Fine, Rail Position: +0.5m Entire

Section		Overall	1000m	800m	600m	400m	200m	Last 600m					
Field Times		1:10.27 (0:12.62)	0:57.65 (0:11.22)	0:46.43 (0:11.86)	0:34.57 (0:11.24)	0:23.33 (0:11.32)	0:12.01 (0:12.01)	0:34.57					
Rank	TAB Horse/Jockey	Barrier	Top Speed [km/h]	Fastest Section							Margin	Distance Travelled [m]	
1	14 DEFROSTED Jackson Murphy	4	66.8 1000m	0:11.05 600m	1:10.27 [1] (0:13.25)	0:57.02 [7] (0:11.09)	0:45.93 [6] (0:11.74)	0:34.19 [6] (0:11.05)	0:23.14 [4] (0:11.13)	0:12.01 [2] (0:12.01)	1:10.27	0:34.19	
2	7 BO BO BEWARE Justin Huxtable	1	67.3 1000m	0:11.17 1000m	1:10.55 [2] (0:13.18)	0:57.37 [6] (0:11.17)	0:46.20 [7] (0:11.86)	0:34.34 [7] (0:11.32)	0:23.02 [8] (0:11.20)	0:11.82 [6] (0:11.82)	1.62L	0:34.34	-1
3	15 NOUVERRE FILLE Adam Sewell	5	66.9 1000m	0:11.08 1000m	1:10.63 [3] (0:13.08)	0:57.55 [5] (0:11.08)	0:46.47 [5] (0:11.91)	0:34.56 [5] (0:11.23)	0:23.33 [6] (0:11.30)	0:12.03 [4] (0:12.03)	2.09L	0:34.56	-2
4	13 FLY LIKE HELEN Olivia Kendal	9	67.5 1000m	0:11.14 600m	1:10.64 [4] (0:12.77)	0:57.87 [2] (0:11.33)	0:46.54 [3] (0:11.77)	0:34.77 [3] (0:11.14)	0:23.63 [2] (0:11.25)	0:12.38 [1] (0:12.38)	2.16L	0:34.77	+1
5	5 CALL ME MARILYN Melea Castle	8	68.0 Overall	0:11.22 1000m	1:10.89 [5] (0:12.62)	0:58.27 [1] (0:11.22)	0:47.05 [1] (0:11.86)	0:35.19 [1] (0:11.24)	0:23.95 [1] (0:11.36)	0:12.59 [3] (0:12.59)	3.65L	0:35.19	-5
6	6 STEP THIS WAY Ashley Butler	7	66.4 600m	0:11.09 600m	1:11.08 [6] (0:13.34)	0:57.74 [8] (0:11.28)	0:46.46 [8] (0:11.71)	0:34.75 [8] (0:11.09)	0:23.66 [7] (0:11.28)	0:12.38 [5] (0:12.38)	4.72L	0:34.75	+2
7	10 SOFTEN IT UP Amy Graham	2	68.4 Overall	0:11.28 1000m	1:11.37 [7] (0:12.86)	0:58.51 [4] (0:11.28)	0:47.23 [4] (0:11.79)	0:35.44 [4] (0:11.33)	0:24.11 [5] (0:11.50)	0:12.61 [7] (0:12.61)	6.43L	0:35.44	-4
8	3 SUISSE SCANDAL Justin Stanley	3	67.7 1000m	0:11.09 1000m	1:12.15 [8] (0:12.83)	0:59.32 [3] (0:11.09)	0:48.23 [2] (0:11.80)	0:36.43 [2] (0:11.37)	0:25.06 [3] (0:11.70)	0:13.36 [8] (0:13.36)	11.03L	0:36.43	-4

Did Not Finish: Mil Ciento (#4)

Scratched: Seisme (#9), Poet's Day (#1), Milky Rocket (#12), Tour De Field (#8), Bornees Lad (#11), Bean Rocking (#2)

[ ] Ranking at each section and finish  
 -:-:- No data available at this section  
 NA No data available

SCN Saddle cloth number  
 DNF Did not finish  
 DNT Did not track



Horse/Jockey Name	Defrosted
Final Rank	1
Fastest Section Time (Section)	0:11.05 (600m)
Top Speed [km/h] (Section)	66.8 (1000m)
Race State	Finished



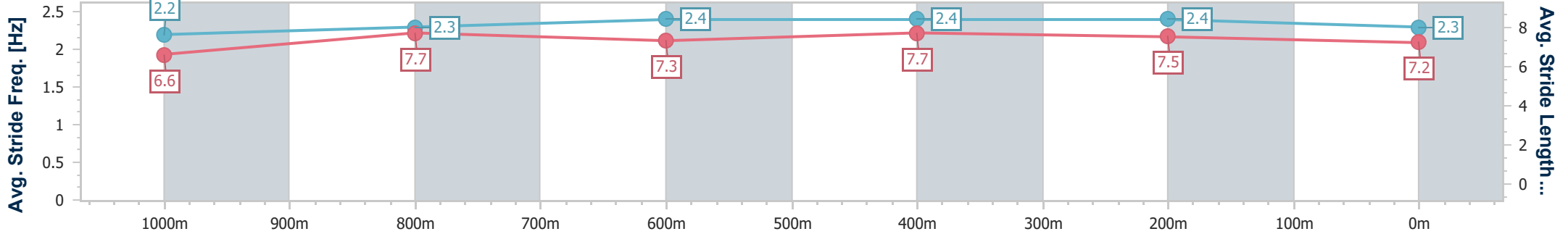
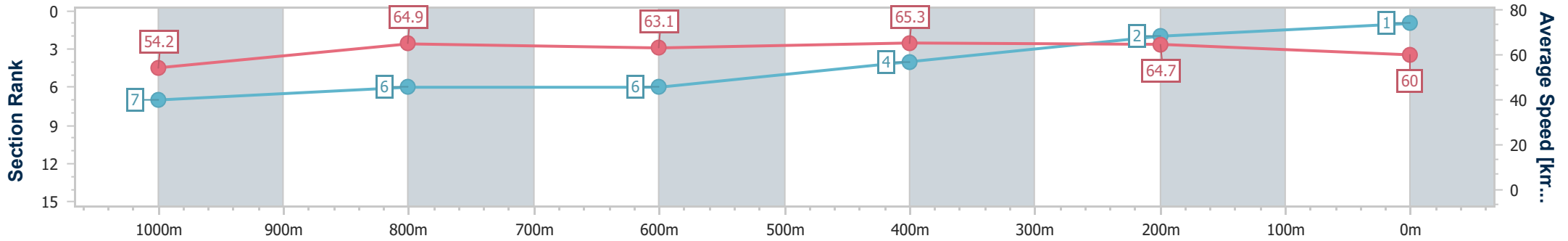
Rockhampton QLD Professional  
Race 7: Dynamic Electrical and Refrigeration BENCHMARK 55  
Handicap - 1200m

04 October 2024 - 17:05



Track Rating: Good 4, Weather: Fine, Rail Position: +0.5m Entire

Section	Overall	1000m	800m	600m	400m	200m
Section Times	1:10.27 [1] (0:13.25)	0:57.02 [7] (0:11.09)	0:45.93 [6] (0:11.74)	0:34.19 [6] (0:11.05)	0:23.14 [4] (0:11.13)	0:12.01 [2] (0:12.01)
Average Speed [km/h]	54.2	64.9	63.1	65.3	64.7	60.0
Top Speed [km/h]	66.1	66.8	64.4	66.6	66.6	63.9
Avg. Dist. to Rail [m]	0.5	0.6	3.3	5.4	5.1	4.7
Avg. Stride Freq. [Hz]	2.2	2.3	2.4	2.4	2.4	2.3
Avg. Stride Length [m]	6.6	7.7	7.3	7.7	7.5	7.2



- [ ] Ranking at each section and finish
- .-.- No data available at this section
- NA No data available



Horse/Jockey Name	Bo Bo Beware
Final Rank	2
Fastest Section Time (Section)	0:11.17 (1000m)
Top Speed [km/h] (Section)	67.3 (1000m)
Race State	Finished



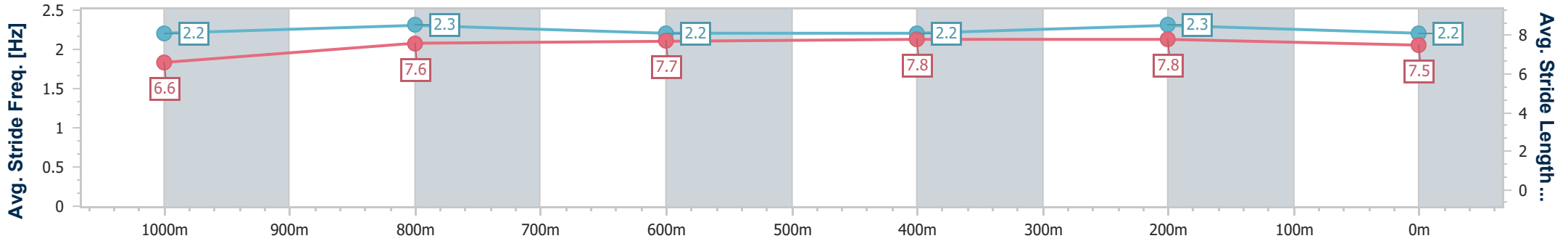
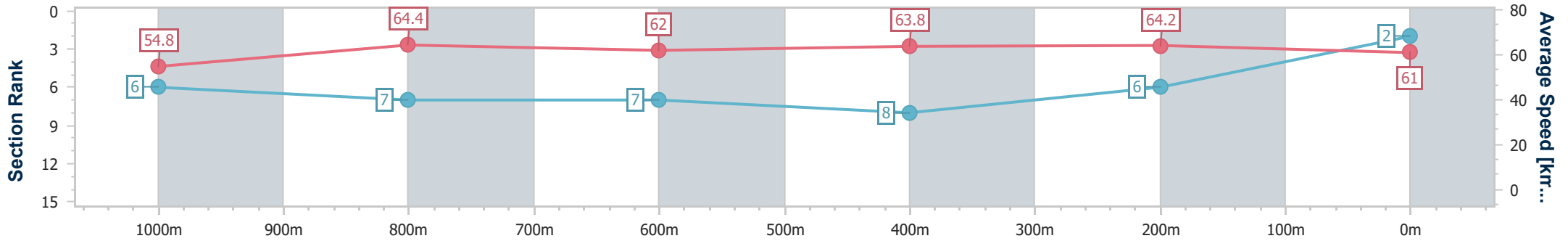
Rockhampton QLD Professional  
Race 7: Dynamic Electrical and Refrigeration BENCHMARK 55  
Handicap - 1200m



04 October 2024 - 17:05

Track Rating: Good 4, Weather: Fine, Rail Position: +0.5m Entire

Section	Overall	1000m	800m	600m	400m	200m
Section Times	1:10.55 [2] (0:13.18)	0:57.37 [6] (0:11.17)	0:46.20 [7] (0:11.86)	0:34.34 [7] (0:11.32)	0:23.02 [8] (0:11.20)	0:11.82 [6] (0:11.82)
Average Speed [km/h]	54.8	64.4	62.0	63.8	64.2	61.0
Top Speed [km/h]	66.5	67.3	64.1	65.7	65.5	63.3
Avg. Dist. to Rail [m]	0.7	0.7	2.5	2.6	3.8	4.9
Avg. Stride Freq. [Hz]	2.2	2.3	2.2	2.2	2.3	2.2
Avg. Stride Length [m]	6.6	7.6	7.7	7.8	7.8	7.5



- [ ] Ranking at each section and finish
- .-.-.- No data available at this section
- NA No data available



Horse/Jockey Name	Nouverre Fille
Final Rank	3
Fastest Section Time (Section)	0:11.08 (1000m)
Top Speed [km/h] (Section)	66.9 (1000m)
Race State	Finished



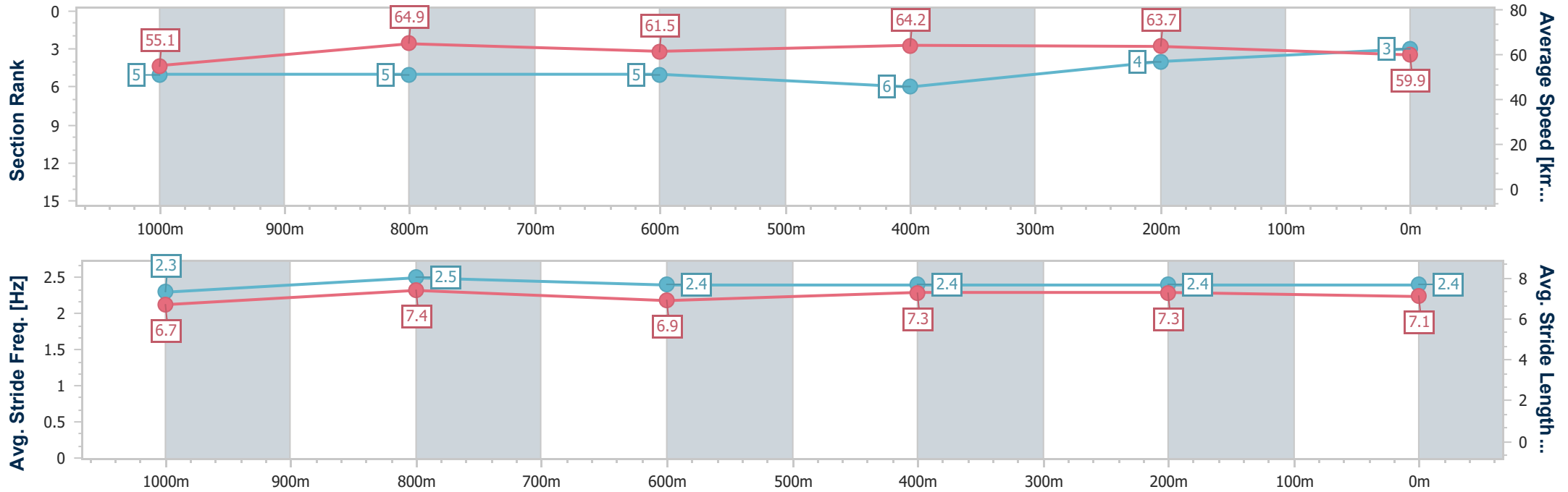
Rockhampton QLD Professional  
Race 7: Dynamic Electrical and Refrigeration BENCHMARK 55  
Handicap - 1200m



04 October 2024 - 17:05

Track Rating: Good 4, Weather: Fine, Rail Position: +0.5m Entire

Section	Overall	1000m	800m	600m	400m	200m
Section Times	1:10.63 [3] (0:13.08)	0:57.55 [5] (0:11.08)	0:46.47 [5] (0:11.91)	0:34.56 [5] (0:11.23)	0:23.33 [6] (0:11.30)	0:12.03 [4] (0:12.03)
Average Speed [km/h]	55.1	64.9	61.5	64.2	63.7	59.9
Top Speed [km/h]	66.6	66.9	62.7	66.0	65.6	62.5
Avg. Dist. to Rail [m]	1.5	0.6	1.9	2.1	2.9	5.0
Avg. Stride Freq. [Hz]	2.3	2.5	2.4	2.4	2.4	2.4
Avg. Stride Length [m]	6.7	7.4	6.9	7.3	7.3	7.1



- [ ] Ranking at each section and finish
- .-.- No data available at this section
- NA No data available



Horse/Jockey Name	Fly Like Helen
Final Rank	4
Fastest Section Time (Section)	0:11.14 (600m)
Top Speed [km/h] (Section)	67.5 (1000m)
Race State	Finished



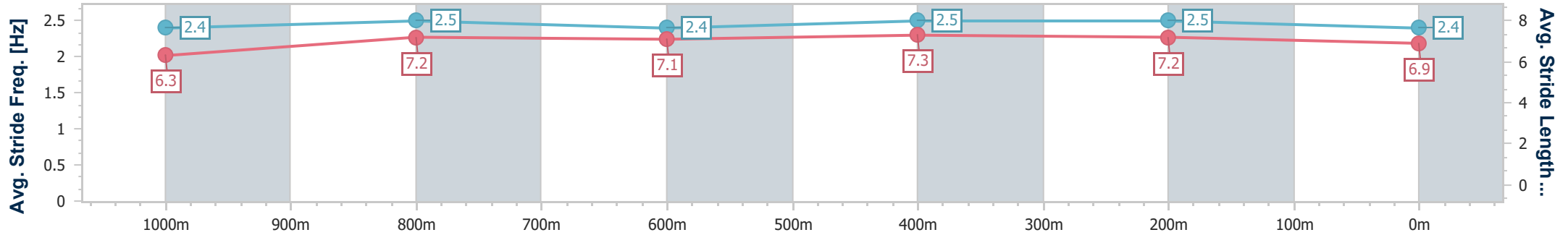
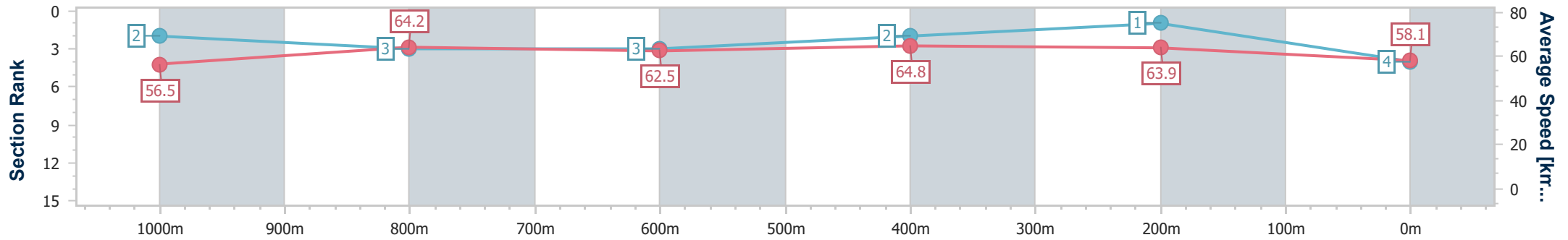
Rockhampton QLD Professional  
 Race 7: Dynamic Electrical and Refrigeration BENCHMARK 55  
 Handicap - 1200m



04 October 2024 - 17:05

Track Rating: Good 4, Weather: Fine, Rail Position: +0.5m Entire

Section	Overall	1000m	800m	600m	400m	200m
Section Times	1:10.64 [4] (0:12.77)	0:57.87 [2] (0:11.33)	0:46.54 [3] (0:11.77)	0:34.77 [3] (0:11.14)	0:23.63 [2] (0:11.25)	0:12.38 [1] (0:12.38)
Average Speed [km/h]	56.5	64.2	62.5	64.8	63.9	58.1
Top Speed [km/h]	67.2	67.5	64.5	66.0	65.9	61.8
Avg. Dist. to Rail [m]	4.8	1.6	2.6	3.5	3.5	2.5
Avg. Stride Freq. [Hz]	2.4	2.5	2.4	2.5	2.5	2.4
Avg. Stride Length [m]	6.3	7.2	7.1	7.3	7.2	6.9



- [ ] Ranking at each section and finish
- .-.- No data available at this section
- NA No data available



Horse/Jockey Name	Call Me Marilyn
Final Rank	5
Fastest Section Time (Section)	0:11.22 (1000m)
Top Speed [km/h] (Section)	68.0 (Overall)
Race State	Finished



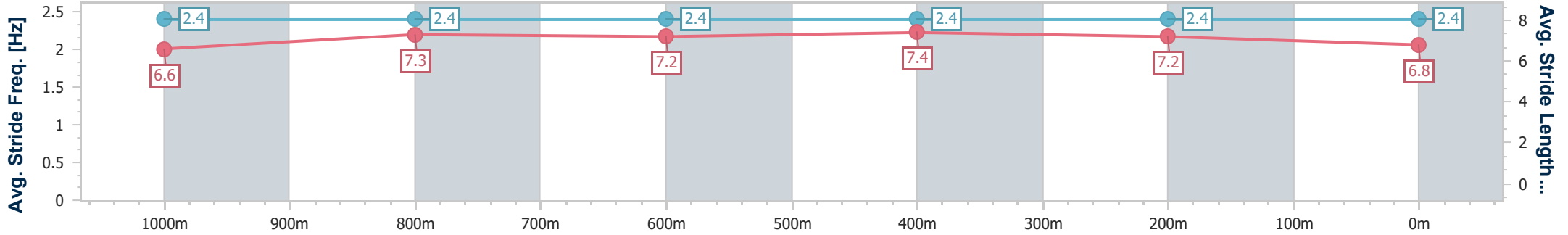
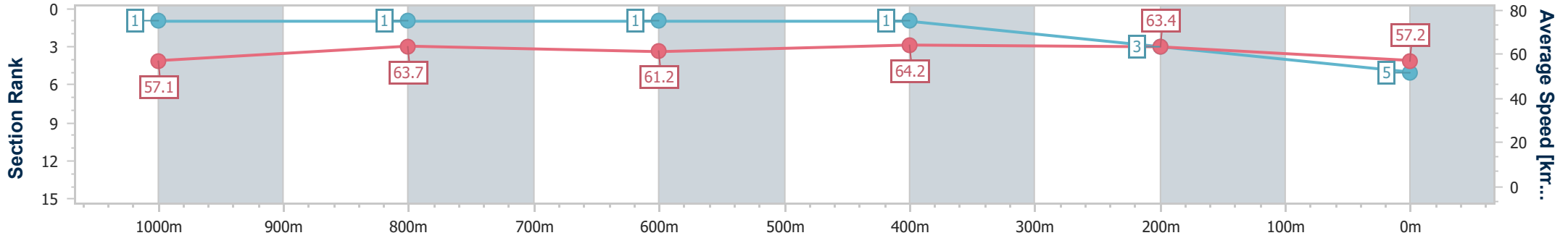
Rockhampton QLD Professional  
 Race 7: Dynamic Electrical and Refrigeration BENCHMARK 55  
 Handicap - 1200m



04 October 2024 - 17:05

Track Rating: Good 4, Weather: Fine, Rail Position: +0.5m Entire

Section	Overall	1000m	800m	600m	400m	200m
Section Times	1:10.89 [5] (0:12.62)	0:58.27 [1] (0:11.22)	0:47.05 [1] (0:11.86)	0:35.19 [1] (0:11.24)	0:23.95 [1] (0:11.36)	0:12.59 [3] (0:12.59)
Average Speed [km/h]	57.1	63.7	61.2	64.2	63.4	57.2
Top Speed [km/h]	68.0	66.8	64.3	65.6	65.0	60.3
Avg. Dist. to Rail [m]	3.1	1.2	1.5	1.9	1.2	1.5
Avg. Stride Freq. [Hz]	2.4	2.4	2.4	2.4	2.4	2.4
Avg. Stride Length [m]	6.6	7.3	7.2	7.4	7.2	6.8



- [ ] Ranking at each section and finish
- .-.- No data available at this section
- NA No data available



Horse/Jockey Name	Step This Way
Final Rank	6
Fastest Section Time (Section)	0:11.09 (600m)
Top Speed [km/h] (Section)	66.4 (600m)
Race State	Finished



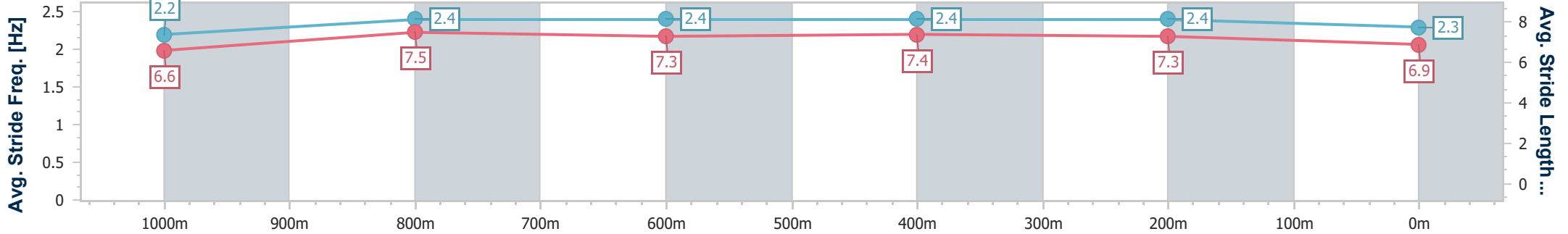
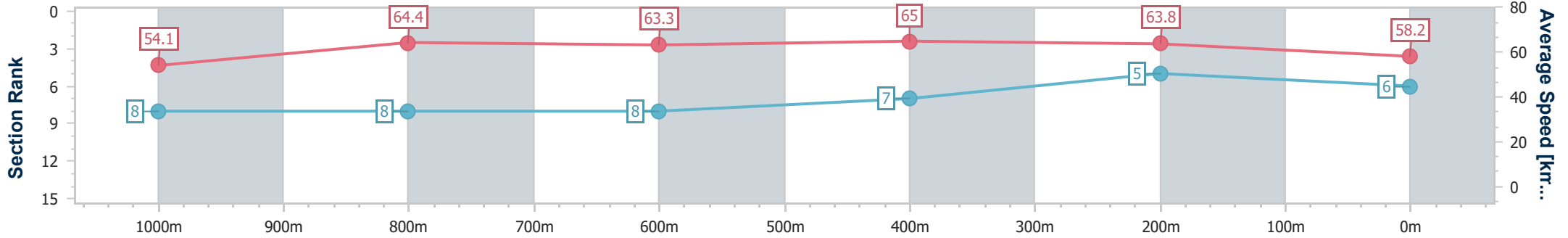
Rockhampton QLD Professional  
Race 7: Dynamic Electrical and Refrigeration BENCHMARK 55  
Handicap - 1200m



04 October 2024 - 17:05

Track Rating: Good 4, Weather: Fine, Rail Position: +0.5m Entire

Section	Overall	1000m	800m	600m	400m	200m
Section Times	1:11.08 [6] (0:13.34)	0:57.74 [8] (0:11.28)	0:46.46 [8] (0:11.71)	0:34.75 [8] (0:11.09)	0:23.66 [7] (0:11.28)	0:12.38 [5] (0:12.38)
Average Speed [km/h]	54.1	64.4	63.3	65.0	63.8	58.2
Top Speed [km/h]	65.4	65.8	64.9	66.4	65.2	62.6
Avg. Dist. to Rail [m]	2.4	1.4	3.4	4.4	5.7	7.4
Avg. Stride Freq. [Hz]	2.2	2.4	2.4	2.4	2.4	2.3
Avg. Stride Length [m]	6.6	7.5	7.3	7.4	7.3	6.9



- [ ] Ranking at each section and finish
- .-.- No data available at this section
- NA No data available



Horse/Jockey Name	Soften It Up
Final Rank	7
Fastest Section Time (Section)	0:11.28 (1000m)
Top Speed [km/h] (Section)	68.4 (Overall)
Race State	Finished



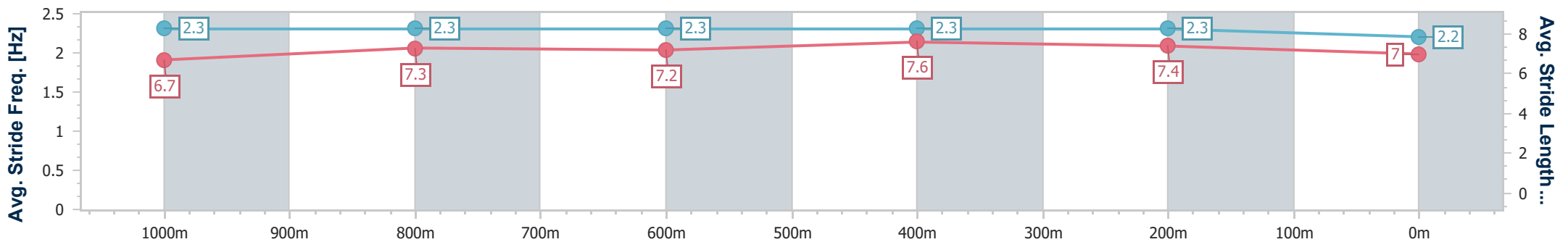
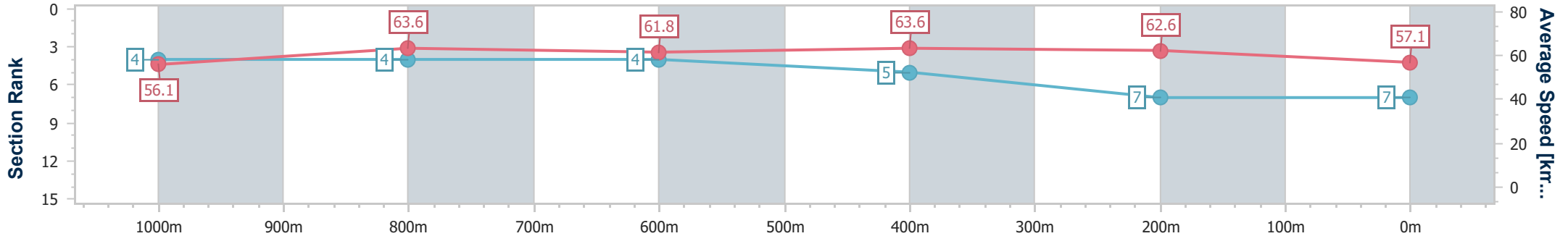
Rockhampton QLD Professional  
Race 7: Dynamic Electrical and Refrigeration BENCHMARK 55  
Handicap - 1200m



04 October 2024 - 17:05

Track Rating: Good 4, Weather: Fine, Rail Position: +0.5m Entire

Section	Overall	1000m	800m	600m	400m	200m
Section Times	1:11.37 [7] (0:12.86)	0:58.51 [4] (0:11.28)	0:47.23 [4] (0:11.79)	0:35.44 [4] (0:11.33)	0:24.11 [5] (0:11.50)	0:12.61 [7] (0:12.61)
Average Speed [km/h]	56.1	63.6	61.8	63.6	62.6	57.1
Top Speed [km/h]	68.4	67.5	64.3	65.0	64.8	60.4
Avg. Dist. to Rail [m]	0.6	0.5	1.5	2.4	2.3	3.1
Avg. Stride Freq. [Hz]	2.3	2.3	2.3	2.3	2.3	2.2
Avg. Stride Length [m]	6.7	7.3	7.2	7.6	7.4	7.0



- [ ] Ranking at each section and finish
- .-.- No data available at this section
- NA No data available





Horse/Jockey Name	Suisse Scandal
Final Rank	8
Fastest Section Time (Section)	0:11.09 (1000m)
Top Speed [km/h] (Section)	67.7 (1000m)
Race State	Finished



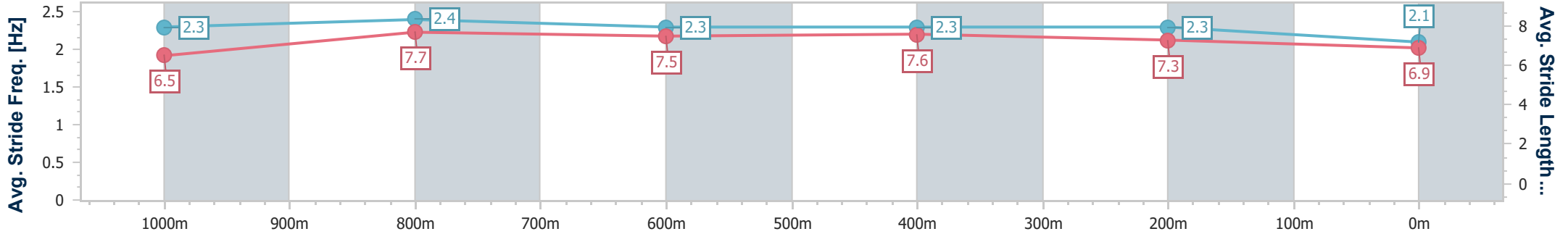
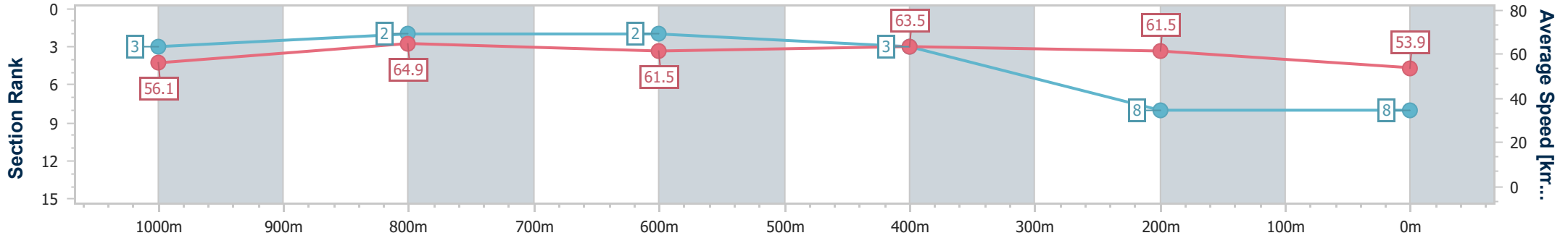
Rockhampton QLD Professional  
 Race 7: Dynamic Electrical and Refrigeration BENCHMARK 55  
 Handicap - 1200m

04 October 2024 - 17:05



Track Rating: Good 4, Weather: Fine, Rail Position: +0.5m Entire

Section	Overall	1000m	800m	600m	400m	200m
Section Times	1:12.15 [8] (0:12.83)	0:59.32 [3] (0:11.09)	0:48.23 [2] (0:11.80)	0:36.43 [2] (0:11.37)	0:25.06 [3] (0:11.70)	0:13.36 [8] (0:13.36)
Average Speed [km/h]	56.1	64.9	61.5	63.5	61.5	53.9
Top Speed [km/h]	67.5	67.7	64.2	65.0	65.0	59.6
Avg. Dist. to Rail [m]	0.6	0.3	1.3	2.7	3.4	4.5
Avg. Stride Freq. [Hz]	2.3	2.4	2.3	2.3	2.3	2.1
Avg. Stride Length [m]	6.5	7.7	7.5	7.6	7.3	6.9



- [ ] Ranking at each section and finish
- .-.- No data available at this section
- NA No data available



Horse/Jockey Name	Mil Ciento
Final Rank	2147483647
Fastest Section Time (Section)	0:00.00 (Overall)
Top Speed [km/h] (Section)	--
Race State	DidNotFinish



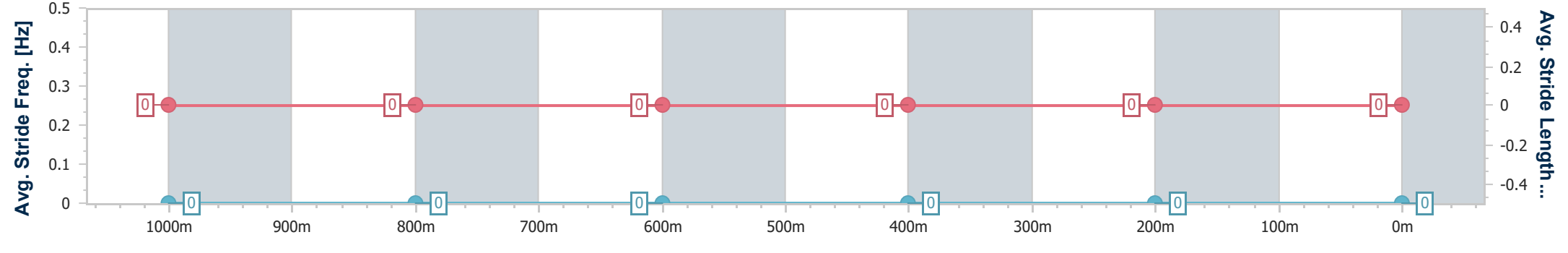
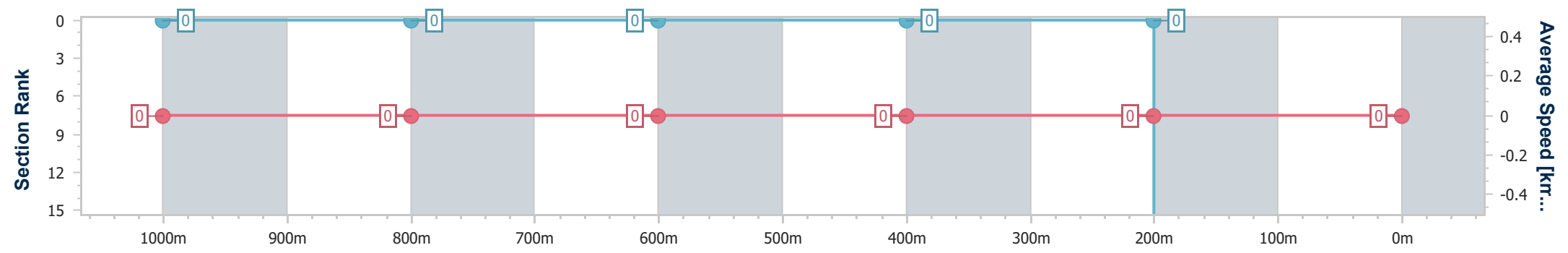
Rockhampton QLD Professional  
 Race 7: Dynamic Electrical and Refrigeration BENCHMARK 55  
 Handicap - 1200m



04 October 2024 - 17:05

Track Rating: Good 4, Weather: Fine, Rail Position: +0.5m Entire

Section	Overall	1000m	800m	600m	400m	200m								
Section Times	-:-:-	-:-:-	-:-:-	-:-:-	-:-:-	-:-:-								
Average Speed [km/h]	0.0	0.0	0.0	0.0	0.0	0.0								
Top Speed [km/h]	--	--	--	--	--	--								
Avg. Dist. to Rail [m]	0.0	0.0	0.0	0.0	0.0	0.0								
Avg. Stride Freq. [Hz]	--	--	--	--	--	--								
Avg. Stride Length [m]	--	--	--	--	--	--								



- [ ] Ranking at each section and finish
- :-:- No data available at this section
- NA No data available