

Track Rating: Soft 5, Weather: Overcast, Rail Position: +7m Entire

Section												Last 600m	
Field Times		Overall	1200m	1000m	800m	600m	400m						0:36.12
		1:21.79 (0:11.39)	1:10.40 (0:11.35)	0:59.05 (0:11.27)	0:47.78 (0:11.66)	0:36.12 (0:11.94)	0:24.18 (0:12.30)						
Rank	TAB	Horse/Jockey	Barrier	Top Speed [km/h]	Fastest Section	Overall	1200m	1000m	800m	600m	400m	Last 600m	Distance Travelled [m]
1	9	CHAMIERRO Martin Harley	4	65.5	0:11.30	1:21.79 [1] (0:11.54)	1:10.25 [3] (0:11.30)	0:58.95 [3] (0:11.50)	0:47.45 [4] (0:11.69)	0:35.76 [4] (0:11.87)	0:23.89 [4] (0:12.01)	0:35.76	
2	7	MIGRATORY Justin Stanley	7	65.4	0:11.40	1:22.00 [2] (0:11.78)	1:10.22 [9] (0:11.40)	0:58.82 [7] (0:11.63)	0:47.19 [7] (0:11.61)	0:35.58 [7] (0:11.73)	0:23.85 [7] (0:12.01)	0:35.58	+1
3	2	ZOUGO BOSS Ryan Maloney	9	63.9	0:11.45	1:22.02 [3] (0:11.54)	1:10.48 [2] (0:11.45)	0:59.03 [5] (0:11.57)	0:47.46 [6] (0:11.56)	0:35.90 [5] (0:11.88)	0:24.02 [6] (0:12.18)	0:35.90	+4
4	10	CRYPT DE PIN Angela Jones	12	65.7	0:11.49	1:22.10 [4] (0:12.41)	1:09.69 [13] (0:11.57)	0:58.12 [13] (0:11.70)	0:46.42 [13] (0:11.50)	0:34.92 [12] (0:11.68)	0:23.24 [12] (0:11.75)	0:34.92	+0
5	12	ANTILLES Georgina Cartwright	3	63.4	0:11.47	1:22.21 [5] (0:11.57)	1:10.64 [4] (0:11.47)	0:59.17 [6] (0:11.52)	0:47.65 [5] (0:11.65)	0:36.00 [6] (0:11.78)	0:24.22 [5] (0:12.15)	0:36.00	-3
6	13	WHOMSOEVER Cejay Graham	6	63.8	0:11.39	1:22.31 [6] (0:11.39)	1:10.92 [1] (0:11.41)	0:59.51 [2] (0:11.42)	0:48.09 [3] (0:11.59)	0:36.50 [3] (0:11.84)	0:24.66 [2] (0:12.36)	0:36.50	+2
7	8	THUNDER SHANGHAI Jag Guthmann-Chester	2	63.0	0:11.59	1:22.70 [7] (0:11.81)	1:10.89 [10] (0:11.59)	0:59.30 [9] (0:11.60)	0:47.70 [8] (0:11.67)	0:36.03 [8] (0:11.60)	0:24.43 [8] (0:11.96)	0:36.03	-2
8	1	SPIRITED SON James Orman	10	66.2	0:11.15	1:22.75 [8] (0:11.59)	1:11.16 [5] (0:11.15)	1:00.01 [1] (0:11.27)	0:48.74 [1] (0:11.68)	0:37.06 [2] (0:11.92)	0:25.14 [1] (0:12.49)	0:37.06	-7
9	3	KUBI KUDAKI Kirk Matheson	11	63.6	0:11.60	1:23.06 [9] (0:12.16)	1:10.90 [12] (0:11.63)	0:59.27 [12] (0:11.83)	0:47.44 [12] (0:11.60)	0:35.84 [13] (0:11.66)	0:24.18 [13] (0:11.83)	0:35.84	+6
10	4	READY TO FLIRT Jace McMurray	1	62.6	0:11.62	1:23.12 [10] (0:11.94)	1:11.18 [11] (0:11.68)	0:59.50 [11] (0:11.73)	0:47.77 [10] (0:11.62)	0:36.15 [11] (0:11.69)	0:24.46 [10] (0:12.07)	0:36.15	-1

Scratched: Shy Rebel (#11)



Ipswich QLD Professional
 Race 1: SCHWEPPE'S Maiden Handicap - 1350m
 03 October 2024 - 12:46



Track Rating: Soft 5, Weather: Overcast, Rail Position: +7m Entire

Section	Overall	1200m	1000m	800m	600m	400m	Last 600m
Field Times	1:21.79 (0:11.39)	1:10.40 (0:11.35)	0:59.05 (0:11.27)	0:47.78 (0:11.66)	0:36.12 (0:11.94)	0:24.18 (0:12.30)	0:36.12

Rank	TAB	Horse/Jockey	Barrier	Top Speed [km/h]	Fastest Section	Overall	1200m	1000m	800m	600m	400m	Last 600m	Distance Travelled [m]
11	6	HE'S FINESSE Kyle Wilson-Taylor	8	62.7 800m	0:11.60 800m	1:23.22 [11] (0:11.66)	1:11.56 [7] (0:11.71)	0:59.85 [8] (0:11.73)	0:48.12 [9] (0:11.60)	0:36.52 [9] (0:11.64)	0:24.88 [9] (0:12.21)	0:36.52	+4
12	5	WHISKY TYCOON Micheal Hellyer	5	63.6 Overall	0:11.57 800m	1:23.54 [12] (0:11.72)	1:11.82 [8] (0:11.82)	1:00.00 [10] (0:11.82)	0:48.18 [11] (0:11.57)	0:36.61 [10] (0:11.74)	0:24.87 [11] (0:12.09)	0:36.61	+3
13	14	KURABENII Tahlia Fenlon	13	64.8 1200m	0:11.23 1000m	1:23.63 [13] (0:11.65)	1:11.98 [6] (0:11.31)	1:00.67 [4] (0:11.23)	0:49.44 [2] (0:11.48)	0:37.96 [1] (0:12.06)	0:25.90 [3] (0:12.69)	0:37.96	+5

Scratched: Shy Rebel (#11)

[] Ranking at each section and finish
 -:-:-:- No data available at this section
 NA No data available

SCN Saddle cloth number
 DNF Did not finish
 DNT Did not track



Ipswich QLD Professional
Race 1: SCHWEPPE'S Maiden Handicap - 1350m
 03 October 2024 - 12:46



Track Rating: Soft 5, Weather: Overcast, Rail Position: +7m Entire

Section							200m			Last 600m
Field Times							0:11.88			0:36.12
							(0:11.88)			
Rank	TAB	Horse/Jockey	Barrier	Top Speed [km/h]	Fastest Section	Margin			Distance Travelled [m]	
1	9	CHAMIERRO Martin Harley	4	65.5	0:11.30 Overall	0:11.88 [1] (0:11.88)	1:21.79		0:35.76	
2	7	MIGRATORY Justin Stanley	7	65.4	1200m	0:11.84 [5] (0:11.84)	1.24L		0:35.58 +1	
3	2	ZOUGO BOSS Ryan Maloney	9	63.9	800m	0:11.84 [6] (0:11.84)	1.34L		0:35.90 +4	
4	10	CRYPT DE PIN Angela Jones	12	65.7	1200m	0:11.49 0:11.49 [10] (0:11.49)	1.83L		0:34.92 +0	
5	12	ANTILLES Georgina Cartwright	3	63.4	1200m	0:11.47 0:12.07 [4] (0:12.07)	2.47L		0:36.00 -3	
6	13	WHOMSOEVER Cejay Graham	6	63.8	1000m	0:11.39 Overall	0:12.30 [2] (0:12.30)	3.04L	0:36.50 +2	
7	8	THUNDER SHANGHAI Jag Guthmann-Chester	2	63.0	1200m	0:11.59 1200m	0:12.47 [7] (0:12.47)	5.35L	0:36.03 -2	
8	1	SPIRITED SON James Orman	10	66.2	1000m	0:11.15 1200m	0:12.65 [3] (0:12.65)	5.64L	0:37.06 -7	
9	3	KUBI KUDAKI Kirk Matheson	11	63.6	1200m	0:11.60 800m	0:12.35 [11] (0:12.35)	7.47L	0:35.84 +6	
10	4	READY TO FLIRT Jace McMurray	1	62.6	800m	0:11.62 800m	0:12.39 [12] (0:12.39)	7.78L	0:36.15 -1	

Scratched: Shy Rebel (#11)

[] Ranking at each section and finish
 -:-:- No data available at this section
 NA No data available

SCN Saddle cloth number
 DNF Did not finish
 DNT Did not track



Ipswich QLD Professional
 Race 1: SCHWEPPE'S Maiden Handicap - 1350m
 03 October 2024 - 12:46



Track Rating: Soft 5, Weather: Overcast, Rail Position: +7m Entire

Section				200m				Last 600m	
Field Times				0:11.88 (0:11.88)				0:36.12	
Rank	TAB	Horse/Jockey	Barrier	Top Speed [km/h]	Fastest Section	Margin			Distance Travelled [m]
11	6	HE'S FINESSE Kyle Wilson-Taylor	8	62.7 800m	0:11.60 800m (0:12.67)	0:12.67 [9]	8.42L		0:36.52 +4
12	5	WHISKY TYCOON Micheal Hellyer	5	63.6 Overall	0:11.57 800m (0:12.78)	0:12.78 [13]	10.28L		0:36.61 +3
13	14	KURABENII Tahlia Fenlon	13	64.8 1200m	0:11.23 1000m (0:13.21)	0:13.21 [8]	10.81L		0:37.96 +5

Scratched: Shy Rebel (#11)

[] Ranking at each section and finish
 -:-:- No data available at this section
 NA No data available

SCN Saddle cloth number
 DNF Did not finish
 DNT Did not track



Horse/Jockey Name	Chamierro
Final Rank	1
Fastest Section Time (Section)	0:11.30 (1200m)
Top Speed [km/h] (Section)	65.5 (Overall)
Race State	Finished



Ipswich QLD Professional

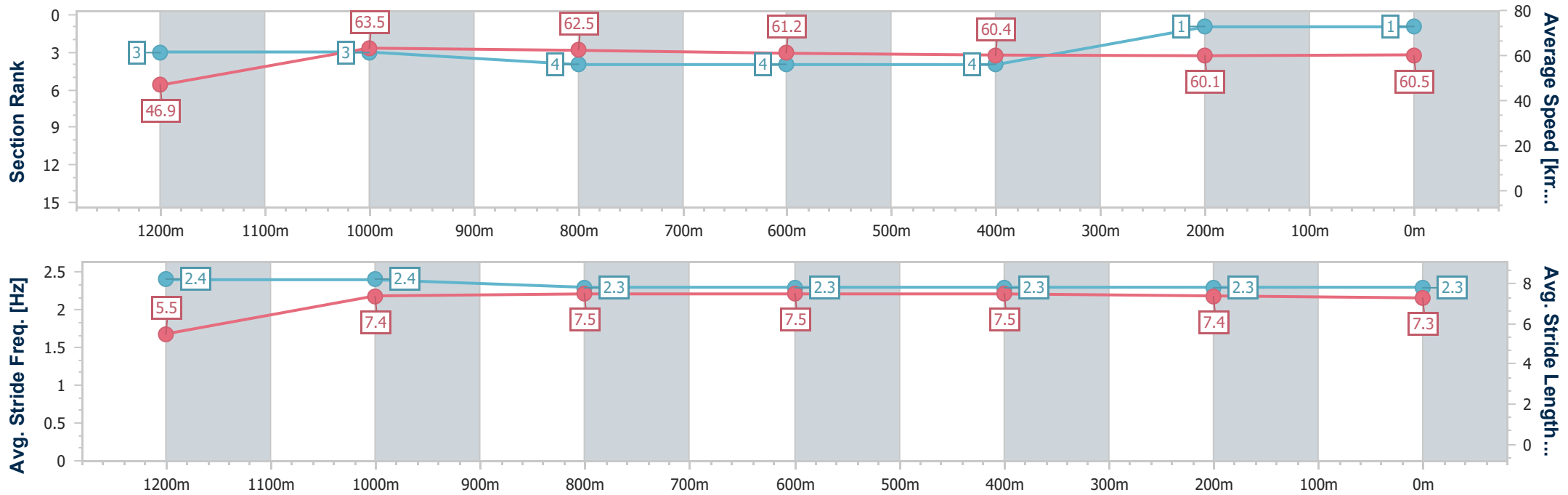
Race 1: SCHWEPPE'S Maiden Handicap - 1350m

03 October 2024 - 12:46



Track Rating: Soft 5, Weather: Overcast, Rail Position: +7m Entire

Section	Overall	1200m	1000m	800m	600m	400m	200m
Section Times	1:21.79 [1] (0:11.54)	1:10.25 [3] (0:11.30)	0:58.95 [3] (0:11.50)	0:47.45 [4] (0:11.69)	0:35.76 [4] (0:11.87)	0:23.89 [4] (0:12.01)	0:11.88 [1] (0:11.88)
Average Speed [km/h]	46.9	63.5	62.5	61.2	60.4	60.1	60.5
Top Speed [km/h]	65.5	65.0	63.1	62.4	61.8	61.4	62.4
Avg. Dist. to Rail [m]	1.1	1.2	1.2	1.5	1.0	1.9	2.2
Avg. Stride Freq. [Hz]	2.4	2.4	2.3	2.3	2.3	2.3	2.3
Avg. Stride Length [m]	5.5	7.4	7.5	7.5	7.5	7.4	7.3



- [] Ranking at each section and finish
- .-.- No data available at this section
- NA No data available



Horse/Jockey Name	Migratory
Final Rank	2
Fastest Section Time (Section)	0:11.40 (1200m)
Top Speed [km/h] (Section)	65.4 (1200m)
Race State	Finished



Ipswich QLD Professional

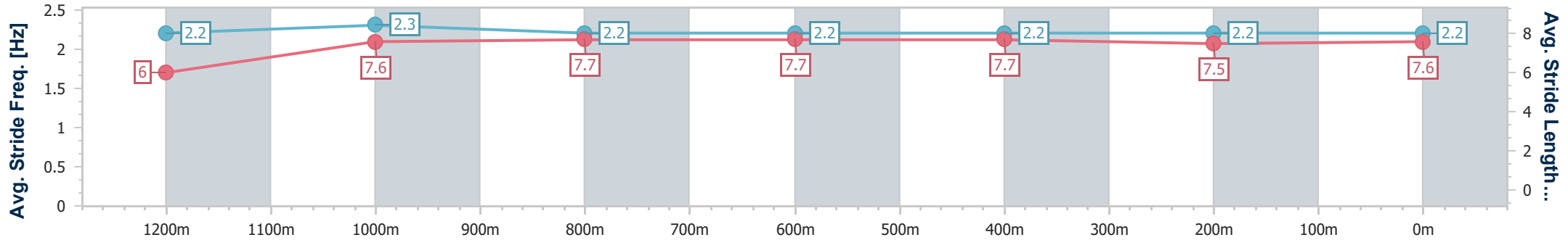
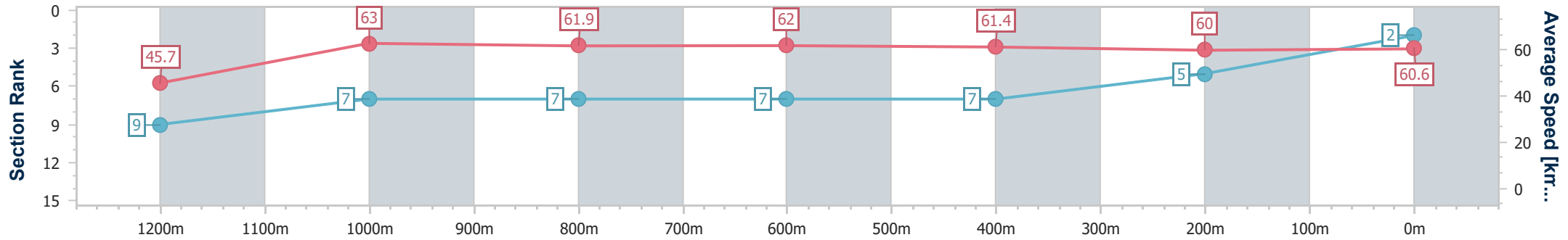
Race 1: SCHWEPPE'S Maiden Handicap - 1350m

03 October 2024 - 12:46



Track Rating: Soft 5, Weather: Overcast, Rail Position: +7m Entire

Section	Overall	1200m	1000m	800m	600m	400m	200m
Section Times	1:22.00 [2] (0:11.78)	1:10.22 [9] (0:11.40)	0:58.82 [7] (0:11.63)	0:47.19 [7] (0:11.61)	0:35.58 [7] (0:11.73)	0:23.85 [7] (0:12.01)	0:11.84 [5] (0:11.84)
Average Speed [km/h]	45.7	63.0	61.9	62.0	61.4	60.0	60.6
Top Speed [km/h]	63.7	65.4	62.4	63.7	62.5	61.0	61.1
Avg. Dist. to Rail [m]	3.8	0.4	0.3	0.8	0.4	1.0	2.3
Avg. Stride Freq. [Hz]	2.2	2.3	2.2	2.2	2.2	2.2	2.2
Avg. Stride Length [m]	6.0	7.6	7.7	7.7	7.7	7.5	7.6



- [] Ranking at each section and finish
- .-.- No data available at this section
- NA No data available



Horse/Jockey Name	Zougo Boss
Final Rank	3
Fastest Section Time (Section)	0:11.45 (1200m)
Top Speed [km/h] (Section)	63.9 (800m)
Race State	Finished



Ipswich QLD Professional

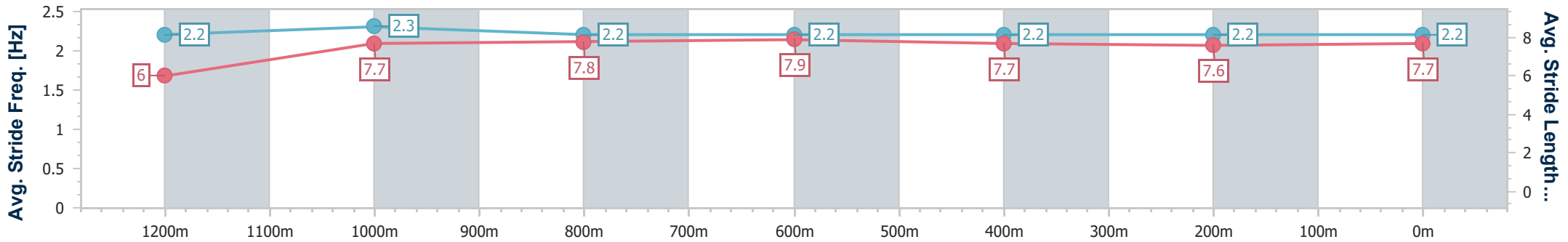
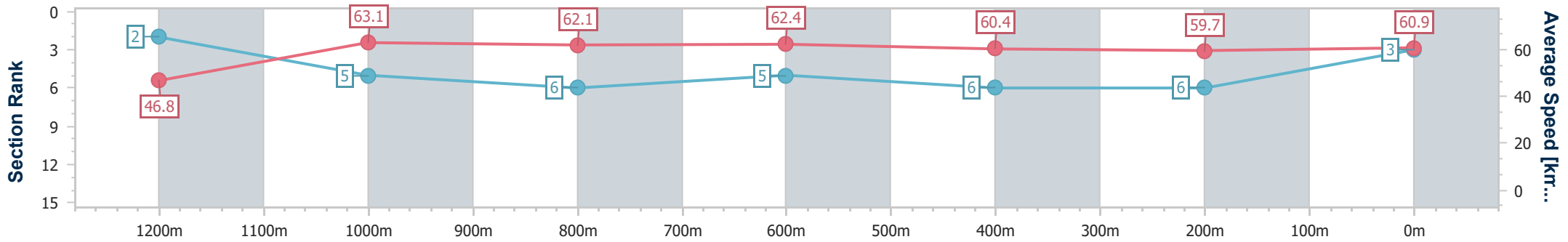
Race 1: SCHWEPPE'S Maiden Handicap - 1350m

03 October 2024 - 12:46



Track Rating: Soft 5, Weather: Overcast, Rail Position: +7m Entire

Section	Overall	1200m	1000m	800m	600m	400m	200m
Section Times	1:22.02 [3] (0:11.54)	1:10.48 [2] (0:11.45)	0:59.03 [5] (0:11.57)	0:47.46 [6] (0:11.56)	0:35.90 [5] (0:11.88)	0:24.02 [6] (0:12.18)	0:11.84 [6] (0:11.84)
Average Speed [km/h]	46.8	63.1	62.1	62.4	60.4	59.7	60.9
Top Speed [km/h]	63.4	63.4	63.3	63.9	62.1	60.5	61.8
Avg. Dist. to Rail [m]	5.5	1.3	0.4	0.3	0.3	2.9	3.6
Avg. Stride Freq. [Hz]	2.2	2.3	2.2	2.2	2.2	2.2	2.2
Avg. Stride Length [m]	6.0	7.7	7.8	7.9	7.7	7.6	7.7



- [] Ranking at each section and finish
- .-.- No data available at this section
- NA No data available



Horse/Jockey Name	Crypt De Pin
Final Rank	4
Fastest Section Time (Section)	0:11.49 (200m)
Top Speed [km/h] (Section)	65.7 (1200m)
Race State	Finished



Ipswich QLD Professional

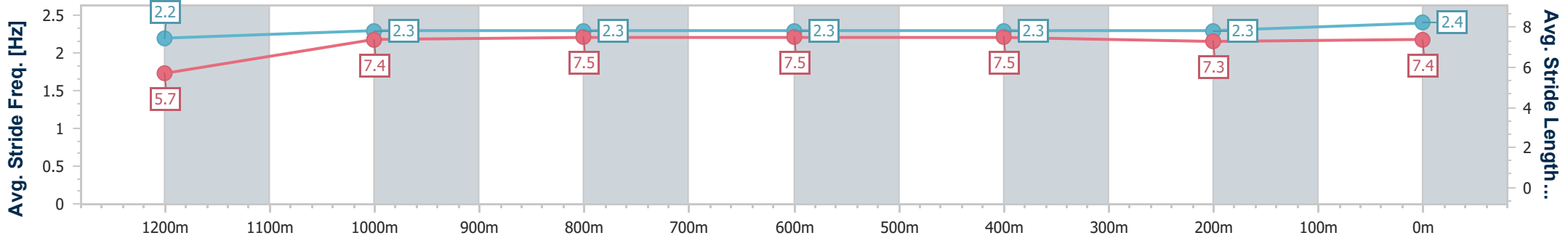
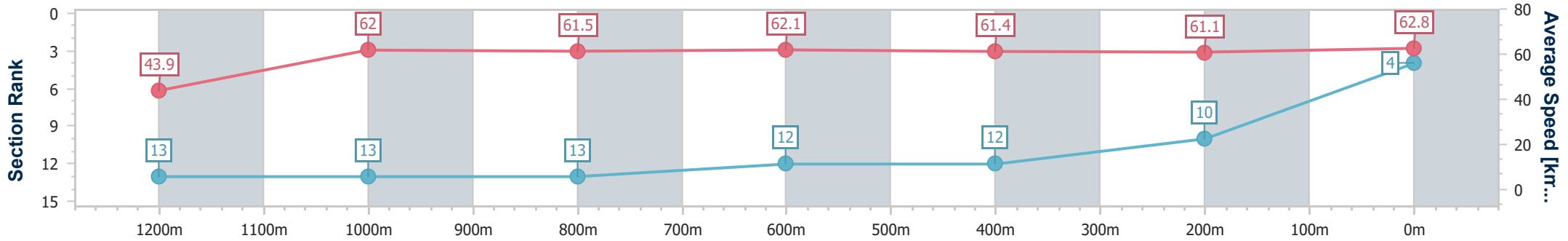
Race 1: SCHWEPPE'S Maiden Handicap - 1350m

03 October 2024 - 12:46



Track Rating: Soft 5, Weather: Overcast, Rail Position: +7m Entire

Section	Overall	1200m	1000m	800m	600m	400m	200m
Section Times	1:22.10 [4] (0:12.41)	1:09.69 [13] (0:11.57)	0:58.12 [13] (0:11.70)	0:46.42 [13] (0:11.50)	0:34.92 [12] (0:11.68)	0:23.24 [12] (0:11.75)	0:11.49 [10] (0:11.49)
Average Speed [km/h]	43.9	62.0	61.5	62.1	61.4	61.1	62.8
Top Speed [km/h]	65.2	65.7	62.7	63.4	62.4	63.3	63.3
Avg. Dist. to Rail [m]	8.1	0.4	0.9	1.4	1.1	0.7	2.4
Avg. Stride Freq. [Hz]	2.2	2.3	2.3	2.3	2.3	2.3	2.4
Avg. Stride Length [m]	5.7	7.4	7.5	7.5	7.5	7.3	7.4



- [] Ranking at each section and finish
- .-.- No data available at this section
- NA No data available



Horse/Jockey Name	Antilles
Final Rank	5
Fastest Section Time (Section)	0:11.47 (1200m)
Top Speed [km/h] (Section)	63.4 (1200m)
Race State	Finished



Ipswich QLD Professional

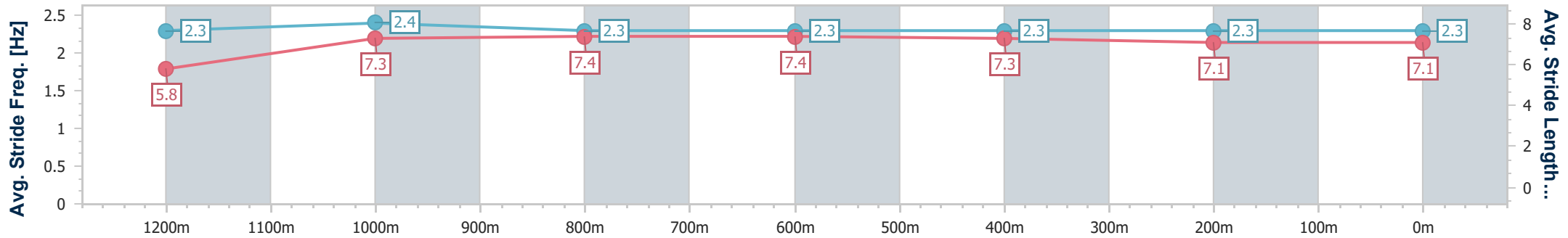
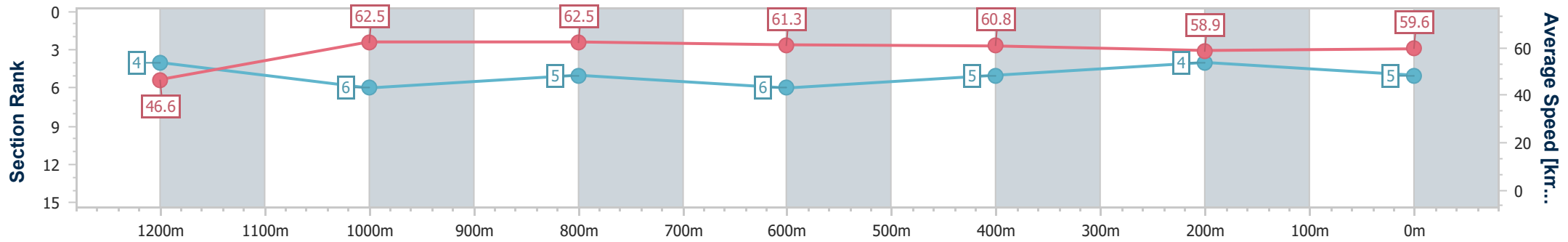
Race 1: SCHWEPPE'S Maiden Handicap - 1350m

03 October 2024 - 12:46



Track Rating: Soft 5, Weather: Overcast, Rail Position: +7m Entire

Section	Overall	1200m	1000m	800m	600m	400m	200m
Section Times	1:22.21 [5] (0:11.57)	1:10.64 [4] (0:11.47)	0:59.17 [6] (0:11.52)	0:47.65 [5] (0:11.65)	0:36.00 [6] (0:11.78)	0:24.22 [5] (0:12.15)	0:12.07 [4] (0:12.07)
Average Speed [km/h]	46.6	62.5	62.5	61.3	60.8	58.9	59.6
Top Speed [km/h]	62.7	63.4	62.9	62.7	61.5	59.8	60.4
Avg. Dist. to Rail [m]	1.0	0.4	0.7	1.6	1.9	1.3	0.6
Avg. Stride Freq. [Hz]	2.3	2.4	2.3	2.3	2.3	2.3	2.3
Avg. Stride Length [m]	5.8	7.3	7.4	7.4	7.3	7.1	7.1



- [] Ranking at each section and finish
- .-.- No data available at this section
- NA No data available



Horse/Jockey Name	Whomsonever
Final Rank	6
Fastest Section Time (Section)	0:11.39 (Overall)
Top Speed [km/h] (Section)	63.8 (1000m)
Race State	Finished



Ipswich QLD Professional

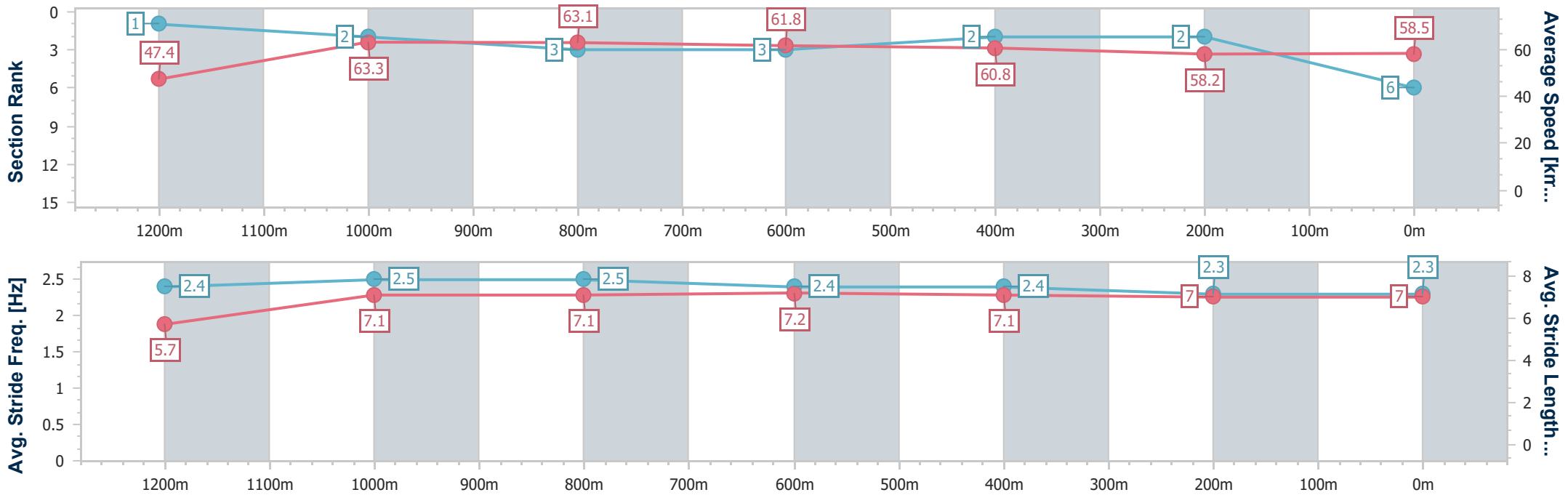
Race 1: SCHWEPPE'S Maiden Handicap - 1350m

03 October 2024 - 12:46



Track Rating: Soft 5, Weather: Overcast, Rail Position: +7m Entire

Section	Overall	1200m	1000m	800m	600m	400m	200m
Section Times	1:22.31 [6] (0:11.39)	1:10.92 [1] (0:11.41)	0:59.51 [2] (0:11.42)	0:48.09 [3] (0:11.59)	0:36.50 [3] (0:11.84)	0:24.66 [2] (0:12.36)	0:12.30 [2] (0:12.30)
Average Speed [km/h]	47.4	63.3	63.1	61.8	60.8	58.2	58.5
Top Speed [km/h]	63.7	63.7	63.8	63.7	61.6	59.7	59.8
Avg. Dist. to Rail [m]	3.4	0.6	0.2	0.3	0.6	0.3	1.1
Avg. Stride Freq. [Hz]	2.4	2.5	2.5	2.4	2.4	2.3	2.3
Avg. Stride Length [m]	5.7	7.1	7.1	7.2	7.1	7.0	7.0



- [] Ranking at each section and finish
- .-.- No data available at this section
- NA No data available



Horse/Jockey Name	Thunder Shanghai
Final Rank	7
Fastest Section Time (Section)	0:11.59 (1200m)
Top Speed [km/h] (Section)	63.0 (1200m)
Race State	Finished



Ipswich QLD Professional

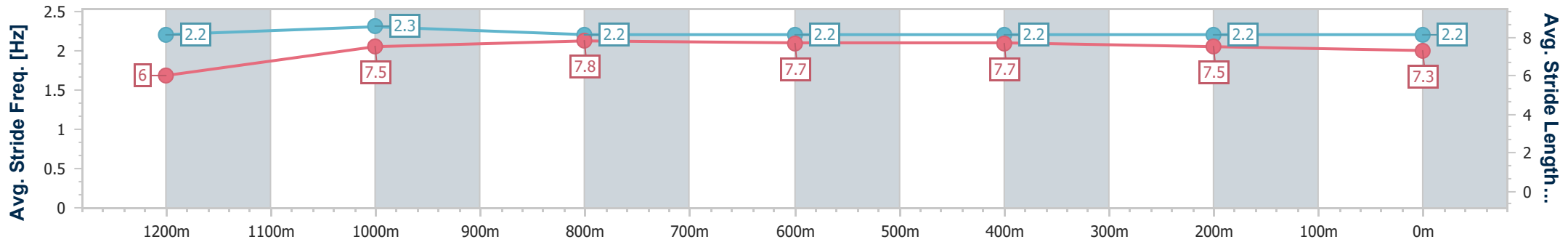
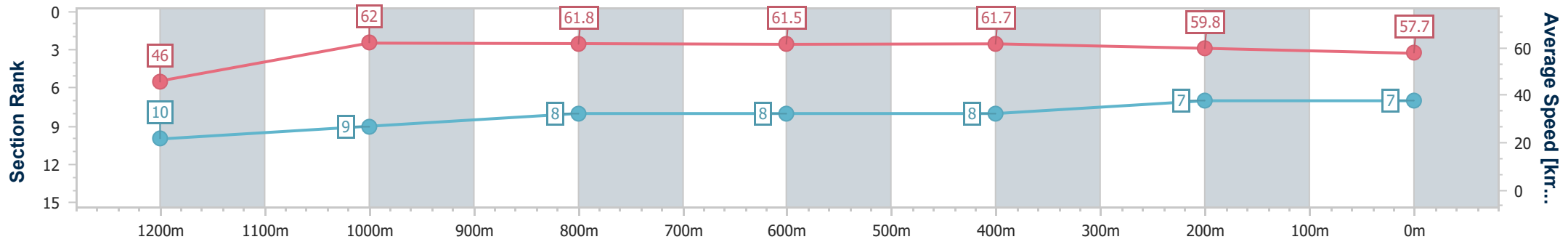
Race 1: SCHWEPPE'S Maiden Handicap - 1350m

03 October 2024 - 12:46



Track Rating: Soft 5, Weather: Overcast, Rail Position: +7m Entire

Section	Overall	1200m	1000m	800m	600m	400m	200m
Section Times	1:22.70 [7] (0:11.81)	1:10.89 [10] (0:11.59)	0:59.30 [9] (0:11.60)	0:47.70 [8] (0:11.67)	0:36.03 [8] (0:11.60)	0:24.43 [8] (0:11.96)	0:12.47 [7] (0:12.47)
Average Speed [km/h]	46.0	62.0	61.8	61.5	61.7	59.8	57.7
Top Speed [km/h]	61.3	63.0	62.6	62.6	62.8	60.9	58.5
Avg. Dist. to Rail [m]	0.7	0.8	1.3	1.3	1.0	1.2	0.9
Avg. Stride Freq. [Hz]	2.2	2.3	2.2	2.2	2.2	2.2	2.2
Avg. Stride Length [m]	6.0	7.5	7.8	7.7	7.7	7.5	7.3



- [] Ranking at each section and finish
- .-.- No data available at this section
- NA No data available



Horse/Jockey Name	Spirited Son
Final Rank	8
Fastest Section Time (Section)	0:11.15 (1200m)
Top Speed [km/h] (Section)	66.2 (1000m)
Race State	Finished



Ipswich QLD Professional

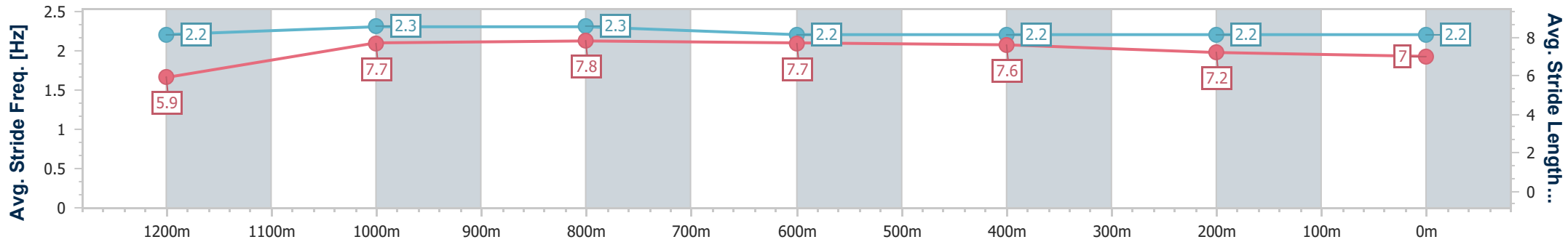
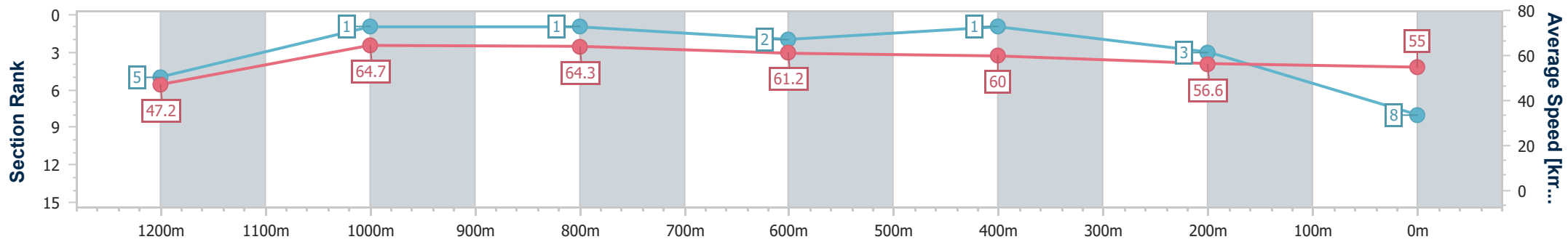
Race 1: SCHWEPPE'S Maiden Handicap - 1350m

03 October 2024 - 12:46



Track Rating: Soft 5, Weather: Overcast, Rail Position: +7m Entire

Section	Overall	1200m	1000m	800m	600m	400m	200m
Section Times	1:22.75 [8] (0:11.59)	1:11.16 [5] (0:11.15)	1:00.01 [1] (0:11.27)	0:48.74 [1] (0:11.68)	0:37.06 [2] (0:11.92)	0:25.14 [1] (0:12.49)	0:12.65 [3] (0:12.65)
Average Speed [km/h]	47.2	64.7	64.3	61.2	60.0	56.6	55.0
Top Speed [km/h]	53.8	65.8	66.2	64.9	62.3	60.9	58.8
Avg. Dist. to Rail [m]	7.6	3.1	1.1	1.3	1.6	2.1	1.9
Avg. Stride Freq. [Hz]	2.2	2.3	2.3	2.2	2.2	2.2	2.2
Avg. Stride Length [m]	5.9	7.7	7.8	7.7	7.6	7.2	7.0



- [] Ranking at each section and finish
- .-.-.- No data available at this section
- NA No data available



Horse/Jockey Name	Kubi Kudaki
Final Rank	9
Fastest Section Time (Section)	0:11.60 (800m)
Top Speed [km/h] (Section)	63.6 (1200m)
Race State	Finished



Ipswich QLD Professional

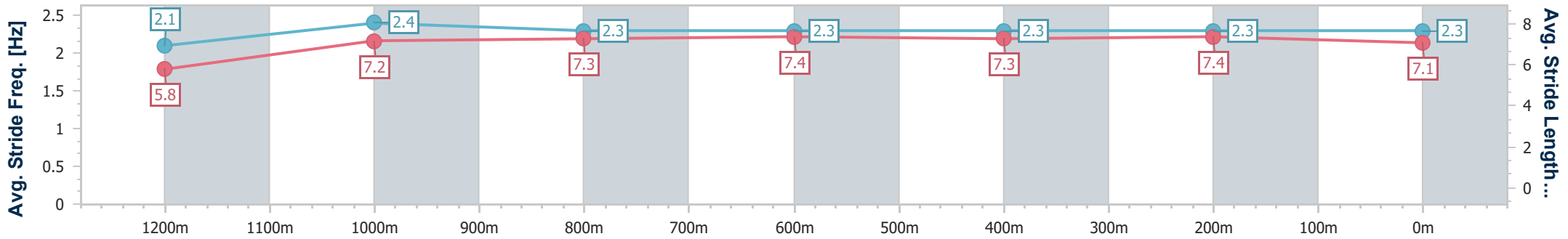
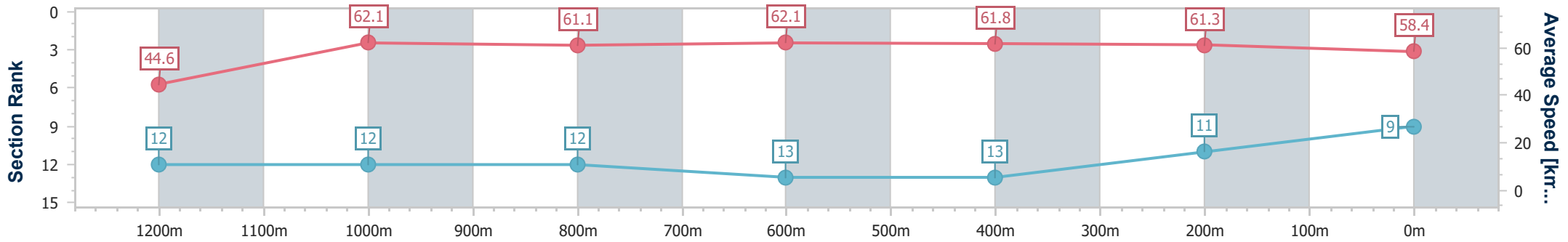
Race 1: SCHWEPPE'S Maiden Handicap - 1350m

03 October 2024 - 12:46



Track Rating: Soft 5, Weather: Overcast, Rail Position: +7m Entire

Section	Overall	1200m	1000m	800m	600m	400m	200m
Section Times	1:23.06 [9] (0:12.16)	1:10.90 [12] (0:11.63)	0:59.27 [12] (0:11.83)	0:47.44 [12] (0:11.60)	0:35.84 [13] (0:11.66)	0:24.18 [13] (0:11.83)	0:12.35 [11] (0:12.35)
Average Speed [km/h]	44.6	62.1	61.1	62.1	61.8	61.3	58.4
Top Speed [km/h]	62.3	63.6	62.9	63.5	63.0	62.4	60.3
Avg. Dist. to Rail [m]	8.4	2.2	1.0	0.3	0.7	2.6	5.3
Avg. Stride Freq. [Hz]	2.1	2.4	2.3	2.3	2.3	2.3	2.3
Avg. Stride Length [m]	5.8	7.2	7.3	7.4	7.3	7.4	7.1



- [] Ranking at each section and finish
- .-.- No data available at this section
- NA No data available



Horse/Jockey Name	Ready To Flirt
Final Rank	10
Fastest Section Time (Section)	0:11.62 (800m)
Top Speed [km/h] (Section)	62.6 (800m)
Race State	Finished



Ipswich QLD Professional

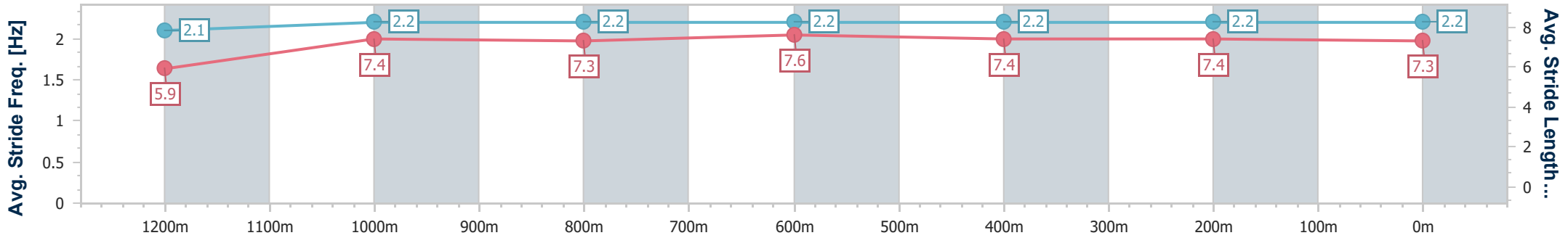
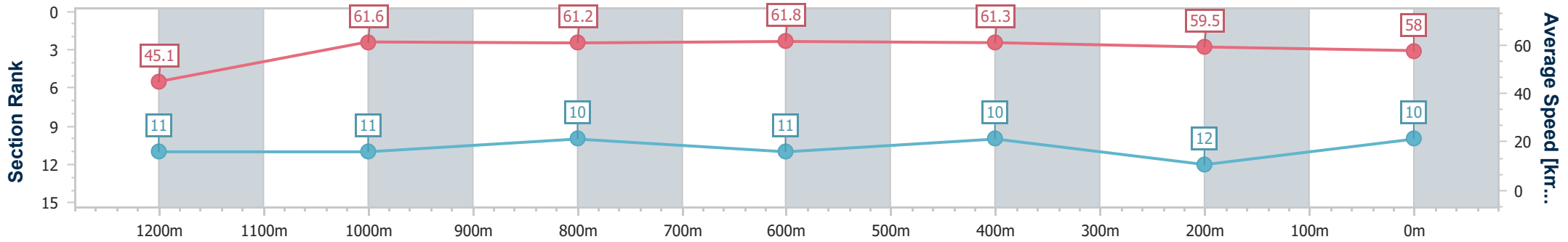
Race 1: SCHWEPPE'S Maiden Handicap - 1350m

03 October 2024 - 12:46



Track Rating: Soft 5, Weather: Overcast, Rail Position: +7m Entire

Section	Overall	1200m	1000m	800m	600m	400m	200m
Section Times	1:23.12 [10] (0:11.94)	1:11.18 [11] (0:11.68)	0:59.50 [11] (0:11.73)	0:47.77 [10] (0:11.62)	0:36.15 [11] (0:11.69)	0:24.46 [10] (0:12.07)	0:12.39 [12] (0:12.39)
Average Speed [km/h]	45.1	61.6	61.2	61.8	61.3	59.5	58.0
Top Speed [km/h]	62.3	62.3	62.2	62.6	62.3	60.3	59.2
Avg. Dist. to Rail [m]	0.4	0.4	0.5	0.9	0.9	1.1	0.6
Avg. Stride Freq. [Hz]	2.1	2.2	2.2	2.2	2.2	2.2	2.2
Avg. Stride Length [m]	5.9	7.4	7.3	7.6	7.4	7.4	7.3



- [] Ranking at each section and finish
- .-.- No data available at this section
- NA No data available



Horse/Jockey Name	He's Finesse
Final Rank	11
Fastest Section Time (Section)	0:11.60 (800m)
Top Speed [km/h] (Section)	62.7 (800m)
Race State	Finished



Ipswich QLD Professional

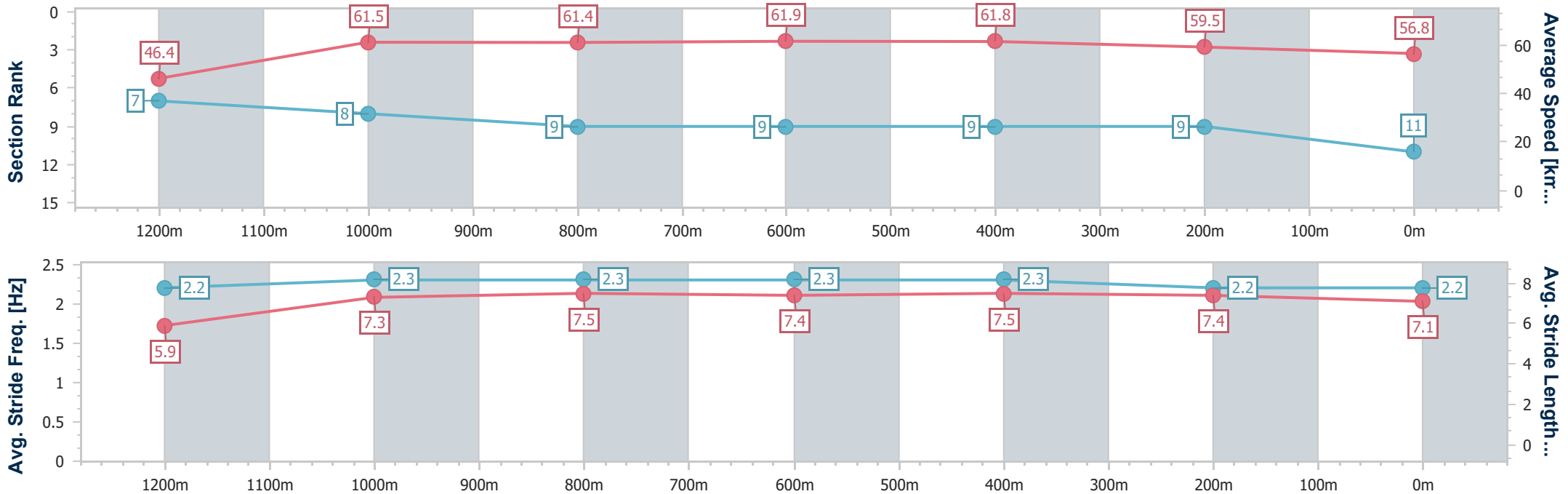
Race 1: SCHWEPPE'S Maiden Handicap - 1350m

03 October 2024 - 12:46



Track Rating: Soft 5, Weather: Overcast, Rail Position: +7m Entire

Section	Overall	1200m	1000m	800m	600m	400m	200m
Section Times	1:23.22 [11] (0:11.66)	1:11.56 [7] (0:11.71)	0:59.85 [8] (0:11.73)	0:48.12 [9] (0:11.60)	0:36.52 [9] (0:11.64)	0:24.88 [9] (0:12.21)	0:12.67 [9] (0:12.67)
Average Speed [km/h]	46.4	61.5	61.4	61.9	61.8	59.5	56.8
Top Speed [km/h]	62.7	62.7	62.4	62.7	62.4	60.9	58.2
Avg. Dist. to Rail [m]	4.8	1.3	0.5	0.3	0.4	2.2	2.4
Avg. Stride Freq. [Hz]	2.2	2.3	2.3	2.3	2.3	2.2	2.2
Avg. Stride Length [m]	5.9	7.3	7.5	7.4	7.5	7.4	7.1



- [] Ranking at each section and finish
- .-.- No data available at this section
- NA No data available



Horse/Jockey Name	Whisky Tycoon
Final Rank	12
Fastest Section Time (Section)	0:11.57 (800m)
Top Speed [km/h] (Section)	63.6 (Overall)
Race State	Finished



Ipswich QLD Professional

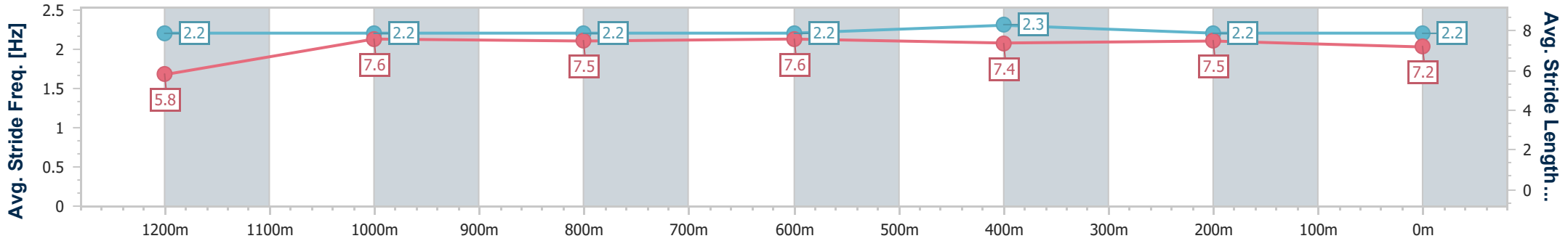
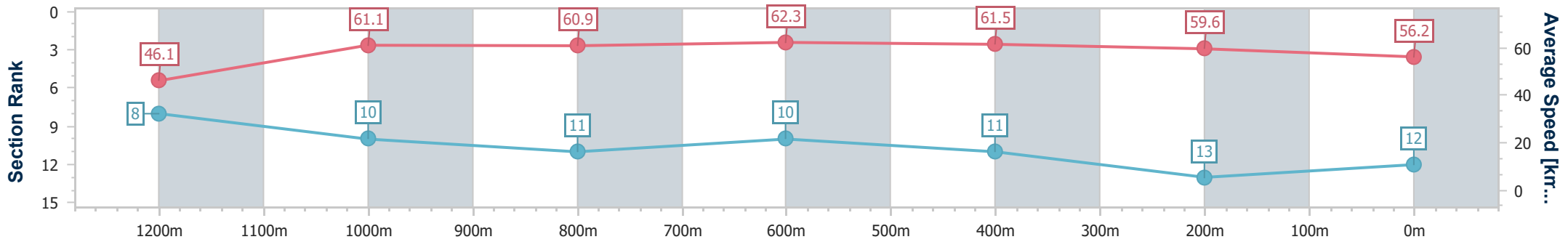
Race 1: SCHWEPPE'S Maiden Handicap - 1350m

03 October 2024 - 12:46



Track Rating: Soft 5, Weather: Overcast, Rail Position: +7m Entire

Section	Overall	1200m	1000m	800m	600m	400m	200m
Section Times	1:23.54 [12] (0:11.72)	1:11.82 [8] (0:11.82)	1:00.00 [10] (0:11.82)	0:48.18 [11] (0:11.57)	0:36.61 [10] (0:11.74)	0:24.87 [11] (0:12.09)	0:12.78 [13] (0:12.78)
Average Speed [km/h]	46.1	61.1	60.9	62.3	61.5	59.6	56.2
Top Speed [km/h]	63.6	62.8	61.8	62.7	62.6	60.5	58.6
Avg. Dist. to Rail [m]	2.4	0.6	0.8	0.4	0.8	0.8	4.2
Avg. Stride Freq. [Hz]	2.2	2.2	2.2	2.2	2.3	2.2	2.2
Avg. Stride Length [m]	5.8	7.6	7.5	7.6	7.4	7.5	7.2



- [] Ranking at each section and finish
- .-.- No data available at this section
- NA No data available



Horse/Jockey Name	Kurabenii
Final Rank	13
Fastest Section Time (Section)	0:11.23 (1000m)
Top Speed [km/h] (Section)	64.8 (1200m)
Race State	Finished



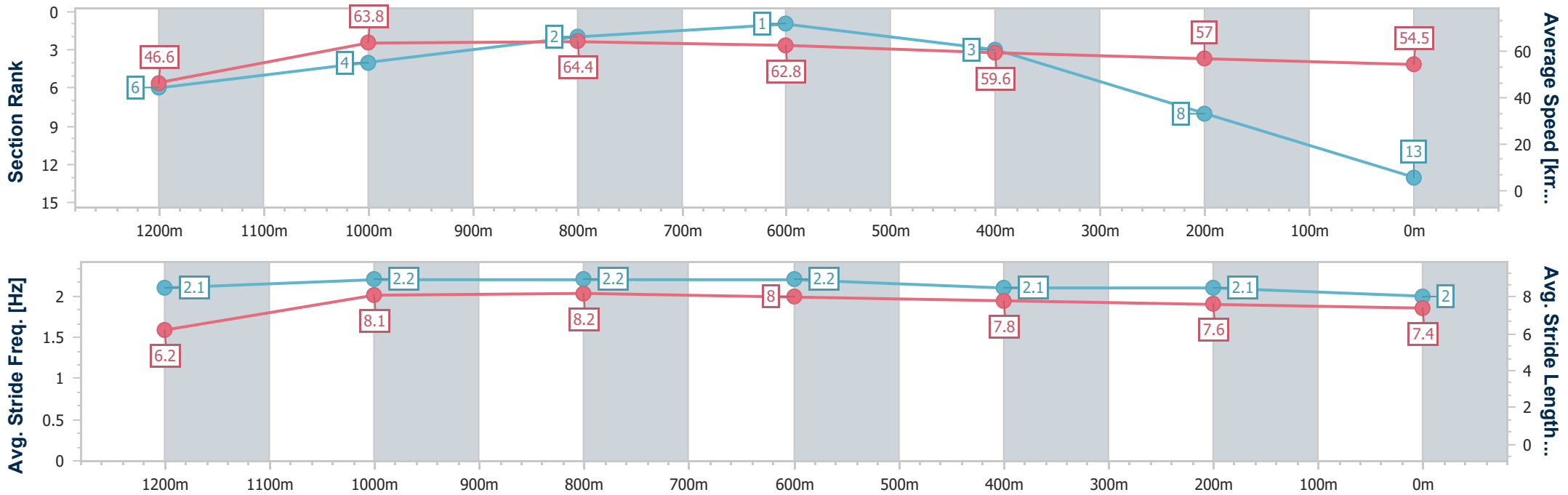
Ipswich QLD Professional
Race 1: SCHWEPPE'S Maiden Handicap - 1350m



03 October 2024 - 12:46

Track Rating: Soft 5, Weather: Overcast, Rail Position: +7m Entire

Section	Overall	1200m	1000m	800m	600m	400m	200m
Section Times	1:23.63 [13] (0:11.65)	1:11.98 [6] (0:11.31)	1:00.67 [4] (0:11.23)	0:49.44 [2] (0:11.48)	0:37.96 [1] (0:12.06)	0:25.90 [3] (0:12.69)	0:13.21 [8] (0:13.21)
Average Speed [km/h]	46.6	63.8	64.4	62.8	59.6	57.0	54.5
Top Speed [km/h]	63.7	64.8	64.8	64.1	61.7	58.1	56.2
Avg. Dist. to Rail [m]	9.1	4.3	1.6	0.4	0.2	1.6	3.2
Avg. Stride Freq. [Hz]	2.1	2.2	2.2	2.2	2.1	2.1	2.0
Avg. Stride Length [m]	6.2	8.1	8.2	8.0	7.8	7.6	7.4



- [] Ranking at each section and finish
- .-.- No data available at this section
- NA No data available

Ipswich QLD Professional

Race 2: GREAT NORTHERN Maiden Plate - 1690m

03 October 2024 - 13:25

Track Rating: Soft 5, Weather: Overcast, Rail Position: +7m Entire

Section		Overall	1400m	1200m	1000m	800m	600m	400m	Last 600m				
Field Times		1:45.33 (0:20.39)	1:24.94 (0:11.82)	1:13.12 (0:12.41)	1:00.71 (0:12.61)	0:48.10 (0:12.46)	0:35.64 (0:12.04)	0:23.60 (0:11.67)	0:35.64				
Rank	TAB Horse/Jockey	Barrier	Top Speed [km/h]	Fastest Section									Distance Travelled [m]
1	1 BLUEPRINT Michael Murphy	9	62.2 400m	0:11.67 400m	1:45.33 [1] (0:20.69)	1:24.64 [4] (0:12.03)	1:12.61 [4] (0:12.36)	1:00.25 [4] (0:12.42)	0:47.83 [4] (0:12.34)	0:35.49 [3] (0:11.89)	0:23.60 [1] (0:11.67)	0:35.49	
2	6 AUTORA James Orman	5	64.2 200m	0:11.52 400m	1:45.35 [2] (0:21.02)	1:24.33 [6] (0:11.97)	1:12.36 [6] (0:12.41)	0:59.95 [7] (0:12.53)	0:47.42 [7] (0:12.36)	0:35.06 [7] (0:11.83)	0:23.23 [2] (0:11.52)	0:35.06	+5
3	8 EFFIE'S JOY Jade Hampson	7	63.1 200m	0:11.49 200m	1:46.00 [3] (0:21.25)	1:24.75 [8] (0:11.91)	1:12.84 [8] (0:12.44)	1:00.40 [8] (0:12.44)	0:47.96 [8] (0:12.32)	0:35.64 [8] (0:12.14)	0:23.50 [7] (0:12.01)	0:35.64	+4
4	5 SHARMAN PETE Micheal Hellyer	2	61.7 Overall	0:11.84 400m	1:46.19 [4] (0:20.63)	1:25.56 [3] (0:11.98)	1:13.58 [3] (0:12.40)	1:01.18 [3] (0:12.46)	0:48.72 [3] (0:12.42)	0:36.30 [4] (0:12.36)	0:23.94 [4] (0:11.84)	0:36.30	-1
5	10 SAKURA MAGIC Noriyuki Masuda	1	60.6 1400m	0:11.97 1400m	1:47.78 [5] (0:21.04)	1:26.74 [7] (0:11.97)	1:14.77 [7] (0:12.37)	1:02.40 [5] (0:12.42)	0:49.98 [5] (0:12.35)	0:37.63 [6] (0:12.38)	0:25.25 [8] (0:12.87)	0:37.63	-3
6	2 BREYTENBACH Colleen Krahnen	8	62.6 Overall	0:11.75 1400m	1:47.80 [6] (0:20.46)	1:27.34 [2] (0:11.75)	1:15.59 [1] (0:12.41)	1:03.18 [1] (0:12.61)	0:50.57 [1] (0:12.46)	0:38.11 [1] (0:12.47)	0:25.64 [3] (0:12.67)	0:38.11	+0
7	9 MISTY GOLD Michael Schrapel	6	60.7 1400m	0:11.97 1400m	1:47.98 [7] (0:21.01)	1:26.97 [5] (0:11.97)	1:15.00 [5] (0:12.41)	1:02.59 [6] (0:12.42)	0:50.17 [6] (0:12.31)	0:37.86 [5] (0:12.28)	0:25.58 [5] (0:12.70)	0:37.86	+7
8	14 WIND OF HEAVEN Nozi Tomizawa	3	64.9 Overall	0:11.98 1400m	1:48.92 [8] (0:20.39)	1:28.53 [1] (0:11.98)	1:16.55 [2] (0:12.39)	1:04.16 [2] (0:12.52)	0:51.64 [2] (0:12.46)	0:39.18 [2] (0:12.67)	0:26.51 [6] (0:13.06)	0:39.18	-1

Scratched: Optimus Maximus (#4), Crimson Echo (#7), Belmont Park (#12), You Kay Squeeze (#11), Dulverton Charm (#3), Call Sign (#13)



Ipswich QLD Professional
Race 2: GREAT NORTHERN Maiden Plate - 1690m
 03 October 2024 - 13:25



Track Rating: Soft 5, Weather: Overcast, Rail Position: +7m Entire

Section				200m				Last 600m	
Field Times				0:11.93 (0:11.93)				0:35.64	
Rank	TAB	Horse/Jockey	Barrier	Top Speed [km/h]	Fastest Section	Margin			Distance Travelled [m]
1	1	BLUEPRINT Michael Murphy	9	62.2 400m	0:11.67 400m	0:11.93 [1] (0:11.93)	1:45.33		0:35.49
2	6	AUTORA James Orman	5	64.2 200m	0:11.52 400m	0:11.71 [2] (0:11.71)	0.1L		0:35.06 +5
3	8	EFFIE'S JOY Jade Hampson	7	63.1 200m	0:11.49 200m	0:11.49 [4] (0:11.49)	3.97L		0:35.64 +4
4	5	SHARMAN PETE Micheal Hellyer	2	61.7 Overall	0:11.84 400m	0:12.10 [3] (0:12.10)	5.04L		0:36.30 -1
5	10	SAKURA MAGIC Noriyuki Masuda	1	60.6 1400m	0:11.97 1400m	0:12.38 [7] (0:12.38)	14.4L		0:37.63 -3
6	2	BREYTENBACH Colleen Krahn	8	62.6 Overall	0:11.75 1400m	0:12.97 [5] (0:12.97)	14.52L		0:38.11 +0
7	9	MISTY GOLD Michael Schrapel	6	60.7 1400m	0:11.97 1400m	0:12.88 [6] (0:12.88)	15.59L		0:37.86 +7
8	14	WIND OF HEAVEN Nozi Tomizawa	3	64.9 Overall	0:11.98 1400m	0:13.45 [8] (0:13.45)	21.11L		0:39.18 -1

Scratched: Optimus Maximus (#4), Crimson Echo (#7), Belmont Park (#12), You Kay Squeeze (#11), Dulverton Charm (#3), Call Sign (#13)

[] Ranking at each section and finish
 -:-:- No data available at this section
 NA No data available

SCN Saddle cloth number
 DNF Did not finish
 DNT Did not track



Horse/Jockey Name	Blueprint
Final Rank	1
Fastest Section Time (Section)	0:11.67 (400m)
Top Speed [km/h] (Section)	62.2 (400m)
Race State	Finished



Ipswich QLD Professional

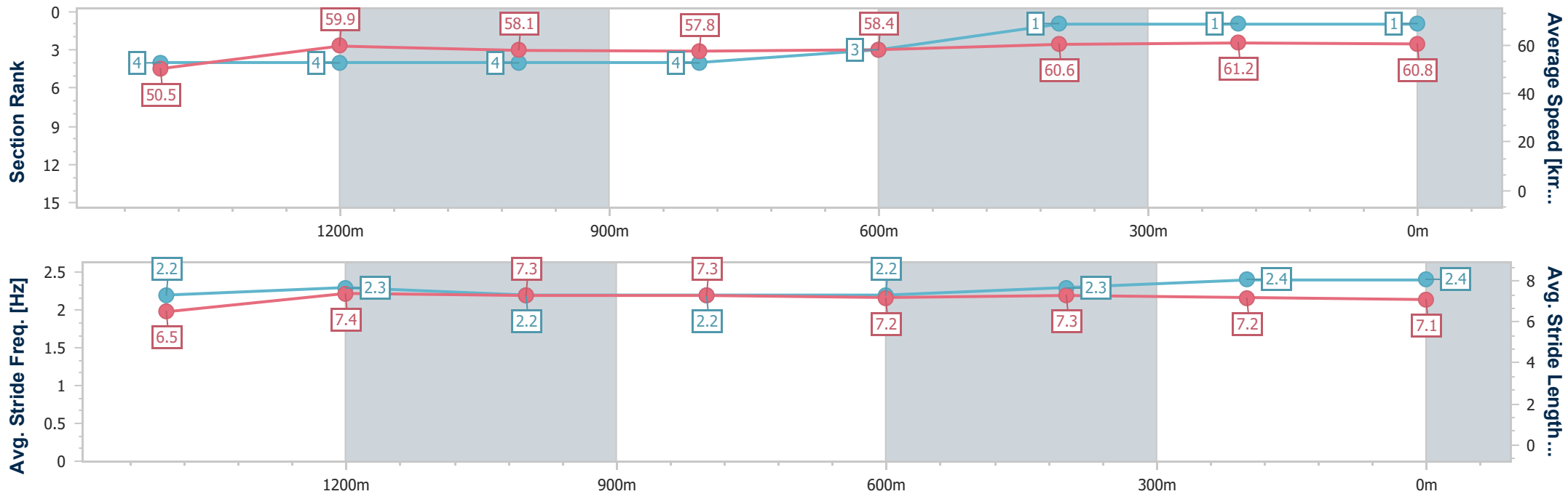
Race 2: GREAT NORTHERN Maiden Plate - 1690m

03 October 2024 - 13:25



Track Rating: Soft 5, Weather: Overcast, Rail Position: +7m Entire

Section	Overall	1400m	1200m	1000m	800m	600m	400m	200m
Section Times	1:45.33 [1] (0:20.69)	1:24.64 [4] (0:12.03)	1:12.61 [4] (0:12.36)	1:00.25 [4] (0:12.42)	0:47.83 [4] (0:12.34)	0:35.49 [3] (0:11.89)	0:23.60 [1] (0:11.67)	0:11.93 [1] (0:11.93)
Average Speed [km/h]	50.5	59.9	58.1	57.8	58.4	60.6	61.2	60.8
Top Speed [km/h]	60.1	60.3	59.5	58.6	60.3	61.0	62.2	61.6
Avg. Dist. to Rail [m]	4.8	0.3	0.2	0.2	0.2	0.7	1.6	0.8
Avg. Stride Freq. [Hz]	2.2	2.3	2.2	2.2	2.2	2.3	2.4	2.4
Avg. Stride Length [m]	6.5	7.4	7.3	7.3	7.2	7.3	7.2	7.1



- [] Ranking at each section and finish
- .-.- No data available at this section
- NA No data available



Horse/Jockey Name	Autura
Final Rank	2
Fastest Section Time (Section)	0:11.52 (400m)
Top Speed [km/h] (Section)	64.2 (200m)
Race State	Finished



Ipswich QLD Professional

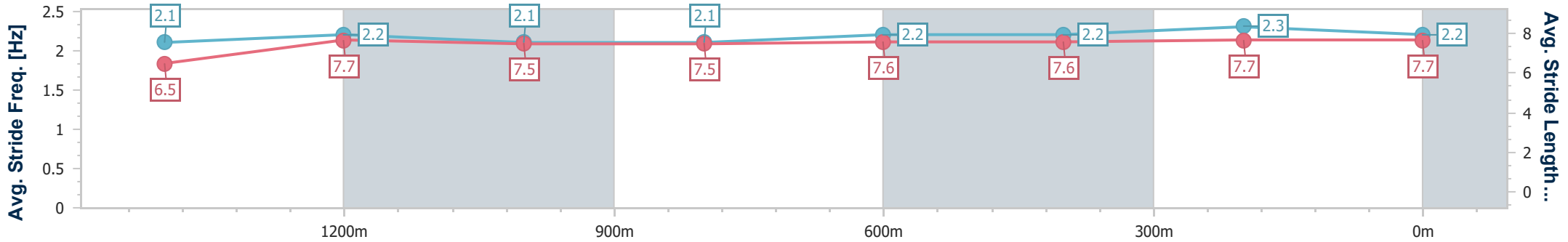
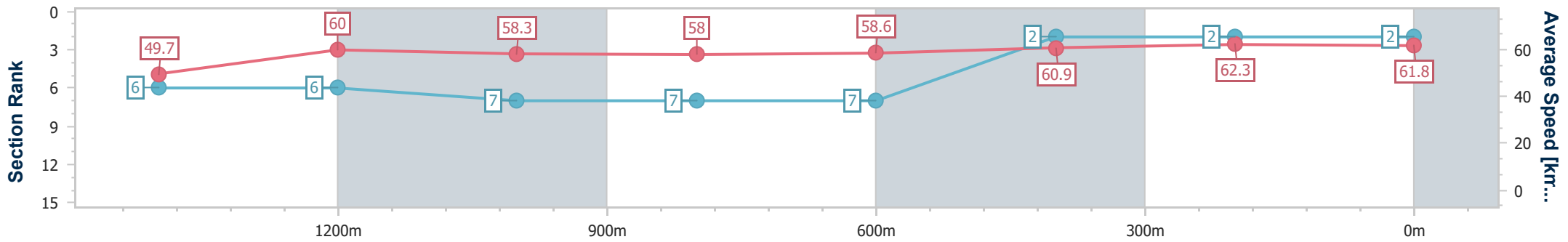
Race 2: GREAT NORTHERN Maiden Plate - 1690m

03 October 2024 - 13:25



Track Rating: Soft 5, Weather: Overcast, Rail Position: +7m Entire

Section	Overall	1400m	1200m	1000m	800m	600m	400m	200m
Section Times	1:45.35 [2] (0:21.02)	1:24.33 [6] (0:11.97)	1:12.36 [6] (0:12.41)	0:59.95 [7] (0:12.53)	0:47.42 [7] (0:12.36)	0:35.06 [7] (0:11.83)	0:23.23 [2] (0:11.52)	0:11.71 [2] (0:11.71)
Average Speed [km/h]	49.7	60.0	58.3	58.0	58.6	60.9	62.3	61.8
Top Speed [km/h]	60.8	60.6	59.9	58.8	60.2	62.5	64.1	64.2
Avg. Dist. to Rail [m]	2.4	0.4	1.1	2.5	1.7	0.7	0.3	0.5
Avg. Stride Freq. [Hz]	2.1	2.2	2.1	2.1	2.2	2.2	2.3	2.2
Avg. Stride Length [m]	6.5	7.7	7.5	7.5	7.6	7.6	7.7	7.7



- [] Ranking at each section and finish
- .-.- No data available at this section
- NA No data available



Horse/Jockey Name	Effie's Joy
Final Rank	3
Fastest Section Time (Section)	0:11.49 (200m)
Top Speed [km/h] (Section)	63.1 (200m)
Race State	Finished



Ipswich QLD Professional

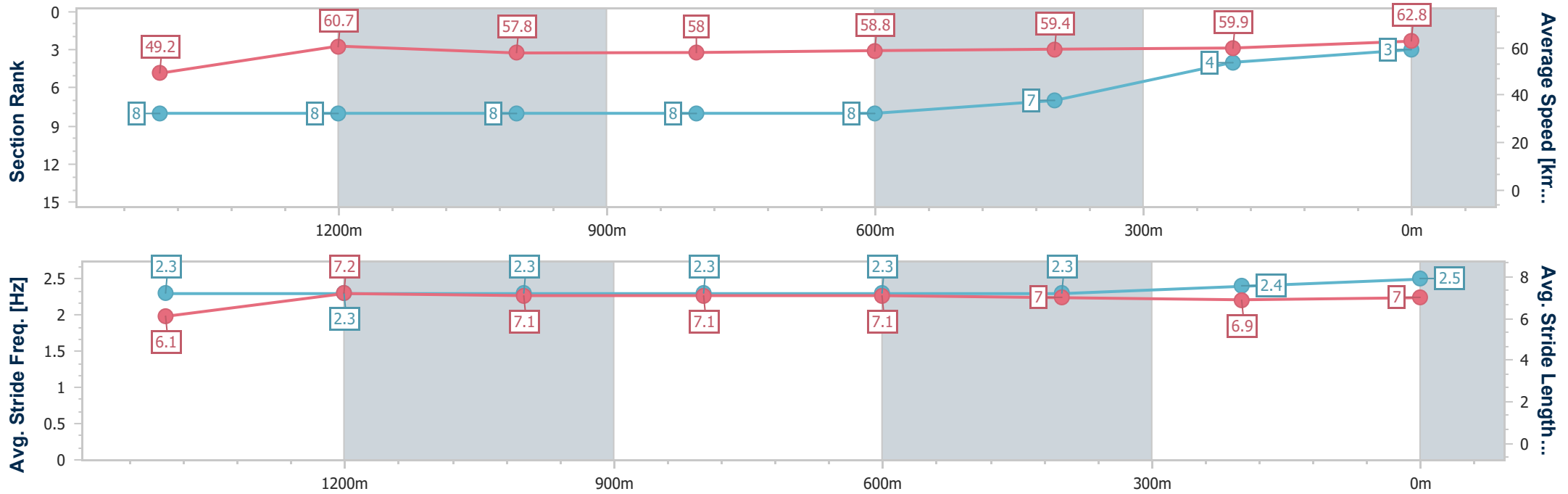
Race 2: GREAT NORTHERN Maiden Plate - 1690m

03 October 2024 - 13:25



Track Rating: Soft 5, Weather: Overcast, Rail Position: +7m Entire

Section	Overall	1400m	1200m	1000m	800m	600m	400m	200m
Section Times	1:46.00 [3] (0:21.25)	1:24.75 [8] (0:11.91)	1:12.84 [8] (0:12.44)	1:00.40 [8] (0:12.44)	0:47.96 [8] (0:12.32)	0:35.64 [8] (0:12.14)	0:23.50 [7] (0:12.01)	0:11.49 [4] (0:11.49)
Average Speed [km/h]	49.2	60.7	57.8	58.0	58.8	59.4	59.9	62.8
Top Speed [km/h]	61.8	62.2	58.9	58.6	60.0	61.1	62.9	63.1
Avg. Dist. to Rail [m]	4.1	0.5	0.6	0.6	0.6	0.6	0.6	2.9
Avg. Stride Freq. [Hz]	2.3	2.3	2.3	2.3	2.3	2.3	2.4	2.5
Avg. Stride Length [m]	6.1	7.2	7.1	7.1	7.1	7.0	6.9	7.0



- [] Ranking at each section and finish
- .-.- No data available at this section
- NA No data available



Horse/Jockey Name	Sharman Pete
Final Rank	4
Fastest Section Time (Section)	0:11.84 (400m)
Top Speed [km/h] (Section)	61.7 (Overall)
Race State	Finished



Ipswich QLD Professional

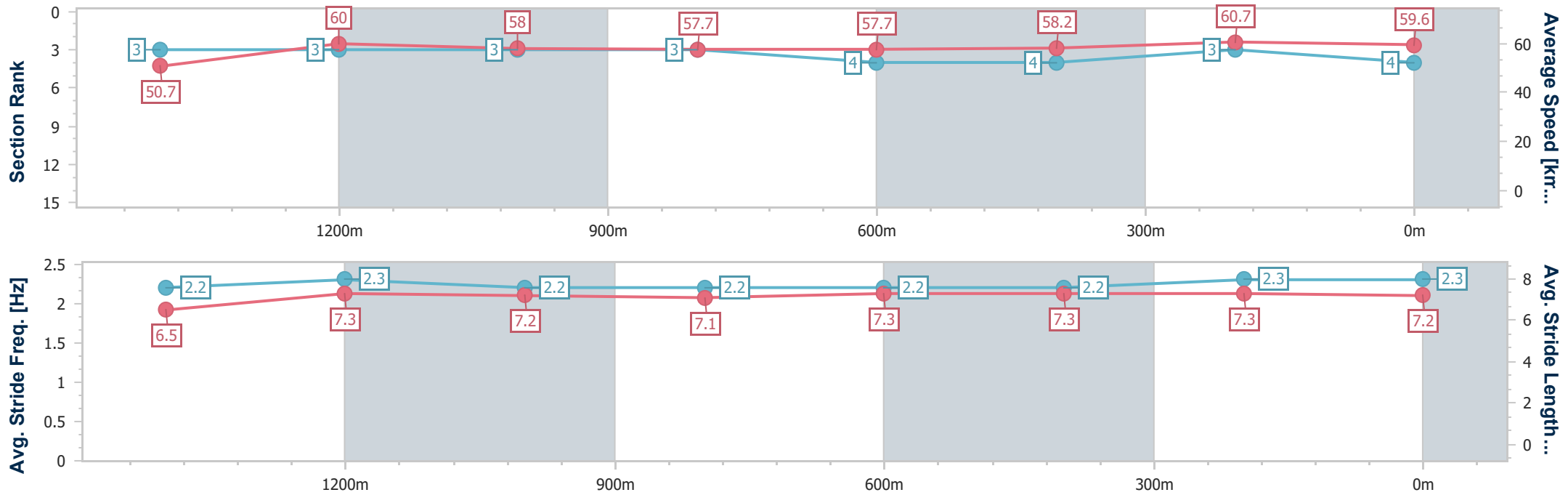
Race 2: GREAT NORTHERN Maiden Plate - 1690m

03 October 2024 - 13:25



Track Rating: Soft 5, Weather: Overcast, Rail Position: +7m Entire

Section	Overall	1400m	1200m	1000m	800m	600m	400m	200m
Section Times	1:46.19 [4] (0:20.63)	1:25.56 [3] (0:11.98)	1:13.58 [3] (0:12.40)	1:01.18 [3] (0:12.46)	0:48.72 [3] (0:12.42)	0:36.30 [4] (0:12.36)	0:23.94 [4] (0:11.84)	0:12.10 [3] (0:12.10)
Average Speed [km/h]	50.7	60.0	58.0	57.7	57.7	58.2	60.7	59.6
Top Speed [km/h]	61.7	60.6	59.7	58.3	58.8	59.7	61.2	60.8
Avg. Dist. to Rail [m]	1.4	0.5	0.3	0.4	0.6	0.2	0.7	0.5
Avg. Stride Freq. [Hz]	2.2	2.3	2.2	2.2	2.2	2.2	2.3	2.3
Avg. Stride Length [m]	6.5	7.3	7.2	7.1	7.3	7.3	7.3	7.2



- [] Ranking at each section and finish
- .-.- No data available at this section
- NA No data available



Horse/Jockey Name	Sakura Magic
Final Rank	5
Fastest Section Time (Section)	0:11.97 (1400m)
Top Speed [km/h] (Section)	60.6 (1400m)
Race State	Finished



Ipswich QLD Professional

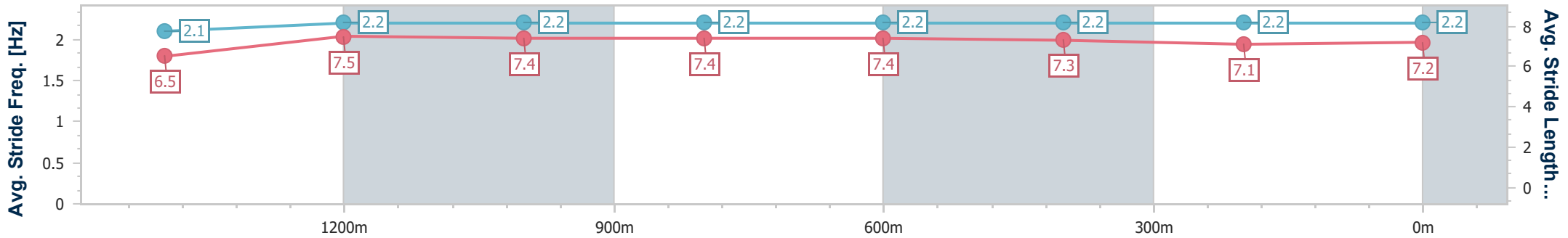
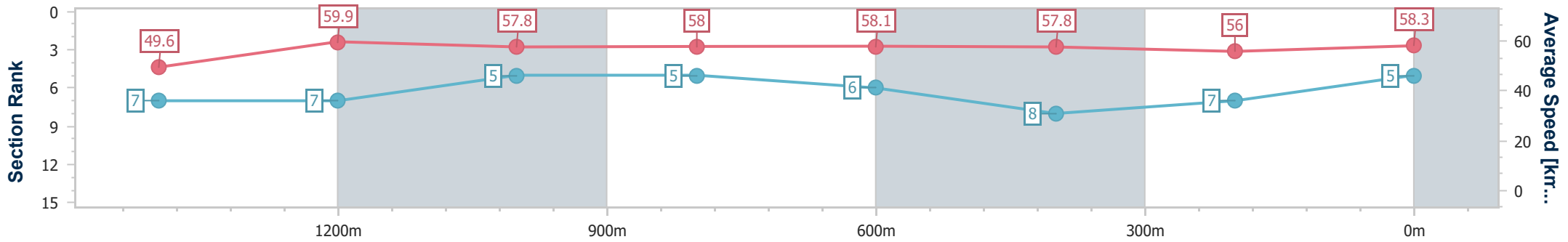
Race 2: GREAT NORTHERN Maiden Plate - 1690m

03 October 2024 - 13:25



Track Rating: Soft 5, Weather: Overcast, Rail Position: +7m Entire

Section	Overall	1400m	1200m	1000m	800m	600m	400m	200m
Section Times	1:47.78 [5] (0:21.04)	1:26.74 [7] (0:11.97)	1:14.77 [7] (0:12.37)	1:02.40 [5] (0:12.42)	0:49.98 [5] (0:12.35)	0:37.63 [6] (0:12.38)	0:25.25 [8] (0:12.87)	0:12.38 [7] (0:12.38)
Average Speed [km/h]	49.6	59.9	57.8	58.0	58.1	57.8	56.0	58.3
Top Speed [km/h]	60.1	60.6	59.4	58.2	58.7	59.0	58.6	59.0
Avg. Dist. to Rail [m]	1.0	1.3	1.3	0.9	0.7	0.9	0.8	0.9
Avg. Stride Freq. [Hz]	2.1	2.2	2.2	2.2	2.2	2.2	2.2	2.2
Avg. Stride Length [m]	6.5	7.5	7.4	7.4	7.4	7.3	7.1	7.2



- [] Ranking at each section and finish
- .-.- No data available at this section
- NA No data available



Horse/Jockey Name	Breytenbach
Final Rank	6
Fastest Section Time (Section)	0:11.75 (1400m)
Top Speed [km/h] (Section)	62.6 (Overall)
Race State	Finished



Ipswich QLD Professional

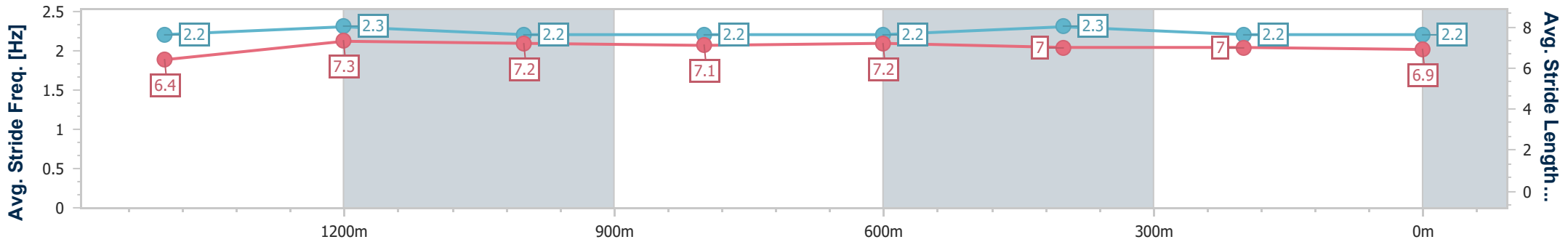
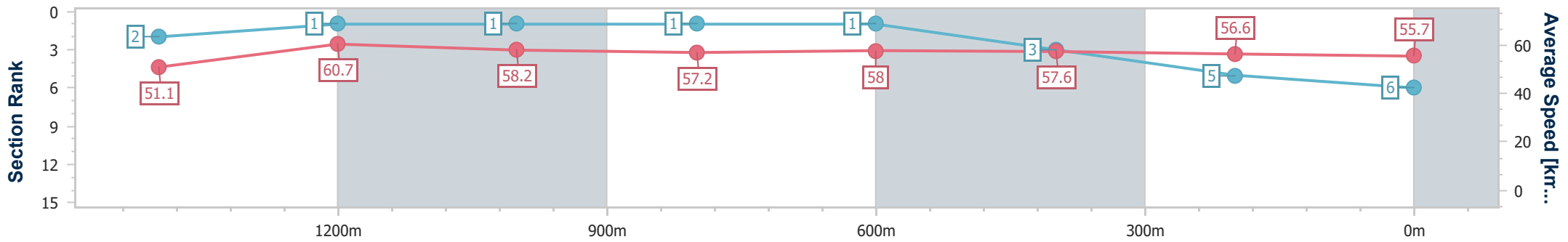
Race 2: GREAT NORTHERN Maiden Plate - 1690m

03 October 2024 - 13:25



Track Rating: Soft 5, Weather: Overcast, Rail Position: +7m Entire

Section	Overall	1400m	1200m	1000m	800m	600m	400m	200m
Section Times	1:47.80 [6] (0:20.46)	1:27.34 [2] (0:11.75)	1:15.59 [1] (0:12.41)	1:03.18 [1] (0:12.61)	0:50.57 [1] (0:12.46)	0:38.11 [1] (0:12.47)	0:25.64 [3] (0:12.67)	0:12.97 [5] (0:12.97)
Average Speed [km/h]	51.1	60.7	58.2	57.2	58.0	57.6	56.6	55.7
Top Speed [km/h]	62.6	61.9	59.5	57.7	58.5	58.5	57.0	56.4
Avg. Dist. to Rail [m]	3.8	1.6	0.3	0.9	0.4	0.5	1.3	0.5
Avg. Stride Freq. [Hz]	2.2	2.3	2.2	2.2	2.2	2.3	2.2	2.2
Avg. Stride Length [m]	6.4	7.3	7.2	7.1	7.2	7.0	7.0	6.9



- [] Ranking at each section and finish
- .-.-.- No data available at this section
- NA No data available



Horse/Jockey Name	Misty Gold
Final Rank	7
Fastest Section Time (Section)	0:11.97 (1400m)
Top Speed [km/h] (Section)	60.7 (1400m)
Race State	Finished



Ipswich QLD Professional

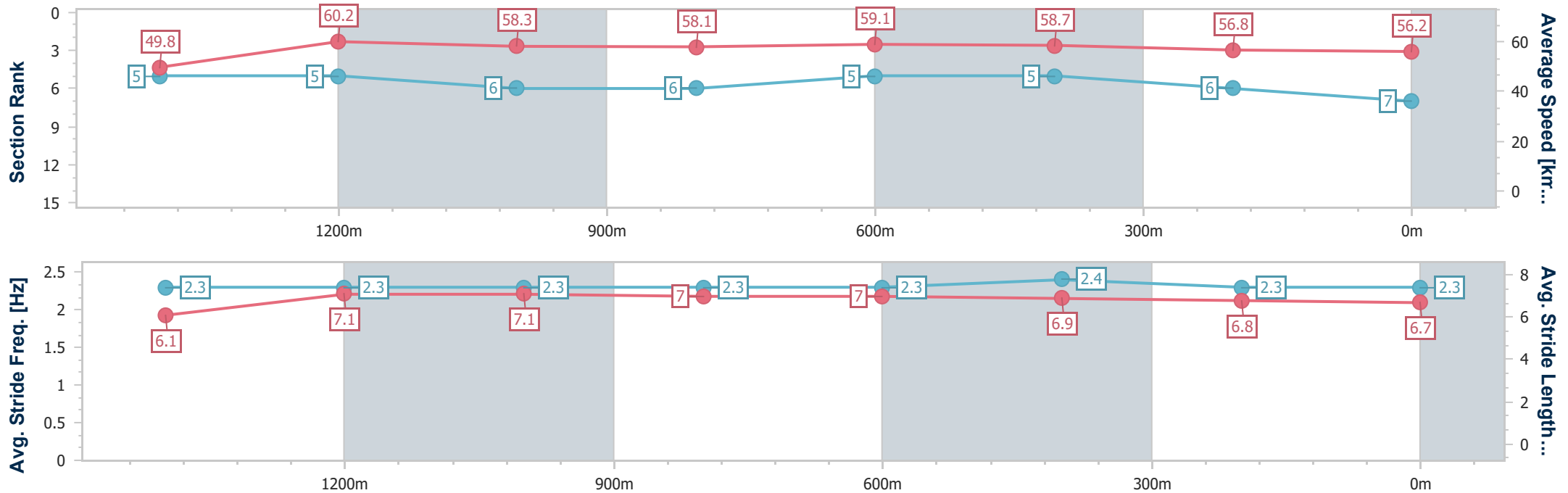
Race 2: GREAT NORTHERN Maiden Plate - 1690m

03 October 2024 - 13:25



Track Rating: Soft 5, Weather: Overcast, Rail Position: +7m Entire

Section	Overall	1400m	1200m	1000m	800m	600m	400m	200m
Section Times	1:47.98 [7] (0:21.01)	1:26.97 [5] (0:11.97)	1:15.00 [5] (0:12.41)	1:02.59 [6] (0:12.42)	0:50.17 [6] (0:12.31)	0:37.86 [5] (0:12.28)	0:25.58 [5] (0:12.70)	0:12.88 [6] (0:12.88)
Average Speed [km/h]	49.8	60.2	58.3	58.1	59.1	58.7	56.8	56.2
Top Speed [km/h]	60.4	60.7	59.3	59.4	60.5	60.5	57.7	57.0
Avg. Dist. to Rail [m]	2.9	0.5	1.4	1.5	1.8	1.6	0.8	1.5
Avg. Stride Freq. [Hz]	2.3	2.3	2.3	2.3	2.3	2.4	2.3	2.3
Avg. Stride Length [m]	6.1	7.1	7.1	7.0	7.0	6.9	6.8	6.7



- [] Ranking at each section and finish
- .-.- No data available at this section
- NA No data available



Horse/Jockey Name	Wind Of Heaven
Final Rank	8
Fastest Section Time (Section)	0:11.98 (1400m)
Top Speed [km/h] (Section)	64.9 (Overall)
Race State	Finished



Ipswich QLD Professional

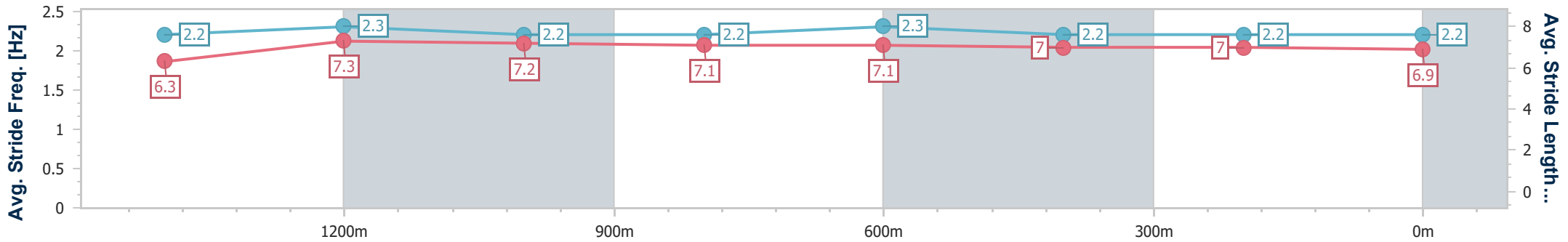
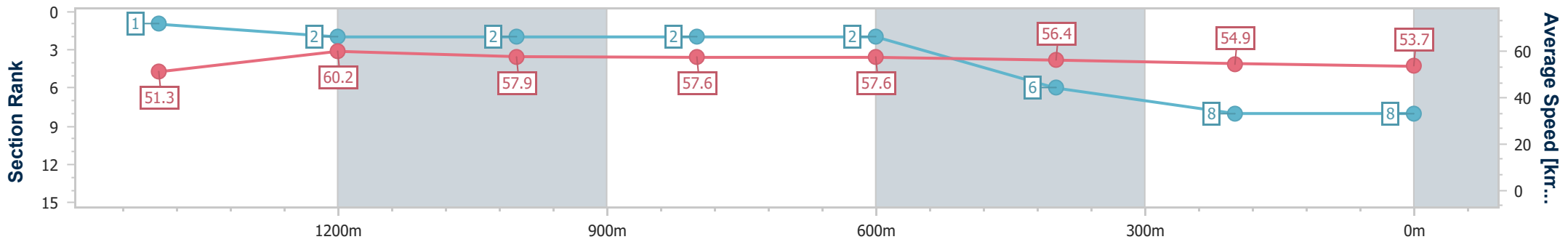
Race 2: GREAT NORTHERN Maiden Plate - 1690m

03 October 2024 - 13:25



Track Rating: Soft 5, Weather: Overcast, Rail Position: +7m Entire

Section	Overall	1400m	1200m	1000m	800m	600m	400m	200m
Section Times	1:48.92 [8] (0:20.39)	1:28.53 [1] (0:11.98)	1:16.55 [2] (0:12.39)	1:04.16 [2] (0:12.52)	0:51.64 [2] (0:12.46)	0:39.18 [2] (0:12.67)	0:26.51 [6] (0:13.06)	0:13.45 [8] (0:13.45)
Average Speed [km/h]	51.3	60.2	57.9	57.6	57.6	56.4	54.9	53.7
Top Speed [km/h]	64.9	60.6	59.4	57.9	58.0	58.2	55.1	54.7
Avg. Dist. to Rail [m]	2.2	0.3	0.1	0.2	0.7	1.2	1.5	0.5
Avg. Stride Freq. [Hz]	2.2	2.3	2.2	2.2	2.3	2.2	2.2	2.2
Avg. Stride Length [m]	6.3	7.3	7.2	7.1	7.1	7.0	7.0	6.9



- [] Ranking at each section and finish
- .-.- No data available at this section
- NA No data available

Track Rating: Soft 5, Weather: Overcast, Rail Position: +7m Entire

Section		Overall	1400m	1200m	1000m	800m	600m	400m	Last 600m				
Field Times		1:44.60 (0:20.11)	1:24.49 (0:12.51)	1:11.98 (0:12.63)	0:59.35 (0:12.73)	0:46.62 (0:12.07)	0:34.55 (0:11.46)	0:23.09 (0:11.47)	0:34.55				
Rank	TAB Horse/Jockey	Barrier	Top Speed [km/h]	Fastest Section									Distance Travelled [m]
1	6 SMART AS SMART Jag Guthmann-Chester	4	64.8 400m	0:11.25 400m	1:44.60 [1] (0:20.53)	1:24.07 [4] (0:12.53)	1:11.54 [4] (0:12.69)	0:58.85 [4] (0:12.72)	0:46.13 [4] (0:12.06)	0:34.07 [4] (0:11.33)	0:22.74 [3] (0:11.25)	0:34.07	
2	4 TAMBOURINE MAN Melea Castle	6	63.9 400m	0:11.46 600m	1:44.68 [2] (0:20.11)	1:24.57 [1] (0:12.51)	1:12.06 [1] (0:12.63)	0:59.43 [1] (0:12.73)	0:46.70 [1] (0:12.07)	0:34.63 [1] (0:11.46)	0:23.17 [1] (0:11.47)	0:34.63	-1
3	2 STARZAM Andrew Mallyon	9	64.4 400m	0:11.37 400m	1:44.75 [3] (0:20.21)	1:24.54 [2] (0:12.53)	1:12.01 [2] (0:12.67)	0:59.34 [2] (0:12.69)	0:46.65 [2] (0:12.09)	0:34.56 [2] (0:11.45)	0:23.11 [2] (0:11.37)	0:34.56	+4
4	7 SCHOONA THE BETTER Samantha Collett	3	64.4 600m	0:11.33 600m	1:45.47 [4] (0:21.16)	1:24.31 [9] (0:12.40)	1:11.91 [9] (0:12.72)	0:59.19 [9] (0:12.48)	0:46.71 [8] (0:12.08)	0:34.63 [7] (0:11.33)	0:23.30 [5] (0:11.48)	0:34.63	+8
5	1 SIR LAMORAK Jace McMurray	5	63.0 600m	0:11.56 600m	1:45.49 [5] (0:20.37)	1:25.12 [3] (0:12.49)	1:12.63 [3] (0:12.66)	0:59.97 [3] (0:12.71)	0:47.26 [3] (0:12.14)	0:35.12 [3] (0:11.56)	0:23.56 [4] (0:11.79)	0:35.12	+6
6	5 SMOOTH TORQUE Angela Jones	1	64.1 200m	0:11.36 200m	1:45.63 [6] (0:20.82)	1:24.81 [7] (0:12.62)	1:12.19 [8] (0:12.66)	0:59.53 [8] (0:12.74)	0:46.79 [9] (0:12.30)	0:34.49 [9] (0:11.45)	0:23.04 [8] (0:11.68)	0:34.49	-3
7	8 INDENTED HEAD Georgina Cartwright	7	64.2 600m	0:11.44 600m	1:45.69 [7] (0:20.76)	1:24.93 [6] (0:12.46)	1:12.47 [6] (0:12.76)	0:59.71 [7] (0:12.65)	0:47.06 [7] (0:12.18)	0:34.88 [5] (0:11.44)	0:23.44 [6] (0:11.64)	0:34.88	+2
8	9 LOUVRE LIL Colleen Krahnem	8	63.5 600m	0:11.52 600m	1:45.82 [8] (0:21.05)	1:24.77 [8] (0:12.14)	1:12.63 [5] (0:12.62)	1:00.01 [5] (0:12.72)	0:47.29 [5] (0:12.31)	0:34.98 [6] (0:11.52)	0:23.46 [7] (0:11.62)	0:34.98	+6
9	10 HE'S VIRAL Amy Graham	2	63.0 600m	0:11.72 600m	1:47.49 [9] (0:20.53)	1:26.96 [5] (0:12.69)	1:14.27 [7] (0:12.65)	1:01.62 [6] (0:12.74)	0:48.88 [6] (0:12.50)	0:36.38 [8] (0:11.72)	0:24.66 [9] (0:12.18)	0:36.38	-3

Scratched: Poseidon Ruler (#3)

Track Rating: Soft 5, Weather: Overcast, Rail Position: +7m Entire

Section				200m				Last 600m	
Field Times				0:11.62 (0:11.62)				0:34.55	
Rank	TAB	Horse/Jockey	Barrier	Top Speed [km/h]	Fastest Section	Margin			Distance Travelled [m]
1	6	SMART AS SMART Jag Guthmann-Chester	4	64.8 400m	0:11.25 400m	0:11.49 [3] (0:11.49)	1:44.60		0:34.07
2	4	TAMBOURINE MAN Melea Castle	6	63.9 400m	0:11.46 600m	0:11.70 [1] (0:11.70)	0.47L		0:34.63 -1
3	2	STARZAM Andrew Mallyon	9	64.4 400m	0:11.37 400m	0:11.74 [2] (0:11.74)	0.84L		0:34.56 +4
4	7	SCHOONA THE BETTER Samantha Collett	3	64.4 600m	0:11.33 600m	0:11.82 [4] (0:11.82)	5.14L		0:34.63 +8
5	1	SIR LAMORAK Jace McMurray	5	63.0 600m	0:11.56 600m	0:11.77 [5] (0:11.77)	5.25L		0:35.12 +6
6	5	SMOOTH TORQUE Angela Jones	1	64.1 200m	0:11.36 200m	0:11.36 [8] (0:11.36)	6.06L		0:34.49 -3
7	8	INDENTED HEAD Georgina Cartwright	7	64.2 600m	0:11.44 600m	0:11.80 [6] (0:11.80)	6.38L		0:34.88 +2
8	9	LOUVRE LIL Colleen Krahn	8	63.5 600m	0:11.52 600m	0:11.84 [7] (0:11.84)	7.16L		0:34.98 +6
9	10	HE'S VIRAL Amy Graham	2	63.0 600m	0:11.72 600m	0:12.48 [9] (0:12.48)	17L		0:36.38 -3

Scratched: Poseidon Ruler (#3)



Horse/Jockey Name	Smart As Smart
Final Rank	1
Fastest Section Time (Section)	0:11.25 (400m)
Top Speed [km/h] (Section)	64.8 (400m)
Race State	Finished

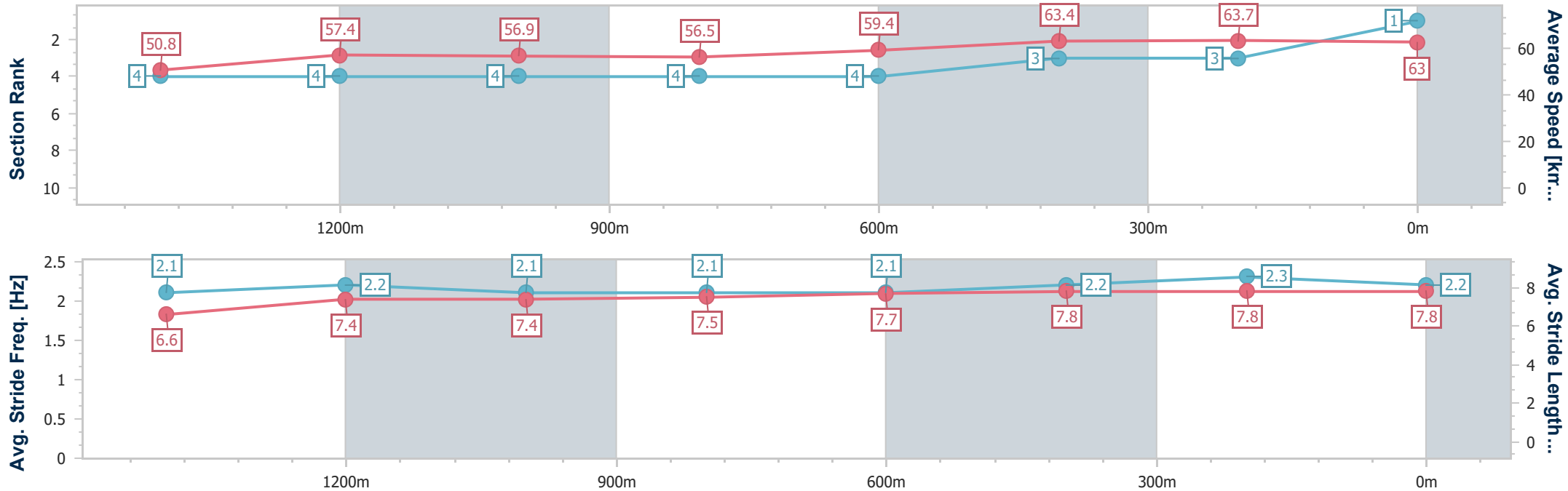


Ipswich QLD Professional
 Race 3: TAB Class 4 Handicap - 1690m
 03 October 2024 - 13:55



Track Rating: Soft 5, Weather: Overcast, Rail Position: +7m Entire

Section	Overall	1400m	1200m	1000m	800m	600m	400m	200m
Section Times	1:44.60 [1] (0:20.53)	1:24.07 [4] (0:12.53)	1:11.54 [4] (0:12.69)	0:58.85 [4] (0:12.72)	0:46.13 [4] (0:12.06)	0:34.07 [4] (0:11.33)	0:22.74 [3] (0:11.25)	0:11.49 [3] (0:11.49)
Average Speed [km/h]	50.8	57.4	56.9	56.5	59.4	63.4	63.7	63.0
Top Speed [km/h]	61.4	59.8	57.3	57.3	62.5	64.3	64.8	64.7
Avg. Dist. to Rail [m]	1.7	0.2	0.2	0.4	1.2	1.4	0.9	2.1
Avg. Stride Freq. [Hz]	2.1	2.2	2.1	2.1	2.1	2.2	2.3	2.2
Avg. Stride Length [m]	6.6	7.4	7.4	7.5	7.7	7.8	7.8	7.8



- [] Ranking at each section and finish
- .-.- No data available at this section
- NA No data available



Horse/Jockey Name	Tambourine Man
Final Rank	2
Fastest Section Time (Section)	0:11.46 (600m)
Top Speed [km/h] (Section)	63.9 (400m)
Race State	Finished

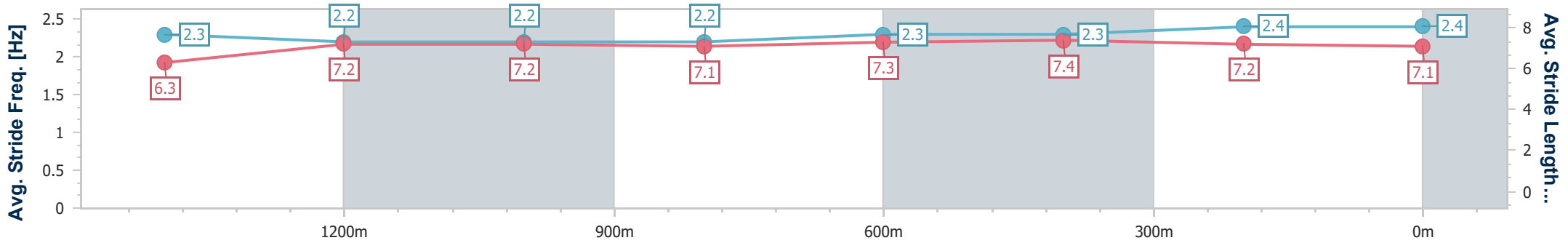
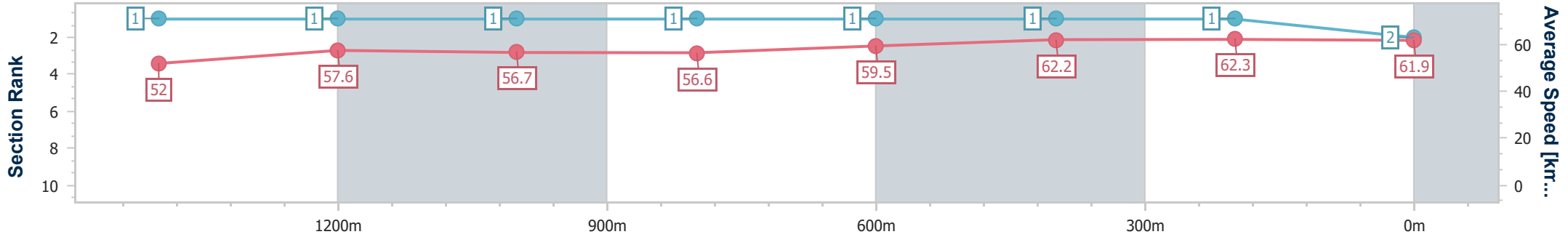


Ipswich QLD Professional
 Race 3: TAB Class 4 Handicap - 1690m
 03 October 2024 - 13:55



Track Rating: Soft 5, Weather: Overcast, Rail Position: +7m Entire

Section	Overall	1400m	1200m	1000m	800m	600m	400m	200m
Section Times	1:44.68 [2] (0:20.11)	1:24.57 [1] (0:12.51)	1:12.06 [1] (0:12.63)	0:59.43 [1] (0:12.73)	0:46.70 [1] (0:12.07)	0:34.63 [1] (0:11.46)	0:23.17 [1] (0:11.47)	0:11.70 [1] (0:11.70)
Average Speed [km/h]	52.0	57.6	56.7	56.6	59.5	62.2	62.3	61.9
Top Speed [km/h]	62.2	59.2	57.2	57.3	62.0	63.2	63.9	63.4
Avg. Dist. to Rail [m]	2.8	0.6	0.4	0.5	1.1	1.7	1.3	0.8
Avg. Stride Freq. [Hz]	2.3	2.2	2.2	2.2	2.3	2.3	2.4	2.4
Avg. Stride Length [m]	6.3	7.2	7.2	7.1	7.3	7.4	7.2	7.1



- [] Ranking at each section and finish
- .-.- No data available at this section
- NA No data available



Horse/Jockey Name	Starzam
Final Rank	3
Fastest Section Time (Section)	0:11.37 (400m)
Top Speed [km/h] (Section)	64.4 (400m)
Race State	Finished

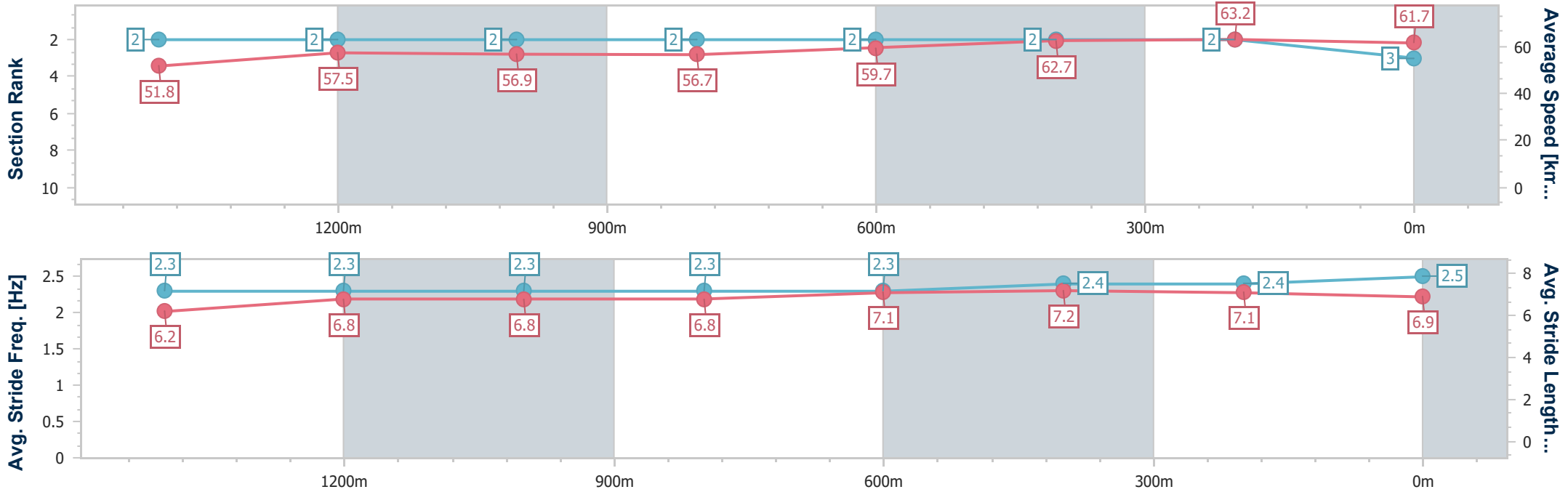


Ipswich QLD Professional
 Race 3: TAB Class 4 Handicap - 1690m
 03 October 2024 - 13:55



Track Rating: Soft 5, Weather: Overcast, Rail Position: +7m Entire

Section	Overall	1400m	1200m	1000m	800m	600m	400m	200m
Section Times	1:44.75 [3] (0:20.21)	1:24.54 [2] (0:12.53)	1:12.01 [2] (0:12.67)	0:59.34 [2] (0:12.69)	0:46.65 [2] (0:12.09)	0:34.56 [2] (0:11.45)	0:23.11 [2] (0:11.37)	0:11.74 [2] (0:11.74)
Average Speed [km/h]	51.8	57.5	56.9	56.7	59.7	62.7	63.2	61.7
Top Speed [km/h]	62.0	58.7	57.4	57.8	62.4	63.4	64.4	63.4
Avg. Dist. to Rail [m]	4.0	0.1	0.4	0.3	0.2	0.3	0.4	1.6
Avg. Stride Freq. [Hz]	2.3	2.3	2.3	2.3	2.3	2.4	2.4	2.5
Avg. Stride Length [m]	6.2	6.8	6.8	6.8	7.1	7.2	7.1	6.9



- [] Ranking at each section and finish
- .-.-.- No data available at this section
- NA No data available



Horse/Jockey Name	Schoona The Better
Final Rank	4
Fastest Section Time (Section)	0:11.33 (600m)
Top Speed [km/h] (Section)	64.4 (600m)
Race State	Finished



Ipswich QLD Professional

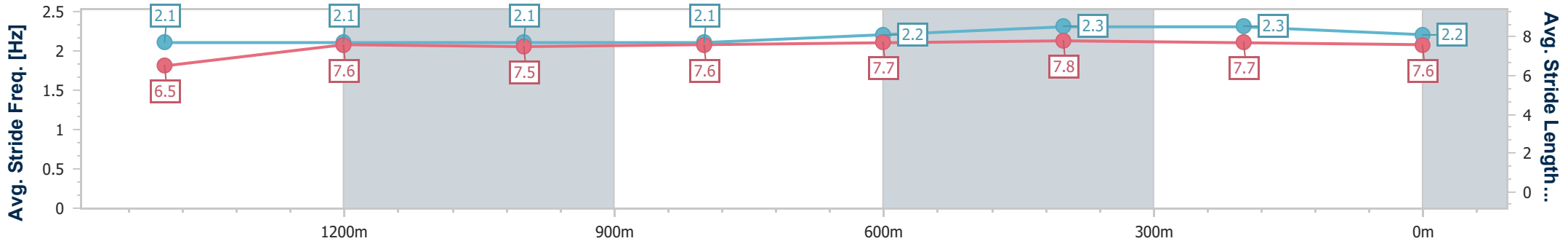
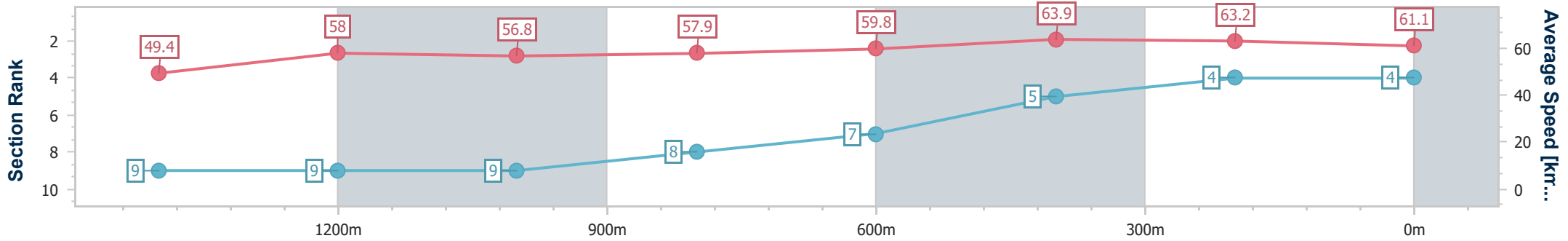
Race 3: TAB Class 4 Handicap - 1690m

03 October 2024 - 13:55



Track Rating: Soft 5, Weather: Overcast, Rail Position: +7m Entire

Section	Overall	1400m	1200m	1000m	800m	600m	400m	200m
Section Times	1:45.47 [4] (0:21.16)	1:24.31 [9] (0:12.40)	1:11.91 [9] (0:12.72)	0:59.19 [9] (0:12.48)	0:46.71 [8] (0:12.08)	0:34.63 [7] (0:11.33)	0:23.30 [5] (0:11.48)	0:11.82 [4] (0:11.82)
Average Speed [km/h]	49.4	58.0	56.8	57.9	59.8	63.9	63.2	61.1
Top Speed [km/h]	60.5	60.8	57.3	58.8	63.4	64.4	64.0	62.2
Avg. Dist. to Rail [m]	1.4	0.5	0.6	0.9	1.4	1.5	2.7	4.5
Avg. Stride Freq. [Hz]	2.1	2.1	2.1	2.1	2.2	2.3	2.3	2.2
Avg. Stride Length [m]	6.5	7.6	7.5	7.6	7.7	7.8	7.7	7.6



- [] Ranking at each section and finish
- .-.- No data available at this section
- NA No data available



Horse/Jockey Name	Sir Lamorak
Final Rank	5
Fastest Section Time (Section)	0:11.56 (600m)
Top Speed [km/h] (Section)	63.0 (600m)
Race State	Finished

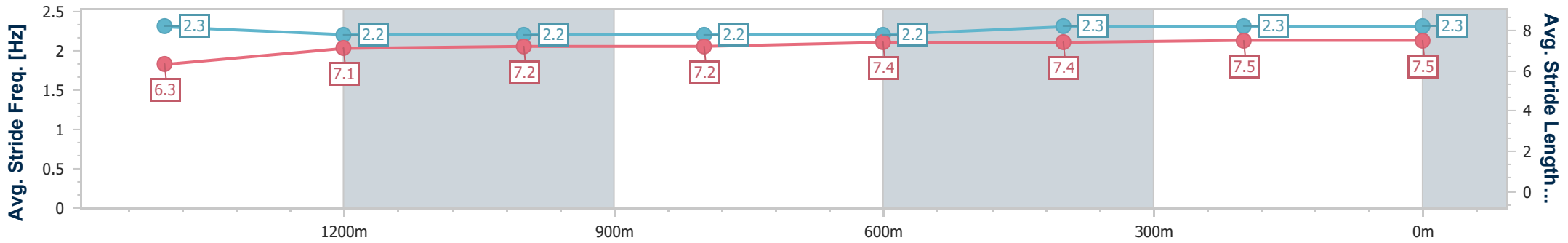
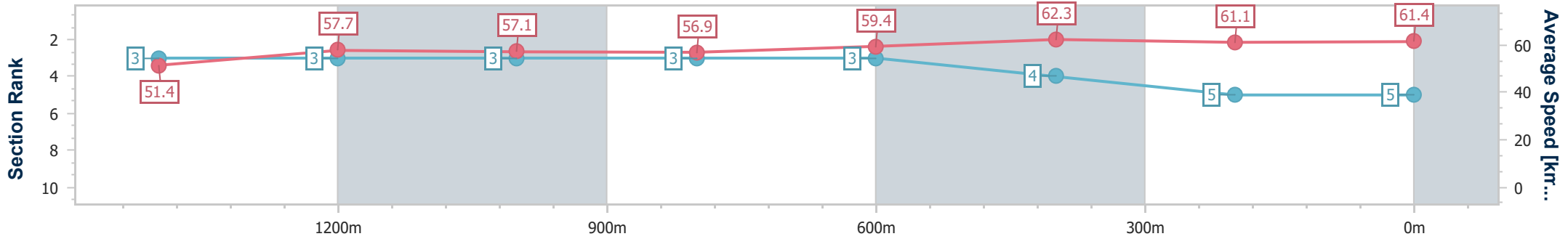


Ipswich QLD Professional
 Race 3: TAB Class 4 Handicap - 1690m
 03 October 2024 - 13:55



Track Rating: Soft 5, Weather: Overcast, Rail Position: +7m Entire

Section	Overall	1400m	1200m	1000m	800m	600m	400m	200m
Section Times	1:45.49 [5] (0:20.37)	1:25.12 [3] (0:12.49)	1:12.63 [3] (0:12.66)	0:59.97 [3] (0:12.71)	0:47.26 [3] (0:12.14)	0:35.12 [3] (0:11.56)	0:23.56 [4] (0:11.79)	0:11.77 [5] (0:11.77)
Average Speed [km/h]	51.4	57.7	57.1	56.9	59.4	62.3	61.1	61.4
Top Speed [km/h]	61.6	60.6	57.6	57.7	61.7	63.0	62.2	62.2
Avg. Dist. to Rail [m]	2.4	0.9	1.2	1.3	0.5	0.6	0.7	2.3
Avg. Stride Freq. [Hz]	2.3	2.2	2.2	2.2	2.2	2.3	2.3	2.3
Avg. Stride Length [m]	6.3	7.1	7.2	7.2	7.4	7.4	7.5	7.5



- [] Ranking at each section and finish
- .-.- No data available at this section
- NA No data available



Horse/Jockey Name	Smooth Torque
Final Rank	6
Fastest Section Time (Section)	0:11.36 (200m)
Top Speed [km/h] (Section)	64.1 (200m)
Race State	Finished

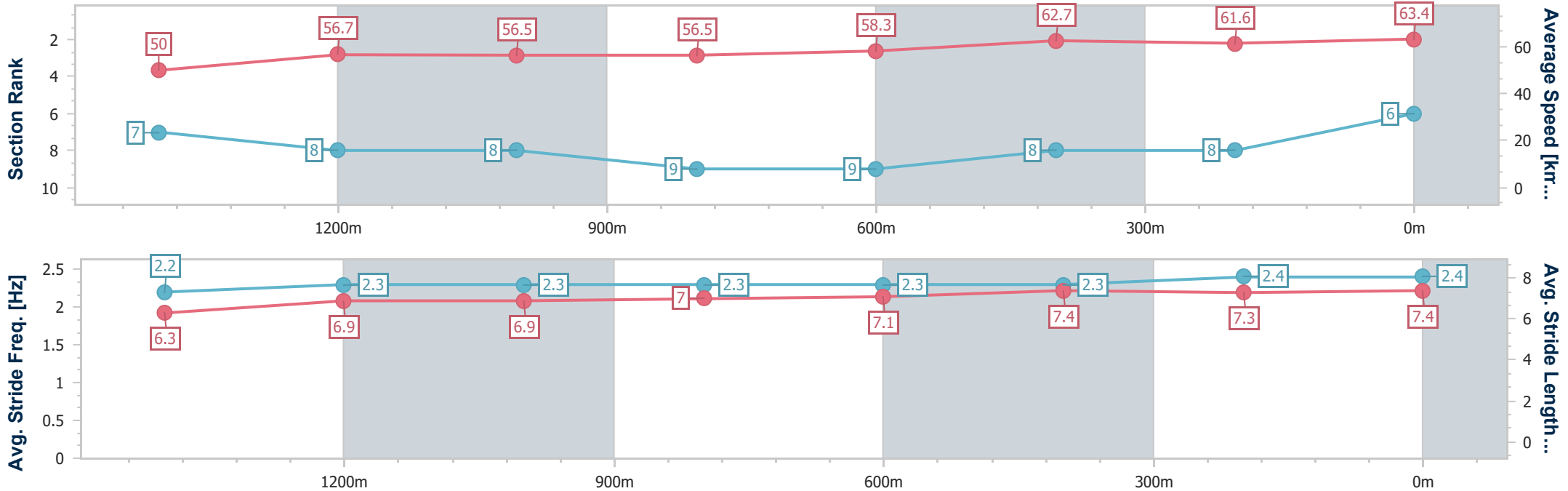


Ipswich QLD Professional
 Race 3: TAB Class 4 Handicap - 1690m
 03 October 2024 - 13:55



Track Rating: Soft 5, Weather: Overcast, Rail Position: +7m Entire

Section	Overall	1400m	1200m	1000m	800m	600m	400m	200m
Section Times	1:45.63 [6] (0:20.82)	1:24.81 [7] (0:12.62)	1:12.19 [8] (0:12.66)	0:59.53 [8] (0:12.74)	0:46.79 [9] (0:12.30)	0:34.49 [9] (0:11.45)	0:23.04 [8] (0:11.68)	0:11.36 [8] (0:11.36)
Average Speed [km/h]	50.0	56.7	56.5	56.5	58.3	62.7	61.6	63.4
Top Speed [km/h]	61.5	60.8	57.6	57.6	62.5	63.3	63.8	64.1
Avg. Dist. to Rail [m]	1.4	1.7	1.1	1.1	1.0	0.4	0.6	0.5
Avg. Stride Freq. [Hz]	2.2	2.3	2.3	2.3	2.3	2.3	2.4	2.4
Avg. Stride Length [m]	6.3	6.9	6.9	7.0	7.1	7.4	7.3	7.4



- [] Ranking at each section and finish
- .-.- No data available at this section
- NA No data available



Horse/Jockey Name	Indented Head
Final Rank	7
Fastest Section Time (Section)	0:11.44 (600m)
Top Speed [km/h] (Section)	64.2 (600m)
Race State	Finished



Ipswich QLD Professional

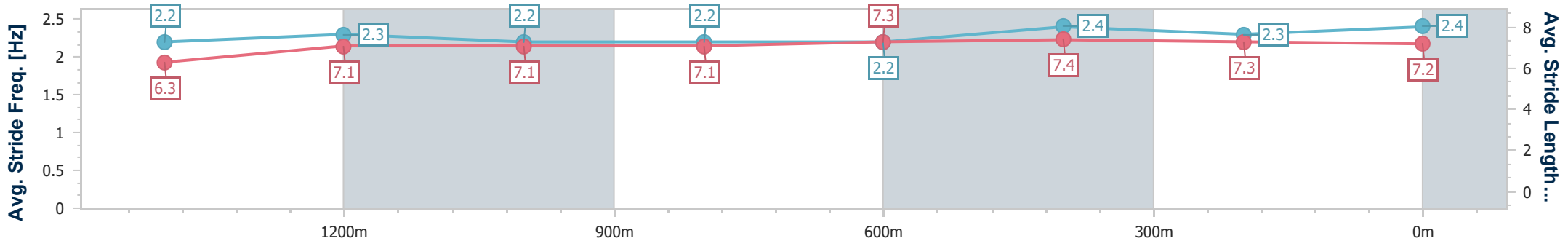
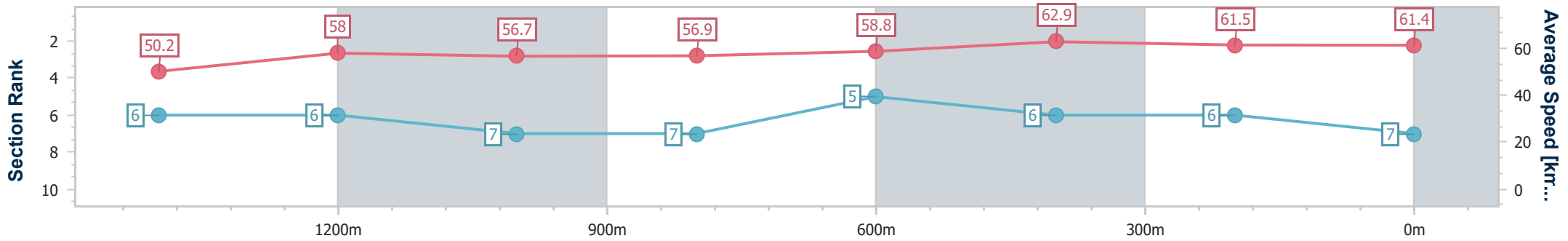
Race 3: TAB Class 4 Handicap - 1690m

03 October 2024 - 13:55



Track Rating: Soft 5, Weather: Overcast, Rail Position: +7m Entire

Section	Overall	1400m	1200m	1000m	800m	600m	400m	200m
Section Times	1:45.69 [7] (0:20.76)	1:24.93 [6] (0:12.46)	1:12.47 [6] (0:12.76)	0:59.71 [7] (0:12.65)	0:47.06 [7] (0:12.18)	0:34.88 [5] (0:11.44)	0:23.44 [6] (0:11.64)	0:11.80 [6] (0:11.80)
Average Speed [km/h]	50.2	58.0	56.7	56.9	58.8	62.9	61.5	61.4
Top Speed [km/h]	61.0	60.7	57.7	58.0	63.0	64.2	63.3	62.0
Avg. Dist. to Rail [m]	3.0	0.6	0.9	0.3	0.4	0.7	1.2	0.7
Avg. Stride Freq. [Hz]	2.2	2.3	2.2	2.2	2.2	2.4	2.3	2.4
Avg. Stride Length [m]	6.3	7.1	7.1	7.1	7.3	7.4	7.3	7.2



- [] Ranking at each section and finish
- .-.- No data available at this section
- NA No data available



Horse/Jockey Name	Louvre Lil
Final Rank	8
Fastest Section Time (Section)	0:11.52 (600m)
Top Speed [km/h] (Section)	63.5 (600m)
Race State	Finished



Ipswich QLD Professional

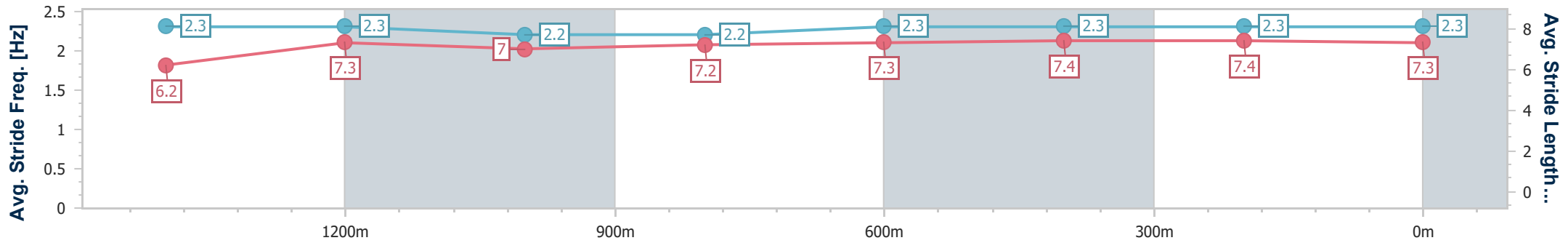
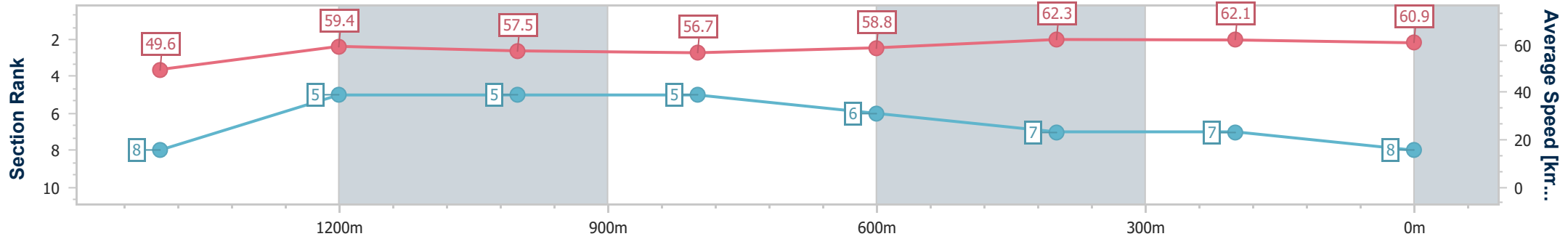
Race 3: TAB Class 4 Handicap - 1690m

03 October 2024 - 13:55



Track Rating: Soft 5, Weather: Overcast, Rail Position: +7m Entire

Section	Overall	1400m	1200m	1000m	800m	600m	400m	200m
Section Times	1:45.82 [8] (0:21.05)	1:24.77 [8] (0:12.14)	1:12.63 [5] (0:12.62)	1:00.01 [5] (0:12.72)	0:47.29 [5] (0:12.31)	0:34.98 [6] (0:11.52)	0:23.46 [7] (0:11.62)	0:11.84 [7] (0:11.84)
Average Speed [km/h]	49.6	59.4	57.5	56.7	58.8	62.3	62.1	60.9
Top Speed [km/h]	61.3	62.2	58.8	57.5	62.3	63.5	63.0	62.5
Avg. Dist. to Rail [m]	3.7	1.2	1.7	1.2	0.8	0.7	1.1	3.4
Avg. Stride Freq. [Hz]	2.3	2.3	2.2	2.2	2.3	2.3	2.3	2.3
Avg. Stride Length [m]	6.2	7.3	7.0	7.2	7.3	7.4	7.4	7.3



- [] Ranking at each section and finish
- .-.- No data available at this section
- NA No data available



Horse/Jockey Name	He's Viral
Final Rank	9
Fastest Section Time (Section)	0:11.72 (600m)
Top Speed [km/h] (Section)	63.0 (600m)
Race State	Finished

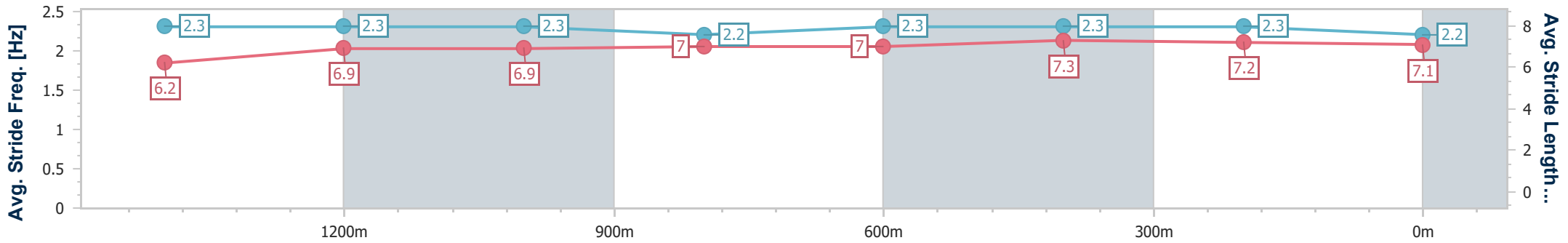
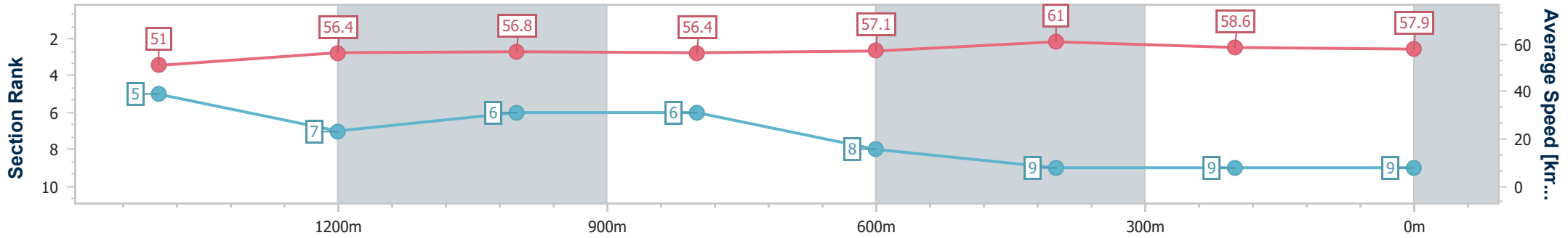


Ipswich QLD Professional
 Race 3: TAB Class 4 Handicap - 1690m
 03 October 2024 - 13:55



Track Rating: Soft 5, Weather: Overcast, Rail Position: +7m Entire

Section	Overall	1400m	1200m	1000m	800m	600m	400m	200m
Section Times	1:47.49 [9] (0:20.53)	1:26.96 [5] (0:12.69)	1:14.27 [7] (0:12.65)	1:01.62 [6] (0:12.74)	0:48.88 [6] (0:12.50)	0:36.38 [8] (0:11.72)	0:24.66 [9] (0:12.18)	0:12.48 [9] (0:12.48)
Average Speed [km/h]	51.0	56.4	56.8	56.4	57.1	61.0	58.6	57.9
Top Speed [km/h]	61.6	59.8	58.1	57.3	61.0	63.0	59.9	59.8
Avg. Dist. to Rail [m]	1.2	0.6	0.6	1.2	1.8	1.8	1.1	0.5
Avg. Stride Freq. [Hz]	2.3	2.3	2.3	2.2	2.3	2.3	2.3	2.2
Avg. Stride Length [m]	6.2	6.9	6.9	7.0	7.0	7.3	7.2	7.1



- [] Ranking at each section and finish
- .-.- No data available at this section
- NA No data available



Ipswich QLD Professional

Race 4: CONGRATS JOSH & EMILY Class 3 Handicap - 800m

03 October 2024 - 14:35



Track Rating: Soft 5, Weather: Overcast, Rail Position: +7m Entire

Section										Last 600m		
Field Times		Overall	600m	400m	200m						0:32.45	
		0:45.57 (0:13.12)	0:32.45 (0:10.31)	0:22.14 (0:10.73)	0:11.41 (0:11.41)							
Rank	TAB	Horse/Jockey	Barrier	Top Speed [km/h]	Fastest Section	Overall	600m	400m	200m	Margin	Last 600m	Distance Travelled [m]
1	3	GYPSY TRICKS Jace McMurray	3	70.9 600m	0:10.24 600m	0:45.57 [1] (0:13.19)	0:32.38 [2] (0:10.24)	0:22.14 [1] (0:10.73)	0:11.41 [1] (0:11.41)	0:45.57	0:32.38	
2	7	THE POWER OF ONE Kyle Wilson-Taylor	1	69.6 Overall	0:10.49 600m	0:45.69 [2] (0:13.36)	0:32.33 [5] (0:10.49)	0:21.84 [6] (0:10.71)	0:11.13 [4] (0:11.13)	0.74L	0:32.33	-1
3	8	YEMEAN Tahlia Fenlon	6	71.8 600m	0:10.23 600m	0:45.74 [3] (0:13.65)	0:32.09 [8] (0:10.23)	0:21.86 [7] (0:10.78)	0:11.08 [7] (0:11.08)	1.02L	0:32.09	+0
4	10	ALBION SQUARE Micheal Hellyer	8	70.7 600m	0:10.35 600m	0:45.89 [4] (0:13.49)	0:32.40 [6] (0:10.35)	0:22.05 [5] (0:10.72)	0:11.33 [5] (0:11.33)	1.88L	0:32.40	+3
5	2	FAST FUSION Angela Jones	9	70.6 600m	0:10.40 600m	0:45.92 [5] (0:13.54)	0:32.38 [7] (0:10.40)	0:21.98 [8] (0:10.75)	0:11.23 [8] (0:11.23)	2.09L	0:32.38	+3
6	6	KISS THE COLOURS Cejay Graham	7	71.1 Overall	0:10.35 600m	0:46.09 [6] (0:13.12)	0:32.97 [1] (0:10.35)	0:22.62 [2] (0:11.00)	0:11.62 [2] (0:11.62)	3.05L	0:32.97	+6
7	4	DAWYN'S CHOICE Brooke Ainsworth	5	71.7 600m	0:10.27 600m	0:46.19 [7] (0:13.31)	0:32.88 [3] (0:10.27)	0:22.61 [3] (0:10.97)	0:11.64 [3] (0:11.64)	3.66L	0:32.88	+2
8	1	STAR OF KINGS Justin Huxtable	4	71.9 600m	0:10.34 600m	0:46.29 [8] (0:13.33)	0:32.96 [4] (0:10.34)	0:22.62 [4] (0:10.89)	0:11.73 [6] (0:11.73)	4.26L	0:32.96	+0
9	9	DIVINE DI DORA Nathan Thomas	2	68.5 Overall	0:10.70 600m	0:46.72 [9] (0:13.99)	0:32.73 [9] (0:10.70)	0:22.03 [9] (0:10.80)	0:11.23 [9] (0:11.23)	6.78L	0:32.73	+0
10	11	LOUD ATTRACTION Nozi Tomizawa	10	67.1 600m	0:10.97 600m	0:47.71 [10] (0:14.04)	0:33.67 [10] (0:10.97)	0:22.70 [10] (0:11.00)	0:11.70 [10] (0:11.70)	12.58L	0:33.67	+4

Scratched: Machine Head (#5)

[] Ranking at each section and finish
 -:-:- No data available at this section
 NA No data available

SCN Saddle cloth number
 DNF Did not finish
 DNT Did not track



Horse/Jockey Name	Gypsy Tricks
Final Rank	1
Fastest Section Time (Section)	0:10.24 (600m)
Top Speed [km/h] (Section)	70.9 (600m)
Race State	Finished



Ipswich QLD Professional

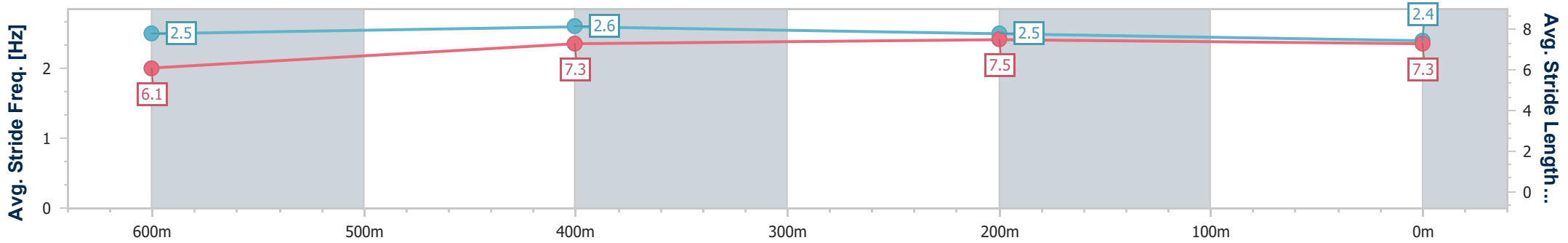
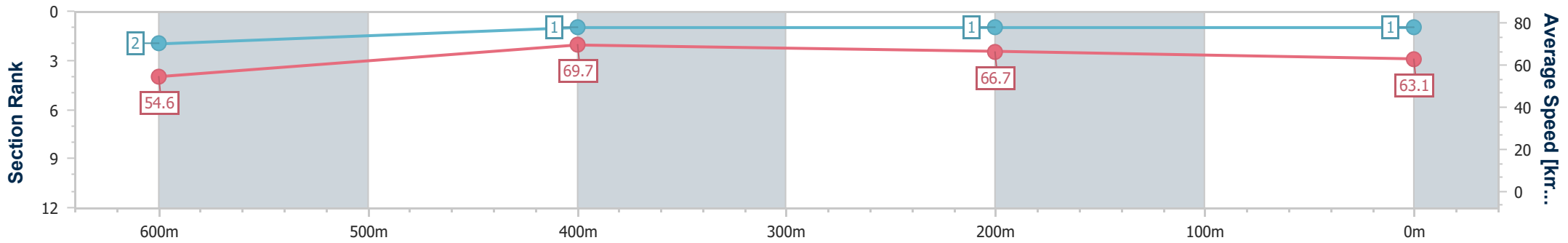
Race 4: CONGRATS JOSH & EMILY Class 3 Handicap - 800m

03 October 2024 - 14:35



Track Rating: Soft 5, Weather: Overcast, Rail Position: +7m Entire

Section	Overall	600m	400m	200m
Section Times	0:45.57 [1] (0:13.19)	0:32.38 [2] (0:10.24)	0:22.14 [1] (0:10.73)	0:11.41 [1] (0:11.41)
Average Speed [km/h]	54.6	69.7	66.7	63.1
Top Speed [km/h]	70.7	70.9	68.3	65.0
Avg. Dist. to Rail [m]	3.2	2.0	1.6	3.5
Avg. Stride Freq. [Hz]	2.5	2.6	2.5	2.4
Avg. Stride Length [m]	6.1	7.3	7.5	7.3



- [] Ranking at each section and finish
- .-.- No data available at this section
- NA No data available



Horse/Jockey Name	The Power Of One
Final Rank	2
Fastest Section Time (Section)	0:10.49 (600m)
Top Speed [km/h] (Section)	69.6 (Overall)
Race State	Finished



Ipswich QLD Professional

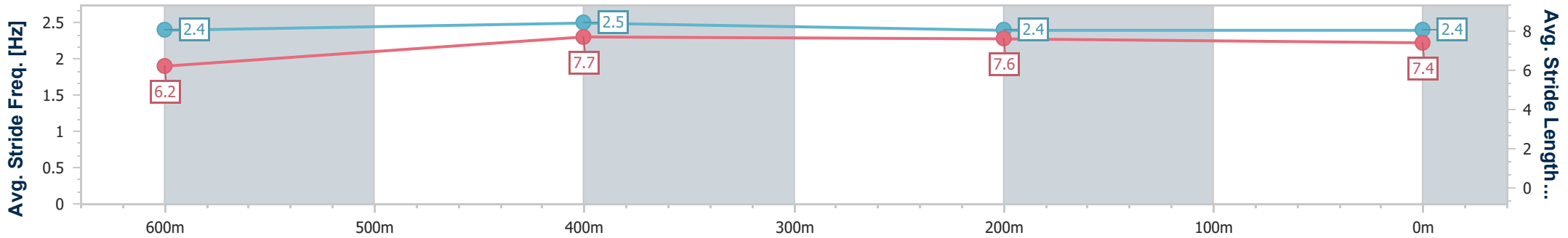
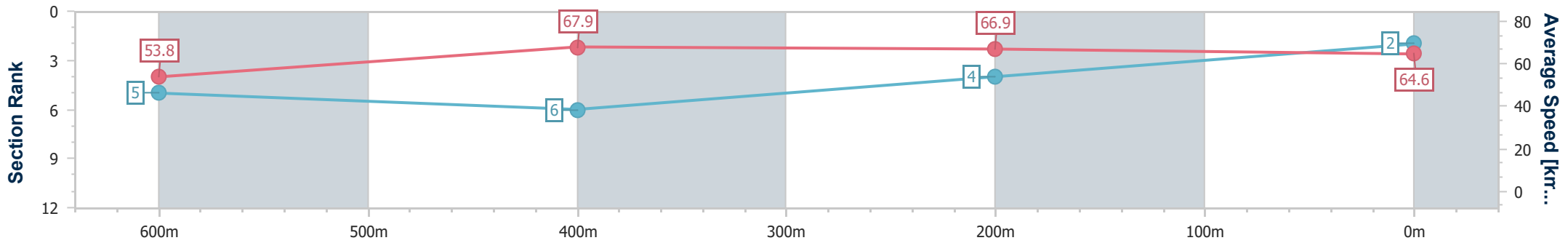
Race 4: CONGRATS JOSH & EMILY Class 3 Handicap - 800m

03 October 2024 - 14:35



Track Rating: Soft 5, Weather: Overcast, Rail Position: +7m Entire

Section	Overall	600m	400m	200m
Section Times	0:45.69 [2] (0:13.36)	0:32.33 [5] (0:10.49)	0:21.84 [6] (0:10.71)	0:11.13 [4] (0:11.13)
Average Speed [km/h]	53.8	67.9	66.9	64.6
Top Speed [km/h]	69.6	69.1	68.2	67.9
Avg. Dist. to Rail [m]	1.2	2.2	2.2	1.0
Avg. Stride Freq. [Hz]	2.4	2.5	2.4	2.4
Avg. Stride Length [m]	6.2	7.7	7.6	7.4



- [] Ranking at each section and finish
- .-.- No data available at this section
- NA No data available



Horse/Jockey Name	Yemean
Final Rank	3
Fastest Section Time (Section)	0:10.23 (600m)
Top Speed [km/h] (Section)	71.8 (600m)
Race State	Finished



Ipswich QLD Professional

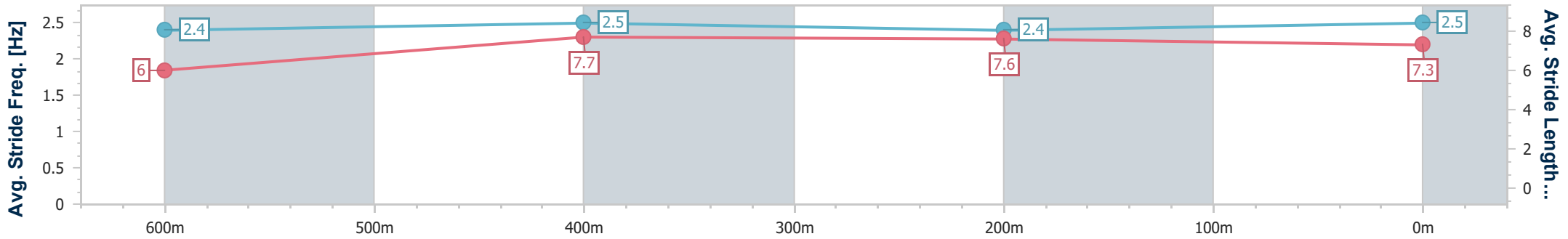
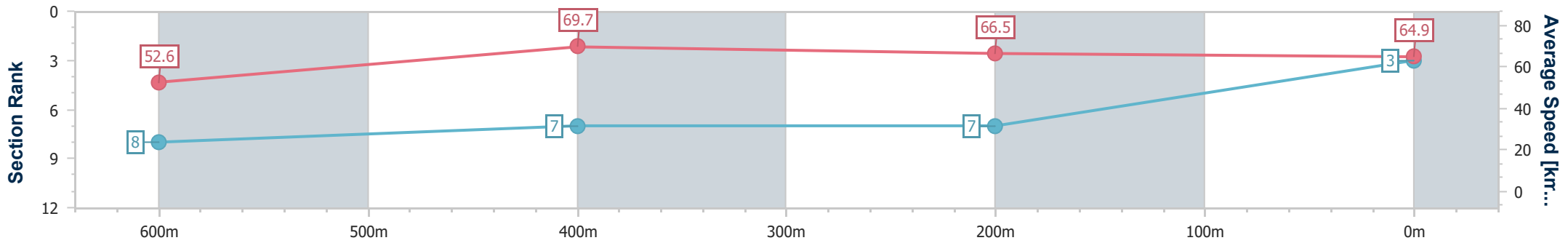
Race 4: CONGRATS JOSH & EMILY Class 3 Handicap - 800m

03 October 2024 - 14:35



Track Rating: Soft 5, Weather: Overcast, Rail Position: +7m Entire

Section	Overall	600m	400m	200m
Section Times	0:45.74 [3] (0:13.65)	0:32.09 [8] (0:10.23)	0:21.86 [7] (0:10.78)	0:11.08 [7] (0:11.08)
Average Speed [km/h]	52.6	69.7	66.5	64.9
Top Speed [km/h]	71.0	71.8	68.2	66.0
Avg. Dist. to Rail [m]	3.7	2.2	1.7	3.2
Avg. Stride Freq. [Hz]	2.4	2.5	2.4	2.5
Avg. Stride Length [m]	6.0	7.7	7.6	7.3



- [] Ranking at each section and finish
- .-.- No data available at this section
- NA No data available



Horse/Jockey Name	Albion Square
Final Rank	4
Fastest Section Time (Section)	0:10.35 (600m)
Top Speed [km/h] (Section)	70.7 (600m)
Race State	Finished



Ipswich QLD Professional

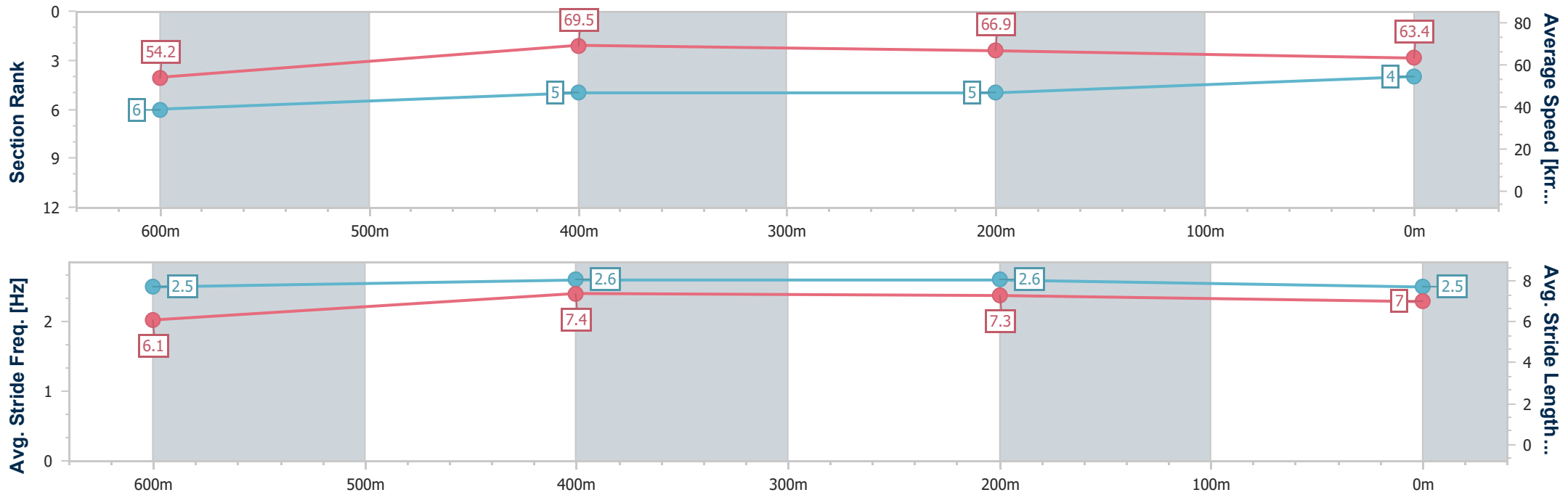
Race 4: CONGRATS JOSH & EMILY Class 3 Handicap - 800m

03 October 2024 - 14:35



Track Rating: Soft 5, Weather: Overcast, Rail Position: +7m Entire

Section	Overall	600m	400m	200m
Section Times	0:45.89 [4] (0:13.49)	0:32.40 [6] (0:10.35)	0:22.05 [5] (0:10.72)	0:11.33 [5] (0:11.33)
Average Speed [km/h]	54.2	69.5	66.9	63.4
Top Speed [km/h]	64.6	70.7	70.2	67.7
Avg. Dist. to Rail [m]	6.6	1.1	1.4	5.0
Avg. Stride Freq. [Hz]	2.5	2.6	2.6	2.5
Avg. Stride Length [m]	6.1	7.4	7.3	7.0



- [] Ranking at each section and finish
- .-.- No data available at this section
- NA No data available



Horse/Jockey Name	Fast Fusion
Final Rank	5
Fastest Section Time (Section)	0:10.40 (600m)
Top Speed [km/h] (Section)	70.6 (600m)
Race State	Finished



Ipswich QLD Professional

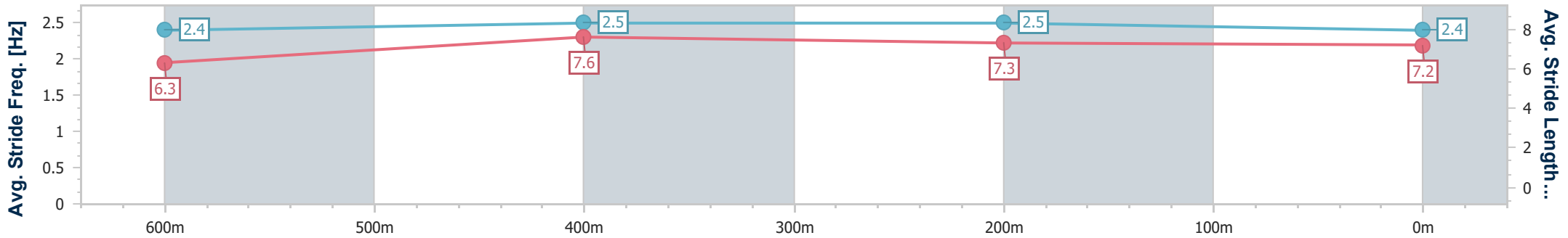
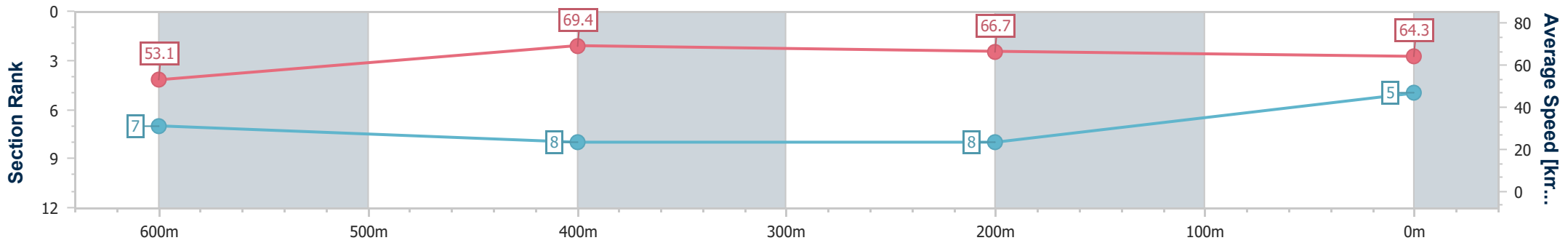
Race 4: CONGRATS JOSH & EMILY Class 3 Handicap - 800m

03 October 2024 - 14:35



Track Rating: Soft 5, Weather: Overcast, Rail Position: +7m Entire

Section	Overall	600m	400m	200m
Section Times	0:45.92 [5] (0:13.54)	0:32.38 [7] (0:10.40)	0:21.98 [8] (0:10.75)	0:11.23 [8] (0:11.23)
Average Speed [km/h]	53.1	69.4	66.7	64.3
Top Speed [km/h]	69.7	70.6	67.8	66.2
Avg. Dist. to Rail [m]	8.1	1.2	1.6	5.7
Avg. Stride Freq. [Hz]	2.4	2.5	2.5	2.4
Avg. Stride Length [m]	6.3	7.6	7.3	7.2



- [] Ranking at each section and finish
- .-.- No data available at this section
- NA No data available



Horse/Jockey Name	Kiss The Colours
Final Rank	6
Fastest Section Time (Section)	0:10.35 (600m)
Top Speed [km/h] (Section)	71.1 (Overall)
Race State	Finished



Ipswich QLD Professional

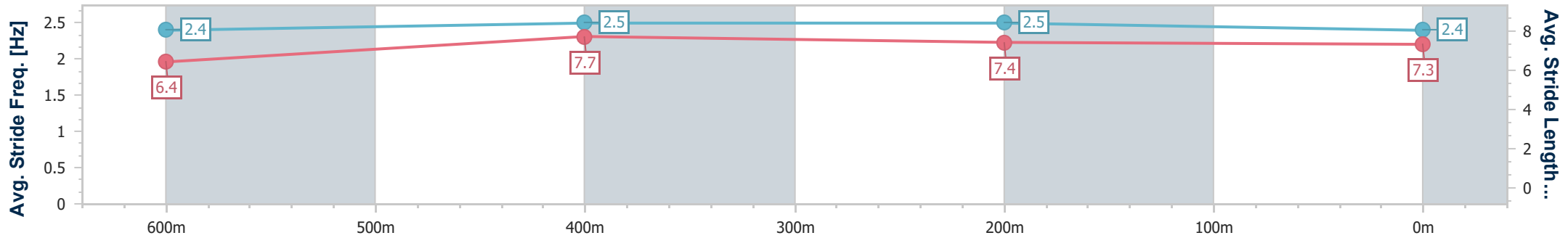
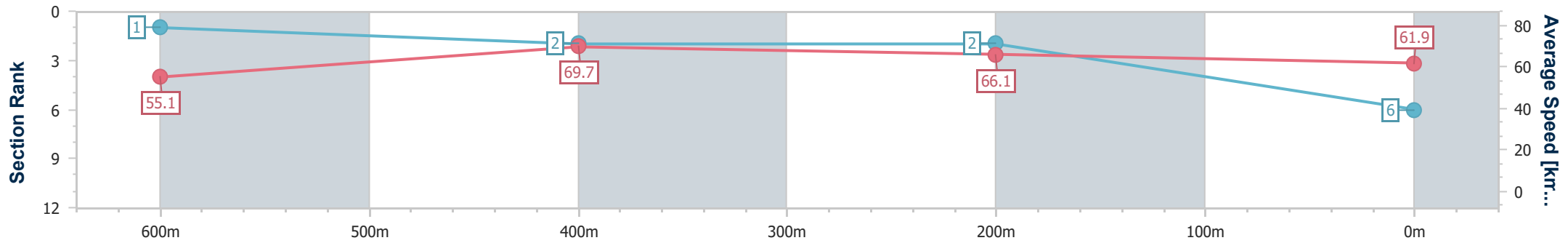
Race 4: CONGRATS JOSH & EMILY Class 3 Handicap - 800m

03 October 2024 - 14:35



Track Rating: Soft 5, Weather: Overcast, Rail Position: +7m Entire

Section	Overall	600m	400m	200m
Section Times	0:46.09 [6] (0:13.12)	0:32.97 [1] (0:10.35)	0:22.62 [2] (0:11.00)	0:11.62 [2] (0:11.62)
Average Speed [km/h]	55.1	69.7	66.1	61.9
Top Speed [km/h]	71.1	70.9	69.0	63.6
Avg. Dist. to Rail [m]	6.8	2.1	3.4	5.3
Avg. Stride Freq. [Hz]	2.4	2.5	2.5	2.4
Avg. Stride Length [m]	6.4	7.7	7.4	7.3



- [] Ranking at each section and finish
- .-.- No data available at this section
- NA No data available



Horse/Jockey Name	Dawyn's Choice
Final Rank	7
Fastest Section Time (Section)	0:10.27 (600m)
Top Speed [km/h] (Section)	71.7 (600m)
Race State	Finished



Ipswich QLD Professional

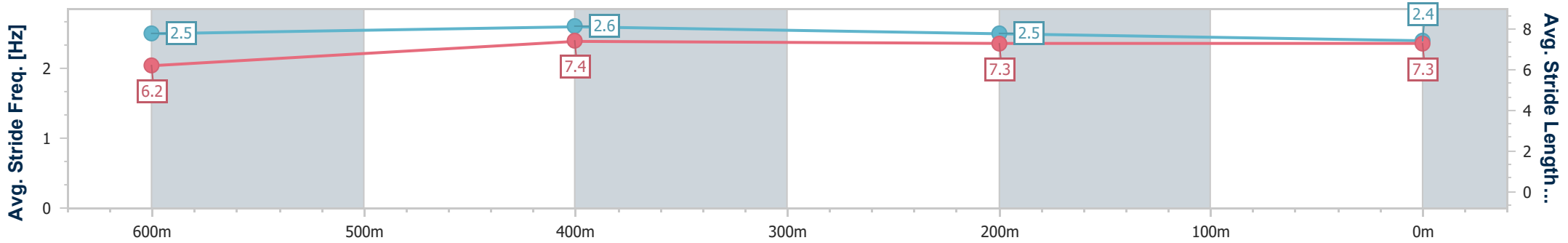
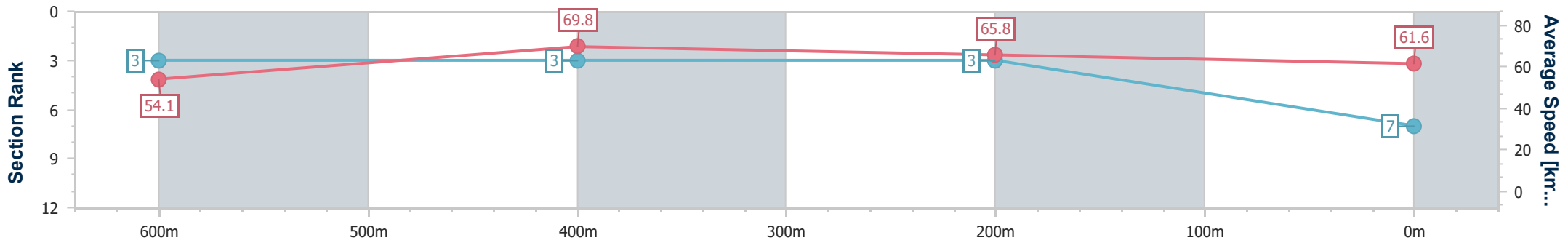
Race 4: CONGRATS JOSH & EMILY Class 3 Handicap - 800m

03 October 2024 - 14:35



Track Rating: Soft 5, Weather: Overcast, Rail Position: +7m Entire

Section	Overall	600m	400m	200m
Section Times	0:46.19 [7] (0:13.31)	0:32.88 [3] (0:10.27)	0:22.61 [3] (0:10.97)	0:11.64 [3] (0:11.64)
Average Speed [km/h]	54.1	69.8	65.8	61.6
Top Speed [km/h]	71.5	71.7	67.2	63.8
Avg. Dist. to Rail [m]	4.5	0.8	0.8	0.8
Avg. Stride Freq. [Hz]	2.5	2.6	2.5	2.4
Avg. Stride Length [m]	6.2	7.4	7.3	7.3



- [] Ranking at each section and finish
- .-.- No data available at this section
- NA No data available



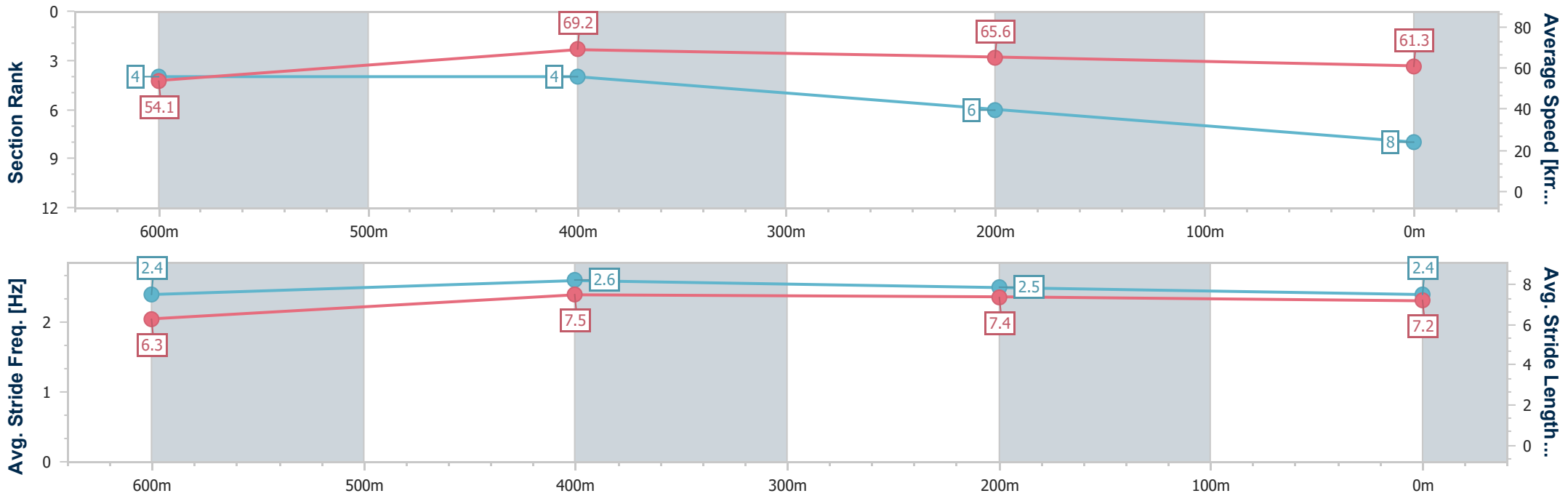
Horse/Jockey Name	Star Of Kings
Final Rank	8
Fastest Section Time (Section)	0:10.34 (600m)
Top Speed [km/h] (Section)	71.9 (600m)
Race State	Finished



Ipswich QLD Professional
 Race 4: CONGRATS JOSH & EMILY Class 3 Handicap - 800m
 03 October 2024 - 14:35
 Track Rating: Soft 5, Weather: Overcast, Rail Position: +7m Entire



Section	Overall	600m	400m	200m
Section Times	0:46.29 [8] (0:13.33)	0:32.96 [4] (0:10.34)	0:22.62 [4] (0:10.89)	0:11.73 [6] (0:11.73)
Average Speed [km/h]	54.1	69.2	65.6	61.3
Top Speed [km/h]	71.9	71.9	66.8	64.8
Avg. Dist. to Rail [m]	4.1	1.4	1.4	0.5
Avg. Stride Freq. [Hz]	2.4	2.6	2.5	2.4
Avg. Stride Length [m]	6.3	7.5	7.4	7.2



- [] Ranking at each section and finish
- .-.- No data available at this section
- NA No data available



Horse/Jockey Name	Divine Di Dora
Final Rank	9
Fastest Section Time (Section)	0:10.70 (600m)
Top Speed [km/h] (Section)	68.5 (Overall)
Race State	Finished



Ipswich QLD Professional

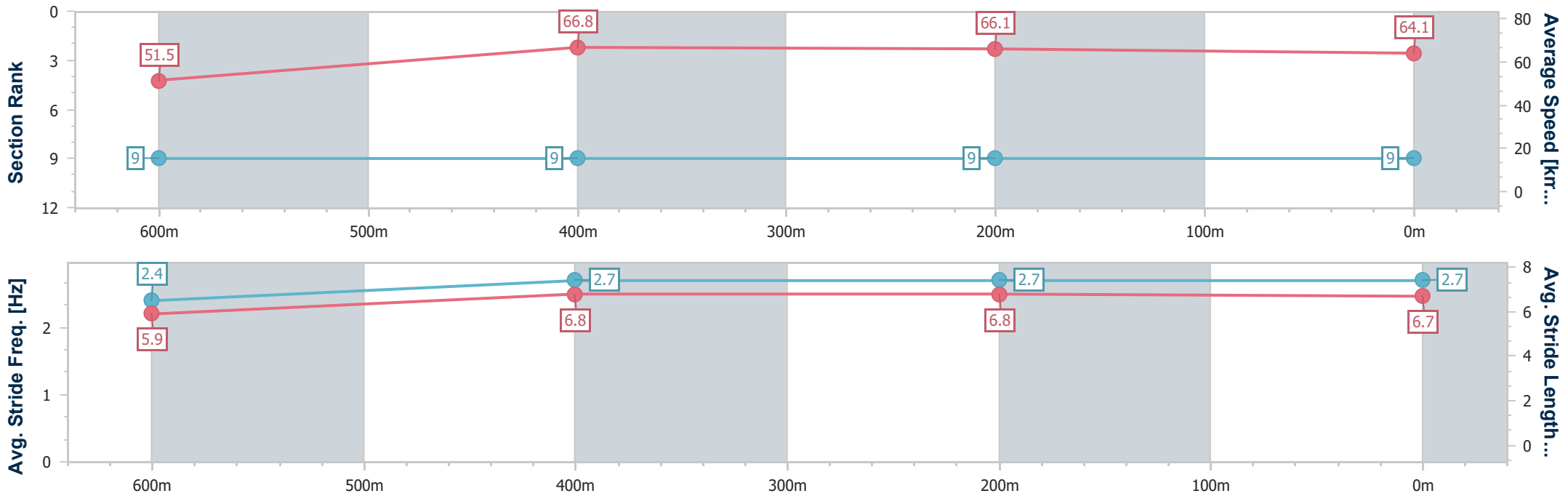
Race 4: CONGRATS JOSH & EMILY Class 3 Handicap - 800m

03 October 2024 - 14:35



Track Rating: Soft 5, Weather: Overcast, Rail Position: +7m Entire

Section	Overall	600m	400m	200m
Section Times	0:46.72 [9] (0:13.99)	0:32.73 [9] (0:10.70)	0:22.03 [9] (0:10.80)	0:11.23 [9] (0:11.23)
Average Speed [km/h]	51.5	66.8	66.1	64.1
Top Speed [km/h]	68.5	68.4	66.9	66.0
Avg. Dist. to Rail [m]	2.0	1.8	1.3	2.0
Avg. Stride Freq. [Hz]	2.4	2.7	2.7	2.7
Avg. Stride Length [m]	5.9	6.8	6.8	6.7



- [] Ranking at each section and finish
- .-.- No data available at this section
- NA No data available



Horse/Jockey Name	Loud Attraction
Final Rank	10
Fastest Section Time (Section)	0:10.97 (600m)
Top Speed [km/h] (Section)	67.1 (600m)
Race State	Finished



Ipswich QLD Professional

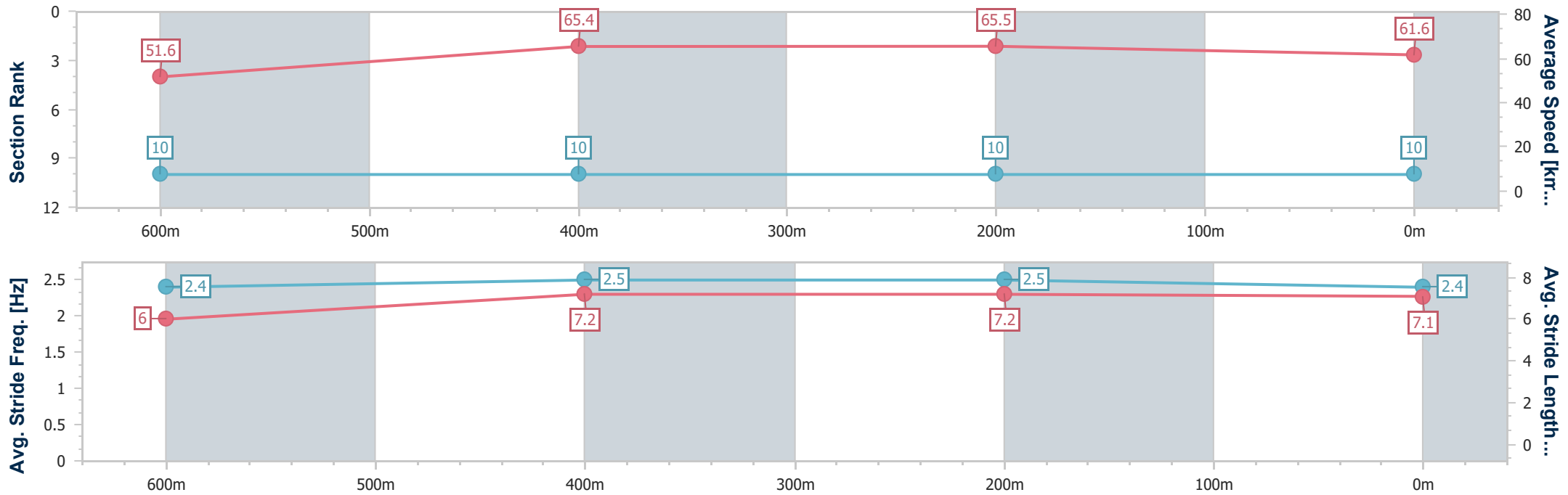
Race 4: CONGRATS JOSH & EMILY Class 3 Handicap - 800m

03 October 2024 - 14:35



Track Rating: Soft 5, Weather: Overcast, Rail Position: +7m Entire

Section	Overall	600m	400m	200m
Section Times	0:47.71 [10] (0:14.04)	0:33.67 [10] (0:10.97)	0:22.70 [10] (0:11.00)	0:11.70 [10] (0:11.70)
Average Speed [km/h]	51.6	65.4	65.5	61.6
Top Speed [km/h]	66.3	67.1	66.6	64.3
Avg. Dist. to Rail [m]	8.2	1.3	0.9	3.4
Avg. Stride Freq. [Hz]	2.4	2.5	2.5	2.4
Avg. Stride Length [m]	6.0	7.2	7.2	7.1



- [] Ranking at each section and finish
- .-.- No data available at this section
- NA No data available

Track Rating: Soft 5, Weather: Overcast, Rail Position: +7m Entire

Section		Field Times											
Overall	1200m	1000m	800m	600m	400m	Last 600m							
1:20.92 (0:11.27)	1:09.65 (0:11.17)	0:58.48 (0:11.30)	0:47.18 (0:11.61)	0:35.57 (0:11.46)	0:24.11 (0:11.81)	0:35.57							
Rank	TAB	Horse/Jockey	Barrier	Top Speed [km/h]	Fastest Section							Distance Travelled [m]	
1	1	BRAVELY Martin Harley	1	66.6 1200m	0:11.22 1200m	1:20.92 [1] (0:11.49)	1:09.43 [5] (0:11.22)	0:58.21 [5] (0:11.29)	0:46.92 [3] (0:11.53)	0:35.39 [2] (0:11.56)	0:23.83 [3] (0:11.64)	0:35.39	
2	11	MISS CHENERY Andrew Mallyon	7	65.7 1000m	0:11.29 1000m	1:21.01 [2] (0:11.78)	1:09.23 [8] (0:11.34)	0:57.89 [8] (0:11.29)	0:46.60 [8] (0:11.55)	0:35.05 [8] (0:11.51)	0:23.54 [7] (0:11.71)	0:35.05	+1
3	5	THE PUNISHER Melea Castle	3	66.7 1200m	0:11.23 1200m	1:21.07 [3] (0:11.45)	1:09.62 [4] (0:11.23)	0:58.39 [4] (0:11.51)	0:46.88 [6] (0:11.62)	0:35.26 [6] (0:11.40)	0:23.86 [5] (0:11.76)	0:35.26	+6
4	3	MILLWARD Cejay Graham	2	65.9 1200m	0:11.20 1200m	1:21.10 [4] (0:11.53)	1:09.57 [6] (0:11.20)	0:58.37 [6] (0:11.35)	0:47.02 [5] (0:11.62)	0:35.40 [5] (0:11.52)	0:23.88 [6] (0:11.82)	0:35.40	+2
5	4	THE DEPUTY Justin Huxtable	9	66.3 1200m	0:11.19 1200m	1:21.15 [5] (0:11.41)	1:09.74 [3] (0:11.19)	0:58.55 [3] (0:11.41)	0:47.14 [4] (0:11.67)	0:35.47 [4] (0:11.50)	0:23.97 [4] (0:11.74)	0:35.47	+8
6	10	ISLE ORNSAY Jace McMurray	4	66.1 1200m	0:11.17 1200m	1:21.16 [6] (0:11.27)	1:09.89 [1] (0:11.17)	0:58.72 [1] (0:11.30)	0:47.42 [1] (0:11.61)	0:35.81 [1] (0:11.46)	0:24.35 [1] (0:11.81)	0:35.81	+3
7	2	HE'S ESSENTIAL Jag Guthmann-Chester	6	65.1 1000m	0:11.18 1200m	1:21.70 [7] (0:11.39)	1:10.31 [2] (0:11.18)	0:59.13 [2] (0:11.36)	0:47.77 [2] (0:11.61)	0:36.16 [3] (0:11.48)	0:24.68 [2] (0:11.97)	0:36.16	+0
8	6	DUSTYIAM Nathan Thomas	5	64.7 1000m	0:11.31 1000m	1:22.20 [8] (0:11.71)	1:10.49 [7] (0:11.35)	0:59.14 [7] (0:11.31)	0:47.83 [7] (0:11.57)	0:36.26 [7] (0:11.55)	0:24.71 [8] (0:12.07)	0:36.26	+0
9	7	EL KABONG Michael Murphy	8	67.2 1000m	0:11.08 1000m	1:22.47 [9] (0:12.06)	1:10.41 [9] (0:11.44)	0:58.97 [9] (0:11.08)	0:47.89 [9] (0:11.52)	0:36.37 [9] (0:11.72)	0:24.65 [9] (0:12.03)	0:36.37	+7

Scratched: Powerful Eagle (#8), Sunlord (#9)

Track Rating: Soft 5, Weather: Overcast, Rail Position: +7m Entire

Section							200m			Last 600m
Field Times							0:12.30			0:35.57
Rank	TAB	Horse/Jockey	Barrier	Top Speed [km/h]	Fastest Section	Margin			Distance Travelled [m]	
1	1	BRAVELY Martin Harley	1	66.6 1200m	0:11.22 1200m	0:12.19 [2] (0:12.19)	1:20.92		0:35.39	
2	11	MISS CHENERY Andrew Mallyon	7	65.7 1000m	0:11.29 1000m	0:11.83 [7] (0:11.83)	0.52L		0:35.05 +1	
3	5	THE PUNISHER Melea Castle	3	66.7 1200m	0:11.23 1200m	0:12.10 [4] (0:12.10)	0.86L		0:35.26 +6	
4	3	MILLWARD Cejay Graham	2	65.9 1200m	0:11.20 1200m	0:12.06 [6] (0:12.06)	1.06L		0:35.40 +2	
5	4	THE DEPUTY Justin Huxtable	9	66.3 1200m	0:11.19 1200m	0:12.23 [3] (0:12.23)	1.34L		0:35.47 +8	
6	10	ISLE ORNSAY Jace McMurray	4	66.1 1200m	0:11.17 1200m	0:12.54 [1] (0:12.54)	1.39L		0:35.81 +3	
7	2	HE'S ESSENTIAL Jag Guthmann-Chester	6	65.1 1000m	0:11.18 1200m	0:12.71 [5] (0:12.71)	4.55L		0:36.16 +0	
8	6	DUSTYIAM Nathan Thomas	5	64.7 1000m	0:11.31 1000m	0:12.64 [8] (0:12.64)	7.5L		0:36.26 +0	
9	7	EL KABONG Michael Murphy	8	67.2 1000m	0:11.08 1000m	0:12.62 [9] (0:12.62)	9.1L		0:36.37 +7	

Scratched: Powerful Eagle (#8), Sunlord (#9)



Horse/Jockey Name	Bravely
Final Rank	1
Fastest Section Time (Section)	0:11.22 (1200m)
Top Speed [km/h] (Section)	66.6 (1200m)
Race State	Finished



Ipswich QLD Professional

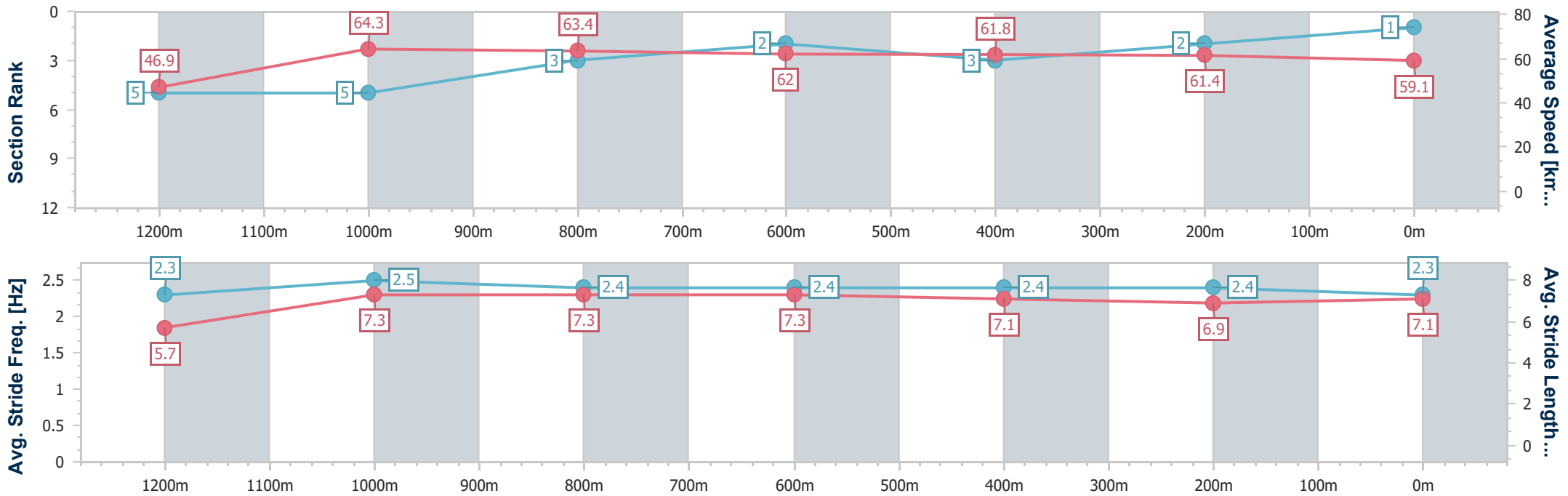
Race 5: GORDON'S GIN Class 2 Plate - 1350m

03 October 2024 - 15:10



Track Rating: Soft 5, Weather: Overcast, Rail Position: +7m Entire

Section	Overall	1200m	1000m	800m	600m	400m	200m
Section Times	1:20.92 [1] (0:11.49)	1:09.43 [5] (0:11.22)	0:58.21 [5] (0:11.29)	0:46.92 [3] (0:11.53)	0:35.39 [2] (0:11.56)	0:23.83 [3] (0:11.64)	0:12.19 [2] (0:12.19)
Average Speed [km/h]	46.9	64.3	63.4	62.0	61.8	61.4	59.1
Top Speed [km/h]	62.2	66.6	65.7	64.1	63.7	61.9	61.8
Avg. Dist. to Rail [m]	0.9	0.5	1.0	2.2	1.8	2.2	0.6
Avg. Stride Freq. [Hz]	2.3	2.5	2.4	2.4	2.4	2.4	2.3
Avg. Stride Length [m]	5.7	7.3	7.3	7.3	7.1	6.9	7.1



- [] Ranking at each section and finish
- .-.- No data available at this section
- NA No data available



Horse/Jockey Name	Miss Chenery
Final Rank	2
Fastest Section Time (Section)	0:11.29 (1000m)
Top Speed [km/h] (Section)	65.7 (1000m)
Race State	Finished



Ipswich QLD Professional

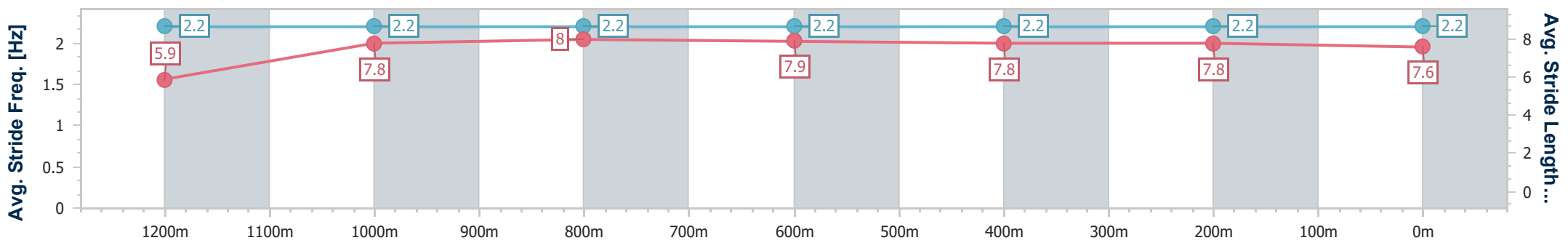
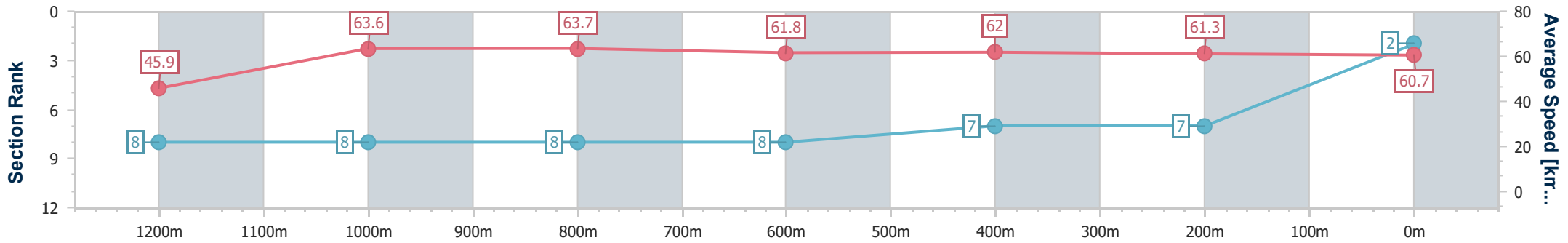
Race 5: GORDON'S GIN Class 2 Plate - 1350m

03 October 2024 - 15:10



Track Rating: Soft 5, Weather: Overcast, Rail Position: +7m Entire

Section	Overall	1200m	1000m	800m	600m	400m	200m
Section Times	1:21.01 [2] (0:11.78)	1:09.23 [8] (0:11.34)	0:57.89 [8] (0:11.29)	0:46.60 [8] (0:11.55)	0:35.05 [8] (0:11.51)	0:23.54 [7] (0:11.71)	0:11.83 [7] (0:11.83)
Average Speed [km/h]	45.9	63.6	63.7	61.8	62.0	61.3	60.7
Top Speed [km/h]	63.0	64.6	65.7	62.6	62.5	62.4	61.7
Avg. Dist. to Rail [m]	4.0	1.2	0.4	2.0	1.8	1.9	5.4
Avg. Stride Freq. [Hz]	2.2	2.2	2.2	2.2	2.2	2.2	2.2
Avg. Stride Length [m]	5.9	7.8	8.0	7.9	7.8	7.8	7.6



- [] Ranking at each section and finish
- .-.- No data available at this section
- NA No data available



Horse/Jockey Name	The Punisher
Final Rank	3
Fastest Section Time (Section)	0:11.23 (1200m)
Top Speed [km/h] (Section)	66.7 (1200m)
Race State	Finished



Ipswich QLD Professional

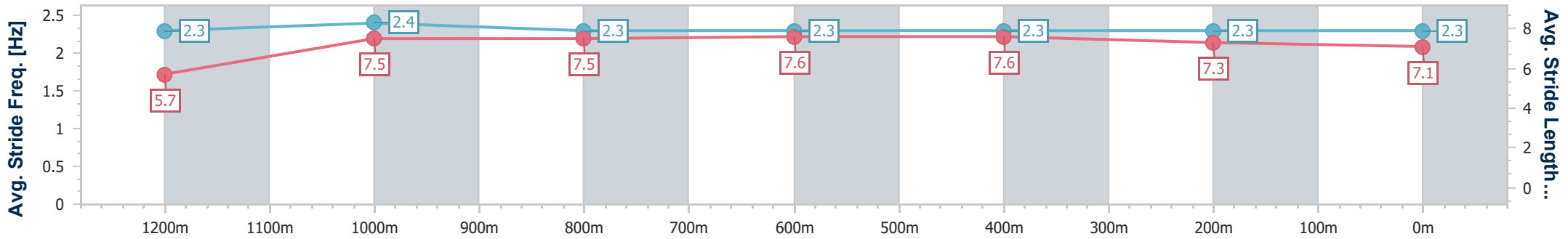
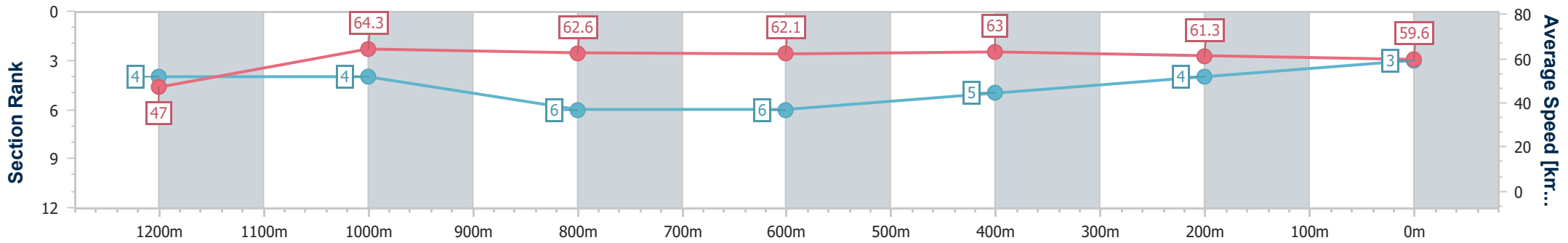
Race 5: GORDON'S GIN Class 2 Plate - 1350m

03 October 2024 - 15:10



Track Rating: Soft 5, Weather: Overcast, Rail Position: +7m Entire

Section	Overall	1200m	1000m	800m	600m	400m	200m
Section Times	1:21.07 [3] (0:11.45)	1:09.62 [4] (0:11.23)	0:58.39 [4] (0:11.51)	0:46.88 [6] (0:11.62)	0:35.26 [6] (0:11.40)	0:23.86 [5] (0:11.76)	0:12.10 [4] (0:12.10)
Average Speed [km/h]	47.0	64.3	62.6	62.1	63.0	61.3	59.6
Top Speed [km/h]	63.2	66.7	63.9	62.9	63.9	62.1	61.4
Avg. Dist. to Rail [m]	1.2	1.3	0.9	0.2	0.5	1.4	4.7
Avg. Stride Freq. [Hz]	2.3	2.4	2.3	2.3	2.3	2.3	2.3
Avg. Stride Length [m]	5.7	7.5	7.5	7.6	7.6	7.3	7.1



- [] Ranking at each section and finish
- .-.- No data available at this section
- NA No data available



Horse/Jockey Name	Millward
Final Rank	4
Fastest Section Time (Section)	0:11.20 (1200m)
Top Speed [km/h] (Section)	65.9 (1200m)
Race State	Finished



Ipswich QLD Professional

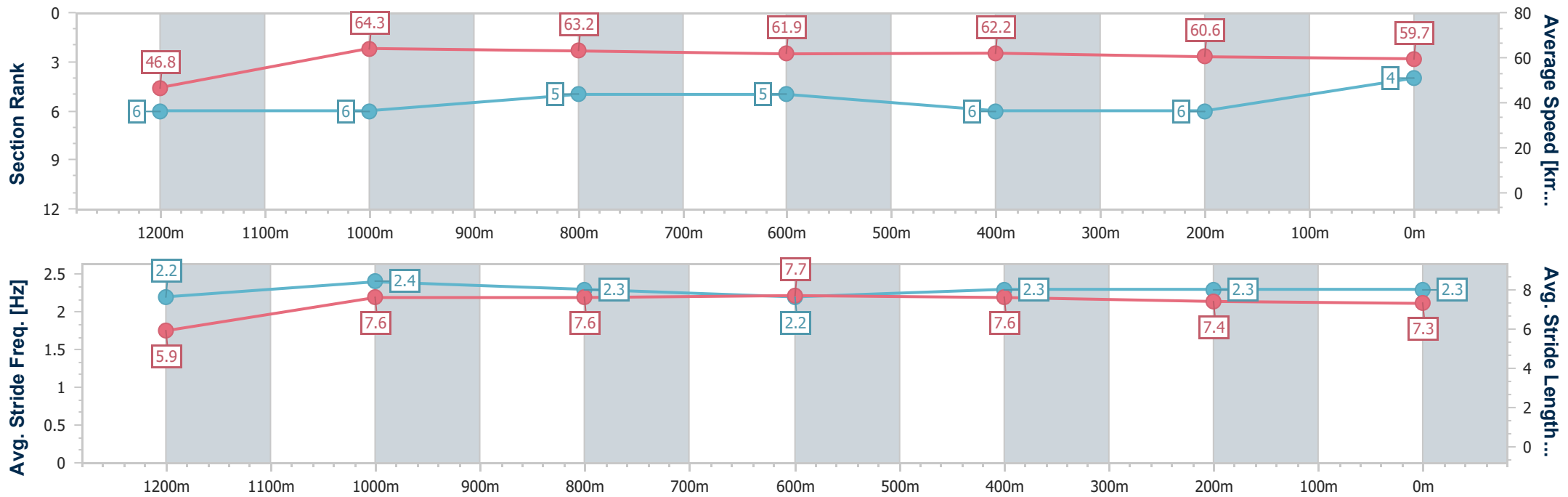
Race 5: GORDON'S GIN Class 2 Plate - 1350m

03 October 2024 - 15:10



Track Rating: Soft 5, Weather: Overcast, Rail Position: +7m Entire

Section	Overall	1200m	1000m	800m	600m	400m	200m
Section Times	1:21.10 [4] (0:11.53)	1:09.57 [6] (0:11.20)	0:58.37 [6] (0:11.35)	0:47.02 [5] (0:11.62)	0:35.40 [5] (0:11.52)	0:23.88 [6] (0:11.82)	0:12.06 [6] (0:12.06)
Average Speed [km/h]	46.8	64.3	63.2	61.9	62.2	60.6	59.7
Top Speed [km/h]	62.4	65.9	65.2	62.8	63.0	61.6	60.7
Avg. Dist. to Rail [m]	0.8	0.4	0.4	0.9	1.1	1.0	1.1
Avg. Stride Freq. [Hz]	2.2	2.4	2.3	2.2	2.3	2.3	2.3
Avg. Stride Length [m]	5.9	7.6	7.6	7.7	7.6	7.4	7.3



- [] Ranking at each section and finish
- .-.- No data available at this section
- NA No data available



Horse/Jockey Name	The Deputy
Final Rank	5
Fastest Section Time (Section)	0:11.19 (1200m)
Top Speed [km/h] (Section)	66.3 (1200m)
Race State	Finished



Ipswich QLD Professional

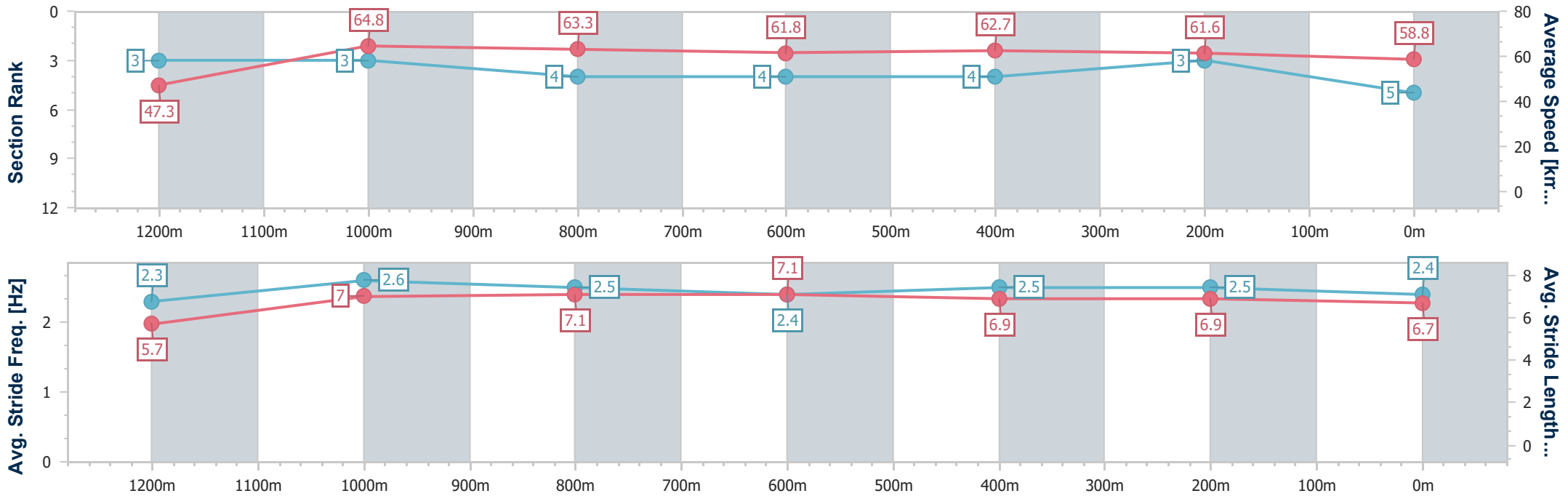
Race 5: GORDON'S GIN Class 2 Plate - 1350m

03 October 2024 - 15:10



Track Rating: Soft 5, Weather: Overcast, Rail Position: +7m Entire

Section	Overall	1200m	1000m	800m	600m	400m	200m
Section Times	1:21.15 [5] (0:11.41)	1:09.74 [3] (0:11.19)	0:58.55 [3] (0:11.41)	0:47.14 [4] (0:11.67)	0:35.47 [4] (0:11.50)	0:23.97 [4] (0:11.74)	0:12.23 [3] (0:12.23)
Average Speed [km/h]	47.3	64.8	63.3	61.8	62.7	61.6	58.8
Top Speed [km/h]	64.1	66.3	64.6	62.9	64.4	62.5	60.2
Avg. Dist. to Rail [m]	5.6	2.9	2.3	0.5	0.3	1.2	1.0
Avg. Stride Freq. [Hz]	2.3	2.6	2.5	2.4	2.5	2.5	2.4
Avg. Stride Length [m]	5.7	7.0	7.1	7.1	6.9	6.9	6.7



- [] Ranking at each section and finish
- .-.- No data available at this section
- NA No data available



Horse/Jockey Name	Isle Ornsay
Final Rank	6
Fastest Section Time (Section)	0:11.17 (1200m)
Top Speed [km/h] (Section)	66.1 (1200m)
Race State	Finished



Ipswich QLD Professional

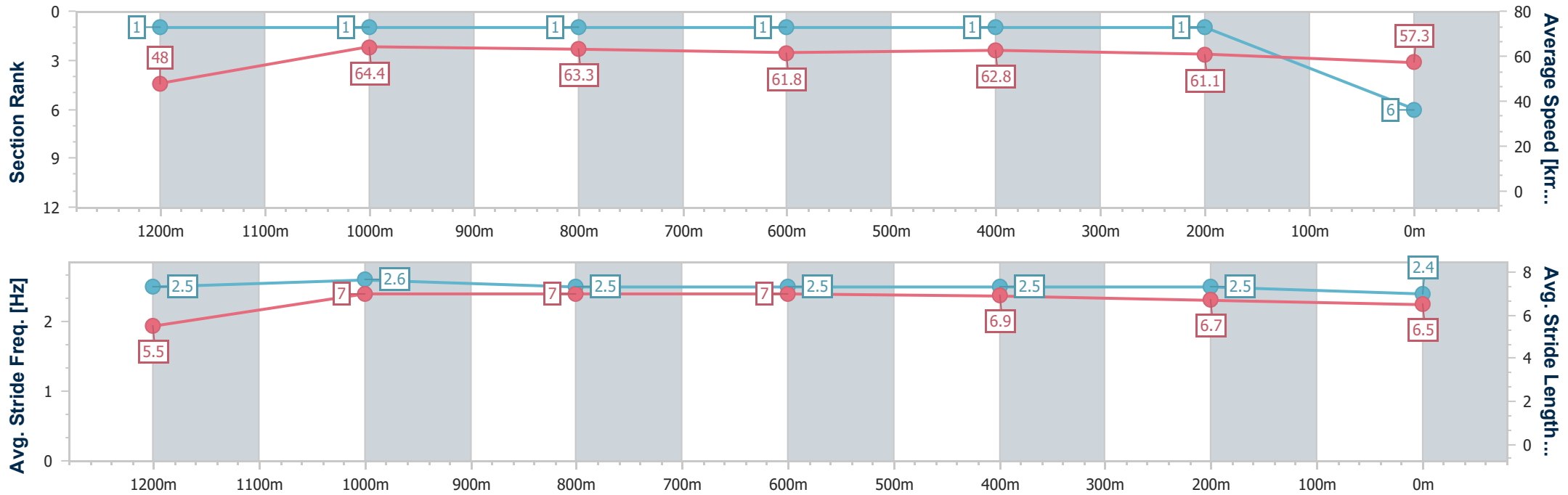
Race 5: GORDON'S GIN Class 2 Plate - 1350m

03 October 2024 - 15:10



Track Rating: Soft 5, Weather: Overcast, Rail Position: +7m Entire

Section	Overall	1200m	1000m	800m	600m	400m	200m
Section Times	1:21.16 [6] (0:11.27)	1:09.89 [1] (0:11.17)	0:58.72 [1] (0:11.30)	0:47.42 [1] (0:11.61)	0:35.81 [1] (0:11.46)	0:24.35 [1] (0:11.81)	0:12.54 [1] (0:12.54)
Average Speed [km/h]	48.0	64.4	63.3	61.8	62.8	61.1	57.3
Top Speed [km/h]	62.2	66.1	66.1	63.1	64.1	62.4	59.9
Avg. Dist. to Rail [m]	1.9	0.6	1.0	0.8	0.4	1.2	3.8
Avg. Stride Freq. [Hz]	2.5	2.6	2.5	2.5	2.5	2.5	2.4
Avg. Stride Length [m]	5.5	7.0	7.0	7.0	6.9	6.7	6.5



- [] Ranking at each section and finish
- .-.-.- No data available at this section
- NA No data available



Horse/Jockey Name	He's Essential
Final Rank	7
Fastest Section Time (Section)	0:11.18 (1200m)
Top Speed [km/h] (Section)	65.1 (1000m)
Race State	Finished



Ipswich QLD Professional

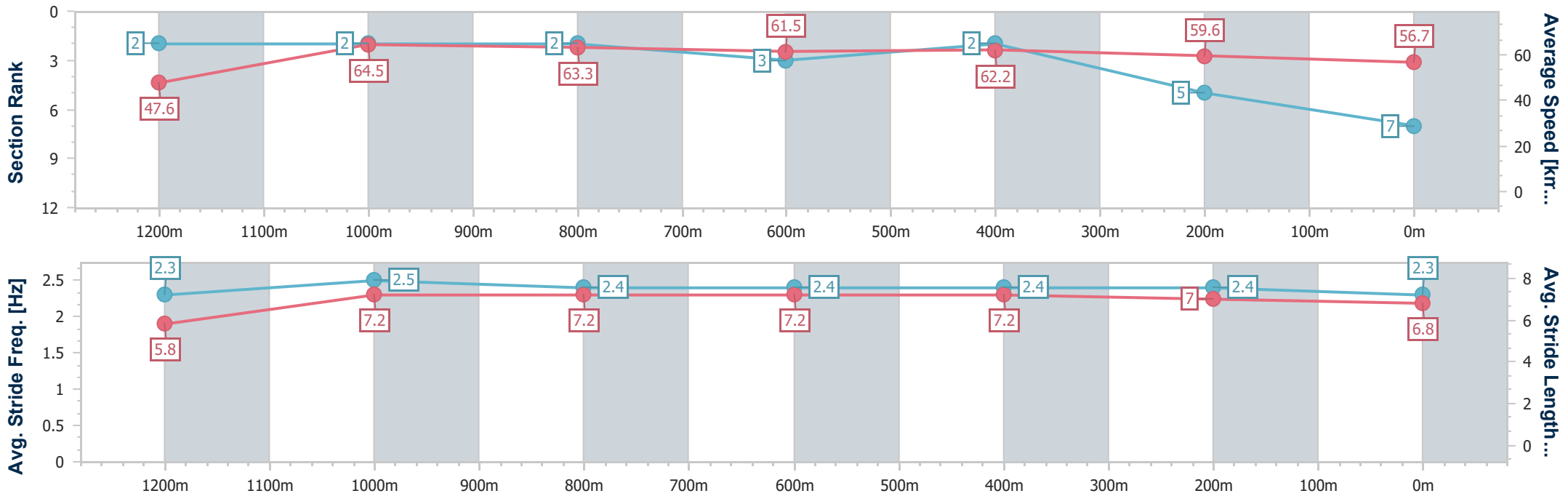
Race 5: GORDON'S GIN Class 2 Plate - 1350m

03 October 2024 - 15:10



Track Rating: Soft 5, Weather: Overcast, Rail Position: +7m Entire

Section	Overall	1200m	1000m	800m	600m	400m	200m
Section Times	1:21.70 [7] (0:11.39)	1:10.31 [2] (0:11.18)	0:59.13 [2] (0:11.36)	0:47.77 [2] (0:11.61)	0:36.16 [3] (0:11.48)	0:24.68 [2] (0:11.97)	0:12.71 [5] (0:12.71)
Average Speed [km/h]	47.6	64.5	63.3	61.5	62.2	59.6	56.7
Top Speed [km/h]	63.7	64.9	65.1	63.4	63.7	62.6	58.7
Avg. Dist. to Rail [m]	3.4	1.2	0.4	1.9	2.3	1.2	0.5
Avg. Stride Freq. [Hz]	2.3	2.5	2.4	2.4	2.4	2.4	2.3
Avg. Stride Length [m]	5.8	7.2	7.2	7.2	7.2	7.0	6.8



- [] Ranking at each section and finish
- .-.- No data available at this section
- NA No data available



Horse/Jockey Name	Dustyiam
Final Rank	8
Fastest Section Time (Section)	0:11.31 (1000m)
Top Speed [km/h] (Section)	64.7 (1000m)
Race State	Finished



Ipswich QLD Professional

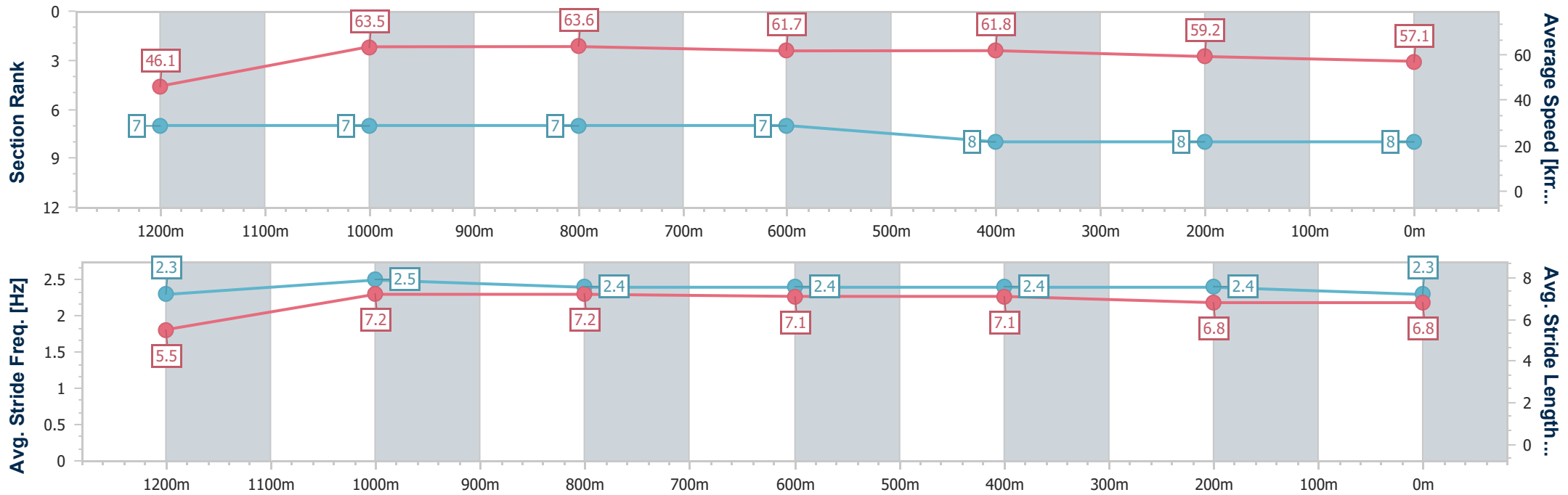
Race 5: GORDON'S GIN Class 2 Plate - 1350m

03 October 2024 - 15:10



Track Rating: Soft 5, Weather: Overcast, Rail Position: +7m Entire

Section	Overall	1200m	1000m	800m	600m	400m	200m
Section Times	1:22.20 [8] (0:11.71)	1:10.49 [7] (0:11.35)	0:59.14 [7] (0:11.31)	0:47.83 [7] (0:11.57)	0:36.26 [7] (0:11.55)	0:24.71 [8] (0:12.07)	0:12.64 [8] (0:12.64)
Average Speed [km/h]	46.1	63.5	63.6	61.7	61.8	59.2	57.1
Top Speed [km/h]	62.1	64.6	64.7	62.8	62.4	60.4	58.9
Avg. Dist. to Rail [m]	2.5	0.9	0.7	1.7	1.9	1.4	2.9
Avg. Stride Freq. [Hz]	2.3	2.5	2.4	2.4	2.4	2.4	2.3
Avg. Stride Length [m]	5.5	7.2	7.2	7.1	7.1	6.8	6.8



- [] Ranking at each section and finish
- .-.- No data available at this section
- NA No data available



Horse/Jockey Name	El Kabong
Final Rank	9
Fastest Section Time (Section)	0:11.08 (1000m)
Top Speed [km/h] (Section)	67.2 (1000m)
Race State	Finished



Ipswich QLD Professional

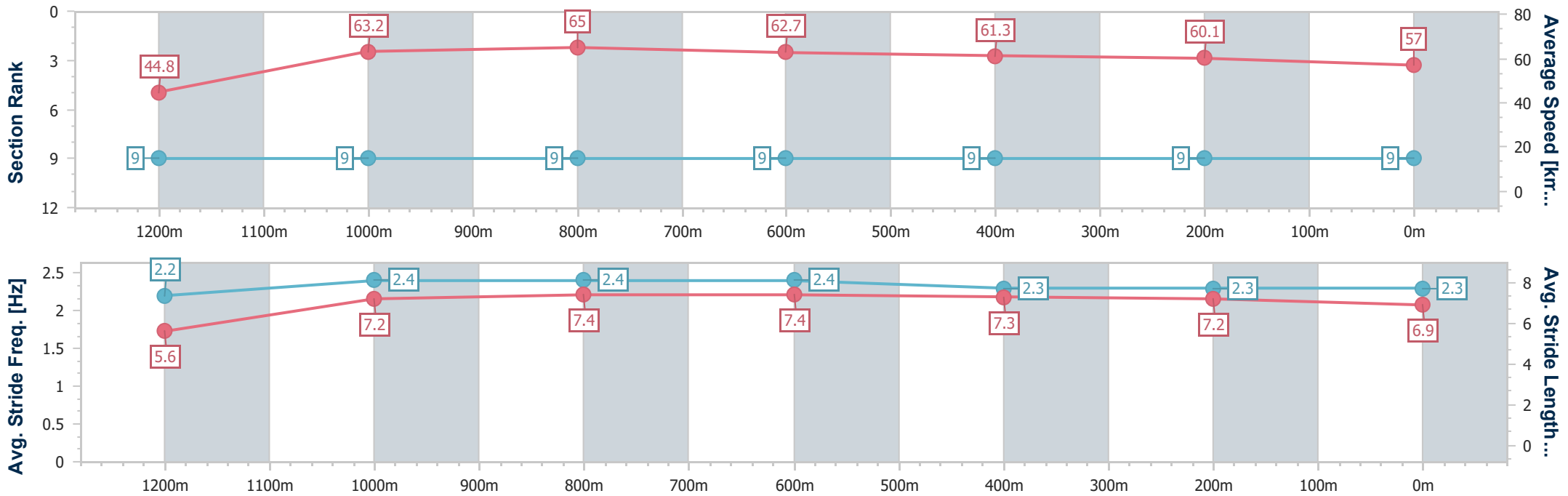
Race 5: GORDON'S GIN Class 2 Plate - 1350m

03 October 2024 - 15:10



Track Rating: Soft 5, Weather: Overcast, Rail Position: +7m Entire

Section	Overall	1200m	1000m	800m	600m	400m	200m
Section Times	1:22.47 [9] (0:12.06)	1:10.41 [9] (0:11.44)	0:58.97 [9] (0:11.08)	0:47.89 [9] (0:11.52)	0:36.37 [9] (0:11.72)	0:24.65 [9] (0:12.03)	0:12.62 [9] (0:12.62)
Average Speed [km/h]	44.8	63.2	65.0	62.7	61.3	60.1	57.0
Top Speed [km/h]	61.8	63.8	67.2	64.2	62.3	60.6	59.4
Avg. Dist. to Rail [m]	5.0	2.0	1.1	0.9	0.6	1.8	5.3
Avg. Stride Freq. [Hz]	2.2	2.4	2.4	2.4	2.3	2.3	2.3
Avg. Stride Length [m]	5.6	7.2	7.4	7.4	7.3	7.2	6.9



- [] Ranking at each section and finish
- .-.- No data available at this section
- NA No data available

Track Rating: Soft 5, Weather: Overcast, Rail Position: +7m Entire

Section		Field Times											
Overall	1200m	1000m	800m	600m	400m	Last 600m							
1:20.93 (0:11.19)	1:09.74 (0:11.13)	0:58.61 (0:11.25)	0:47.36 (0:11.50)	0:35.86 (0:11.86)	0:24.00 (0:12.10)	0:35.86							
Rank	TAB	Horse/Jockey	Barrier	Top Speed [km/h]	Fastest Section							Distance Travelled [m]	
1	6	JEALOUS Kyle Wilson-Taylor	2	63.9 1200m	0:11.41 1200m	1:20.93 [1] (0:11.60)	1:09.33 [6] (0:11.41)	0:57.92 [6] (0:11.51)	0:46.41 [6] (0:11.67)	0:34.74 [5] (0:11.56)	0:23.18 [5] (0:11.59)	0:34.74	
2	1	QUEST OF QUESTS Ryan Maloney	5	64.2 1000m	0:11.37 1200m	1:21.15 [2] (0:11.46)	1:09.69 [3] (0:11.37)	0:58.32 [4] (0:11.49)	0:46.83 [4] (0:11.63)	0:35.20 [4] (0:11.57)	0:23.63 [4] (0:11.60)	0:35.20	-1
3	5	BEEN A SECRET Sean Cormack	3	64.7 1200m	0:11.35 1200m	1:21.19 [3] (0:11.45)	1:09.74 [2] (0:11.35)	0:58.39 [3] (0:11.37)	0:47.02 [3] (0:11.61)	0:35.41 [3] (0:11.58)	0:23.83 [3] (0:11.67)	0:35.41	-4
4	8	RED STAR RUBI Martin Harley	6	64.4 400m	0:11.38 1200m	1:21.30 [4] (0:11.94)	1:09.36 [9] (0:11.38)	0:57.98 [10] (0:11.48)	0:46.50 [9] (0:11.73)	0:34.77 [9] (0:11.53)	0:23.24 [8] (0:11.38)	0:34.77	-3
5	3	DESERT MIST Andrew Mallyon	7	65.8 1000m	0:11.16 1200m	1:21.54 [5] (0:11.52)	1:10.02 [4] (0:11.16)	0:58.86 [2] (0:11.32)	0:47.54 [2] (0:11.69)	0:35.85 [2] (0:11.66)	0:24.19 [2] (0:11.82)	0:35.85	+1
6	10	CLASSIQUE GAL Angela Jones	4	64.5 1200m	0:11.31 1200m	1:21.85 [6] (0:11.78)	1:10.07 [8] (0:11.31)	0:58.76 [7] (0:11.42)	0:47.34 [5] (0:11.72)	0:35.62 [6] (0:11.58)	0:24.04 [6] (0:11.74)	0:35.62	-5
7	4	AERIAL ARSENAL Cejay Graham	8	65.2 1000m	0:11.51 1200m	1:21.93 [7] (0:11.77)	1:10.16 [7] (0:11.51)	0:58.65 [8] (0:11.58)	0:47.07 [10] (0:11.72)	0:35.35 [10] (0:11.81)	0:23.54 [10] (0:11.67)	0:35.35	+2
8	12	MISS HELMUT Colleen Krahn	1	65.7 1200m	0:11.13 1200m	1:22.17 [8] (0:11.19)	1:10.98 [1] (0:11.13)	0:59.85 [1] (0:11.25)	0:48.60 [1] (0:11.50)	0:37.10 [1] (0:11.86)	0:25.24 [1] (0:12.33)	0:37.10	-4
9	9	THE GOLDEN SOUL Jai Williams	10	63.8 1000m	0:11.44 1200m	1:22.24 [9] (0:11.56)	1:10.68 [5] (0:11.44)	0:59.24 [5] (0:11.59)	0:47.65 [7] (0:11.75)	0:35.90 [7] (0:11.77)	0:24.13 [9] (0:11.97)	0:35.90	+3
10	11	LUCKY SHAM Nathan Thomas	9	64.4 1200m	0:11.36 1200m	1:22.42 [10] (0:11.95)	1:10.47 [10] (0:11.36)	0:59.11 [9] (0:11.47)	0:47.64 [8] (0:11.74)	0:35.90 [8] (0:11.54)	0:24.36 [7] (0:11.94)	0:35.90	+1

Scratched: Vetoed (#7), Hakatere (#2)



Ipswich QLD Professional

Race 6: BARRIER REEF POOLS BM58 Handicap - 1350m

03 October 2024 - 15:46



Track Rating: Soft 5, Weather: Overcast, Rail Position: +7m Entire

Section				200m				Last 600m		
Field Times				0:11.90				0:35.86		
				(0:11.90)						
Rank	TAB	Horse/Jockey	Barrier	Top Speed [km/h]	Fastest Section	Margin			Distance Travelled [m]	
1	6	JEALOUS Kyle Wilson-Taylor	2	63.9 1200m	0:11.41 1200m	0:11.59 [5] (0:11.59)	1:20.93		0:34.74	
2	1	QUEST OF QUESTS Ryan Maloney	5	64.2 1000m	0:11.37 1200m	0:12.03 [2] (0:12.03)	1.31L		0:35.20	-1
3	5	BEEN A SECRET Sean Cormack	3	64.7 1200m	0:11.35 1200m	0:12.16 [1] (0:12.16)	1.52L		0:35.41	-4
4	8	RED STAR RUBI Martin Harley	6	64.4 400m	0:11.38 1200m	0:11.86 [6] (0:11.86)	2.17L		0:34.77	-3
5	3	DESERT MIST Andrew Mallyon	7	65.8 1000m	0:11.16 1200m	0:12.37 [3] (0:12.37)	3.6L		0:35.85	+1
6	10	CLASSIQUE GAL Angela Jones	4	64.5 1200m	0:11.31 1200m	0:12.30 [7] (0:12.30)	5.4L		0:35.62	-5
7	4	AERIAL ARSENAL Cejay Graham	8	65.2 1000m	0:11.51 1200m	0:11.87 [9] (0:11.87)	5.89L		0:35.35	+2
8	12	MISS HELMUT Colleen Krahenen	1	65.7 1200m	0:11.13 1200m	0:12.91 [4] (0:12.91)	7.27L		0:37.10	-4
9	9	THE GOLDEN SOUL Jai Williams	10	63.8 1000m	0:11.44 1200m	0:12.16 [10] (0:12.16)	7.72L		0:35.90	+3
10	11	LUCKY SHAM Nathan Thomas	9	64.4 1200m	0:11.36 1200m	0:12.42 [8] (0:12.42)	8.78L		0:35.90	+1

Scratched: Vetoed (#7), Hakatere (#2)

[] Ranking at each section and finish
 -:-:- No data available at this section
 NA No data available

SCN Saddle cloth number
 DNF Did not finish
 DNT Did not track



Horse/Jockey Name	Jealous
Final Rank	1
Fastest Section Time (Section)	0:11.41 (1200m)
Top Speed [km/h] (Section)	63.9 (1200m)
Race State	Finished



Ipswich QLD Professional

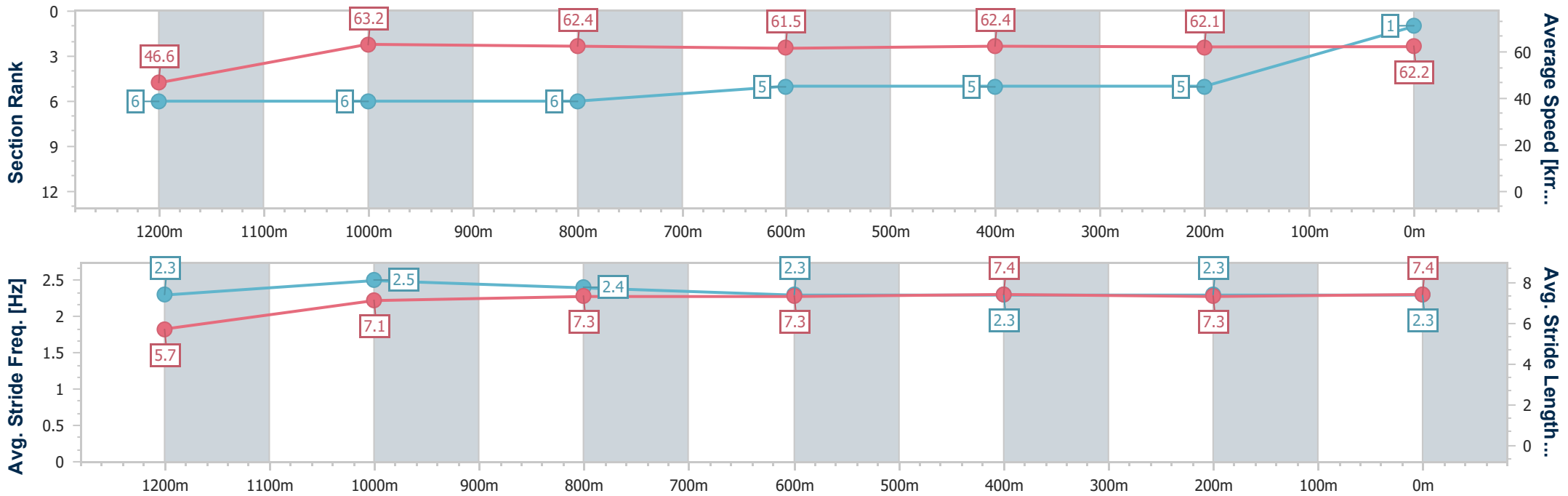
Race 6: BARRIER REEF POOLS BM58 Handicap - 1350m

03 October 2024 - 15:46



Track Rating: Soft 5, Weather: Overcast, Rail Position: +7m Entire

Section	Overall	1200m	1000m	800m	600m	400m	200m
Section Times	1:20.93 [1] (0:11.60)	1:09.33 [6] (0:11.41)	0:57.92 [6] (0:11.51)	0:46.41 [6] (0:11.67)	0:34.74 [5] (0:11.56)	0:23.18 [5] (0:11.59)	0:11.59 [5] (0:11.59)
Average Speed [km/h]	46.6	63.2	62.4	61.5	62.4	62.1	62.2
Top Speed [km/h]	62.2	63.9	63.4	62.2	62.6	63.0	62.7
Avg. Dist. to Rail [m]	1.5	1.7	0.3	0.5	0.4	1.7	3.5
Avg. Stride Freq. [Hz]	2.3	2.5	2.4	2.3	2.3	2.3	2.3
Avg. Stride Length [m]	5.7	7.1	7.3	7.3	7.4	7.3	7.4



- [] Ranking at each section and finish
- .-.- No data available at this section
- NA No data available



Horse/Jockey Name	Quest Of Quests
Final Rank	2
Fastest Section Time (Section)	0:11.37 (1200m)
Top Speed [km/h] (Section)	64.2 (1000m)
Race State	Finished



Ipswich QLD Professional

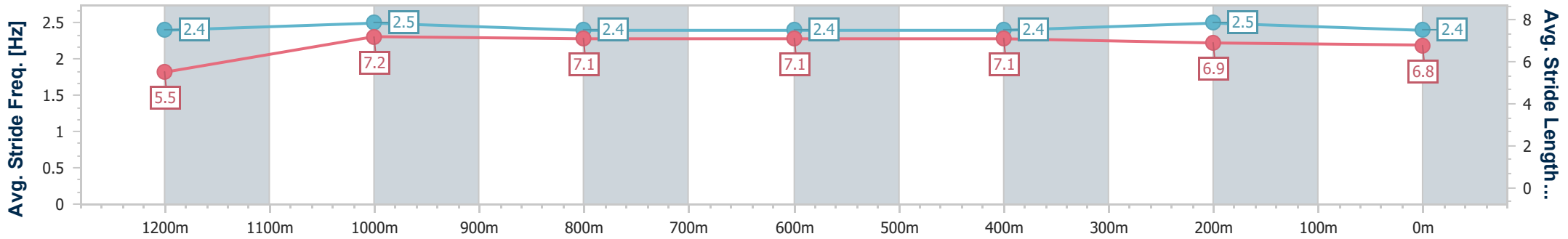
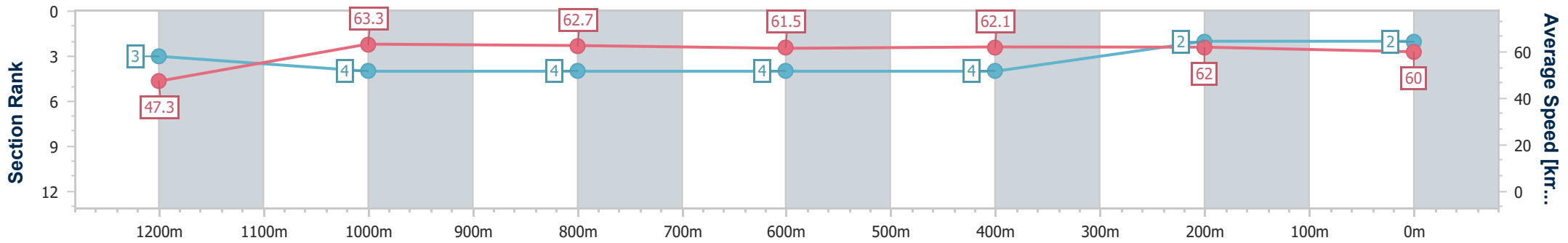
Race 6: BARRIER REEF POOLS BM58 Handicap - 1350m

03 October 2024 - 15:46



Track Rating: Soft 5, Weather: Overcast, Rail Position: +7m Entire

Section	Overall	1200m	1000m	800m	600m	400m	200m
Section Times	1:21.15 [2] (0:11.46)	1:09.69 [3] (0:11.37)	0:58.32 [4] (0:11.49)	0:46.83 [4] (0:11.63)	0:35.20 [4] (0:11.57)	0:23.63 [4] (0:11.60)	0:12.03 [2] (0:12.03)
Average Speed [km/h]	47.3	63.3	62.7	61.5	62.1	62.0	60.0
Top Speed [km/h]	63.3	63.9	64.2	62.2	62.3	62.5	61.9
Avg. Dist. to Rail [m]	2.8	1.5	0.4	1.0	1.2	1.6	1.8
Avg. Stride Freq. [Hz]	2.4	2.5	2.4	2.4	2.4	2.5	2.4
Avg. Stride Length [m]	5.5	7.2	7.1	7.1	7.1	6.9	6.8



- [] Ranking at each section and finish
- .-.- No data available at this section
- NA No data available



Horse/Jockey Name	Been A Secret
Final Rank	3
Fastest Section Time (Section)	0:11.35 (1200m)
Top Speed [km/h] (Section)	64.7 (1200m)
Race State	Finished



Ipswich QLD Professional

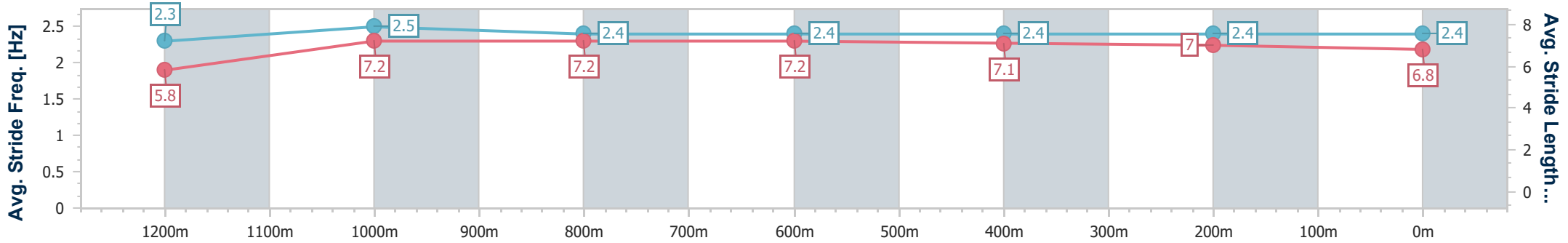
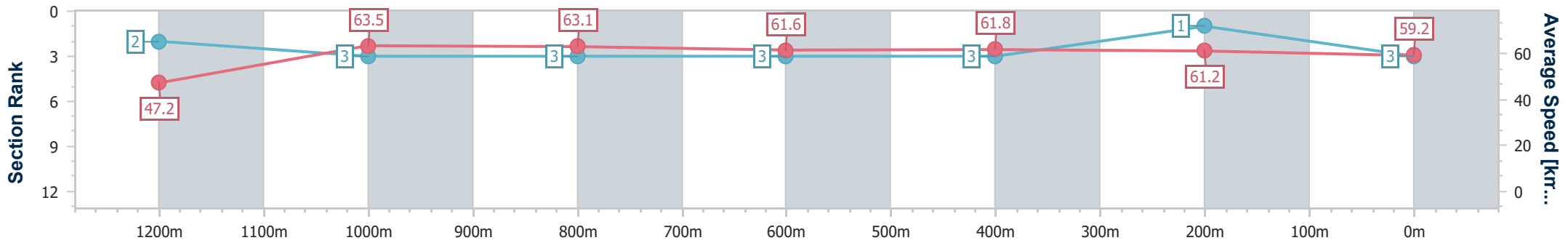
Race 6: BARRIER REEF POOLS BM58 Handicap - 1350m

03 October 2024 - 15:46



Track Rating: Soft 5, Weather: Overcast, Rail Position: +7m Entire

Section	Overall	1200m	1000m	800m	600m	400m	200m
Section Times	1:21.19 [3] (0:11.45)	1:09.74 [2] (0:11.35)	0:58.39 [3] (0:11.37)	0:47.02 [3] (0:11.61)	0:35.41 [3] (0:11.58)	0:23.83 [3] (0:11.67)	0:12.16 [1] (0:12.16)
Average Speed [km/h]	47.2	63.5	63.1	61.6	61.8	61.2	59.2
Top Speed [km/h]	62.4	64.7	64.6	62.5	62.9	61.6	61.4
Avg. Dist. to Rail [m]	2.3	1.2	0.6	1.6	2.0	0.9	0.9
Avg. Stride Freq. [Hz]	2.3	2.5	2.4	2.4	2.4	2.4	2.4
Avg. Stride Length [m]	5.8	7.2	7.2	7.2	7.1	7.0	6.8



- [] Ranking at each section and finish
- .-.- No data available at this section
- NA No data available



Horse/Jockey Name	Red Star Rubi
Final Rank	4
Fastest Section Time (Section)	0:11.38 (1200m)
Top Speed [km/h] (Section)	64.4 (400m)
Race State	Finished



Ipswich QLD Professional

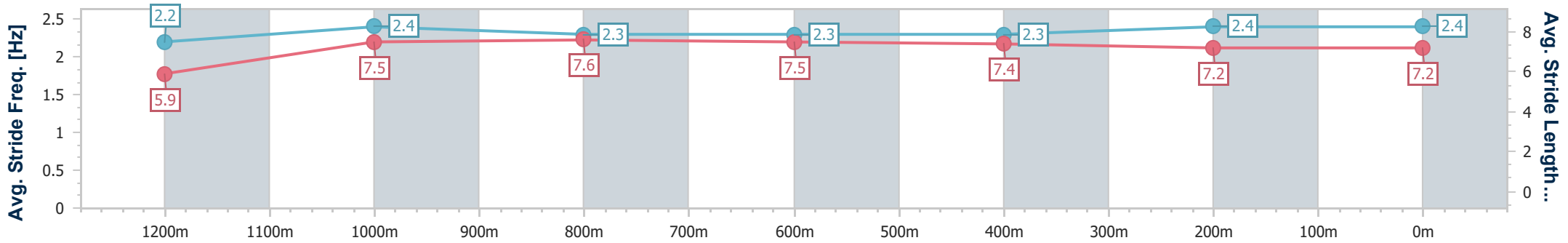
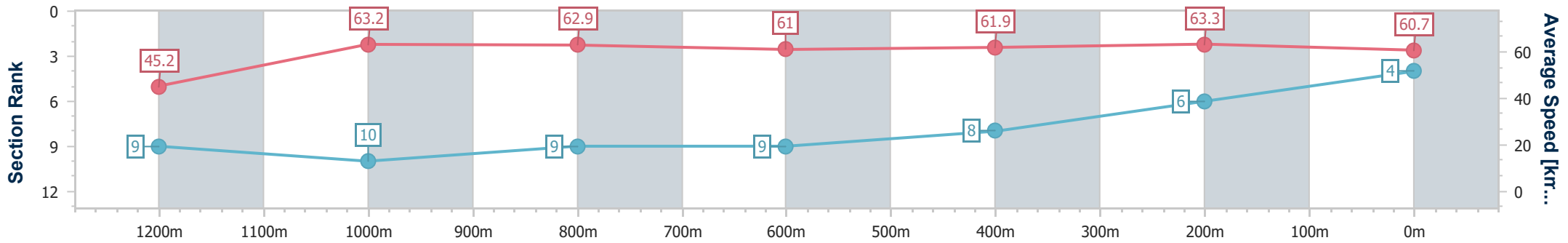
Race 6: BARRIER REEF POOLS BM58 Handicap - 1350m

03 October 2024 - 15:46



Track Rating: Soft 5, Weather: Overcast, Rail Position: +7m Entire

Section	Overall	1200m	1000m	800m	600m	400m	200m
Section Times	1:21.30 [4] (0:11.94)	1:09.36 [9] (0:11.38)	0:57.98 [10] (0:11.48)	0:46.50 [9] (0:11.73)	0:34.77 [9] (0:11.53)	0:23.24 [8] (0:11.38)	0:11.86 [6] (0:11.86)
Average Speed [km/h]	45.2	63.2	62.9	61.0	61.9	63.3	60.7
Top Speed [km/h]	63.6	63.8	63.8	62.6	62.7	64.4	63.7
Avg. Dist. to Rail [m]	4.0	1.0	0.6	1.3	1.6	0.4	0.8
Avg. Stride Freq. [Hz]	2.2	2.4	2.3	2.3	2.3	2.4	2.4
Avg. Stride Length [m]	5.9	7.5	7.6	7.5	7.4	7.2	7.2



- [] Ranking at each section and finish
- .-.- No data available at this section
- NA No data available



Horse/Jockey Name	Desert Mist
Final Rank	5
Fastest Section Time (Section)	0:11.16 (1200m)
Top Speed [km/h] (Section)	65.8 (1000m)
Race State	Finished



Ipswich QLD Professional

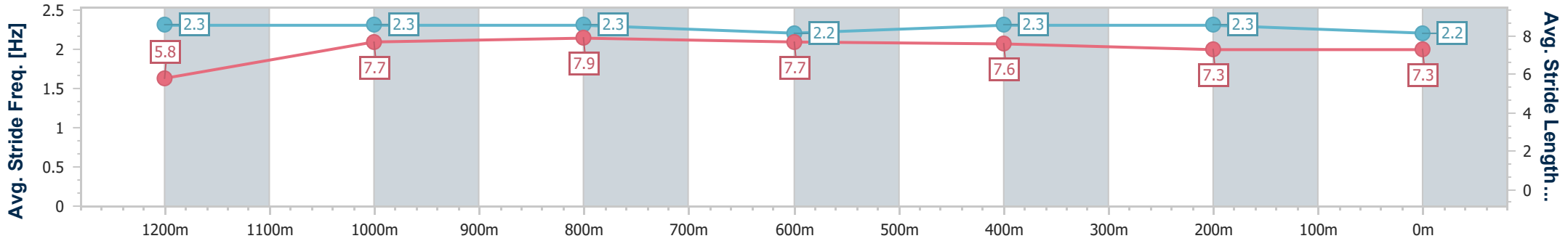
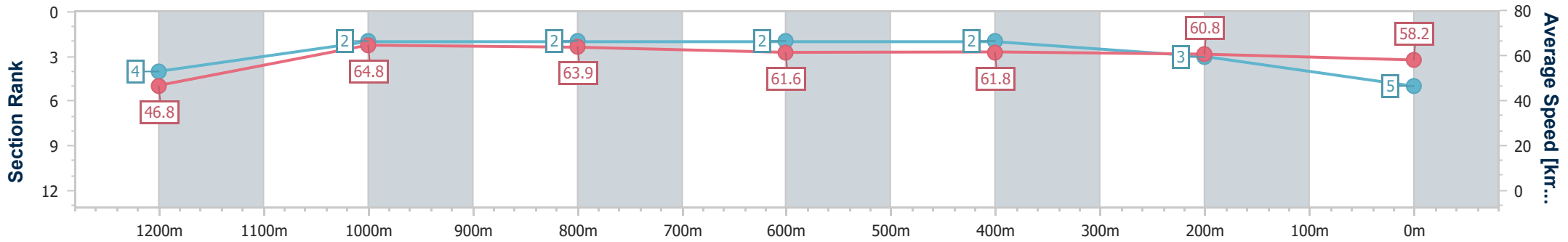
Race 6: BARRIER REEF POOLS BM58 Handicap - 1350m

03 October 2024 - 15:46



Track Rating: Soft 5, Weather: Overcast, Rail Position: +7m Entire

Section	Overall	1200m	1000m	800m	600m	400m	200m
Section Times	1:21.54 [5] (0:11.52)	1:10.02 [4] (0:11.16)	0:58.86 [2] (0:11.32)	0:47.54 [2] (0:11.69)	0:35.85 [2] (0:11.66)	0:24.19 [2] (0:11.82)	0:12.37 [3] (0:12.37)
Average Speed [km/h]	46.8	64.8	63.9	61.6	61.8	60.8	58.2
Top Speed [km/h]	63.5	65.8	65.8	62.1	61.8	61.5	60.2
Avg. Dist. to Rail [m]	5.2	3.1	1.5	0.5	0.4	0.8	1.8
Avg. Stride Freq. [Hz]	2.3	2.3	2.3	2.2	2.3	2.3	2.2
Avg. Stride Length [m]	5.8	7.7	7.9	7.7	7.6	7.3	7.3



- [] Ranking at each section and finish
- .-.- No data available at this section
- NA No data available



Horse/Jockey Name	Classique Gal
Final Rank	6
Fastest Section Time (Section)	0:11.31 (1200m)
Top Speed [km/h] (Section)	64.5 (1200m)
Race State	Finished



Ipswich QLD Professional

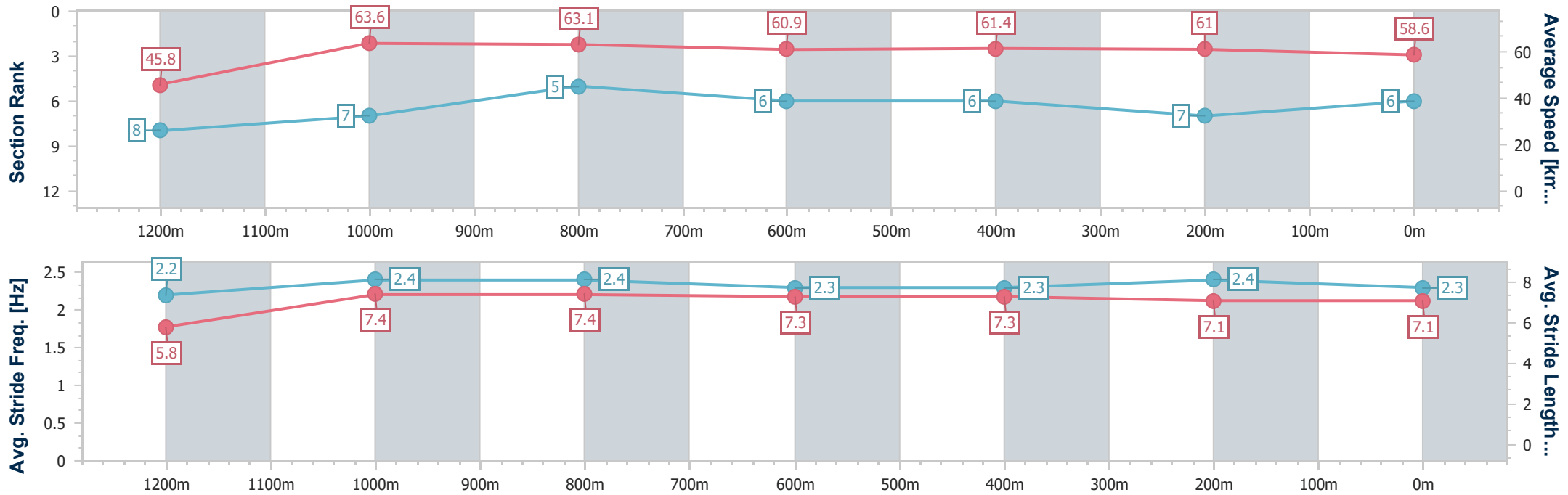
Race 6: BARRIER REEF POOLS BM58 Handicap - 1350m

03 October 2024 - 15:46



Track Rating: Soft 5, Weather: Overcast, Rail Position: +7m Entire

Section	Overall	1200m	1000m	800m	600m	400m	200m
Section Times	1:21.85 [6] (0:11.78)	1:10.07 [8] (0:11.31)	0:58.76 [7] (0:11.42)	0:47.34 [5] (0:11.72)	0:35.62 [6] (0:11.58)	0:24.04 [6] (0:11.74)	0:12.30 [7] (0:12.30)
Average Speed [km/h]	45.8	63.6	63.1	60.9	61.4	61.0	58.6
Top Speed [km/h]	64.5	64.5	63.7	62.0	62.8	61.8	61.1
Avg. Dist. to Rail [m]	1.9	0.8	0.9	1.7	2.2	1.6	1.6
Avg. Stride Freq. [Hz]	2.2	2.4	2.4	2.3	2.3	2.4	2.3
Avg. Stride Length [m]	5.8	7.4	7.4	7.3	7.3	7.1	7.1



- [] Ranking at each section and finish
- .-.- No data available at this section
- NA No data available



Horse/Jockey Name	Aerial Arsenal
Final Rank	7
Fastest Section Time (Section)	0:11.51 (1200m)
Top Speed [km/h] (Section)	65.2 (1000m)
Race State	Finished



Ipswich QLD Professional

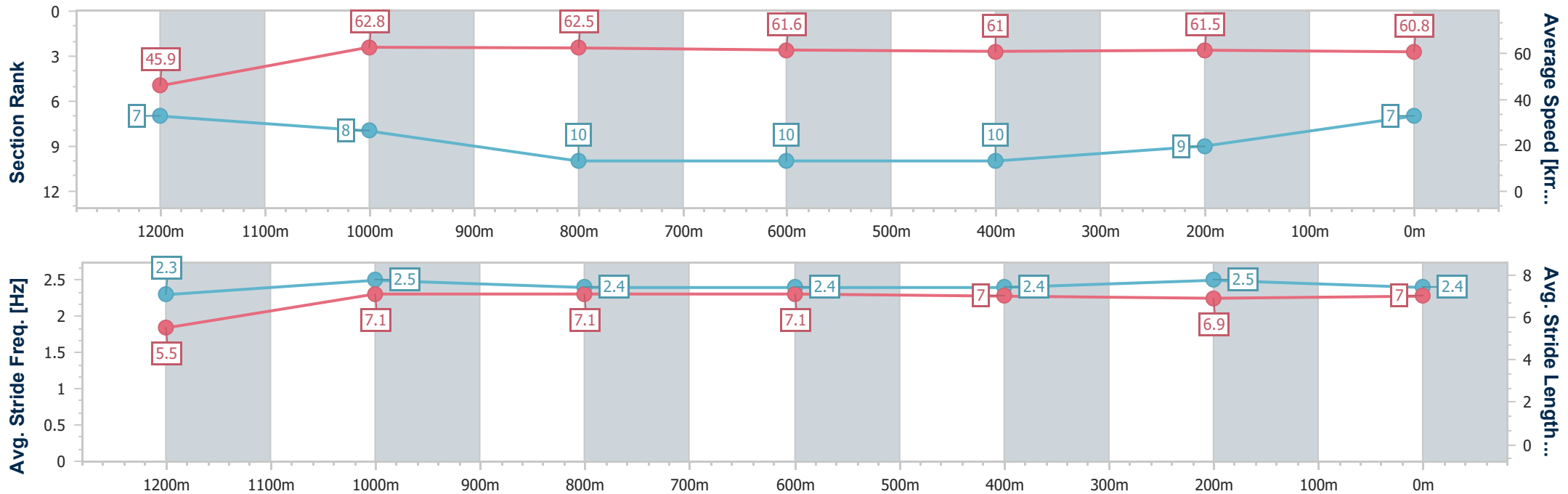
Race 6: BARRIER REEF POOLS BM58 Handicap - 1350m

03 October 2024 - 15:46



Track Rating: Soft 5, Weather: Overcast, Rail Position: +7m Entire

Section	Overall	1200m	1000m	800m	600m	400m	200m
Section Times	1:21.93 [7] (0:11.77)	1:10.16 [7] (0:11.51)	0:58.65 [8] (0:11.58)	0:47.07 [10] (0:11.72)	0:35.35 [10] (0:11.81)	0:23.54 [10] (0:11.67)	0:11.87 [9] (0:11.87)
Average Speed [km/h]	45.9	62.8	62.5	61.6	61.0	61.5	60.8
Top Speed [km/h]	59.8	63.9	65.2	62.8	61.8	62.7	62.5
Avg. Dist. to Rail [m]	6.1	3.1	1.6	0.8	0.6	0.7	2.2
Avg. Stride Freq. [Hz]	2.3	2.5	2.4	2.4	2.4	2.5	2.4
Avg. Stride Length [m]	5.5	7.1	7.1	7.1	7.0	6.9	7.0



- [] Ranking at each section and finish
- .-.- No data available at this section
- NA No data available



Horse/Jockey Name	Miss Helmut
Final Rank	8
Fastest Section Time (Section)	0:11.13 (1200m)
Top Speed [km/h] (Section)	65.7 (1200m)
Race State	Finished



Ipswich QLD Professional

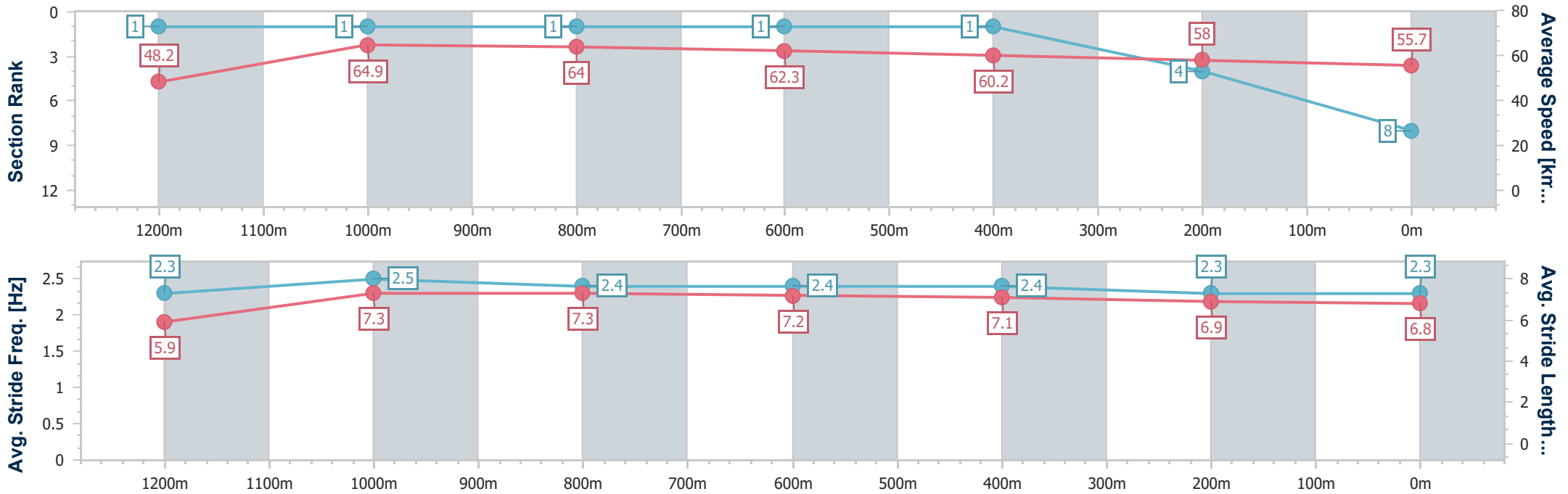
Race 6: BARRIER REEF POOLS BM58 Handicap - 1350m

03 October 2024 - 15:46



Track Rating: Soft 5, Weather: Overcast, Rail Position: +7m Entire

Section	Overall	1200m	1000m	800m	600m	400m	200m
Section Times	1:22.17 [8] (0:11.19)	1:10.98 [1] (0:11.13)	0:59.85 [1] (0:11.25)	0:48.60 [1] (0:11.50)	0:37.10 [1] (0:11.86)	0:25.24 [1] (0:12.33)	0:12.91 [4] (0:12.91)
Average Speed [km/h]	48.2	64.9	64.0	62.3	60.2	58.0	55.7
Top Speed [km/h]	63.0	65.7	65.4	63.9	61.8	59.4	57.9
Avg. Dist. to Rail [m]	0.5	1.1	0.4	1.3	1.6	0.9	0.4
Avg. Stride Freq. [Hz]	2.3	2.5	2.4	2.4	2.4	2.3	2.3
Avg. Stride Length [m]	5.9	7.3	7.3	7.2	7.1	6.9	6.8



- [] Ranking at each section and finish
- .-.- No data available at this section
- NA No data available



Horse/Jockey Name	The Golden Soul
Final Rank	9
Fastest Section Time (Section)	0:11.44 (1200m)
Top Speed [km/h] (Section)	63.8 (1000m)
Race State	Finished



Ipswich QLD Professional

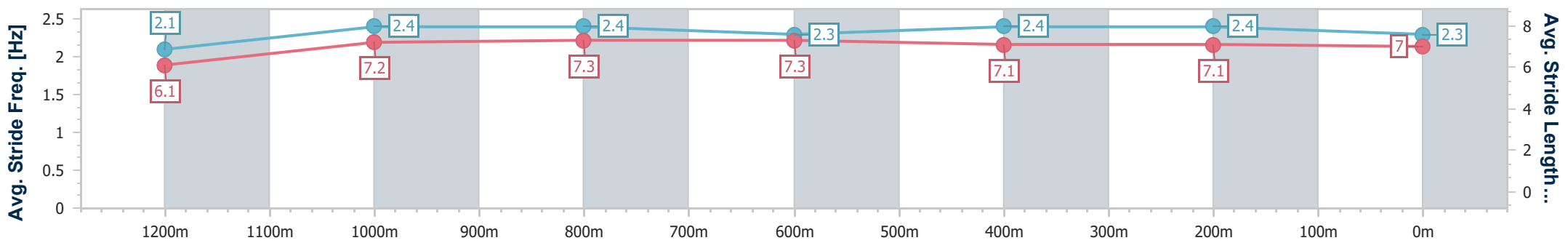
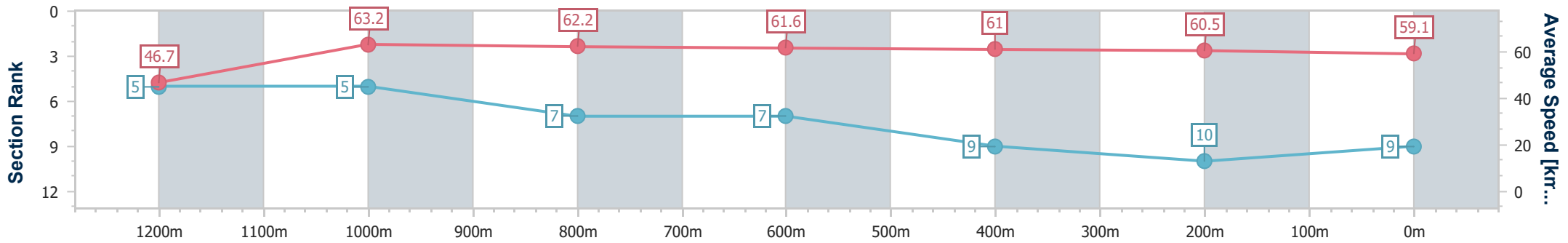
Race 6: BARRIER REEF POOLS BM58 Handicap - 1350m

03 October 2024 - 15:46



Track Rating: Soft 5, Weather: Overcast, Rail Position: +7m Entire

Section	Overall	1200m	1000m	800m	600m	400m	200m
Section Times	1:22.24 [9] (0:11.56)	1:10.68 [5] (0:11.44)	0:59.24 [5] (0:11.59)	0:47.65 [7] (0:11.75)	0:35.90 [7] (0:11.77)	0:24.13 [9] (0:11.97)	0:12.16 [10] (0:12.16)
Average Speed [km/h]	46.7	63.2	62.2	61.6	61.0	60.5	59.1
Top Speed [km/h]	62.6	63.7	63.8	61.9	62.1	61.6	61.5
Avg. Dist. to Rail [m]	7.6	3.8	1.1	0.5	0.5	1.6	2.9
Avg. Stride Freq. [Hz]	2.1	2.4	2.4	2.3	2.4	2.4	2.3
Avg. Stride Length [m]	6.1	7.2	7.3	7.3	7.1	7.1	7.0



- [] Ranking at each section and finish
- .-.- No data available at this section
- NA No data available



Horse/Jockey Name	Lucky Sham
Final Rank	10
Fastest Section Time (Section)	0:11.36 (1200m)
Top Speed [km/h] (Section)	64.4 (1200m)
Race State	Finished



Ipswich QLD Professional

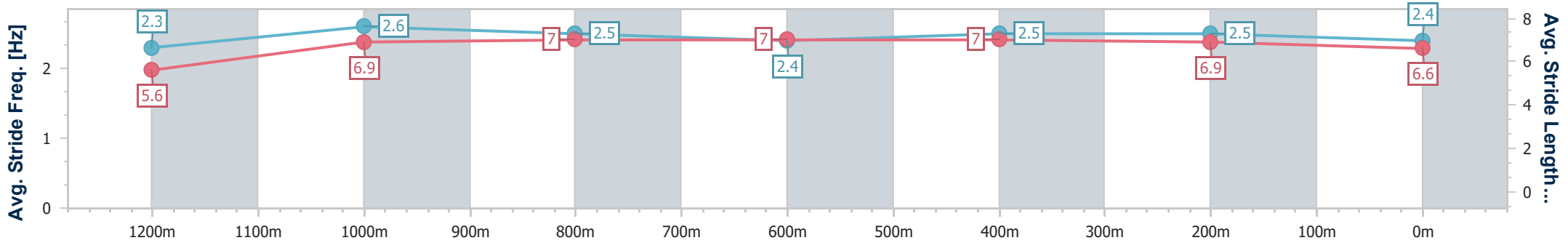
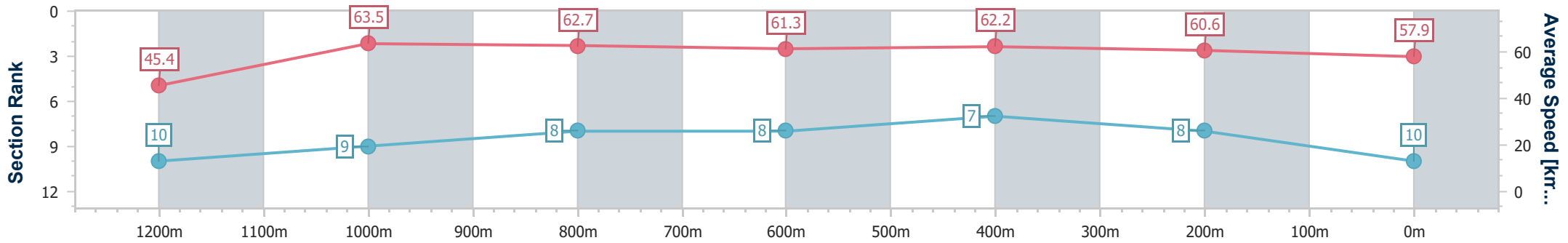
Race 6: BARRIER REEF POOLS BM58 Handicap - 1350m

03 October 2024 - 15:46



Track Rating: Soft 5, Weather: Overcast, Rail Position: +7m Entire

Section	Overall	1200m	1000m	800m	600m	400m	200m
Section Times	1:22.42 [10] (0:11.95)	1:10.47 [10] (0:11.36)	0:59.11 [9] (0:11.47)	0:47.64 [8] (0:11.74)	0:35.90 [8] (0:11.54)	0:24.36 [7] (0:11.94)	0:12.42 [8] (0:12.42)
Average Speed [km/h]	45.4	63.5	62.7	61.3	62.2	60.6	57.9
Top Speed [km/h]	62.7	64.4	64.3	62.3	62.8	61.2	60.6
Avg. Dist. to Rail [m]	6.6	2.1	0.3	0.4	0.8	1.3	2.8
Avg. Stride Freq. [Hz]	2.3	2.6	2.5	2.4	2.5	2.5	2.4
Avg. Stride Length [m]	5.6	6.9	7.0	7.0	7.0	6.9	6.6



- [] Ranking at each section and finish
- .-.- No data available at this section
- NA No data available

Track Rating: Soft 5, Weather: Overcast, Rail Position: +7m Entire

Section														
Field Times	Overall	1400m	1200m	1000m	800m	600m	400m	Last 600m						
	1:44.59 (0:20.30)	1:24.29 (0:11.79)	1:12.50 (0:12.08)	1:00.42 (0:12.40)	0:48.02 (0:12.02)	0:36.00 (0:11.82)	0:24.18 (0:12.01)	0:36.00						
Rank	TAB	Horse/Jockey	Barrier	Top Speed [km/h]	Fastest Section								Distance Travelled [m]	
1	6	CHERBOURG Ryan Maloney	13	62.6	0:11.71	1:44.59 [1] (0:20.47)	1:24.12 [3] (0:11.88)	1:12.24 [3] (0:12.19)	1:00.05 [4] (0:12.35)	0:47.70 [4] (0:11.99)	0:35.71 [4] (0:11.71)	0:24.00 [3] (0:11.83)	0:35.71	
2	7	TAVIESLASS Melea Castle	10	62.3	0:11.82	1:44.61 [2] (0:20.30)	1:24.31 [2] (0:11.87)	1:12.44 [2] (0:12.08)	1:00.36 [2] (0:12.37)	0:47.99 [2] (0:11.97)	0:36.02 [1] (0:11.82)	0:24.20 [1] (0:12.05)	0:36.02	-5
3	8	TOOLATEMATE Boris Thornton	1	62.1	0:11.67	1:44.66 [3] (0:20.75)	1:23.91 [7] (0:11.95)	1:11.96 [7] (0:12.13)	0:59.83 [7] (0:12.40)	0:47.43 [7] (0:12.01)	0:35.42 [7] (0:11.73)	0:23.69 [6] (0:11.67)	0:35.42	-8
4	2	NIPPA'S NIGHTCAP James Orman	7	64.2	0:11.60	1:44.70 [4] (0:21.15)	1:23.55 [11] (0:11.96)	1:11.59 [10] (0:12.23)	0:59.36 [11] (0:12.47)	0:46.89 [12] (0:11.80)	0:35.09 [11] (0:11.84)	0:23.25 [10] (0:11.60)	0:35.09	+3
5	9	CHAMPAGNES ON ME Jai Williams	3	63.0	0:11.75	1:45.13 [5] (0:20.62)	1:24.51 [4] (0:11.81)	1:12.70 [4] (0:12.02)	1:00.68 [3] (0:12.39)	0:48.29 [3] (0:12.03)	0:36.26 [3] (0:11.75)	0:24.51 [4] (0:12.08)	0:36.26	-7
6	1	GOLD PRINCE Jace McMurray	12	61.6	0:11.80	1:45.22 [6] (0:21.36)	1:23.86 [12] (0:11.92)	1:11.94 [12] (0:12.23)	0:59.71 [12] (0:12.26)	0:47.45 [11] (0:11.87)	0:35.58 [12] (0:11.87)	0:23.71 [12] (0:11.80)	0:35.58	-6
7	5	MORE SAINTLY Jag Guthmann-Chester	6	61.5	0:11.80	1:45.30 [7] (0:20.87)	1:24.43 [8] (0:11.99)	1:12.44 [8] (0:12.27)	1:00.17 [9] (0:12.48)	0:47.69 [9] (0:11.84)	0:35.85 [9] (0:11.80)	0:24.05 [8] (0:11.95)	0:35.85	-4
8	4	IL TORO D'ORO Jake Molloy	2	61.8	0:11.81	1:45.44 [8] (0:20.68)	1:24.76 [5] (0:11.90)	1:12.86 [6] (0:12.22)	1:00.64 [6] (0:12.33)	0:48.31 [6] (0:11.98)	0:36.33 [6] (0:11.81)	0:24.52 [5] (0:12.22)	0:36.33	-2
9	12	TWISTED MISTRESS Colleen Krahen	5	61.8	0:11.79	1:45.54 [9] (0:20.30)	1:25.24 [1] (0:11.79)	1:13.45 [1] (0:12.08)	1:01.37 [1] (0:12.40)	0:48.97 [1] (0:12.03)	0:36.94 [2] (0:11.83)	0:25.11 [2] (0:12.24)	0:36.94	-9
10	11	SUPER FAIR Kenji Yoshida	4	61.2	0:11.88	1:45.63 [10] (0:20.94)	1:24.69 [9] (0:11.95)	1:12.74 [9] (0:12.13)	1:00.61 [8] (0:12.36)	0:48.25 [8] (0:12.05)	0:36.20 [8] (0:12.04)	0:24.16 [11] (0:11.88)	0:36.20	-6

Scratched: Duchess Bree (#15), Termite (#18), Indented Head (#16), Divazino (#10), Schoona The Better (#14), Camelot Star (#17)



Ipswich QLD Professional
Race 7: SEVEN NEWS 0 - 58 Handicap - 1690m
 03 October 2024 - 16:26



Track Rating: Soft 5, Weather: Overcast, Rail Position: +7m Entire

Section	Overall	1400m	1200m	1000m	800m	600m	400m	Last 600m
Field Times	1:44.59 (0:20.30)	1:24.29 (0:11.79)	1:12.50 (0:12.08)	1:00.42 (0:12.40)	0:48.02 (0:12.02)	0:36.00 (0:11.82)	0:24.18 (0:12.01)	0:36.00

Rank	TAB	Horse/Jockey	Barrier	Top Speed [km/h]	Fastest Section	Overall	1400m	1200m	1000m	800m	600m	400m	Last 600m	Distance Travelled [m]
11	13	WITH DIAMONDS Jade Hampson	8	62.0 800m	0:11.83 800m	1:45.97 [11] (0:21.13)	1:24.84 [10] (0:11.99)	1:12.85 [11] (0:12.19)	1:00.66 [10] (0:12.31)	0:48.35 [10] (0:11.83)	0:36.52 [10] (0:11.87)	0:24.65 [9] (0:12.11)	0:36.52	+3
12	3	ONE REASON Justin Stanley	11	62.0 Overall	0:11.87 1400m	1:47.70 [12] (0:20.69)	1:27.01 [6] (0:11.87)	1:15.14 [5] (0:12.15)	1:02.99 [5] (0:12.33)	0:50.66 [5] (0:12.05)	0:38.61 [5] (0:12.07)	0:26.54 [7] (0:12.39)	0:38.61	+2

Scratched: Duchess Bree (#15), Termite (#18), Indented Head (#16), Divazino (#10), Schoona The Better (#14), Camelot Star (#17)

[] Ranking at each section and finish
 -:-:-:- No data available at this section
 NA No data available

SCN Saddle cloth number
 DNF Did not finish
 DNT Did not track



Ipswich QLD Professional

Race 7: SEVEN NEWS 0 - 58 Handicap - 1690m

03 October 2024 - 16:26



Track Rating: Soft 5, Weather: Overcast, Rail Position: +7m Entire

Section				200m				Last 600m	
Field Times				0:12.17				0:36.00	
				(0:12.17)					
Rank	TAB	Horse/Jockey	Barrier	Top Speed [km/h]	Fastest Section	Margin			Distance Travelled [m]
1	6	CHERBOURG	13	62.6	0:11.71	0:12.17 [1]	1:44.59		0:35.71
		Ryan Maloney		Overall	600m	(0:12.17)			
2	7	TAVIESLASS	10	62.3	0:11.82	0:12.15 [2]	0.11L		0:36.02
		Melea Castle		Overall	600m	(0:12.15)			-5
3	8	TOOLATEMATE	1	62.1	0:11.67	0:12.02 [3]	0.43L		0:35.42
		Boris Thornton		400m	400m	(0:12.02)			-8
4	2	NIPPA'S NIGHTCAP	7	64.2	0:11.60	0:11.65 [6]	0.67L		0:35.09
		James Orman		400m	400m	(0:11.65)			+3
5	9	CHAMPAGNES ON ME	3	63.0	0:11.75	0:12.43 [5]	3.19L		0:36.26
		Jai Williams		Overall	600m	(0:12.43)			-7
6	1	GOLD PRINCE	12	61.6	0:11.80	0:11.91 [9]	3.69L		0:35.58
		Jace McMurray		1400m	400m	(0:11.91)			-6
7	5	MORE SAINTLY	6	61.5	0:11.80	0:12.10 [8]	4.17L		0:35.85
		Jag Guthmann-Chester		Overall	600m	(0:12.10)			-4
8	4	IL TORO D'ORO	2	61.8	0:11.81	0:12.30 [7]	5.03L		0:36.33
		Jake Molloy		1400m	600m	(0:12.30)			-2
9	12	TWISTED MISTRESS	5	61.8	0:11.79	0:12.87 [4]	5.6L		0:36.94
		Colleen Krahn		1400m	1400m	(0:12.87)			-9
10	11	SUPER FAIR	4	61.2	0:11.88	0:12.28 [10]	6.13L		0:36.20
		Kenji Yoshida		400m	400m	(0:12.28)			-6

Scratched: Duchess Bree (#15), Termite (#18), Indented Head (#16), Divazino (#10), Schoona The Better (#14), Camelot Star (#17)

[] Ranking at each section and finish
 -:-:- No data available at this section
 NA No data available

SCN Saddle cloth number
 DNF Did not finish
 DNT Did not track



Ipswich QLD Professional
 Race 7: SEVEN NEWS 0 - 58 Handicap - 1690m
 03 October 2024 - 16:26



Track Rating: Soft 5, Weather: Overcast, Rail Position: +7m Entire

Section							200m			Last 600m
Field Times							0:12.17			0:36.00
							(0:12.17)			
Rank	TAB	Horse/Jockey	Barrier	Top Speed [km/h]	Fastest Section	Margin			Distance Travelled [m]	
11	13	WITH DIAMONDS	8	62.0	0:11.83	0:12.54 [11]	8.15L		0:36.52	+3
		Jade Hampson		800m	800m	(0:12.54)				
12	3	ONE REASON	11	62.0	0:11.87	0:14.15 [12]	18.27L		0:38.61	+2
		Justin Stanley		Overall	1400m	(0:14.15)				

Scratched: Duchess Bree (#15), Termite (#18), Indented Head (#16), Divazino (#10), Schoona The Better (#14), Camelot Star (#17)



Horse/Jockey Name	Cherbourg
Final Rank	1
Fastest Section Time (Section)	0:11.71 (600m)
Top Speed [km/h] (Section)	62.6 (Overall)
Race State	Finished



Ipswich QLD Professional

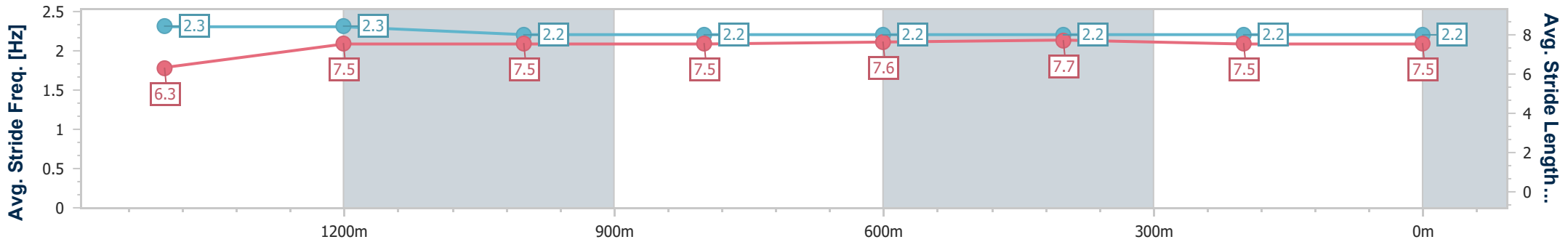
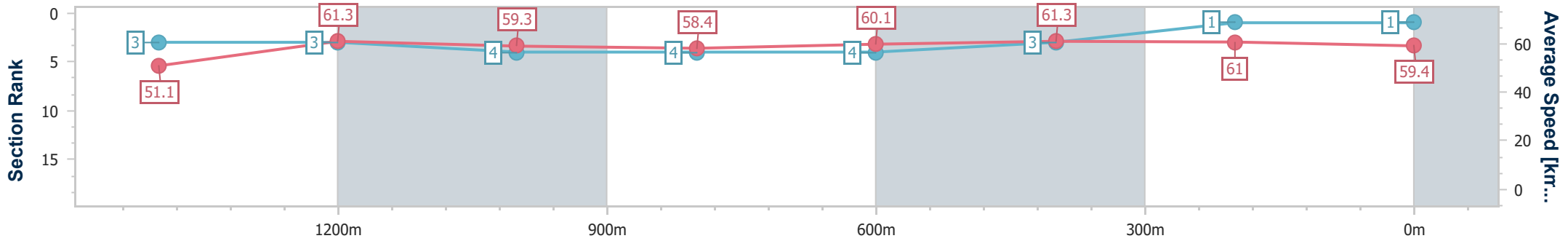
Race 7: SEVEN NEWS 0 - 58 Handicap - 1690m

03 October 2024 - 16:26



Track Rating: Soft 5, Weather: Overcast, Rail Position: +7m Entire

Section	Overall	1400m	1200m	1000m	800m	600m	400m	200m
Section Times	1:44.59 [1] (0:20.47)	1:24.12 [3] (0:11.88)	1:12.24 [3] (0:12.19)	1:00.05 [4] (0:12.35)	0:47.70 [4] (0:11.99)	0:35.71 [4] (0:11.71)	0:24.00 [3] (0:11.83)	0:12.17 [1] (0:12.17)
Average Speed [km/h]	51.1	61.3	59.3	58.4	60.1	61.3	61.0	59.4
Top Speed [km/h]	62.6	62.3	61.0	60.3	61.0	62.0	61.4	61.3
Avg. Dist. to Rail [m]	6.1	2.4	1.4	0.8	0.3	0.4	0.7	0.7
Avg. Stride Freq. [Hz]	2.3	2.3	2.2	2.2	2.2	2.2	2.2	2.2
Avg. Stride Length [m]	6.3	7.5	7.5	7.5	7.6	7.7	7.5	7.5



- [] Ranking at each section and finish
- .-.- No data available at this section
- NA No data available



Horse/Jockey Name	Tavieslass
Final Rank	2
Fastest Section Time (Section)	0:11.82 (600m)
Top Speed [km/h] (Section)	62.3 (Overall)
Race State	Finished



Ipswich QLD Professional

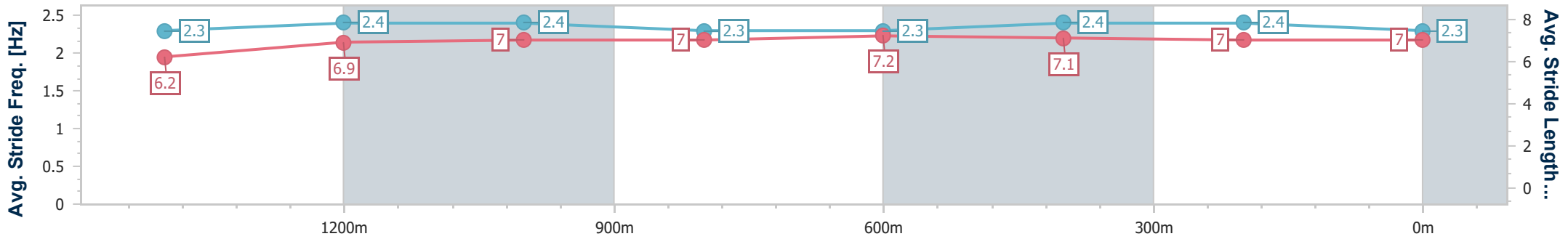
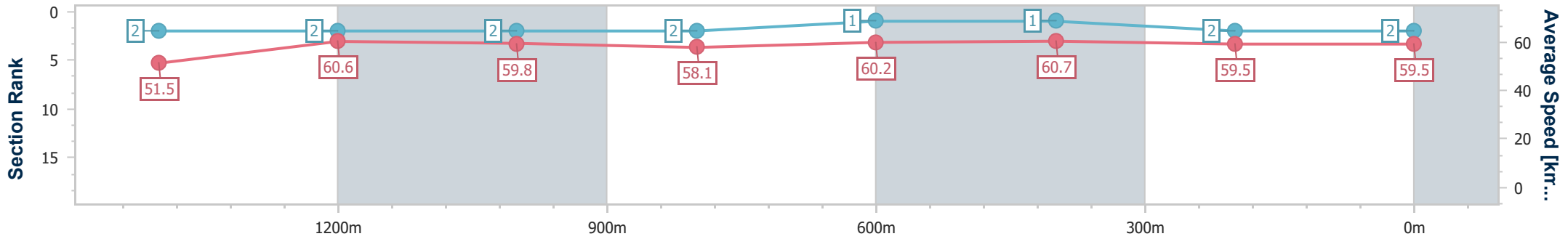
Race 7: SEVEN NEWS 0 - 58 Handicap - 1690m

03 October 2024 - 16:26



Track Rating: Soft 5, Weather: Overcast, Rail Position: +7m Entire

Section	Overall	1400m	1200m	1000m	800m	600m	400m	200m
Section Times	1:44.61 [2] (0:20.30)	1:24.31 [2] (0:11.87)	1:12.44 [2] (0:12.08)	1:00.36 [2] (0:12.37)	0:47.99 [2] (0:11.97)	0:36.02 [1] (0:11.82)	0:24.20 [1] (0:12.05)	0:12.15 [2] (0:12.15)
Average Speed [km/h]	51.5	60.6	59.8	58.1	60.2	60.7	59.5	59.5
Top Speed [km/h]	62.3	61.6	61.2	59.0	61.1	62.0	60.1	60.0
Avg. Dist. to Rail [m]	4.1	0.2	0.3	0.3	0.3	0.5	0.7	1.5
Avg. Stride Freq. [Hz]	2.3	2.4	2.4	2.3	2.3	2.4	2.4	2.3
Avg. Stride Length [m]	6.2	6.9	7.0	7.0	7.2	7.1	7.0	7.0



- [] Ranking at each section and finish
- .-.- No data available at this section
- NA No data available



Horse/Jockey Name	Toolatamate
Final Rank	3
Fastest Section Time (Section)	0:11.67 (400m)
Top Speed [km/h] (Section)	62.1 (400m)
Race State	Finished



Ipswich QLD Professional

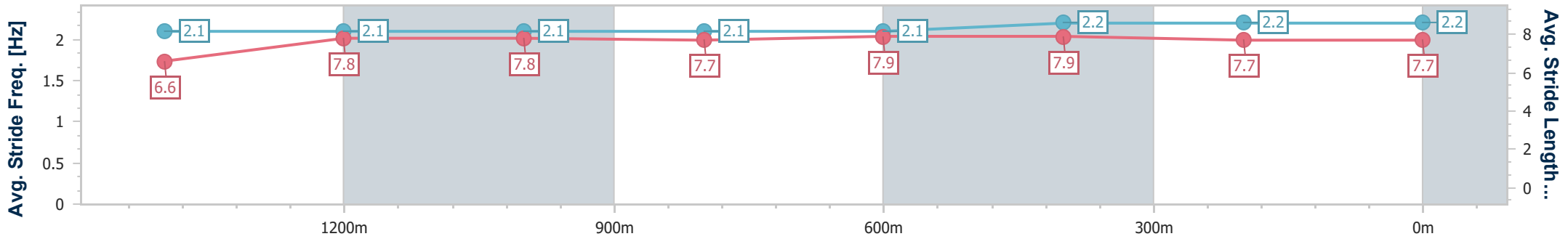
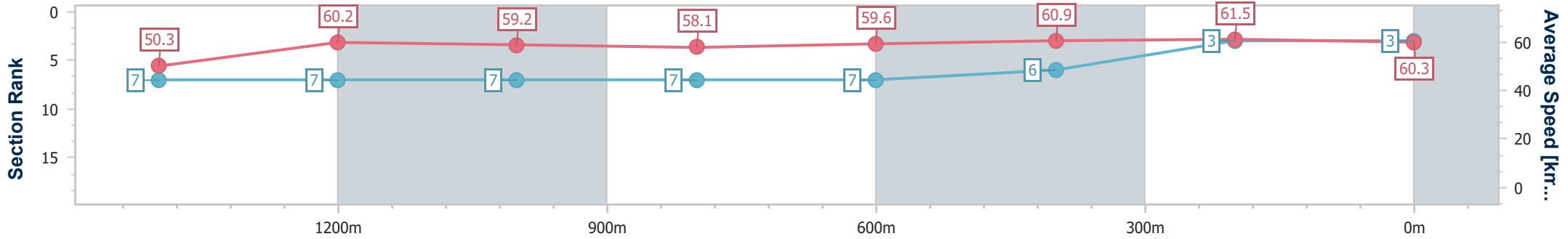
Race 7: SEVEN NEWS 0 - 58 Handicap - 1690m

03 October 2024 - 16:26



Track Rating: Soft 5, Weather: Overcast, Rail Position: +7m Entire

Section	Overall	1400m	1200m	1000m	800m	600m	400m	200m				
Section Times	1:44.66 [3] (0:20.75)	1:23.91 [7] (0:11.95)	1:11.96 [7] (0:12.13)	0:59.83 [7] (0:12.40)	0:47.43 [7] (0:12.01)	0:35.42 [7] (0:11.73)	0:23.69 [6] (0:11.67)	0:12.02 [3] (0:12.02)				
Average Speed [km/h]	50.3	60.2	59.2	58.1	59.6	60.9	61.5	60.3				
Top Speed [km/h]	61.2	60.8	60.4	59.6	60.6	61.7	62.1	61.3				
Avg. Dist. to Rail [m]	1.2	0.6	0.3	0.3	1.3	1.9	1.3	1.9				
Avg. Stride Freq. [Hz]	2.1	2.1	2.1	2.1	2.1	2.2	2.2	2.2				
Avg. Stride Length [m]	6.6	7.8	7.8	7.7	7.9	7.9	7.7	7.7				



- [] Ranking at each section and finish
- .-.- No data available at this section
- NA No data available



Horse/Jockey Name	Nippa's Nightcap
Final Rank	4
Fastest Section Time (Section)	0:11.60 (400m)
Top Speed [km/h] (Section)	64.2 (400m)
Race State	Finished



Ipswich QLD Professional

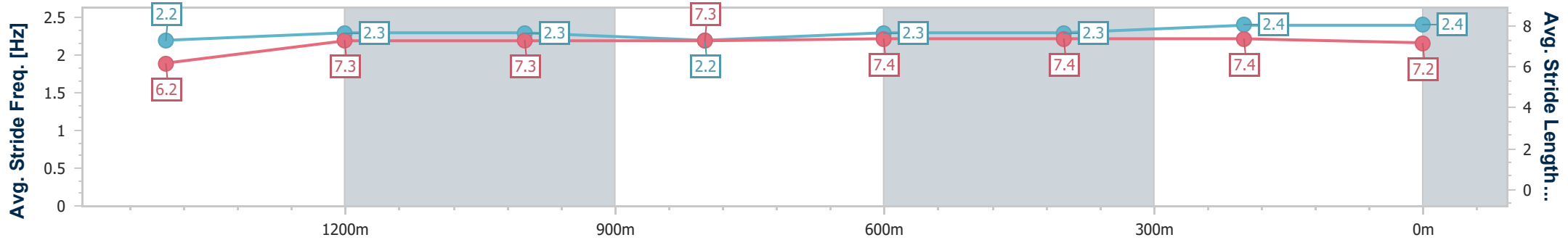
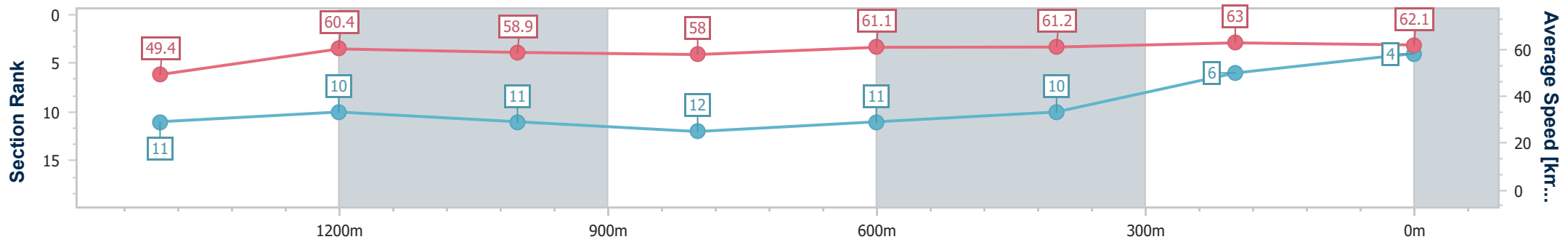
Race 7: SEVEN NEWS 0 - 58 Handicap - 1690m

03 October 2024 - 16:26



Track Rating: Soft 5, Weather: Overcast, Rail Position: +7m Entire

Section	Overall	1400m	1200m	1000m	800m	600m	400m	200m
Section Times	1:44.70 [4] (0:21.15)	1:23.55 [11] (0:11.96)	1:11.59 [10] (0:12.23)	0:59.36 [11] (0:12.47)	0:46.89 [12] (0:11.80)	0:35.09 [11] (0:11.84)	0:23.25 [10] (0:11.60)	0:11.65 [6]
Average Speed [km/h]	49.4	60.4	58.9	58.0	61.1	61.2	63.0	62.1
Top Speed [km/h]	61.4	61.2	60.3	59.5	62.3	62.6	64.2	63.6
Avg. Dist. to Rail [m]	3.8	0.8	0.8	1.1	0.4	1.3	4.2	4.0
Avg. Stride Freq. [Hz]	2.2	2.3	2.3	2.2	2.3	2.3	2.4	2.4
Avg. Stride Length [m]	6.2	7.3	7.3	7.3	7.4	7.4	7.4	7.2



- [] Ranking at each section and finish
- .-.- No data available at this section
- NA No data available



Horse/Jockey Name	Champagnes On Me
Final Rank	5
Fastest Section Time (Section)	0:11.75 (600m)
Top Speed [km/h] (Section)	63.0 (Overall)
Race State	Finished



Ipswich QLD Professional

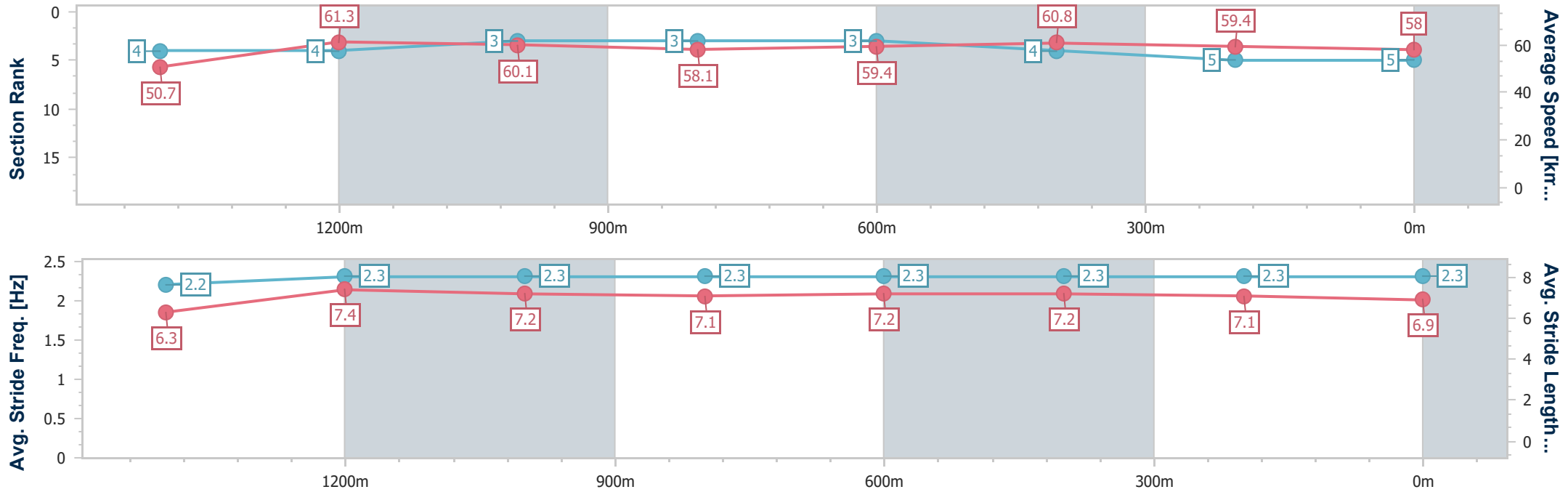
Race 7: SEVEN NEWS 0 - 58 Handicap - 1690m

03 October 2024 - 16:26



Track Rating: Soft 5, Weather: Overcast, Rail Position: +7m Entire

Section	Overall	1400m	1200m	1000m	800m	600m	400m	200m
Section Times	1:45.13 [5] (0:20.62)	1:24.51 [4] (0:11.81)	1:12.70 [4] (0:12.02)	1:00.68 [3] (0:12.39)	0:48.29 [3] (0:12.03)	0:36.26 [3] (0:11.75)	0:24.51 [4] (0:12.08)	0:12.43 [5] (0:12.43)
Average Speed [km/h]	50.7	61.3	60.1	58.1	59.4	60.8	59.4	58.0
Top Speed [km/h]	63.0	62.8	62.1	58.4	60.4	61.7	60.6	59.5
Avg. Dist. to Rail [m]	2.4	1.3	0.4	0.6	1.5	1.8	1.0	0.5
Avg. Stride Freq. [Hz]	2.2	2.3	2.3	2.3	2.3	2.3	2.3	2.3
Avg. Stride Length [m]	6.3	7.4	7.2	7.1	7.2	7.2	7.1	6.9



- [] Ranking at each section and finish
- .-.- No data available at this section
- NA No data available



Horse/Jockey Name	Gold Prince
Final Rank	6
Fastest Section Time (Section)	0:11.80 (400m)
Top Speed [km/h] (Section)	61.6 (1400m)
Race State	Finished



Ipswich QLD Professional

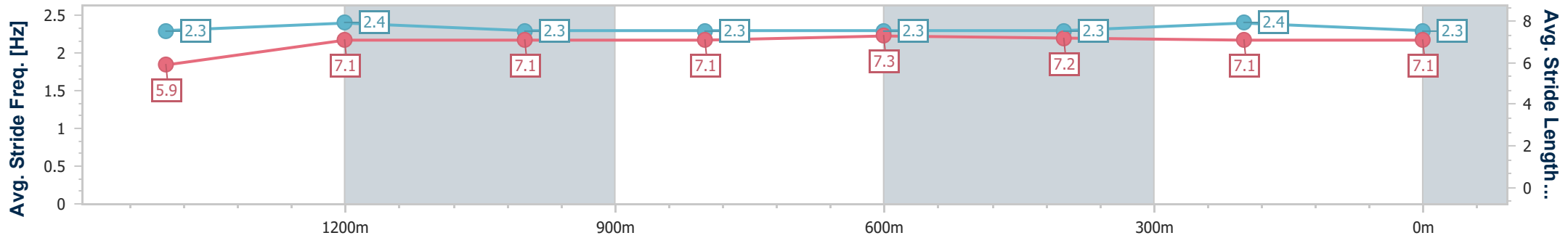
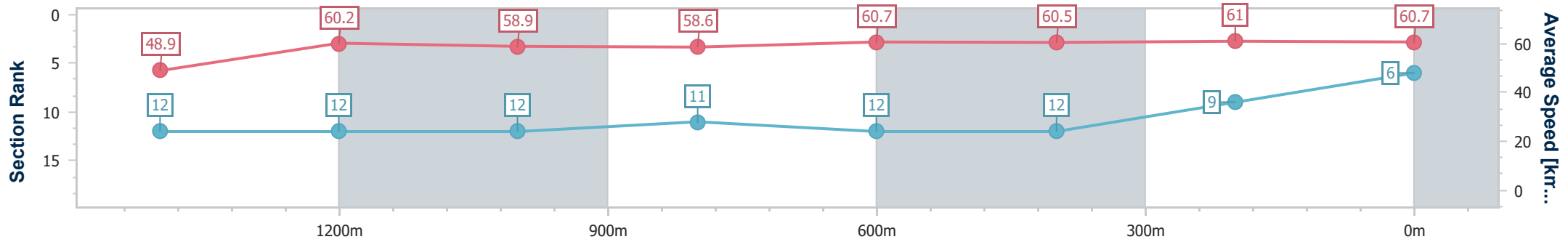
Race 7: SEVEN NEWS 0 - 58 Handicap - 1690m

03 October 2024 - 16:26



Track Rating: Soft 5, Weather: Overcast, Rail Position: +7m Entire

Section	Overall	1400m	1200m	1000m	800m	600m	400m	200m
Section Times	1:45.22 [6] (0:21.36)	1:23.86 [12] (0:11.92)	1:11.94 [12] (0:12.23)	0:59.71 [12] (0:12.26)	0:47.45 [11] (0:11.87)	0:35.58 [12] (0:11.87)	0:23.71 [12] (0:11.80)	0:11.91 [9]
Average Speed [km/h]	48.9	60.2	58.9	58.6	60.7	60.5	61.0	60.7
Top Speed [km/h]	60.4	61.6	60.1	60.0	61.4	61.3	61.3	60.8
Avg. Dist. to Rail [m]	6.0	0.5	0.3	0.4	0.7	0.3	0.3	0.6
Avg. Stride Freq. [Hz]	2.3	2.4	2.3	2.3	2.3	2.3	2.4	2.3
Avg. Stride Length [m]	5.9	7.1	7.1	7.1	7.3	7.2	7.1	7.1



- [] Ranking at each section and finish
- .-.- No data available at this section
- NA No data available



Horse/Jockey Name	More Saintly
Final Rank	7
Fastest Section Time (Section)	0:11.80 (600m)
Top Speed [km/h] (Section)	61.5 (Overall)
Race State	Finished



Ipswich QLD Professional

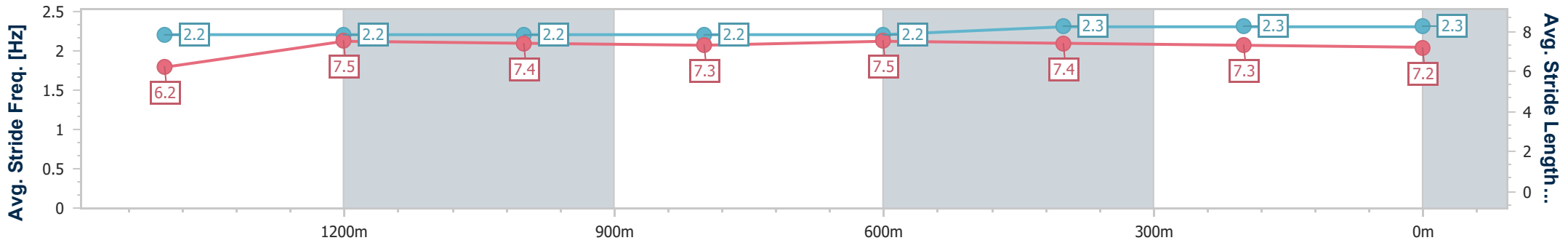
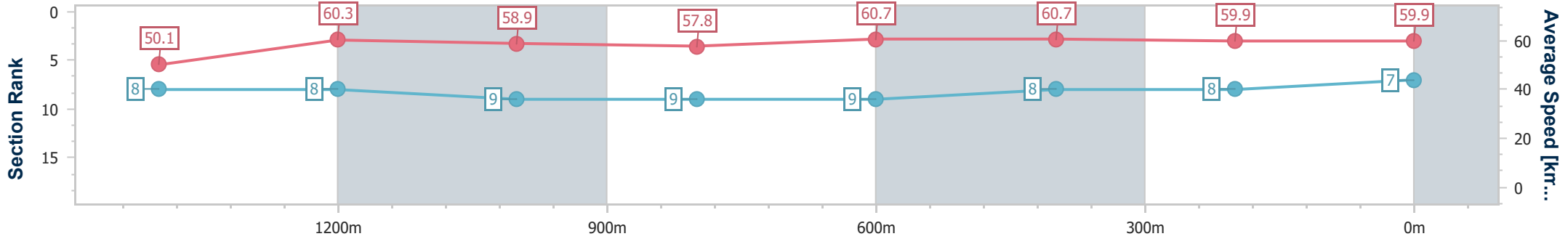
Race 7: SEVEN NEWS 0 - 58 Handicap - 1690m

03 October 2024 - 16:26



Track Rating: Soft 5, Weather: Overcast, Rail Position: +7m Entire

Section	Overall	1400m	1200m	1000m	800m	600m	400m	200m
Section Times	1:45.30 [7] (0:20.87)	1:24.43 [8] (0:11.99)	1:12.44 [8] (0:12.27)	1:00.17 [9] (0:12.48)	0:47.69 [9] (0:11.84)	0:35.85 [9] (0:11.80)	0:24.05 [8] (0:11.95)	0:12.10 [8] (0:12.10)
Average Speed [km/h]	50.1	60.3	58.9	57.8	60.7	60.7	59.9	59.9
Top Speed [km/h]	61.5	60.8	59.6	59.9	61.2	61.0	60.8	60.3
Avg. Dist. to Rail [m]	3.6	0.6	1.0	1.1	0.6	1.4	0.9	1.0
Avg. Stride Freq. [Hz]	2.2	2.2	2.2	2.2	2.2	2.3	2.3	2.3
Avg. Stride Length [m]	6.2	7.5	7.4	7.3	7.5	7.4	7.3	7.2



- [] Ranking at each section and finish
- .-.-.- No data available at this section
- NA No data available



Horse/Jockey Name	Il Toro D'oro
Final Rank	8
Fastest Section Time (Section)	0:11.81 (600m)
Top Speed [km/h] (Section)	61.8 (1400m)
Race State	Finished



Ipswich QLD Professional

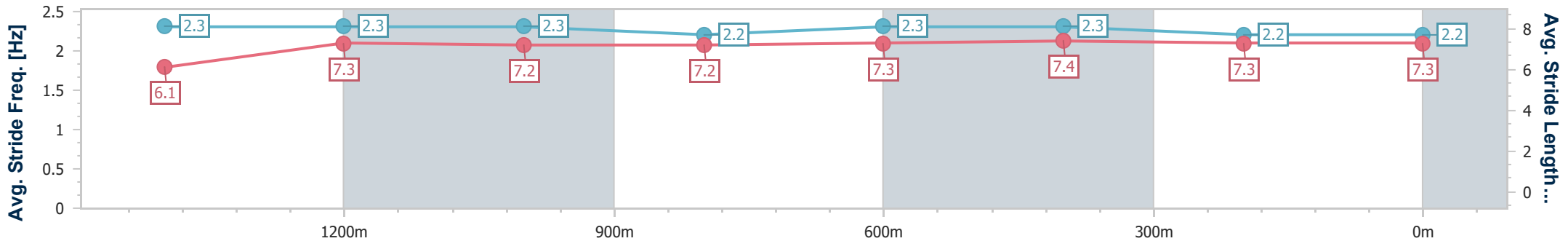
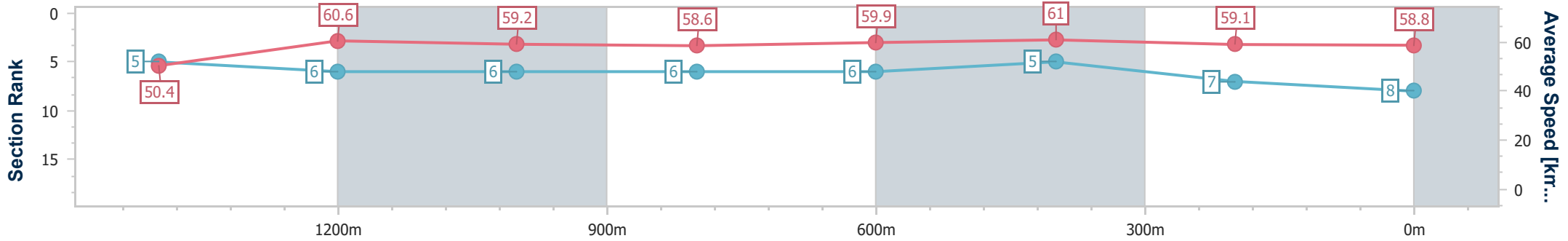
Race 7: SEVEN NEWS 0 - 58 Handicap - 1690m

03 October 2024 - 16:26



Track Rating: Soft 5, Weather: Overcast, Rail Position: +7m Entire

Section	Overall	1400m	1200m	1000m	800m	600m	400m	200m				
Section Times	1:45.44 [8] (0:20.68)	1:24.76 [5] (0:11.90)	1:12.86 [6] (0:12.22)	1:00.64 [6] (0:12.33)	0:48.31 [6] (0:11.98)	0:36.33 [6] (0:11.81)	0:24.52 [5] (0:12.22)	0:12.30 [7] (0:12.30)				
Average Speed [km/h]	50.4	60.6	59.2	58.6	59.9	61.0	59.1	58.8				
Top Speed [km/h]	61.1	61.8	60.0	60.1	60.9	61.4	59.9	59.4				
Avg. Dist. to Rail [m]	1.5	0.6	0.8	0.8	0.2	0.4	1.7	3.4				
Avg. Stride Freq. [Hz]	2.3	2.3	2.3	2.2	2.3	2.3	2.2	2.2				
Avg. Stride Length [m]	6.1	7.3	7.2	7.2	7.3	7.4	7.3	7.3				



- [] Ranking at each section and finish
- .-.- No data available at this section
- NA No data available



Horse/Jockey Name	Twisted Mistress
Final Rank	9
Fastest Section Time (Section)	0:11.79 (1400m)
Top Speed [km/h] (Section)	61.8 (1400m)
Race State	Finished



Ipswich QLD Professional

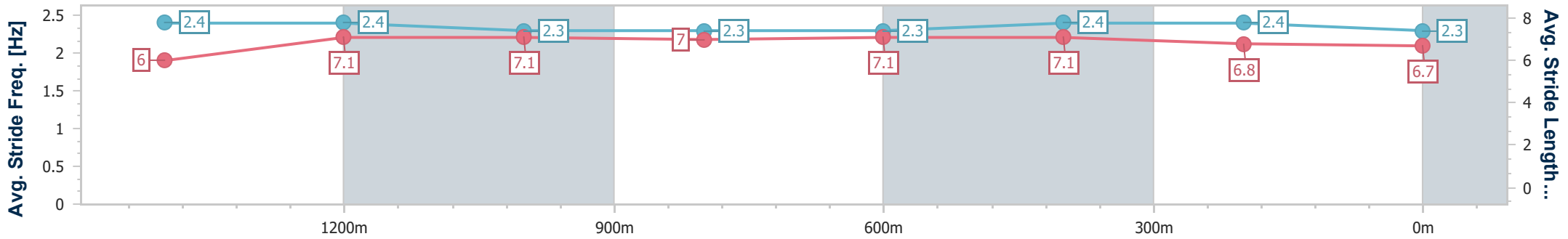
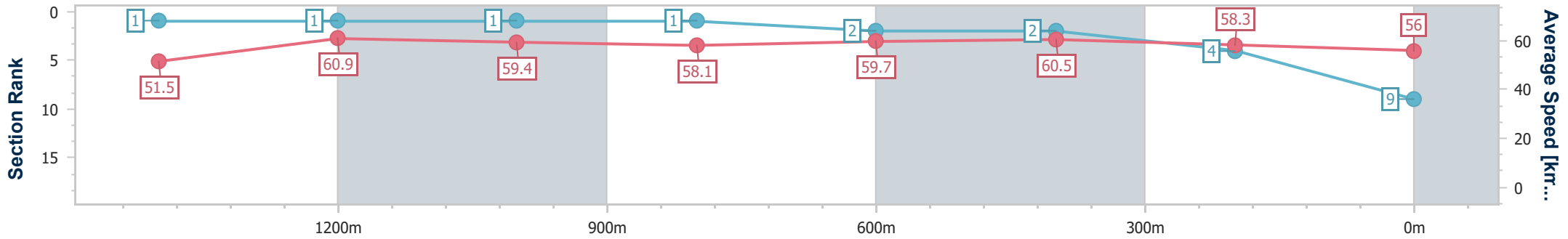
Race 7: SEVEN NEWS 0 - 58 Handicap - 1690m

03 October 2024 - 16:26



Track Rating: Soft 5, Weather: Overcast, Rail Position: +7m Entire

Section	Overall	1400m	1200m	1000m	800m	600m	400m	200m
Section Times	1:45.54 [9] (0:20.30)	1:25.24 [1] (0:11.79)	1:13.45 [1] (0:12.08)	1:01.37 [1] (0:12.40)	0:48.97 [1] (0:12.03)	0:36.94 [2] (0:11.83)	0:25.11 [2] (0:12.24)	0:12.87 [4] (0:12.87)
Average Speed [km/h]	51.5	60.9	59.4	58.1	59.7	60.5	58.3	56.0
Top Speed [km/h]	61.4	61.8	61.4	58.5	60.5	61.3	60.0	57.8
Avg. Dist. to Rail [m]	2.8	0.8	0.2	0.1	0.7	1.6	2.4	2.3
Avg. Stride Freq. [Hz]	2.4	2.4	2.3	2.3	2.3	2.4	2.4	2.3
Avg. Stride Length [m]	6.0	7.1	7.1	7.0	7.1	7.1	6.8	6.7



- [] Ranking at each section and finish
- .-.- No data available at this section
- NA No data available



Horse/Jockey Name	Super Fair
Final Rank	10
Fastest Section Time (Section)	0:11.88 (400m)
Top Speed [km/h] (Section)	61.2 (400m)
Race State	Finished



Ipswich QLD Professional

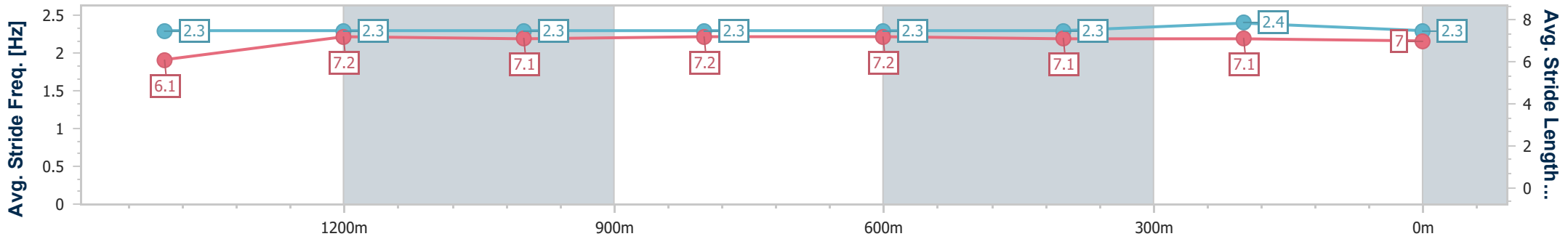
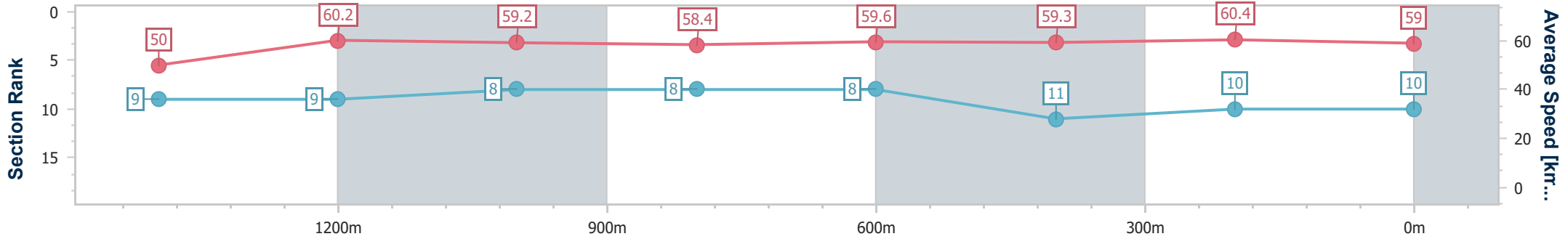
Race 7: SEVEN NEWS 0 - 58 Handicap - 1690m

03 October 2024 - 16:26



Track Rating: Soft 5, Weather: Overcast, Rail Position: +7m Entire

Section	Overall	1400m	1200m	1000m	800m	600m	400m	200m
Section Times	1:45.63 [10] (0:20.94)	1:24.69 [9] (0:11.95)	1:12.74 [9] (0:12.13)	1:00.61 [8] (0:12.36)	0:48.25 [8] (0:12.05)	0:36.20 [8] (0:12.04)	0:24.16 [11] (0:11.88)	0:12.28 [10] (0:12.28)
Average Speed [km/h]	50.0	60.2	59.2	58.4	59.6	59.3	60.4	59.0
Top Speed [km/h]	61.0	60.7	60.2	59.5	60.5	60.2	61.2	60.8
Avg. Dist. to Rail [m]	2.7	0.2	0.2	0.2	0.7	1.3	1.3	0.6
Avg. Stride Freq. [Hz]	2.3	2.3	2.3	2.3	2.3	2.3	2.4	2.3
Avg. Stride Length [m]	6.1	7.2	7.1	7.2	7.2	7.1	7.1	7.0



- [] Ranking at each section and finish
- .-.- No data available at this section
- NA No data available



Horse/Jockey Name	With Diamonds
Final Rank	11
Fastest Section Time (Section)	0:11.83 (800m)
Top Speed [km/h] (Section)	62.0 (800m)
Race State	Finished



Ipswich QLD Professional

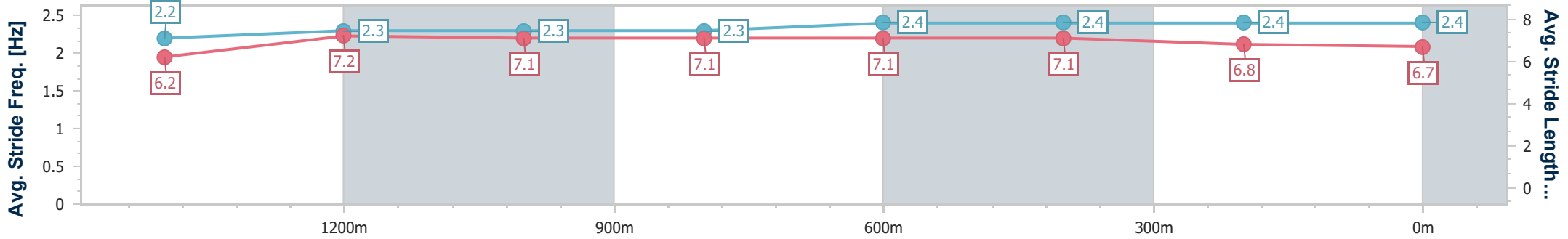
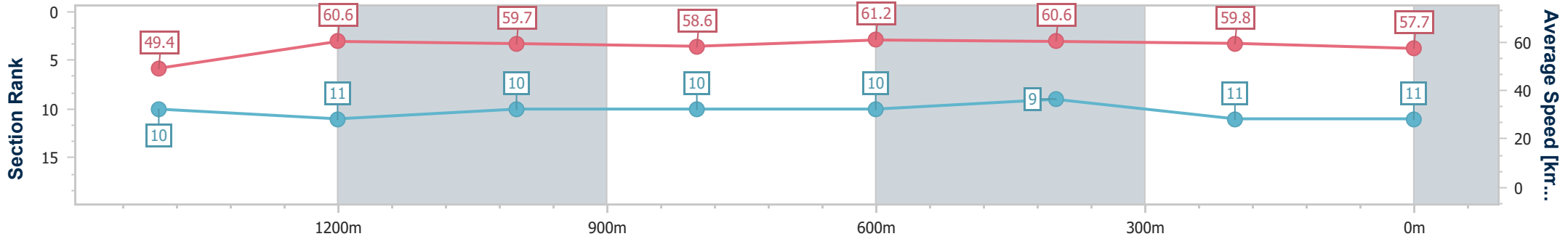
Race 7: SEVEN NEWS 0 - 58 Handicap - 1690m

03 October 2024 - 16:26



Track Rating: Soft 5, Weather: Overcast, Rail Position: +7m Entire

Section	Overall	1400m	1200m	1000m	800m	600m	400m	200m
Section Times	1:45.97 [11] (0:21.13)	1:24.84 [10] (0:11.99)	1:12.85 [11] (0:12.19)	1:00.66 [10] (0:12.31)	0:48.35 [10] (0:11.83)	0:36.52 [10] (0:11.87)	0:24.65 [9] (0:12.11)	0:12.54 [11] (0:12.54)
Average Speed [km/h]	49.4	60.6	59.7	58.6	61.2	60.6	59.8	57.7
Top Speed [km/h]	61.0	61.1	61.1	59.7	62.0	61.7	60.8	59.3
Avg. Dist. to Rail [m]	4.7	1.9	2.2	2.0	0.9	0.4	2.1	3.2
Avg. Stride Freq. [Hz]	2.2	2.3	2.3	2.3	2.4	2.4	2.4	2.4
Avg. Stride Length [m]	6.2	7.2	7.1	7.1	7.1	7.1	6.8	6.7



- [] Ranking at each section and finish
- .-.- No data available at this section
- NA No data available



Horse/Jockey Name	One Reason
Final Rank	12
Fastest Section Time (Section)	0:11.87 (1400m)
Top Speed [km/h] (Section)	62.0 (Overall)
Race State	Finished



Ipswich QLD Professional

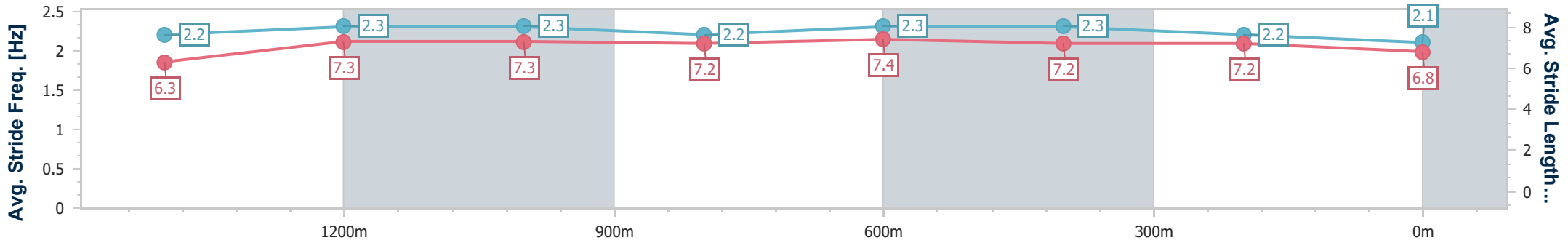
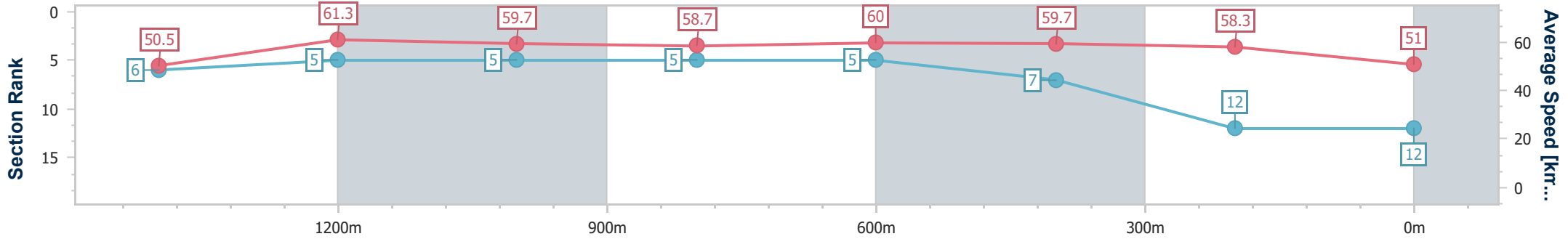
Race 7: SEVEN NEWS 0 - 58 Handicap - 1690m

03 October 2024 - 16:26



Track Rating: Soft 5, Weather: Overcast, Rail Position: +7m Entire

Section	Overall	1400m	1200m	1000m	800m	600m	400m	200m
Section Times	1:47.70 [12] (0:20.69)	1:27.01 [6] (0:11.87)	1:15.14 [5] (0:12.15)	1:02.99 [5] (0:12.33)	0:50.66 [5] (0:12.05)	0:38.61 [5] (0:12.07)	0:26.54 [7] (0:12.39)	0:14.15 [12] (0:14.15)
Average Speed [km/h]	50.5	61.3	59.7	58.7	60.0	59.7	58.3	51.0
Top Speed [km/h]	62.0	61.8	60.7	59.1	61.5	61.0	59.3	57.8
Avg. Dist. to Rail [m]	5.7	1.9	1.5	1.6	0.8	0.8	1.0	2.0
Avg. Stride Freq. [Hz]	2.2	2.3	2.3	2.2	2.3	2.3	2.2	2.1
Avg. Stride Length [m]	6.3	7.3	7.3	7.2	7.4	7.2	7.2	6.8



- [] Ranking at each section and finish
- .-.- No data available at this section
- NA No data available



Ipswich QLD Professional
Race 8: TIACS RACEDAY 18 OCT ON SALE RATINGS BAND 0 - 58
Handicap - 2190m
03 October 2024 - 17:06



Track Rating: Soft 5, Weather: Overcast, Rail Position: +7m Entire

Section		Field Times												
Overall	2000m	1800m	1600m	1400m	1200m	1000m	Last 600m							
2:18.18 (0:13.94)	2:04.24 (0:11.37)	1:52.87 (0:12.15)	1:40.72 (0:12.97)	1:27.75 (0:13.17)	1:14.58 (0:12.58)	1:02.00 (0:12.64)	0:36.73							
Rank	TAB	Horse/Jockey	Barrier	Top Speed [km/h]	Fastest Section								Distance Travelled [m]	
1	2	SIR LEONIDAS Rob Thorburn	12	64.4	0:11.44	2:18.18 [1] (0:15.10)	2:03.08 [12] (0:11.44)	1:51.64 [11] (0:12.23)	1:39.41 [11] (0:12.36)	1:27.05 [6] (0:12.50)	1:14.55 [3] (0:12.55)	1:02.00 [1] (0:12.64)	0:36.67	
2	9	DESHORENTE Kyle Wilson-Taylor	10	69.1	0:11.30	2:18.55 [2] (0:14.12)	2:04.43 [3] (0:11.30)	1:53.13 [2] (0:12.10)	1:41.03 [2] (0:12.92)	1:28.11 [2] (0:13.18)	1:14.93 [2] (0:12.76)	1:02.17 [4] (0:12.79)	0:36.87	-3
3	10	LINDA'S MAGIC Melea Castle	2	63.9	0:11.37	2:18.70 [3] (0:13.94)	2:04.76 [1] (0:11.37)	1:53.39 [1] (0:12.15)	1:41.24 [1] (0:12.97)	1:28.27 [1] (0:13.17)	1:15.10 [1] (0:12.77)	1:02.33 [2] (0:12.79)	0:37.25	-8
4	1	KENSHIN MARU Boris Thornton	6	64.0	0:11.34	2:18.95 [4] (0:14.27)	2:04.68 [5] (0:11.34)	1:53.34 [4] (0:12.22)	1:41.12 [4] (0:13.03)	1:28.09 [4] (0:13.22)	1:14.87 [6] (0:12.98)	1:01.89 [6] (0:12.80)	0:36.80	+1
5	5	RADEGAST Samantha Collett	1	63.2	0:11.64	2:18.97 [5] (0:14.11)	2:04.86 [2] (0:11.64)	1:53.22 [6] (0:12.35)	1:40.87 [5] (0:13.03)	1:27.84 [6] (0:13.16)	1:14.68 [7] (0:12.89)	1:01.79 [7] (0:12.81)	0:36.63	-8
6	4	ANOTHER DAZZLER Justin Stanley	7	63.0	0:11.59	2:19.05 [6] (0:14.76)	2:04.29 [10] (0:11.59)	1:52.70 [9] (0:12.33)	1:40.37 [9] (0:12.96)	1:27.41 [10] (0:13.24)	1:14.17 [10] (0:12.93)	1:01.24 [10] (0:12.43)	0:36.50	-7
6	8	WHYTEEPEE Nozi Tomizawa	4	64.0	0:11.56	2:19.05 [6] (0:14.53)	2:04.52 [8] (0:11.56)	1:52.96 [7] (0:12.23)	1:40.73 [7] (0:12.99)	1:27.74 [8] (0:12.75)	1:14.99 [5] (0:12.31)	1:02.68 [3] (0:12.66)	0:37.39	+0
8	11	COME ON EILEEN Jace McMurray	8	64.4	0:11.65	2:19.35 [8] (0:14.48)	2:04.87 [7] (0:11.65)	1:53.22 [8] (0:12.55)	1:40.67 [10] (0:13.02)	1:27.65 [11] (0:13.26)	1:14.39 [11] (0:13.02)	1:01.37 [12] (0:12.65)	0:36.51	-1
9	7	BACKLIT BEAUTY Karl Zechner	3	63.5	0:11.46	2:19.40 [9] (0:14.23)	2:05.17 [4] (0:11.46)	1:53.71 [5] (0:12.41)	1:41.30 [6] (0:13.00)	1:28.30 [5] (0:13.22)	1:15.08 [8] (0:13.02)	1:02.06 [8] (0:12.58)	0:37.26	+2
10	12	DUCHESS BREE Georgina Cartwright	9	63.0	0:11.54	2:19.67 [10] (0:15.07)	2:04.60 [11] (0:11.54)	1:53.06 [12] (0:12.32)	1:40.74 [12] (0:12.94)	1:27.80 [12] (0:13.16)	1:14.64 [12] (0:12.85)	1:01.79 [11] (0:12.57)	0:36.91	+0

Scratched: Chief Command (#14), Jumeirah Triangle (#19), Brief Sojourn (#17), Says Who (#18), Matsuyama (#15), Force Me (#16), Ready To Thunder (#13)

[] Ranking at each section and finish
 -:-:- No data available at this section
 NA No data available
 SCN Saddle cloth number
 DNF Did not finish
 DNT Did not track



Ipswich QLD Professional
Race 8: TIACS RACEDAY 18 OCT ON SALE RATINGS BAND 0 - 58
Handicap - 2190m
03 October 2024 - 17:06



Track Rating: Soft 5, Weather: Overcast, Rail Position: +7m Entire

Section	Overall	2000m	1800m	1600m	1400m	1200m	1000m	Last 600m						
Field Times	2:18.18 (0:13.94)	2:04.24 (0:11.37)	1:52.87 (0:12.15)	1:40.72 (0:12.97)	1:27.75 (0:13.17)	1:14.58 (0:12.58)	1:02.00 (0:12.64)	0:36.73						
Rank	TAB	Horse/Jockey	Barrier	Top Speed [km/h]	Fastest Section									Distance Travelled [m]
11	6	SUPER FENKEL Jai Williams	5	62.4 2000m	0:11.80 2000m (0:14.58)	2:19.98 [11] 2:05.40 [9] (0:11.80)	1:53.60 [10] (0:12.29)	1:41.31 [8] (0:12.91)	1:28.40 [9] (0:13.07)	1:15.33 [9] (0:12.99)	1:02.34 [9] (0:12.62)	0:37.40	+0	
12	3	SUBAQUA Micheal Hellyer	11	65.2 2000m	0:11.25 2000m (0:14.28)	2:24.97 [12] 2:10.69 [6] (0:11.25)	1:59.44 [3] (0:12.15)	1:47.29 [3] (0:12.94)	1:34.35 [3] (0:13.26)	1:21.09 [4] (0:12.87)	1:08.22 [5] (0:12.85)	0:42.92	+2	

Scratched: Chief Command (#14), Jumeirah Triangle (#19), Brief Sojourn (#17), Says Who (#18), Matsuyama (#15), Force Me (#16), Ready To Thunder (#13)

[] Ranking at each section and finish
 -:-:-:- No data available at this section
 NA No data available

SCN Saddle cloth number
 DNF Did not finish
 DNT Did not track

Track Rating: Soft 5, Weather: Overcast, Rail Position: +7m Entire

Section										Last 600m		
Field Times		800m	600m	400m	200m							
		0:49.36 (0:12.63)	0:36.73 (0:12.16)	0:24.57 (0:12.22)	0:12.35 (0:12.35)							
Rank	TAB	Horse/Jockey	Barrier	Top Speed [km/h]	Fastest Section					Margin	Distance Travelled [m]	
1	2	SIR LEONIDAS Rob Thorburn	12	64.4 2000m	0:11.44 2000m	0:49.36 [1] (0:12.69)	0:36.67 [2] (0:12.10)	0:24.57 [1] (0:12.22)	0:12.35 [1] (0:12.35)	2:18.18	0:36.67	
2	9	DESHORENTE Kyle Wilson-Taylor	10	69.1 2000m	0:11.30 2000m	0:49.38 [4] (0:12.51)	0:36.87 [4] (0:12.06)	0:24.81 [3] (0:12.38)	0:12.43 [3] (0:12.43)	2.16L	0:36.87	-3
3	10	LINDA'S MAGIC Melea Castle	2	63.9 2000m	0:11.37 2000m	0:49.54 [3] (0:12.29)	0:37.25 [1] (0:12.21)	0:25.04 [2] (0:12.36)	0:12.68 [2] (0:12.68)	3.04L	0:37.25	-8
4	1	KENSHIN MARU Boris Thornton	6	64.0 2000m	0:11.34 2000m	0:49.09 [6] (0:12.29)	0:36.80 [7] (0:12.23)	0:24.57 [6] (0:12.18)	0:12.39 [5] (0:12.39)	4.54L	0:36.80	+1
5	5	RADEGAST Samantha Collett	1	63.2 Overall	0:11.64 2000m	0:48.98 [8] (0:12.35)	0:36.63 [8] (0:12.36)	0:24.27 [10] (0:12.14)	0:12.13 [7] (0:12.13)	4.64L	0:36.63	-8
6	4	ANOTHER DAZZLER Justin Stanley	7	63.0 2000m	0:11.59 2000m	0:48.81 [9] (0:12.31)	0:36.50 [9] (0:12.13)	0:24.37 [8] (0:12.16)	0:12.21 [8] (0:12.21)	5.14L	0:36.50	-7
6	8	WHYTEEPEE Nozi Tomizawa	4	64.0 2000m	0:11.56 2000m	0:50.02 [2] (0:12.63)	0:37.39 [3] (0:12.26)	0:25.13 [4] (0:12.49)	0:12.64 [4] (0:12.64)	5.14L	0:37.39	+0
8	11	COME ON EILEEN Jace McMurray	8	64.4 2000m	0:11.65 2000m	0:48.72 [12] (0:12.21)	0:36.51 [12] (0:11.99)	0:24.52 [11] (0:12.21)	0:12.31 [11] (0:12.31)	6.91L	0:36.51	-1
9	7	BACKLIT BEAUTY Karl Zechner	3	63.5 2000m	0:11.46 2000m	0:49.48 [7] (0:12.22)	0:37.26 [6] (0:12.23)	0:25.03 [5] (0:12.46)	0:12.57 [6] (0:12.57)	7.17L	0:37.26	+2
10	12	DUCHESS BREE Georgina Cartwright	9	63.0 2000m	0:11.54 2000m	0:49.22 [11] (0:12.31)	0:36.91 [11] (0:12.10)	0:24.81 [12] (0:12.04)	0:12.77 [9] (0:12.77)	8.77L	0:36.91	+0

Scratched: Chief Command (#14), Jumeirah Triangle (#19), Brief Sojourn (#17), Says Who (#18), Matsuyama (#15), Force Me (#16), Ready To Thunder (#13)



Ipswich QLD Professional
Race 8: TIACS RACEDAY 18 OCT ON SALE RATINGS BAND 0 - 58
Handicap - 2190m
03 October 2024 - 17:06



Track Rating: Soft 5, Weather: Overcast, Rail Position: +7m Entire

Section									Last 600m			
Field Times					800m	600m	400m	200m	0:36.73			
					0:49.36 (0:12.63)	0:36.73 (0:12.16)	0:24.57 (0:12.22)	0:12.35 (0:12.35)				
Rank	TAB	Horse/Jockey	Barrier	Top Speed [km/h]	Fastest Section	Margin				Distance Travelled [m]		
11	6	SUPER FENKEL	5	62.4	0:11.80	0:49.72 [10]	0:37.40 [10]	0:25.29 [9]	0:12.96 [10]	10.61L	0:37.40	+0
		Jai Williams		2000m	2000m	(0:12.32)	(0:12.11)	(0:12.33)	(0:12.96)			
12	3	SUBAQUA	11	65.2	0:11.25	0:55.37 [5]	0:42.92 [5]	0:30.57 [7]	0:16.99 [12]	39.94L	0:42.92	+2
		Micheal Hellyer		2000m	2000m	(0:12.45)	(0:12.35)	(0:13.58)	(0:16.99)			

Scratched: Chief Command (#14), Jumeirah Triangle (#19), Brief Sojourn (#17), Says Who (#18), Matsuyama (#15), Force Me (#16), Ready To Thunder (#13)

[] Ranking at each section and finish
 -:-:-:- No data available at this section
 NA No data available

SCN Saddle cloth number
 DNF Did not finish
 DNT Did not track



Horse/Jockey Name	Sir Leonidas
Final Rank	1
Fastest Section Time (Section)	0:11.44 (2000m)
Top Speed [km/h] (Section)	64.4 (2000m)
Race State	Finished



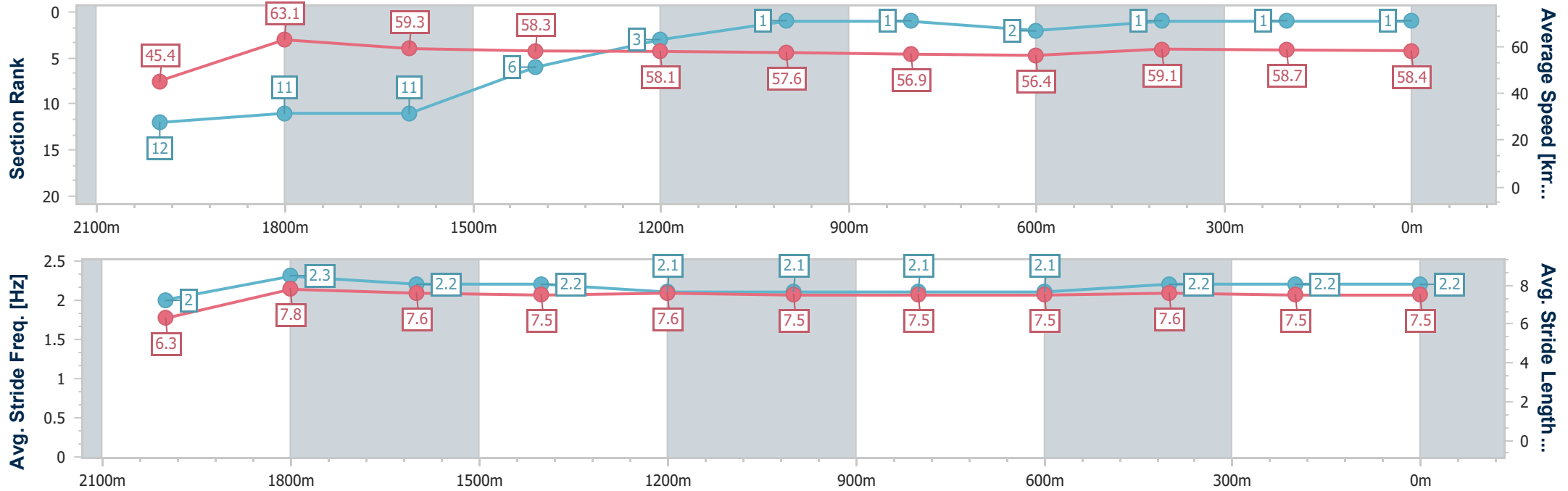
Ipswich QLD Professional
 Race 8: TIACS RACEDAY 18 OCT ON SALE RATINGS BAND 0 -
 58 Handicap - 2190m



03 October 2024 - 17:06

Track Rating: Soft 5, Weather: Overcast, Rail Position: +7m Entire

Section	Overall	2000m	1800m	1600m	1400m	1200m	1000m	800m	600m	400m	200m
Section Times	2:18.18 [1] (0:15.10)	2:03.08 [12] (0:11.44)	1:51.64 [11] (0:12.23)	1:39.41 [11] (0:12.36)	1:27.05 [6] (0:12.50)	1:14.55 [3] (0:12.55)	1:02.00 [1] (0:12.64)	0:49.36 [1] (0:12.69)	0:36.67 [2] (0:12.10)	0:24.57 [1] (0:12.22)	0:12.35 [1] (0:12.35)
Average Speed [km/h]	45.4	63.1	59.3	58.3	58.1	57.6	56.9	56.4	59.1	58.7	58.4
Top Speed [km/h]	61.4	64.4	60.9	58.7	59.0	58.8	57.2	57.9	59.5	59.3	58.8
Avg. Dist. to Rail [m]	7.4	0.3	0.8	1.8	1.8	0.8	0.2	0.7	1.4	1.3	1.3
Avg. Stride Freq. [Hz]	2.0	2.3	2.2	2.2	2.1	2.1	2.1	2.1	2.2	2.2	2.2
Avg. Stride Length [m]	6.3	7.8	7.6	7.5	7.6	7.5	7.5	7.5	7.6	7.5	7.5



- [] Ranking at each section and finish
- .-.- No data available at this section
- NA No data available



Horse/Jockey Name	Deshorente
Final Rank	2
Fastest Section Time (Section)	0:11.30 (2000m)
Top Speed [km/h] (Section)	69.1 (2000m)
Race State	Finished



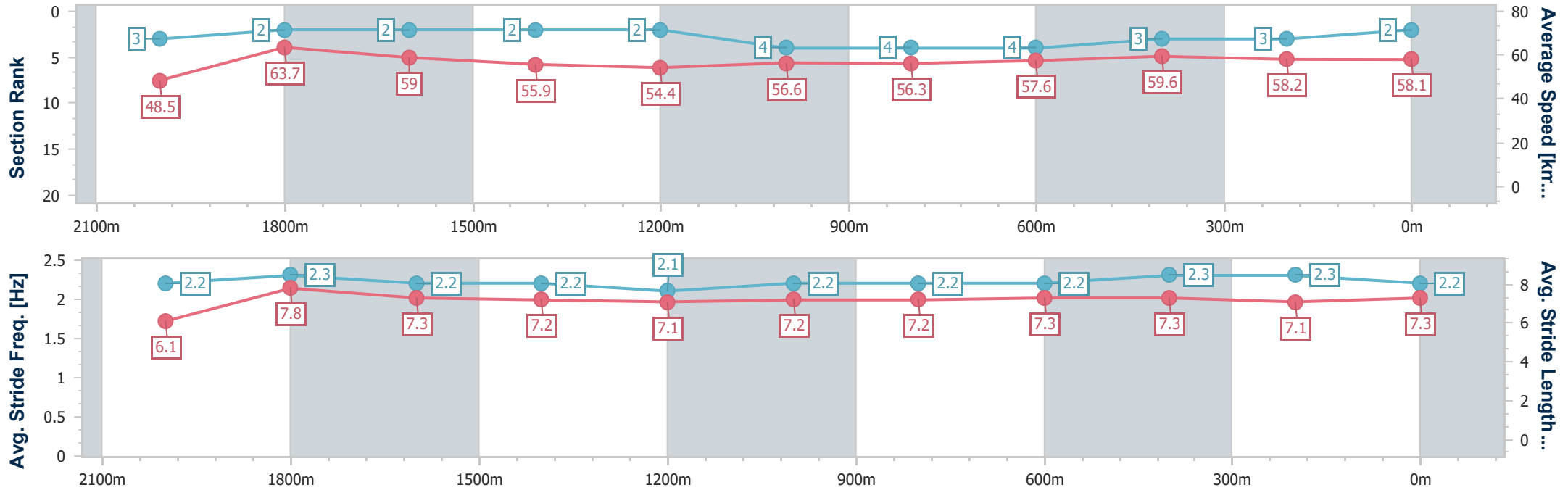
Ipswich QLD Professional
 Race 8: TIACS RACEDAY 18 OCT ON SALE RATINGS BAND 0 -
 58 Handicap - 2190m



03 October 2024 - 17:06

Track Rating: Soft 5, Weather: Overcast, Rail Position: +7m Entire

Section	Overall	2000m	1800m	1600m	1400m	1200m	1000m	800m	600m	400m	200m
Section Times	2:18.55 [2] (0:14.12)	2:04.43 [3] (0:11.30)	1:53.13 [2] (0:12.10)	1:41.03 [2] (0:12.92)	1:28.11 [2] (0:13.18)	1:14.93 [2] (0:12.76)	1:02.17 [4] (0:12.79)	0:49.38 [4] (0:12.51)	0:36.87 [4] (0:12.06)	0:24.81 [3] (0:12.38)	0:12.43 [3] (0:12.43)
Average Speed [km/h]	48.5	63.7	59.0	55.9	54.4	56.6	56.3	57.6	59.6	58.2	58.1
Top Speed [km/h]	62.5	69.1	61.4	58.2	56.2	57.3	57.8	59.5	60.4	58.8	58.8
Avg. Dist. to Rail [m]	6.1	0.4	1.0	0.7	0.3	0.2	0.1	0.6	0.6	0.5	0.7
Avg. Stride Freq. [Hz]	2.2	2.3	2.2	2.2	2.1	2.2	2.2	2.2	2.2	2.3	2.2
Avg. Stride Length [m]	6.1	7.8	7.3	7.2	7.1	7.2	7.2	7.3	7.3	7.1	7.3



- [] Ranking at each section and finish
- .-.- No data available at this section
- NA No data available



Horse/Jockey Name	Linda's Magic
Final Rank	3
Fastest Section Time (Section)	0:11.37 (2000m)
Top Speed [km/h] (Section)	63.9 (2000m)
Race State	Finished



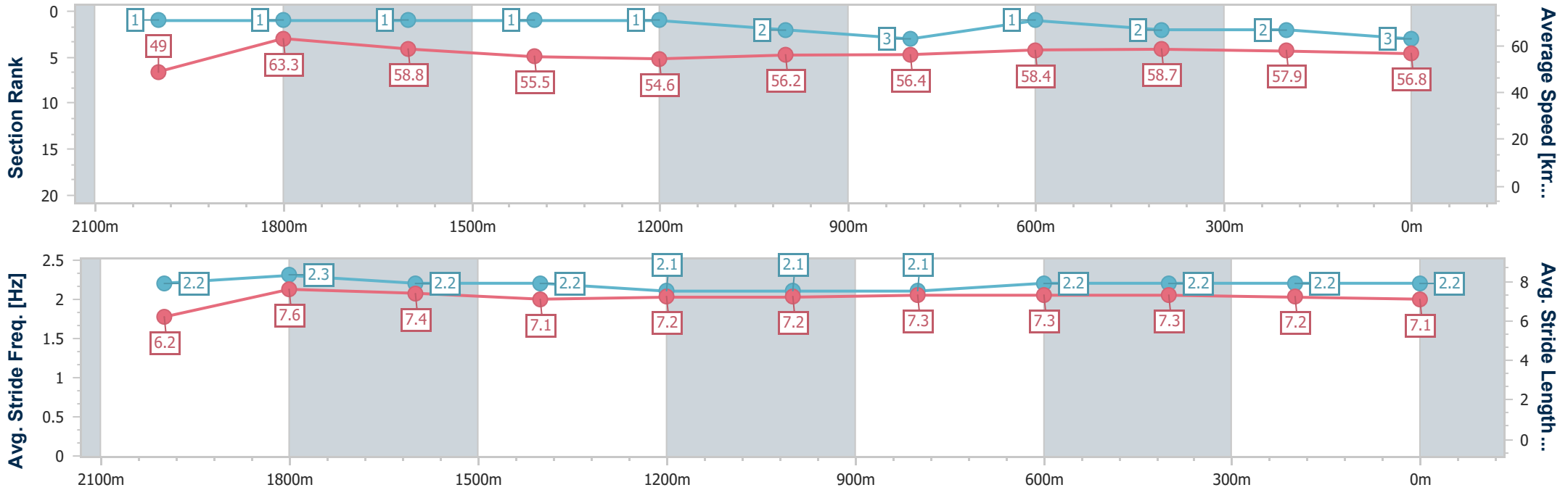
Ipswich QLD Professional
 Race 8: TIACS RACEDAY 18 OCT ON SALE RATINGS BAND 0 -
 58 Handicap - 2190m



03 October 2024 - 17:06

Track Rating: Soft 5, Weather: Overcast, Rail Position: +7m Entire

Section	Overall	2000m	1800m	1600m	1400m	1200m	1000m	800m	600m	400m	200m
Section Times	2:18.70 [3] (0:13.94)	2:04.76 [1] (0:11.37)	1:53.39 [1] (0:12.15)	1:41.24 [1] (0:12.97)	1:28.27 [1] (0:13.17)	1:15.10 [1] (0:12.77)	1:02.33 [2] (0:12.79)	0:49.54 [3] (0:12.29)	0:37.25 [1] (0:12.21)	0:25.04 [2] (0:12.36)	0:12.68 [2] (0:12.68)
Average Speed [km/h]	49.0	63.3	58.8	55.5	54.6	56.2	56.4	58.4	58.7	57.9	56.8
Top Speed [km/h]	63.2	63.9	61.2	57.9	56.3	56.7	56.9	58.8	59.2	58.5	58.2
Avg. Dist. to Rail [m]	5.0	0.6	1.2	0.5	0.6	0.2	0.3	0.9	1.2	0.8	1.2
Avg. Stride Freq. [Hz]	2.2	2.3	2.2	2.2	2.1	2.1	2.1	2.2	2.2	2.2	2.2
Avg. Stride Length [m]	6.2	7.6	7.4	7.1	7.2	7.2	7.3	7.3	7.3	7.2	7.1



- [] Ranking at each section and finish
- .-.- No data available at this section
- NA No data available



Horse/Jockey Name	Kenshin Maru
Final Rank	4
Fastest Section Time (Section)	0:11.34 (2000m)
Top Speed [km/h] (Section)	64.0 (2000m)
Race State	Finished



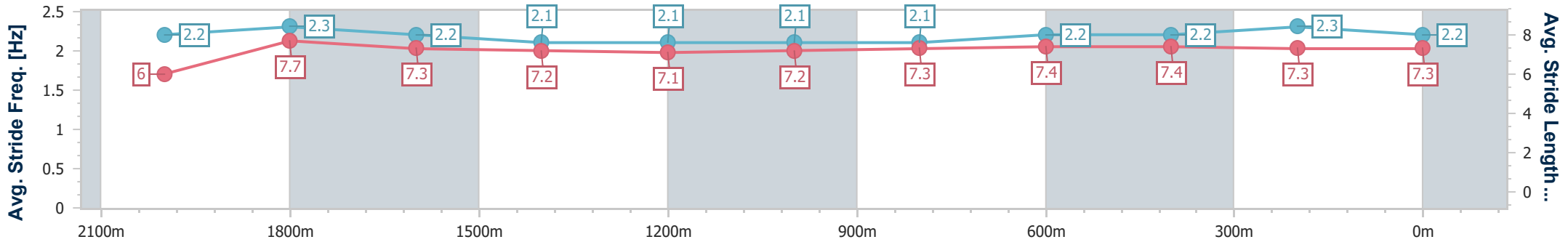
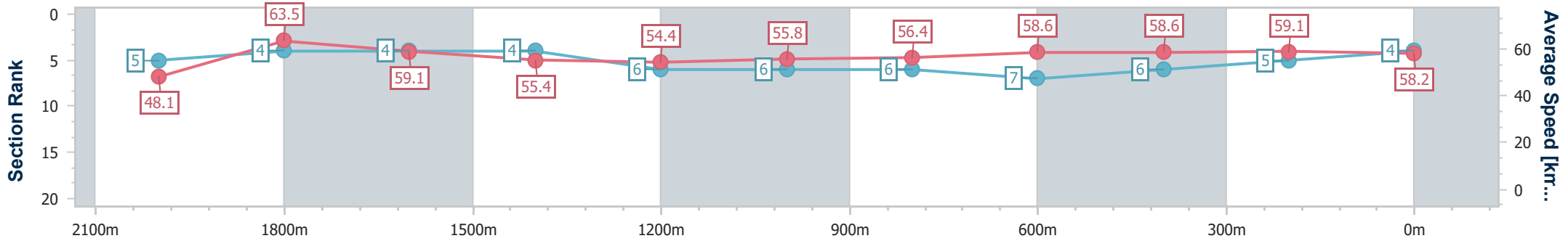
Ipswich QLD Professional
 Race 8: TIACS RACEDAY 18 OCT ON SALE RATINGS BAND 0 -
 58 Handicap - 2190m



03 October 2024 - 17:06

Track Rating: Soft 5, Weather: Overcast, Rail Position: +7m Entire

Section	Overall	2000m	1800m	1600m	1400m	1200m	1000m	800m	600m	400m	200m
Section Times	2:18.95 [4] (0:14.27)	2:04.68 [5] (0:11.34)	1:53.34 [4] (0:12.22)	1:41.12 [4] (0:13.03)	1:28.09 [4] (0:13.22)	1:14.87 [6] (0:12.98)	1:01.89 [6] (0:12.80)	0:49.09 [6] (0:12.29)	0:36.80 [7] (0:12.23)	0:24.57 [6] (0:12.18)	0:12.39 [5] (0:12.39)
Average Speed [km/h]	48.1	63.5	59.1	55.4	54.4	55.8	56.4	58.6	58.6	59.1	58.2
Top Speed [km/h]	63.9	64.0	62.1	56.9	56.7	56.7	58.1	59.5	59.5	59.7	59.0
Avg. Dist. to Rail [m]	3.3	0.8	0.7	0.5	0.4	1.3	1.0	0.3	0.5	0.6	0.7
Avg. Stride Freq. [Hz]	2.2	2.3	2.2	2.1	2.1	2.1	2.1	2.2	2.2	2.3	2.2
Avg. Stride Length [m]	6.0	7.7	7.3	7.2	7.1	7.2	7.3	7.4	7.4	7.3	7.3



- [] Ranking at each section and finish
- .-.- No data available at this section
- NA No data available



Horse/Jockey Name	Radegast
Final Rank	5
Fastest Section Time (Section)	0:11.64 (2000m)
Top Speed [km/h] (Section)	63.2 (Overall)
Race State	Finished



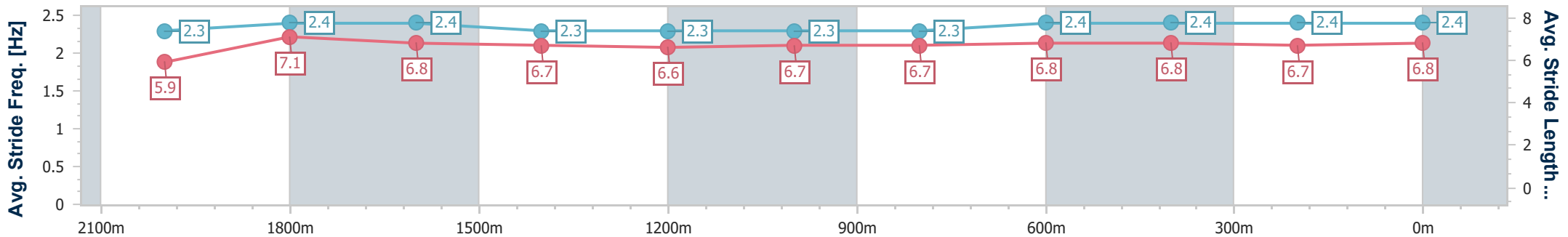
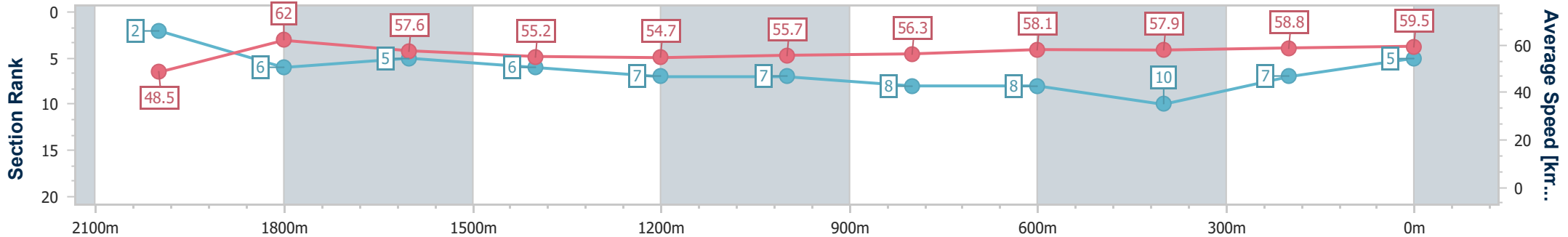
Ipswich QLD Professional
 Race 8: TIACS RACEDAY 18 OCT ON SALE RATINGS BAND 0 -
 58 Handicap - 2190m



03 October 2024 - 17:06

Track Rating: Soft 5, Weather: Overcast, Rail Position: +7m Entire

Section	Overall	2000m	1800m	1600m	1400m	1200m	1000m	800m	600m	400m	200m
Section Times	2:18.97 [5] (0:14.11)	2:04.86 [2] (0:11.64)	1:53.22 [6] (0:12.35)	1:40.87 [5] (0:13.03)	1:27.84 [6] (0:13.16)	1:14.68 [7] (0:12.89)	1:01.79 [7] (0:12.81)	0:48.98 [8] (0:12.35)	0:36.63 [8] (0:12.36)	0:24.27 [10] (0:12.14)	0:12.13 [7] (0:12.13)
Average Speed [km/h]	48.5	62.0	57.6	55.2	54.7	55.7	56.3	58.1	57.9	58.8	59.5
Top Speed [km/h]	63.2	63.1	60.6	58.0	56.2	56.8	57.5	59.3	59.4	60.4	60.1
Avg. Dist. to Rail [m]	0.8	1.4	1.3	0.6	0.5	0.2	0.3	0.9	1.4	1.4	1.0
Avg. Stride Freq. [Hz]	2.3	2.4	2.4	2.3	2.3	2.3	2.3	2.4	2.4	2.4	2.4
Avg. Stride Length [m]	5.9	7.1	6.8	6.7	6.6	6.7	6.7	6.8	6.8	6.7	6.8



- [] Ranking at each section and finish
- .-.- No data available at this section
- NA No data available



Horse/Jockey Name	Another Dazzler
Final Rank	6
Fastest Section Time (Section)	0:11.59 (2000m)
Top Speed [km/h] (Section)	63.0 (2000m)
Race State	Finished



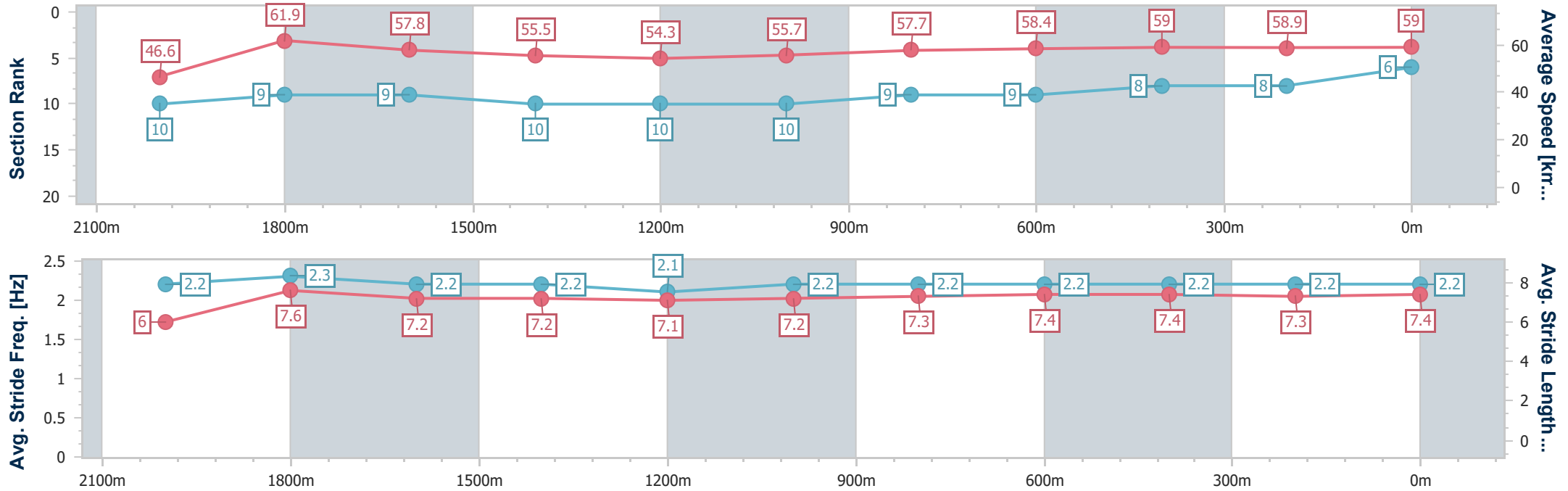
Ipswich QLD Professional
 Race 8: TIACS RACEDAY 18 OCT ON SALE RATINGS BAND 0 -
 58 Handicap - 2190m



03 October 2024 - 17:06

Track Rating: Soft 5, Weather: Overcast, Rail Position: +7m Entire

Section	Overall	2000m	1800m	1600m	1400m	1200m	1000m	800m	600m	400m	200m
Section Times	2:19.05 [6] (0:14.76)	2:04.29 [10] (0:11.59)	1:52.70 [9] (0:12.33)	1:40.37 [9] (0:12.96)	1:27.41 [10] (0:13.24)	1:14.17 [10] (0:12.93)	1:01.24 [10] (0:12.43)	0:48.81 [9] (0:12.31)	0:36.50 [9] (0:12.13)	0:24.37 [8] (0:12.16)	0:12.21 [8] (0:12.21)
Average Speed [km/h]	46.6	61.9	57.8	55.5	54.3	55.7	57.7	58.4	59.0	58.9	59.0
Top Speed [km/h]	61.9	63.0	60.5	56.5	56.8	57.2	58.6	59.2	60.1	60.0	60.0
Avg. Dist. to Rail [m]	3.7	1.3	1.3	0.6	0.4	0.3	0.3	0.8	0.8	0.8	2.6
Avg. Stride Freq. [Hz]	2.2	2.3	2.2	2.2	2.1	2.2	2.2	2.2	2.2	2.2	2.2
Avg. Stride Length [m]	6.0	7.6	7.2	7.2	7.1	7.2	7.3	7.4	7.4	7.3	7.4



- [] Ranking at each section and finish
- .-.- No data available at this section
- NA No data available



Horse/Jockey Name	Whyteepee
Final Rank	6
Fastest Section Time (Section)	0:11.56 (2000m)
Top Speed [km/h] (Section)	64.0 (2000m)
Race State	Finished



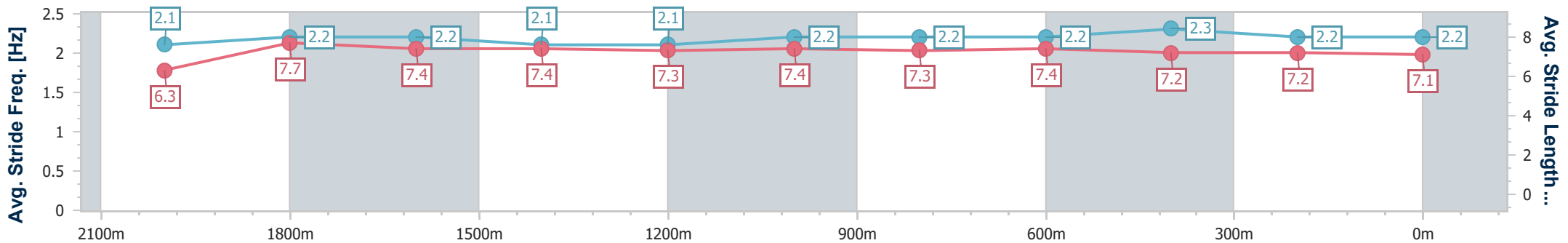
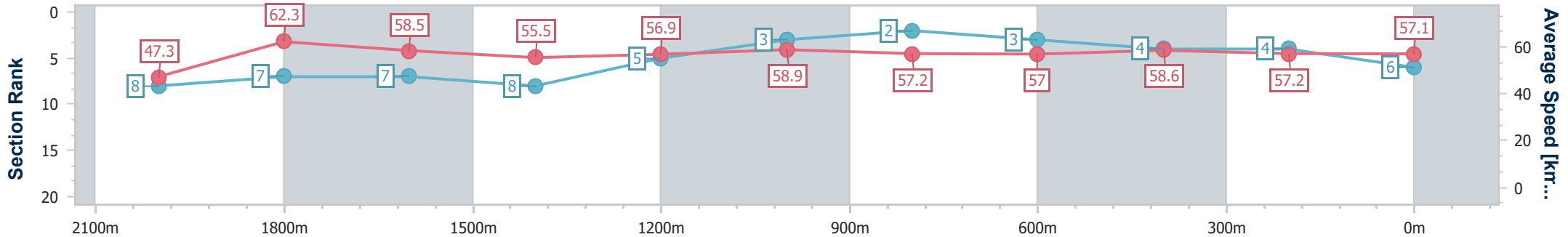
Ipswich QLD Professional
 Race 8: TIACS RACEDAY 18 OCT ON SALE RATINGS BAND 0 -
 58 Handicap - 2190m



03 October 2024 - 17:06

Track Rating: Soft 5, Weather: Overcast, Rail Position: +7m Entire

Section	Overall	2000m	1800m	1600m	1400m	1200m	1000m	800m	600m	400m	200m
Section Times	2:19.05 [6] (0:14.53)	2:04.52 [8] (0:11.56)	1:52.96 [7] (0:12.23)	1:40.73 [7] (0:12.99)	1:27.74 [8] (0:12.75)	1:14.99 [5] (0:12.31)	1:02.68 [3] (0:12.66)	0:50.02 [2] (0:12.63)	0:37.39 [3] (0:12.26)	0:25.13 [4] (0:12.49)	0:12.64 [4] (0:12.64)
Average Speed [km/h]	47.3	62.3	58.5	55.5	56.9	58.9	57.2	57.0	58.6	57.2	57.1
Top Speed [km/h]	62.7	64.0	60.5	56.8	60.2	60.5	57.8	58.1	59.2	58.0	57.5
Avg. Dist. to Rail [m]	1.8	0.3	0.5	0.7	1.5	2.0	1.0	0.4	0.7	1.1	0.3
Avg. Stride Freq. [Hz]	2.1	2.2	2.2	2.1	2.1	2.2	2.2	2.2	2.3	2.2	2.2
Avg. Stride Length [m]	6.3	7.7	7.4	7.4	7.3	7.4	7.3	7.4	7.2	7.2	7.1



- [] Ranking at each section and finish
- .-.- No data available at this section
- NA No data available



Horse/Jockey Name	Come On Eileen
Final Rank	8
Fastest Section Time (Section)	0:11.65 (2000m)
Top Speed [km/h] (Section)	64.4 (2000m)
Race State	Finished



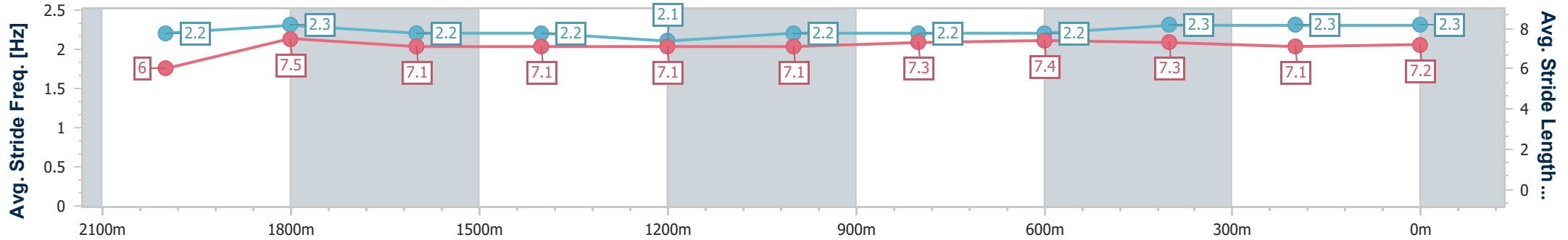
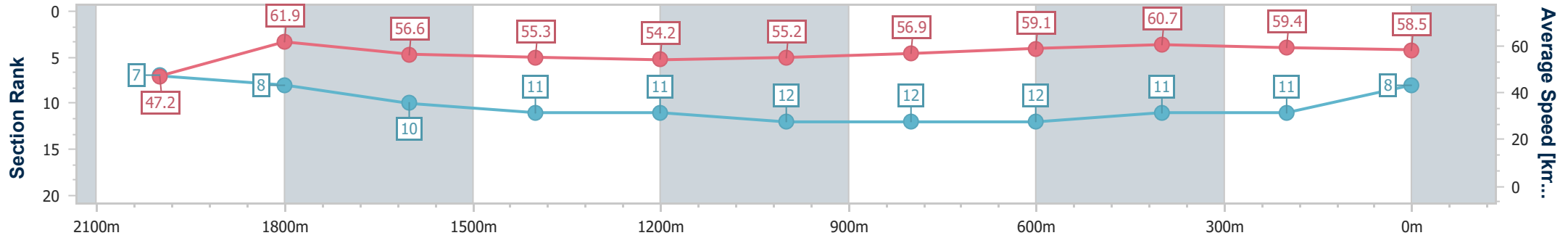
Ipswich QLD Professional
 Race 8: TIACS RACEDAY 18 OCT ON SALE RATINGS BAND 0 -
 58 Handicap - 2190m



03 October 2024 - 17:06

Track Rating: Soft 5, Weather: Overcast, Rail Position: +7m Entire

Section	Overall	2000m	1800m	1600m	1400m	1200m	1000m	800m	600m	400m	200m
Section Times	2:19.35 [8] (0:14.48)	2:04.87 [7] (0:11.65)	1:53.22 [8] (0:12.55)	1:40.67 [10] (0:13.02)	1:27.65 [11] (0:13.26)	1:14.39 [11] (0:13.02)	1:01.37 [12] (0:12.65)	0:48.72 [12] (0:12.21)	0:36.51 [12] (0:11.99)	0:24.52 [11] (0:12.21)	0:12.31 [11] (0:12.31)
Average Speed [km/h]	47.2	61.9	56.6	55.3	54.2	55.2	56.9	59.1	60.7	59.4	58.5
Top Speed [km/h]	64.0	64.4	60.3	56.6	57.3	57.1	58.4	60.8	61.2	60.6	59.4
Avg. Dist. to Rail [m]	0.9	1.5	1.3	0.7	0.7	0.8	0.5	0.9	2.2	2.6	3.0
Avg. Stride Freq. [Hz]	2.2	2.3	2.2	2.2	2.1	2.2	2.2	2.2	2.3	2.3	2.3
Avg. Stride Length [m]	6.0	7.5	7.1	7.1	7.1	7.1	7.3	7.4	7.3	7.1	7.2



- [] Ranking at each section and finish
- .-.- No data available at this section
- NA No data available



Horse/Jockey Name	Backlit Beauty
Final Rank	9
Fastest Section Time (Section)	0:11.46 (2000m)
Top Speed [km/h] (Section)	63.5 (2000m)
Race State	Finished



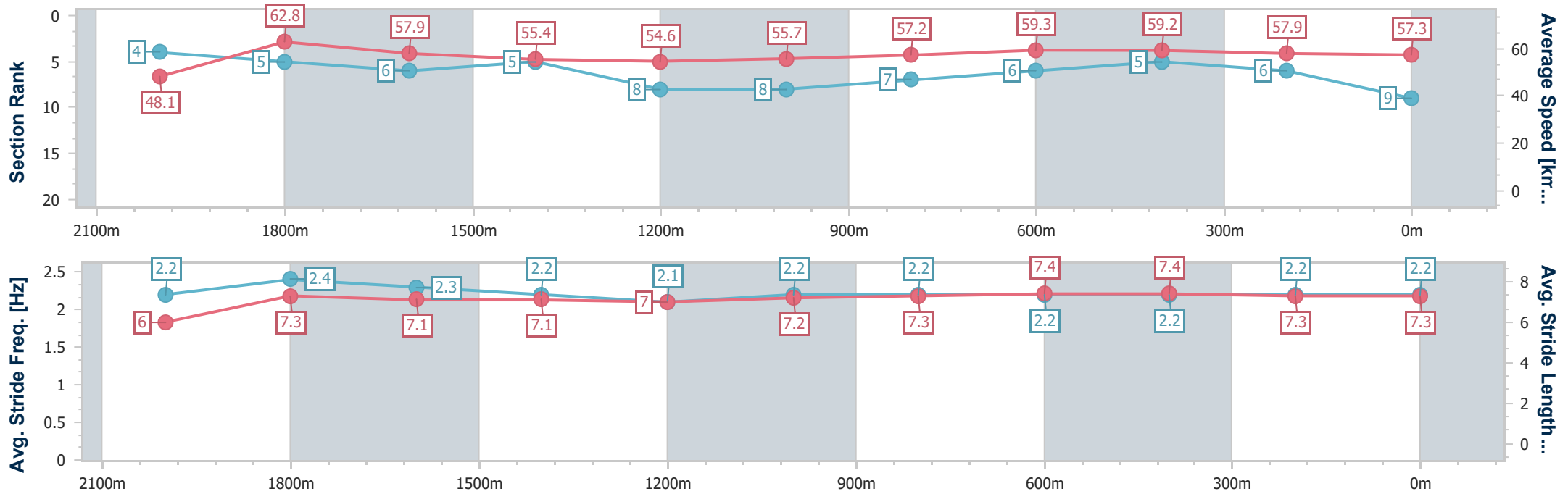
Ipswich QLD Professional
 Race 8: TIACS RACEDAY 18 OCT ON SALE RATINGS BAND 0 -
 58 Handicap - 2190m



03 October 2024 - 17:06

Track Rating: Soft 5, Weather: Overcast, Rail Position: +7m Entire

Section	Overall	2000m	1800m	1600m	1400m	1200m	1000m	800m	600m	400m	200m
Section Times	2:19.40 [9] (0:14.23)	2:05.17 [4] (0:11.46)	1:53.71 [5] (0:12.41)	1:41.30 [6] (0:13.00)	1:28.30 [5] (0:13.22)	1:15.08 [8] (0:13.02)	1:02.06 [8] (0:12.58)	0:49.48 [7] (0:12.22)	0:37.26 [6] (0:12.23)	0:25.03 [5] (0:12.46)	0:12.57 [6] (0:12.57)
Average Speed [km/h]	48.1	62.8	57.9	55.4	54.6	55.7	57.2	59.3	59.2	57.9	57.3
Top Speed [km/h]	63.5	63.5	61.1	57.5	57.0	57.0	59.0	59.5	59.9	58.5	58.1
Avg. Dist. to Rail [m]	1.1	0.1	0.5	0.7	0.5	1.1	1.5	1.1	1.0	1.6	3.8
Avg. Stride Freq. [Hz]	2.2	2.4	2.3	2.2	2.1	2.2	2.2	2.2	2.2	2.2	2.2
Avg. Stride Length [m]	6.0	7.3	7.1	7.1	7.0	7.2	7.3	7.4	7.4	7.3	7.3



- [] Ranking at each section and finish
- .-.- No data available at this section
- NA No data available



Horse/Jockey Name	Duchess Bree
Final Rank	10
Fastest Section Time (Section)	0:11.54 (2000m)
Top Speed [km/h] (Section)	63.0 (2000m)
Race State	Finished



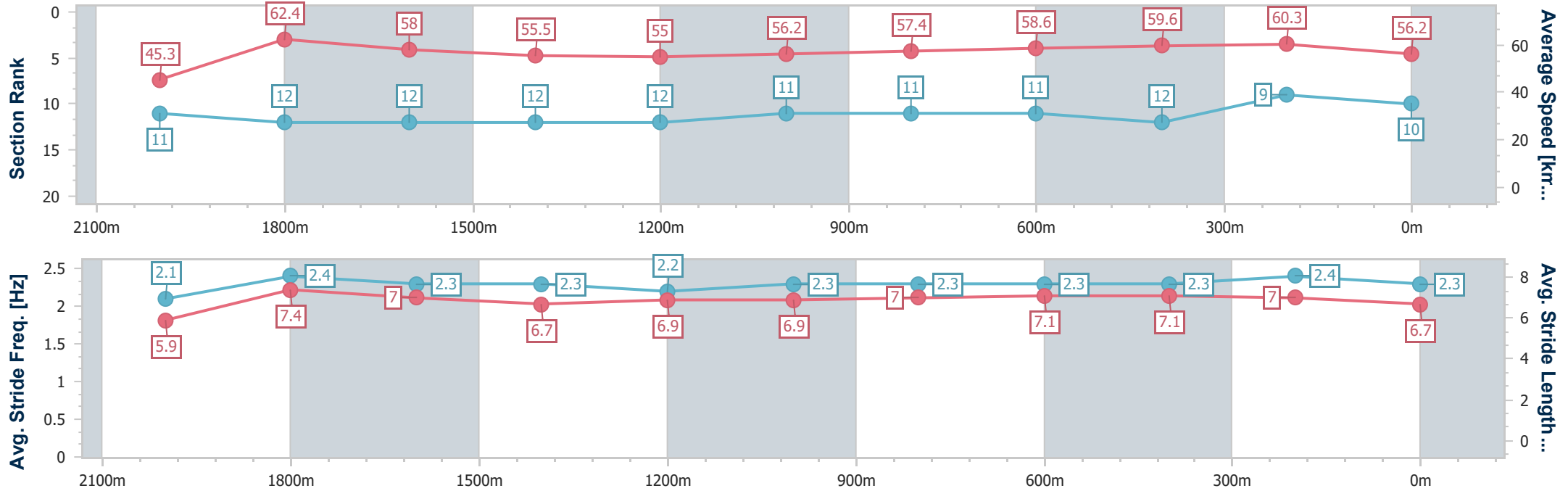
Ipswich QLD Professional
 Race 8: TIACS RACEDAY 18 OCT ON SALE RATINGS BAND 0 -
 58 Handicap - 2190m



03 October 2024 - 17:06

Track Rating: Soft 5, Weather: Overcast, Rail Position: +7m Entire

Section	Overall	2000m	1800m	1600m	1400m	1200m	1000m	800m	600m	400m	200m
Section Times	2:19.67 [10] (0:15.07)	2:04.60 [11] (0:11.54)	1:53.06 [12] (0:12.32)	1:40.74 [12] (0:12.94)	1:27.80 [12] (0:13.16)	1:14.64 [12] (0:12.85)	1:01.79 [11] (0:12.57)	0:49.22 [11] (0:12.31)	0:36.91 [11] (0:12.10)	0:24.81 [12] (0:12.04)	0:12.77 [9] (0:12.77)
Average Speed [km/h]	45.3	62.4	58.0	55.5	55.0	56.2	57.4	58.6	59.6	60.3	56.2
Top Speed [km/h]	61.0	63.0	61.4	56.3	57.6	57.9	58.7	59.2	60.5	60.9	59.2
Avg. Dist. to Rail [m]	4.8	1.2	1.1	0.2	0.3	0.7	1.1	1.1	0.3	3.1	4.9
Avg. Stride Freq. [Hz]	2.1	2.4	2.3	2.3	2.2	2.3	2.3	2.3	2.3	2.4	2.3
Avg. Stride Length [m]	5.9	7.4	7.0	6.7	6.9	6.9	7.0	7.1	7.1	7.0	6.7



- [] Ranking at each section and finish
- .-.- No data available at this section
- NA No data available



Horse/Jockey Name	Super Fenkel
Final Rank	11
Fastest Section Time (Section)	0:11.80 (2000m)
Top Speed [km/h] (Section)	62.4 (2000m)
Race State	Finished



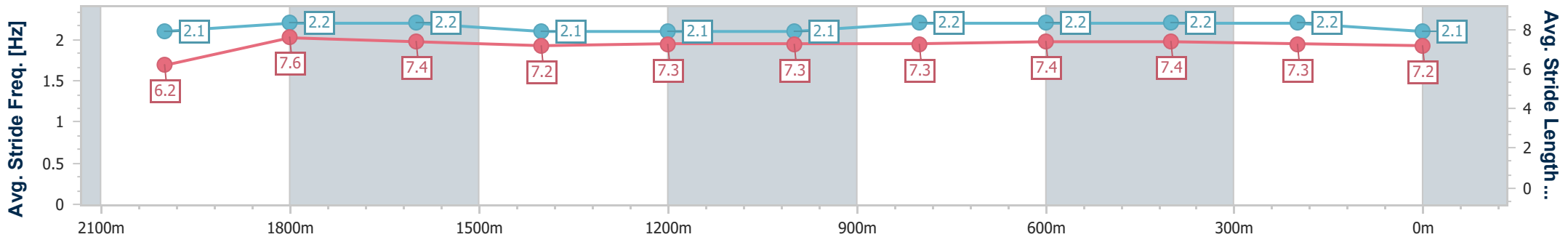
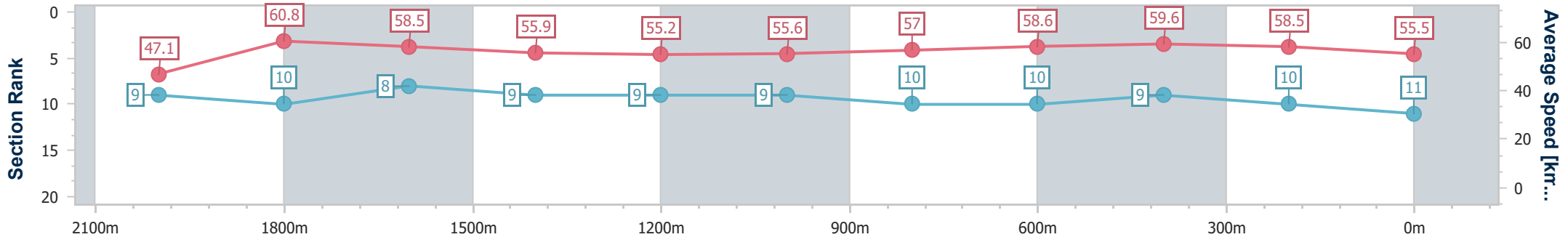
Ipswich QLD Professional
 Race 8: TIACS RACEDAY 18 OCT ON SALE RATINGS BAND 0 -
 58 Handicap - 2190m



03 October 2024 - 17:06

Track Rating: Soft 5, Weather: Overcast, Rail Position: +7m Entire

Section	Overall	2000m	1800m	1600m	1400m	1200m	1000m	800m	600m	400m	200m
Section Times	2:19.98 [11] (0:14.58)	2:05.40 [9] (0:11.80)	1:53.60 [10] (0:12.29)	1:41.31 [8] (0:12.91)	1:28.40 [9] (0:13.07)	1:15.33 [9] (0:12.99)	1:02.34 [9] (0:12.62)	0:49.72 [10] (0:12.32)	0:37.40 [10] (0:12.11)	0:25.29 [9] (0:12.33)	0:12.96 [10] (0:12.96)
Average Speed [km/h]	47.1	60.8	58.5	55.9	55.2	55.6	57.0	58.6	59.6	58.5	55.5
Top Speed [km/h]	62.2	62.4	59.3	56.9	57.9	57.2	58.3	59.9	60.4	59.7	58.3
Avg. Dist. to Rail [m]	2.3	0.5	0.5	0.5	0.6	0.6	0.9	1.0	0.5	1.7	3.0
Avg. Stride Freq. [Hz]	2.1	2.2	2.2	2.1	2.1	2.1	2.2	2.2	2.2	2.2	2.1
Avg. Stride Length [m]	6.2	7.6	7.4	7.2	7.3	7.3	7.3	7.4	7.4	7.3	7.2



- [] Ranking at each section and finish
- .-.- No data available at this section
- NA No data available



Horse/Jockey Name	Subaqua
Final Rank	12
Fastest Section Time (Section)	0:11.25 (2000m)
Top Speed [km/h] (Section)	65.2 (2000m)
Race State	Finished



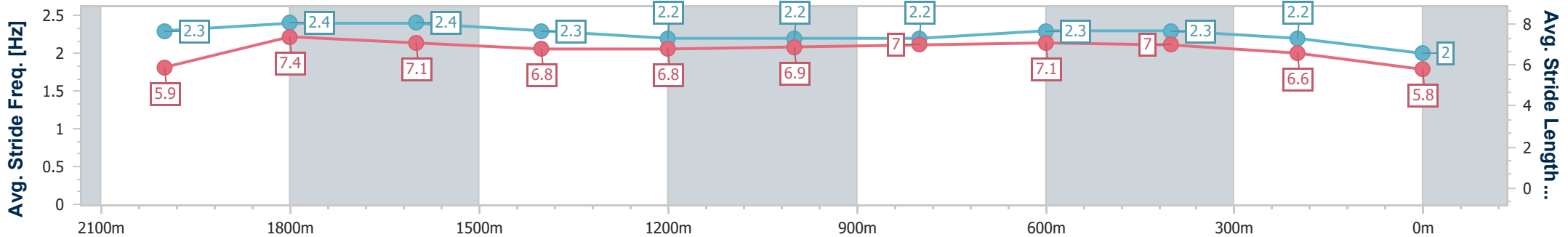
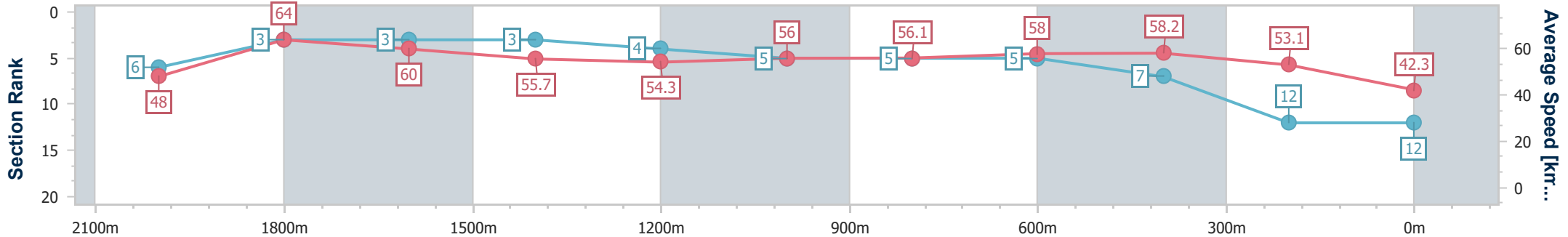
Ipswich QLD Professional
 Race 8: TIACS RACEDAY 18 OCT ON SALE RATINGS BAND 0 -
 58 Handicap - 2190m



03 October 2024 - 17:06

Track Rating: Soft 5, Weather: Overcast, Rail Position: +7m Entire

Section	Overall	2000m	1800m	1600m	1400m	1200m	1000m	800m	600m	400m	200m
Section Times	2:24.97 [12] (0:14.28)	2:10.69 [6] (0:11.25)	1:59.44 [3] (0:12.15)	1:47.29 [3] (0:12.94)	1:34.35 [3] (0:13.26)	1:21.09 [4] (0:12.87)	1:08.22 [5] (0:12.85)	0:55.37 [5] (0:12.45)	0:42.92 [5] (0:12.35)	0:30.57 [7] (0:13.58)	0:16.99 [12] (0:16.99)
Average Speed [km/h]	48.0	64.0	60.0	55.7	54.3	56.0	56.1	58.0	58.2	53.1	42.3
Top Speed [km/h]	63.3	65.2	61.8	58.3	55.9	56.5	58.0	58.7	59.2	57.0	49.1
Avg. Dist. to Rail [m]	6.9	2.0	1.6	0.8	0.5	0.7	0.7	0.4	0.5	0.6	0.4
Avg. Stride Freq. [Hz]	2.3	2.4	2.4	2.3	2.2	2.2	2.2	2.3	2.3	2.2	2.0
Avg. Stride Length [m]	5.9	7.4	7.1	6.8	6.8	6.9	7.0	7.1	7.0	6.6	5.8



- [] Ranking at each section and finish
- .-.- No data available at this section
- NA No data available