



Eagle Farm QLD Professional

Race 5: u&u Recruitment BM65 Handicap - 1600m

02 October 2024 - 16:38



BRISBANE
RACING CLUB

Track Rating: Good 4, Weather: Fine, Rail Position: +9m Entire

Section			Overall	1400m	1200m	1000m	800m	600m	400m	Last 600m			
Field Times			1:36.20 (0:13.79)	1:22.41 (0:11.37)	1:11.04 (0:11.64)	0:59.40 (0:11.81)	0:47.59 (0:11.91)	0:35.68 (0:11.60)	0:24.08 (0:11.77)	0:35.68			
Rank	TAB	Horse/Jockey	Barrier	Top Speed [km/h]	Fastest Section								Distance Travelled [m]
1	4	HOUSTON ROCKET Tahlia Fenlon	11	66.6 400m	0:11.15 400m	1:36.20 [1] (0:14.79)	1:21.41 [9] (0:11.98)	1:09.43 [10] (0:11.75)	0:57.68 [10] (0:11.49)	0:46.19 [10] (0:11.70)	0:34.49 [10] (0:11.34)	0:23.15 [9] (0:11.15)	0:34.49
2	8	OLD SONG Noel Callow	5	66.5 600m	0:11.30 600m	1:36.25 [2] (0:14.68)	1:21.57 [8] (0:11.86)	1:09.71 [8] (0:11.74)	0:57.97 [8] (0:11.58)	0:46.39 [9] (0:11.78)	0:34.61 [8] (0:11.30)	0:23.31 [8] (0:11.30)	0:34.61 +2
3	10	KAIROS LOUIE Justin Huxtable	7	64.0 600m	0:11.53 600m	1:36.29 [3] (0:14.01)	1:22.28 [3] (0:11.70)	1:10.58 [3] (0:11.68)	0:58.90 [3] (0:11.74)	0:47.16 [3] (0:11.82)	0:35.34 [3] (0:11.53)	0:23.81 [3] (0:11.61)	0:35.34 -2
4	7	HATASU Ryan Maloney	8	64.9 600m	0:11.40 600m	1:36.47 [4] (0:14.54)	1:21.93 [6] (0:11.58)	1:10.35 [6] (0:11.61)	0:58.74 [6] (0:11.67)	0:47.07 [6] (0:11.80)	0:35.27 [6] (0:11.40)	0:23.87 [5] (0:11.48)	0:35.27 -1
5	6	THE IRISH Boris Thornton	9	66.1 400m	0:11.21 400m	1:36.47 [5] (0:14.89)	1:21.58 [10] (0:11.74)	1:09.84 [9] (0:11.65)	0:58.19 [9] (0:11.53)	0:46.66 [8] (0:11.85)	0:34.81 [9] (0:11.47)	0:23.34 [10] (0:11.21)	0:34.81 +1
6	2	MR WANDJI Jake Molloy	4	64.4 1400m	0:11.37 1400m	1:36.59 [6] (0:13.79)	1:22.80 [1] (0:11.37)	1:11.43 [1] (0:11.64)	0:59.79 [1] (0:11.81)	0:47.98 [1] (0:11.91)	0:36.07 [1] (0:11.60)	0:24.47 [1] (0:11.77)	0:36.07 -2
7	11	GLEBE Andrew Mallyon	6	63.8 600m	0:11.45 600m	1:36.70 [7] (0:14.30)	1:22.40 [5] (0:11.48)	1:10.92 [4] (0:11.61)	0:59.31 [4] (0:11.80)	0:47.51 [4] (0:11.88)	0:35.63 [4] (0:11.45)	0:24.18 [4] (0:11.58)	0:35.63 +3
8	3	SECURITY ADVISOR Melea Castle	1	64.2 400m	0:11.53 600m	1:36.79 [8] (0:14.64)	1:22.15 [7] (0:11.57)	1:10.58 [7] (0:11.61)	0:58.97 [7] (0:11.58)	0:47.39 [7] (0:11.96)	0:35.43 [7] (0:11.53)	0:23.90 [7] (0:11.53)	0:35.43 -4
9	1	KOKONOTSU James Orman	10	64.1 Overall	0:11.54 1400m	1:37.45 [9] (0:13.82)	1:23.63 [2] (0:11.54)	1:12.09 [2] (0:11.68)	1:00.41 [2] (0:11.81)	0:48.60 [2] (0:11.93)	0:36.67 [2] (0:11.55)	0:25.12 [2] (0:11.89)	0:36.67 +2
10	9	CONQUISTADORES Martin Harley	3	64.0 600m	0:11.49 600m	1:37.54 [10] (0:14.24)	1:23.30 [4] (0:11.64)	1:11.66 [5] (0:11.68)	0:59.98 [5] (0:11.67)	0:48.31 [5] (0:11.95)	0:36.36 [5] (0:11.49)	0:24.87 [6] (0:11.72)	0:36.36 -4

Scratched: Tambourine Man (#5)

Report Created: Wed 2 October 2024 17:16 GMT+1 (Note: Timing is based on position data)

Page 1/12

[] Ranking at each section and finish
 -:-:- No data available at this section
 NA No data available

SCN Saddle cloth number
 DNF Did not finish
 DNT Did not track

data processed by TRIPLESDATA



Eagle Farm QLD Professional

Race 5: u&u Recruitment BM65 Handicap - 1600m

02 October 2024 - 16:38



BRISBANE
RACING CLUB

Track Rating: Good 4, Weather: Fine, Rail Position: +9m Entire

Section							200m			Last 600m
Field Times							0:12.31			0:35.68
Rank	TAB	Horse/Jockey	Barrier	Top Speed [km/h]	Fastest Section	Margin			Distance Travelled [m]	
1	4	HOUSTON ROCKET Tahlia Fenlon	11	66.6 400m	0:11.15 400m	0:12.00 [5] (0:12.00)	1:36.20		0:34.49	
2	8	OLD SONG Noel Callow	5	66.5 600m	0:11.30 600m	0:12.01 [7] (0:12.01)	0.25L		0:34.61 +2	
3	10	KAIROS LOUIE Justin Huxtable	7	64.0 600m	0:11.53 600m	0:12.20 [3] (0:12.20)	0.52L		0:35.34 -2	
4	7	HATASU Ryan Maloney	8	64.9 600m	0:11.40 600m	0:12.39 [2] (0:12.39)	1.57L		0:35.27 -1	
5	6	THE IRISH Boris Thornton	9	66.1 400m	0:11.21 400m	0:12.13 [8] (0:12.13)	1.58L		0:34.81 +1	
6	2	MR WANDJI Jake Molloy	4	64.4 1400m	0:11.37 1400m	0:12.70 [1] (0:12.70)	2.29L		0:36.07 -2	
7	11	GLEBE Andrew Mallyon	6	63.8 600m	0:11.45 600m	0:12.60 [4] (0:12.60)	2.93L		0:35.63 +3	
8	3	SECURITY ADVISOR Melea Castle	1	64.2 400m	0:11.53 600m	0:12.37 [10] (0:12.37)	3.43L		0:35.43 -4	
9	1	KOKONOTSU James Orman	10	64.1 Overall	0:11.54 1400m	0:13.23 [6] (0:13.23)	7.32L		0:36.67 +2	
10	9	CONQUISTADORES Martin Harley	3	64.0 600m	0:11.49 600m	0:13.15 [9] (0:13.15)	7.84L		0:36.36 -4	

Scratched: Tambourine Man (#5)

Report Created: Wed 2 October 2024 17:16 GMT+1 (Note: Timing is based on position data)

Page 2/12

[] Ranking at each section and finish
 -:-:- No data available at this section
 NA No data available

SCN Saddle cloth number
 DNF Did not finish
 DNT Did not track

data processed by TRIPLESDATA



Horse/Jockey Name	Houston Rocket
Final Rank	1
Fastest Section Time (Section)	0:11.15 (400m)
Top Speed [km/h] (Section)	66.6 (400m)
Race State	Finished



Eagle Farm QLD Professional

Race 5: u&u Recruitment BM65 Handicap - 1600m

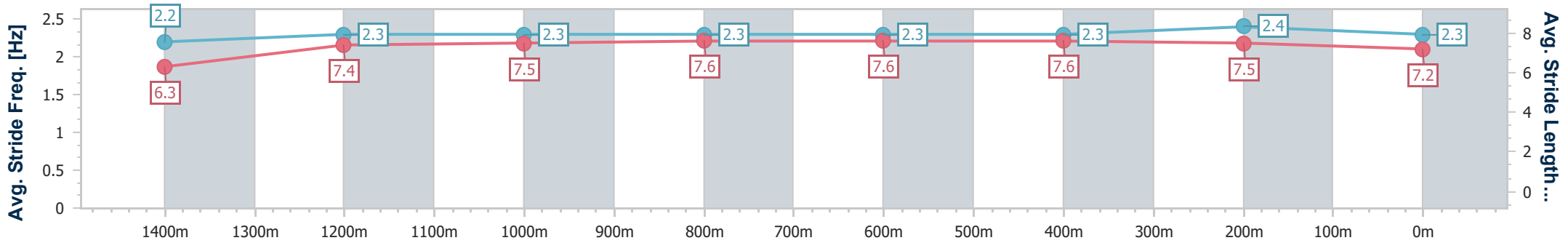
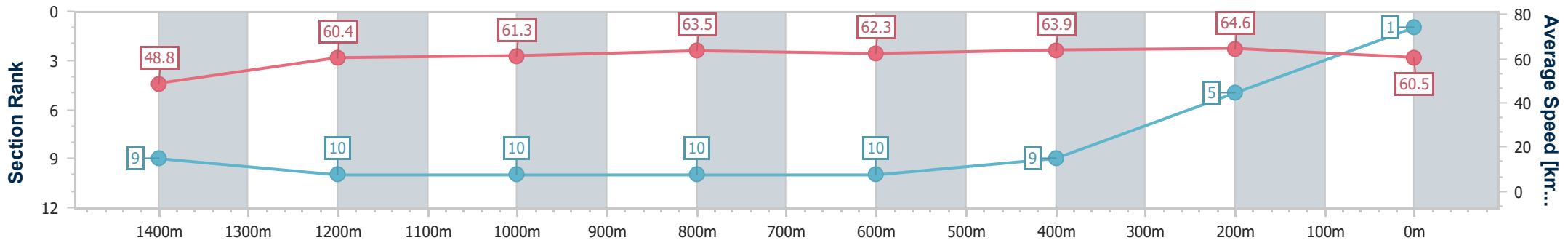
02 October 2024 - 16:38

Track Rating: Good 4, Weather: Fine, Rail Position: +9m Entire



BRISBANE RACING CLUB

Section	Overall	1400m	1200m	1000m	800m	600m	400m	200m
Section Times	1:36.20 [1] (0:14.79)	1:21.41 [9] (0:11.98)	1:09.43 [10] (0:11.75)	0:57.68 [10] (0:11.49)	0:46.19 [10] (0:11.70)	0:34.49 [10] (0:11.34)	0:23.15 [9] (0:11.15)	0:12.00 [5]
Average Speed [km/h]	48.8	60.4	61.3	63.5	62.3	63.9	64.6	60.5
Top Speed [km/h]	58.6	62.1	62.3	64.9	64.5	66.1	66.6	61.9
Avg. Dist. to Rail [m]	9.1	3.3	2.6	2.2	2.5	2.3	5.8	7.5
Avg. Stride Freq. [Hz]	2.2	2.3	2.3	2.3	2.3	2.3	2.4	2.3
Avg. Stride Length [m]	6.3	7.4	7.5	7.6	7.6	7.6	7.5	7.2



- [] Ranking at each section and finish
- .-.- No data available at this section
- NA No data available



Horse/Jockey Name	Old Song
Final Rank	2
Fastest Section Time (Section)	0:11.30 (600m)
Top Speed [km/h] (Section)	66.5 (600m)
Race State	Finished



Eagle Farm QLD Professional

Race 5: u&u Recruitment BM65 Handicap - 1600m

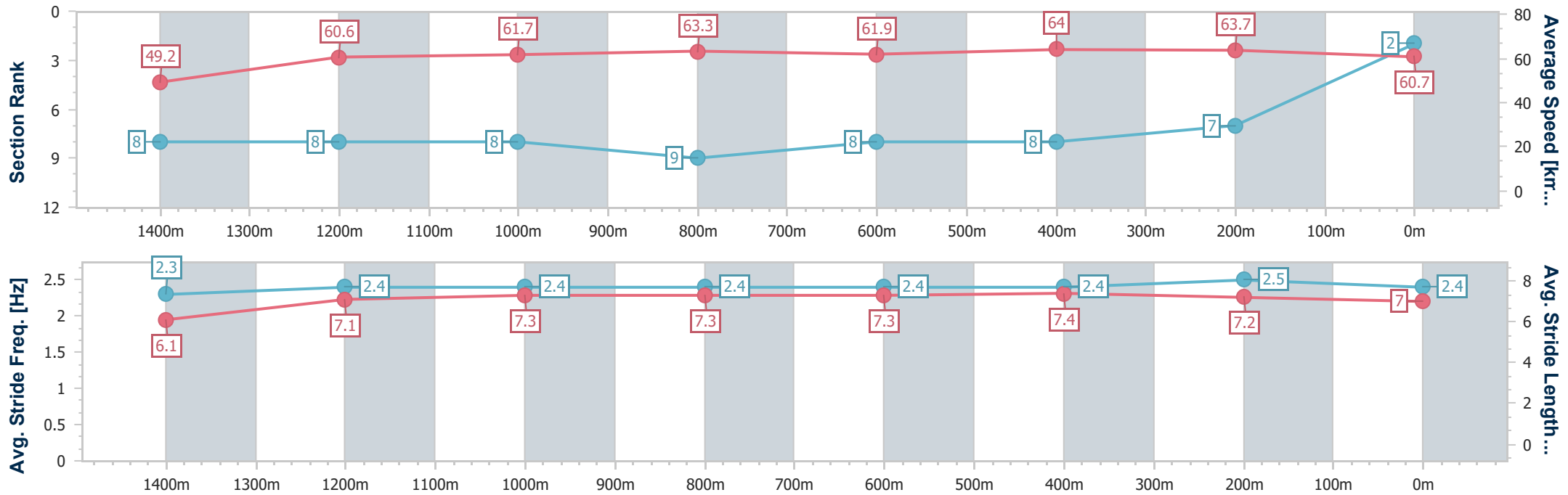
02 October 2024 - 16:38

Track Rating: Good 4, Weather: Fine, Rail Position: +9m Entire



BRISBANE RACING CLUB

Section	Overall	1400m	1200m	1000m	800m	600m	400m	200m
Section Times	1:36.25 [2] (0:14.68)	1:21.57 [8] (0:11.86)	1:09.71 [8] (0:11.74)	0:57.97 [8] (0:11.58)	0:46.39 [9] (0:11.78)	0:34.61 [8] (0:11.30)	0:23.31 [8] (0:11.30)	0:12.01 [7] (0:12.01)
Average Speed [km/h]	49.2	60.6	61.7	63.3	61.9	64.0	63.7	60.7
Top Speed [km/h]	61.0	62.4	62.9	65.4	63.8	66.5	66.3	62.0
Avg. Dist. to Rail [m]	4.6	2.6	2.9	3.7	3.2	1.5	4.4	6.1
Avg. Stride Freq. [Hz]	2.3	2.4	2.4	2.4	2.4	2.4	2.5	2.4
Avg. Stride Length [m]	6.1	7.1	7.3	7.3	7.3	7.4	7.2	7.0



- [] Ranking at each section and finish
- .-.- No data available at this section
- NA No data available



Horse/Jockey Name	Kairos Louie
Final Rank	3
Fastest Section Time (Section)	0:11.53 (600m)
Top Speed [km/h] (Section)	64.0 (600m)
Race State	Finished



Eagle Farm QLD Professional

Race 5: u&u Recruitment BM65 Handicap - 1600m

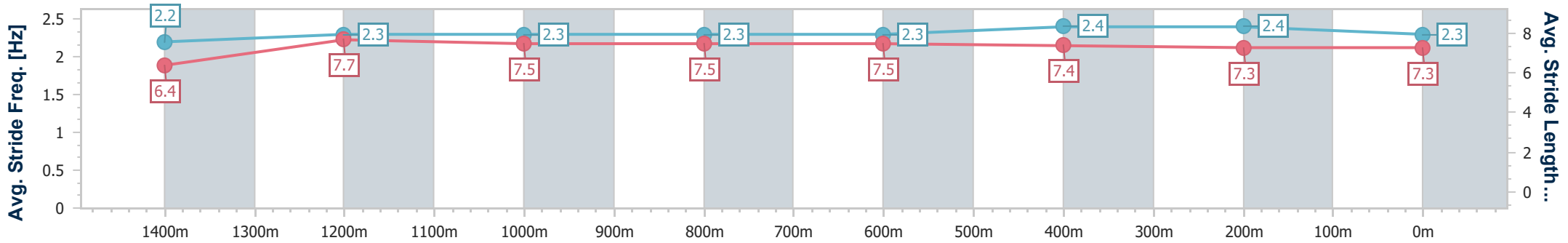
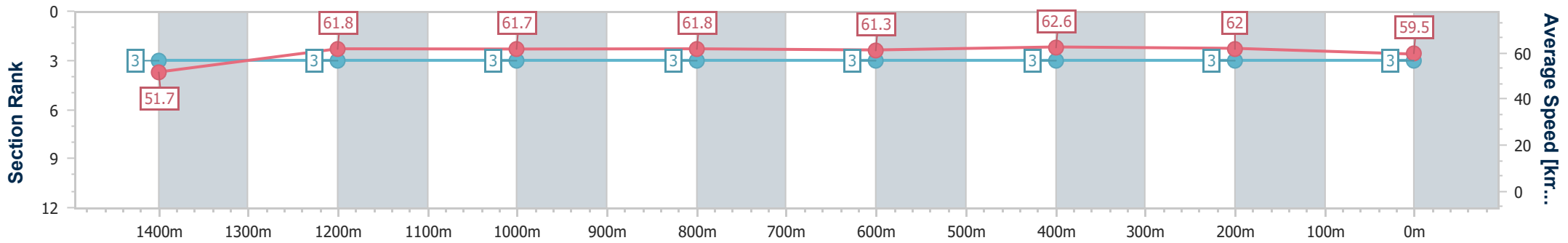
02 October 2024 - 16:38

Track Rating: Good 4, Weather: Fine, Rail Position: +9m Entire



BRISBANE RACING CLUB

Section	Overall	1400m	1200m	1000m	800m	600m	400m	200m
Section Times	1:36.29 [3] (0:14.01)	1:22.28 [3] (0:11.70)	1:10.58 [3] (0:11.68)	0:58.90 [3] (0:11.74)	0:47.16 [3] (0:11.82)	0:35.34 [3] (0:11.53)	0:23.81 [3] (0:11.61)	0:12.20 [3] (0:12.20)
Average Speed [km/h]	51.7	61.8	61.7	61.8	61.3	62.6	62.0	59.5
Top Speed [km/h]	63.2	63.1	62.8	62.8	62.6	64.0	63.6	61.1
Avg. Dist. to Rail [m]	7.6	2.3	1.9	2.3	1.3	0.4	1.1	1.8
Avg. Stride Freq. [Hz]	2.2	2.3	2.3	2.3	2.3	2.4	2.4	2.3
Avg. Stride Length [m]	6.4	7.7	7.5	7.5	7.5	7.4	7.3	7.3



- [] Ranking at each section and finish
- .-.- No data available at this section
- NA No data available



Horse/Jockey Name	Hatasu
Final Rank	4
Fastest Section Time (Section)	0:11.40 (600m)
Top Speed [km/h] (Section)	64.9 (600m)
Race State	Finished



Eagle Farm QLD Professional

Race 5: u&u Recruitment BM65 Handicap - 1600m

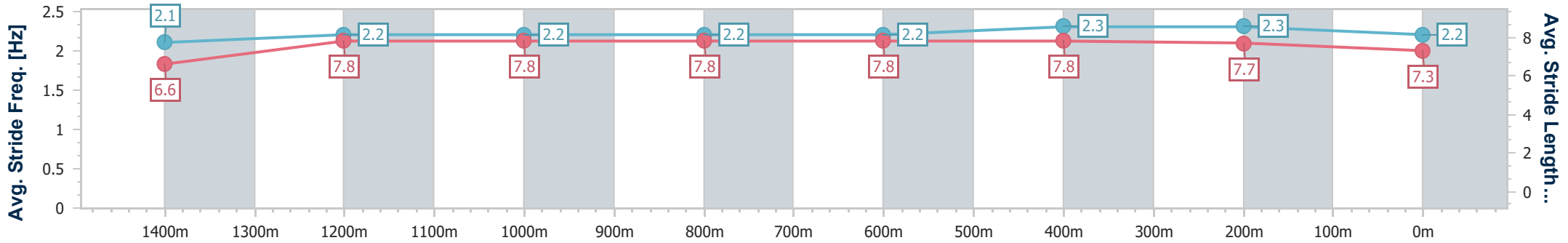
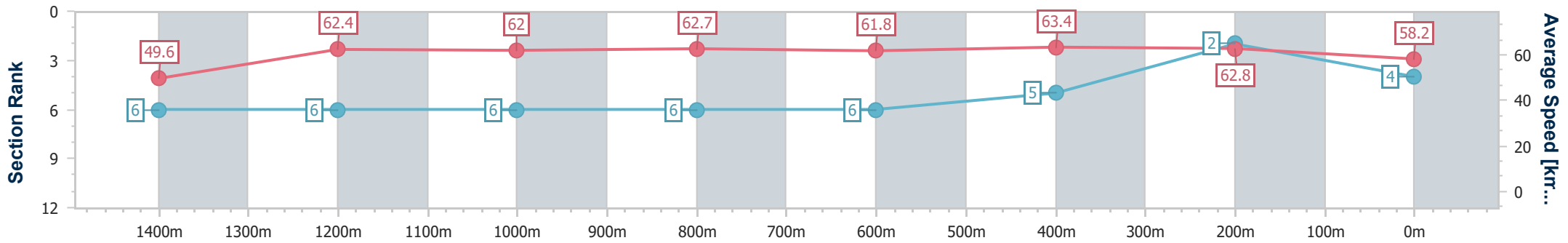
02 October 2024 - 16:38

Track Rating: Good 4, Weather: Fine, Rail Position: +9m Entire



BRISBANE RACING CLUB

Section	Overall	1400m	1200m	1000m	800m	600m	400m	200m
Section Times	1:36.47 [4] (0:14.54)	1:21.93 [6] (0:11.58)	1:10.35 [6] (0:11.61)	0:58.74 [6] (0:11.67)	0:47.07 [6] (0:11.80)	0:35.27 [6] (0:11.40)	0:23.87 [5] (0:11.48)	0:12.39 [2] (0:12.39)
Average Speed [km/h]	49.6	62.4	62.0	62.7	61.8	63.4	62.8	58.2
Top Speed [km/h]	62.9	62.8	63.2	63.8	63.4	64.9	64.4	61.3
Avg. Dist. to Rail [m]	5.7	1.9	1.5	2.9	2.7	1.2	3.4	4.1
Avg. Stride Freq. [Hz]	2.1	2.2	2.2	2.2	2.2	2.3	2.3	2.2
Avg. Stride Length [m]	6.6	7.8	7.8	7.8	7.8	7.8	7.7	7.3



- [] Ranking at each section and finish
- .-.- No data available at this section
- NA No data available



Horse/Jockey Name	The Irish
Final Rank	5
Fastest Section Time (Section)	0:11.21 (400m)
Top Speed [km/h] (Section)	66.1 (400m)
Race State	Finished



Eagle Farm QLD Professional

Race 5: u&u Recruitment BM65 Handicap - 1600m

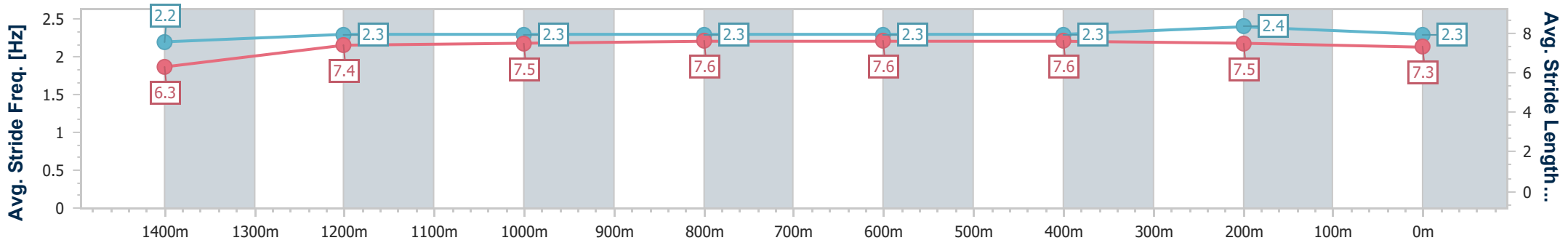
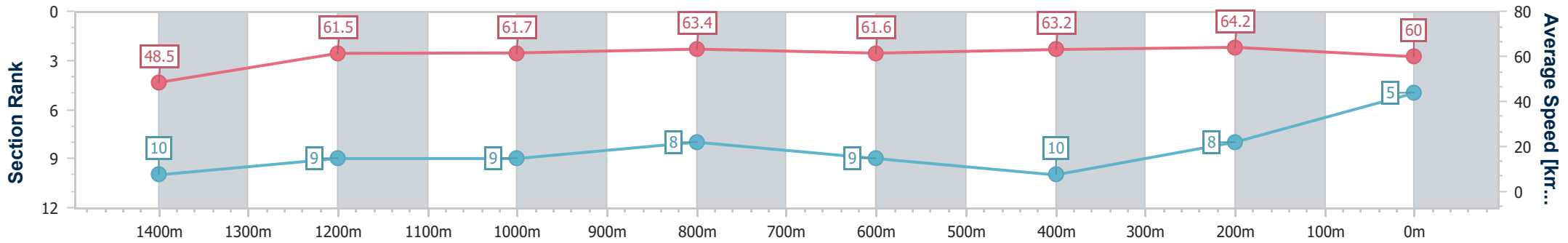
02 October 2024 - 16:38

Track Rating: Good 4, Weather: Fine, Rail Position: +9m Entire



BRISBANE RACING CLUB

Section	Overall	1400m	1200m	1000m	800m	600m	400m	200m
Section Times	1:36.47 [5] (0:14.89)	1:21.58 [10] (0:11.74)	1:09.84 [9] (0:11.65)	0:58.19 [9] (0:11.53)	0:46.66 [8] (0:11.85)	0:34.81 [9] (0:11.47)	0:23.34 [10] (0:11.21)	0:12.13 [8] (0:12.13)
Average Speed [km/h]	48.5	61.5	61.7	63.4	61.6	63.2	64.2	60.0
Top Speed [km/h]	60.8	62.5	62.8	64.8	64.7	65.5	66.1	61.5
Avg. Dist. to Rail [m]	8.0	1.8	1.8	2.8	2.8	1.6	3.0	2.5
Avg. Stride Freq. [Hz]	2.2	2.3	2.3	2.3	2.3	2.3	2.4	2.3
Avg. Stride Length [m]	6.3	7.4	7.5	7.6	7.6	7.6	7.5	7.3



- [] Ranking at each section and finish
- .-.-.- No data available at this section
- NA No data available



Horse/Jockey Name	Mr Wandji
Final Rank	6
Fastest Section Time (Section)	0:11.37 (1400m)
Top Speed [km/h] (Section)	64.4 (1400m)
Race State	Finished



Eagle Farm QLD Professional

Race 5: u&u Recruitment BM65 Handicap - 1600m

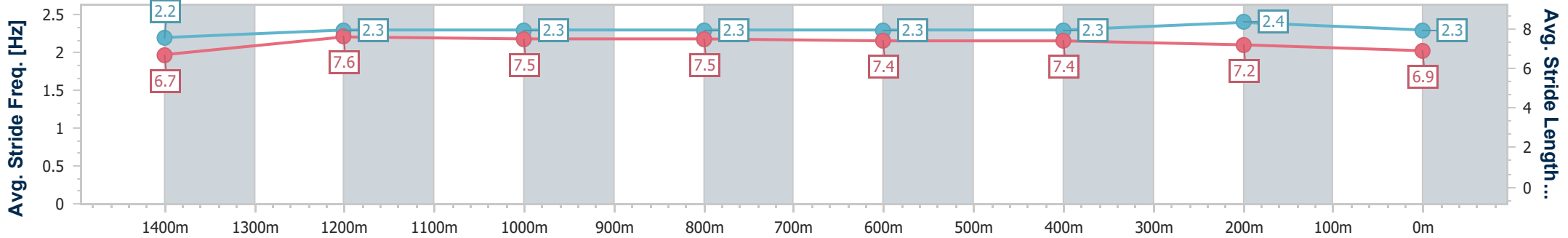
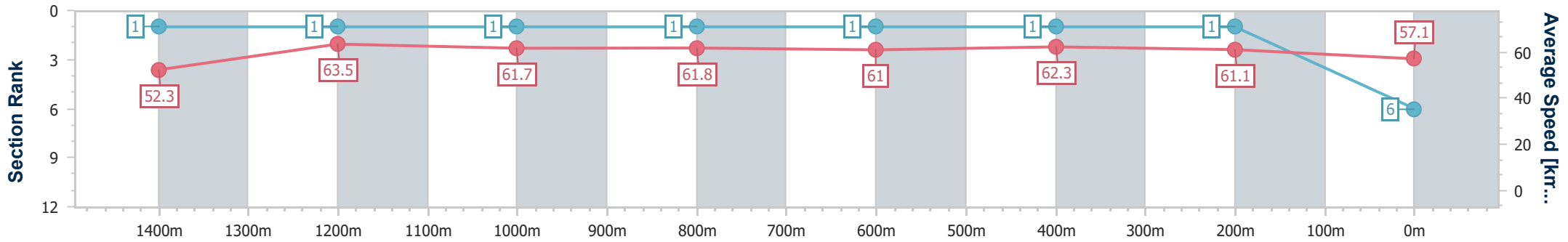
02 October 2024 - 16:38

Track Rating: Good 4, Weather: Fine, Rail Position: +9m Entire



BRISBANE RACING CLUB

Section	Overall	1400m	1200m	1000m	800m	600m	400m	200m
Section Times	1:36.59 [6] (0:13.79)	1:22.80 [1] (0:11.37)	1:11.43 [1] (0:11.64)	0:59.79 [1] (0:11.81)	0:47.98 [1] (0:11.91)	0:36.07 [1] (0:11.60)	0:24.47 [1] (0:11.77)	0:12.70 [1] (0:12.70)
Average Speed [km/h]	52.3	63.5	61.7	61.8	61.0	62.3	61.1	57.1
Top Speed [km/h]	64.2	64.4	62.6	62.4	61.6	64.3	63.0	59.7
Avg. Dist. to Rail [m]	4.9	0.7	1.1	2.1	2.1	0.7	1.3	1.2
Avg. Stride Freq. [Hz]	2.2	2.3	2.3	2.3	2.3	2.3	2.4	2.3
Avg. Stride Length [m]	6.7	7.6	7.5	7.5	7.4	7.4	7.2	6.9



- [] Ranking at each section and finish
- .-.- No data available at this section
- NA No data available



Horse/Jockey Name	Glebe
Final Rank	7
Fastest Section Time (Section)	0:11.45 (600m)
Top Speed [km/h] (Section)	63.8 (600m)
Race State	Finished



Eagle Farm QLD Professional

Race 5: u&u Recruitment BM65 Handicap - 1600m

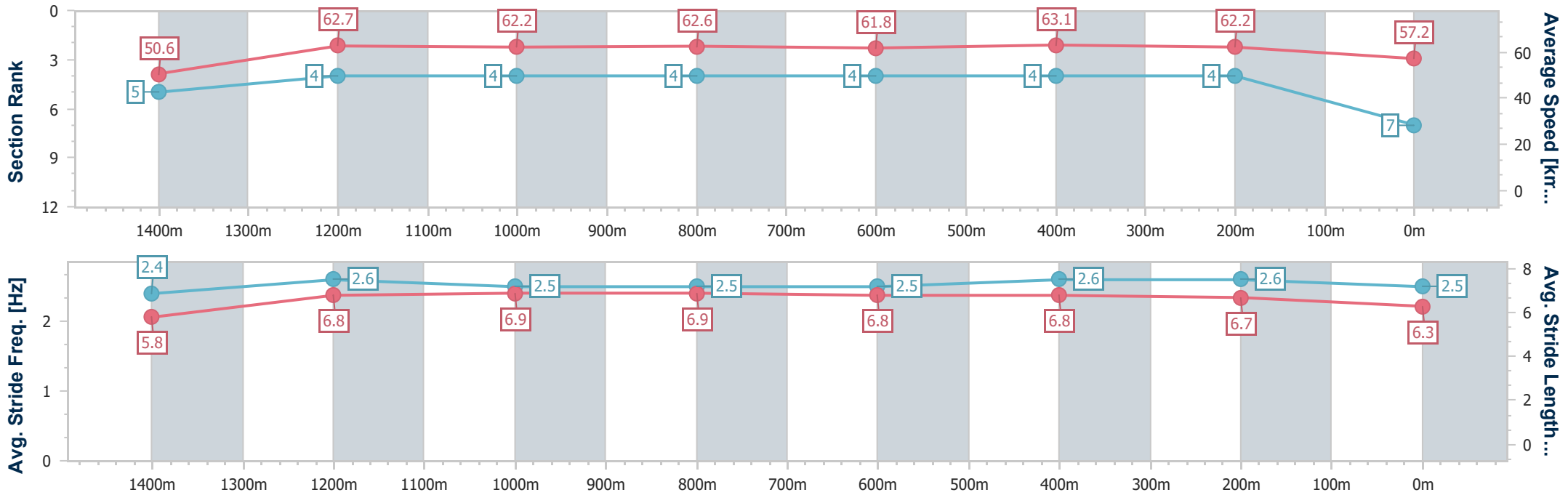
02 October 2024 - 16:38

Track Rating: Good 4, Weather: Fine, Rail Position: +9m Entire



BRISBANE RACING CLUB

Section	Overall	1400m	1200m	1000m	800m	600m	400m	200m
Section Times	1:36.70 [7] (0:14.30)	1:22.40 [5] (0:11.48)	1:10.92 [4] (0:11.61)	0:59.31 [4] (0:11.80)	0:47.51 [4] (0:11.88)	0:35.63 [4] (0:11.45)	0:24.18 [4] (0:11.58)	0:12.60 [4] (0:12.60)
Average Speed [km/h]	50.6	62.7	62.2	62.6	61.8	63.1	62.2	57.2
Top Speed [km/h]	63.2	63.5	62.9	63.2	63.1	63.8	63.8	60.3
Avg. Dist. to Rail [m]	6.0	2.6	3.5	5.2	4.1	0.8	1.4	3.4
Avg. Stride Freq. [Hz]	2.4	2.6	2.5	2.5	2.5	2.6	2.6	2.5
Avg. Stride Length [m]	5.8	6.8	6.9	6.9	6.8	6.8	6.7	6.3



- [] Ranking at each section and finish
- .-.- No data available at this section
- NA No data available



Horse/Jockey Name	Security Advisor
Final Rank	8
Fastest Section Time (Section)	0:11.53 (600m)
Top Speed [km/h] (Section)	64.2 (400m)
Race State	Finished



Eagle Farm QLD Professional

Race 5: u&u Recruitment BM65 Handicap - 1600m

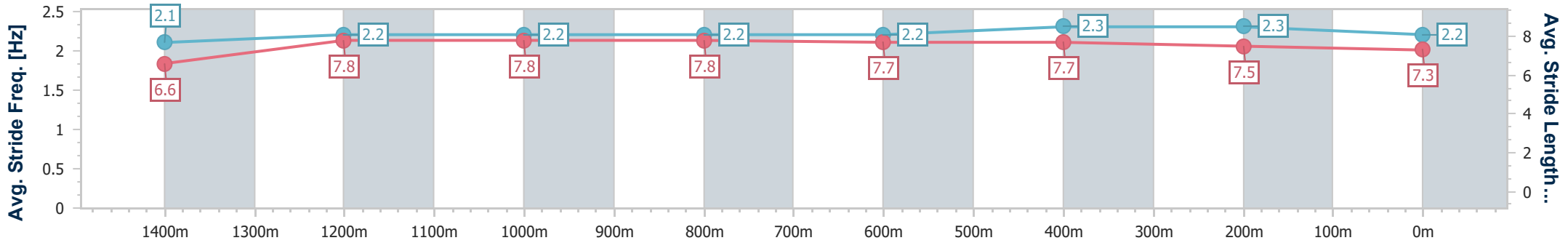
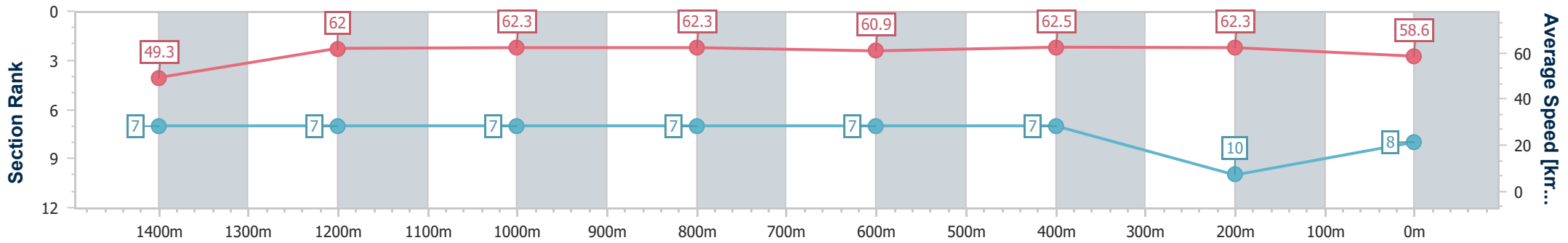
02 October 2024 - 16:38

Track Rating: Good 4, Weather: Fine, Rail Position: +9m Entire



BRISBANE RACING CLUB

Section	Overall	1400m	1200m	1000m	800m	600m	400m	200m
Section Times	1:36.79 [8] (0:14.64)	1:22.15 [7] (0:11.57)	1:10.58 [7] (0:11.61)	0:58.97 [7] (0:11.58)	0:47.39 [7] (0:11.96)	0:35.43 [7] (0:11.53)	0:23.90 [7] (0:11.53)	0:12.37 [10] (0:12.37)
Average Speed [km/h]	49.3	62.0	62.3	62.3	60.9	62.5	62.3	58.6
Top Speed [km/h]	62.0	63.8	63.6	63.7	62.1	64.0	64.2	60.6
Avg. Dist. to Rail [m]	2.8	1.4	1.1	1.4	1.7	0.5	1.5	1.1
Avg. Stride Freq. [Hz]	2.1	2.2	2.2	2.2	2.2	2.3	2.3	2.2
Avg. Stride Length [m]	6.6	7.8	7.8	7.8	7.7	7.7	7.5	7.3



- [] Ranking at each section and finish
- .-.-.- No data available at this section
- NA No data available



Horse/Jockey Name	Kokonotsu
Final Rank	9
Fastest Section Time (Section)	0:11.54 (1400m)
Top Speed [km/h] (Section)	64.1 (Overall)
Race State	Finished



Eagle Farm QLD Professional

Race 5: u&u Recruitment BM65 Handicap - 1600m

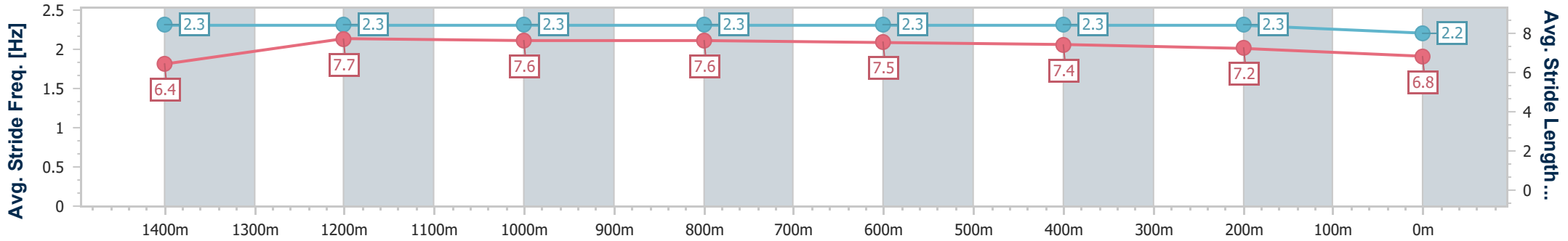
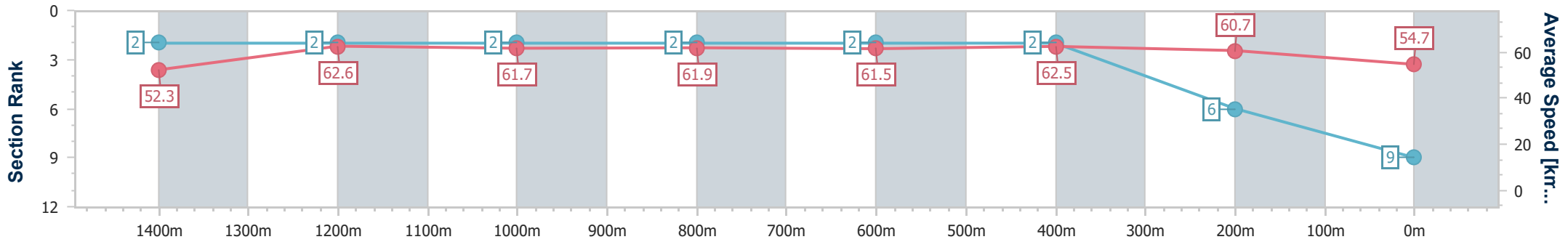
02 October 2024 - 16:38

Track Rating: Good 4, Weather: Fine, Rail Position: +9m Entire



BRISBANE RACING CLUB

Section	Overall	1400m	1200m	1000m	800m	600m	400m	200m
Section Times	1:37.45 [9] (0:13.82)	1:23.63 [2] (0:11.54)	1:12.09 [2] (0:11.68)	1:00.41 [2] (0:11.81)	0:48.60 [2] (0:11.93)	0:36.67 [2] (0:11.55)	0:25.12 [2] (0:11.89)	0:13.23 [6] (0:13.23)
Average Speed [km/h]	52.3	62.6	61.7	61.9	61.5	62.5	60.7	54.7
Top Speed [km/h]	64.1	63.8	62.7	62.9	62.0	63.6	62.5	57.9
Avg. Dist. to Rail [m]	8.3	3.0	2.8	3.8	3.1	1.1	1.9	3.2
Avg. Stride Freq. [Hz]	2.3	2.3	2.3	2.3	2.3	2.3	2.3	2.2
Avg. Stride Length [m]	6.4	7.7	7.6	7.6	7.5	7.4	7.2	6.8



- [] Ranking at each section and finish
- .-.- No data available at this section
- NA No data available



Horse/Jockey Name	Conquistadores
Final Rank	10
Fastest Section Time (Section)	0:11.49 (600m)
Top Speed [km/h] (Section)	64.0 (600m)
Race State	Finished



Eagle Farm QLD Professional

Race 5: u&u Recruitment BM65 Handicap - 1600m

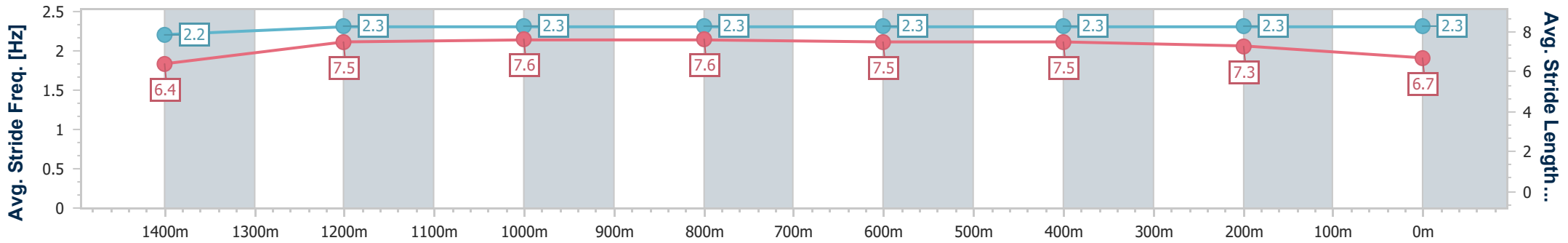
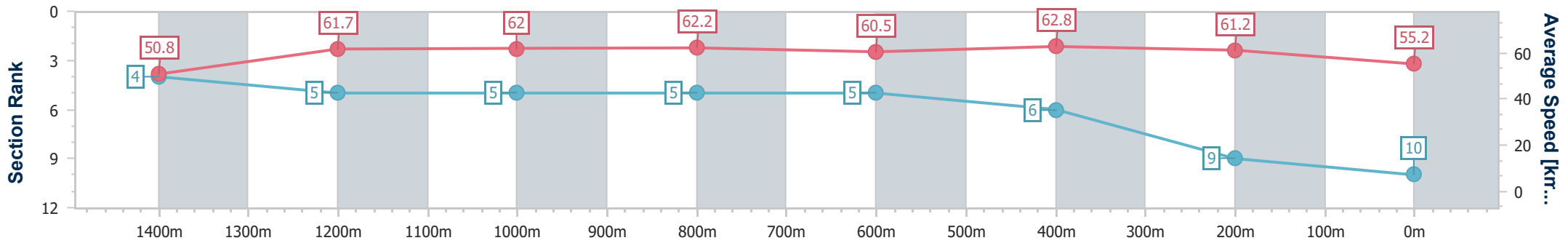
02 October 2024 - 16:38

Track Rating: Good 4, Weather: Fine, Rail Position: +9m Entire



BRISBANE RACING CLUB

Section	Overall	1400m	1200m	1000m	800m	600m	400m	200m
Section Times	1:37.54 [10] (0:14.24)	1:23.30 [4] (0:11.64)	1:11.66 [5] (0:11.68)	0:59.98 [5] (0:11.67)	0:48.31 [5] (0:11.95)	0:36.36 [5] (0:11.49)	0:24.87 [6] (0:11.72)	0:13.15 [9] (0:13.15)
Average Speed [km/h]	50.8	61.7	62.0	62.2	60.5	62.8	61.2	55.2
Top Speed [km/h]	61.9	62.7	62.5	63.0	61.6	64.0	63.0	59.1
Avg. Dist. to Rail [m]	3.5	1.1	1.3	1.8	2.0	0.6	1.0	1.2
Avg. Stride Freq. [Hz]	2.2	2.3	2.3	2.3	2.3	2.3	2.3	2.3
Avg. Stride Length [m]	6.4	7.5	7.6	7.6	7.5	7.5	7.3	6.7



- [] Ranking at each section and finish
- .-.- No data available at this section
- NA No data available