



Eagle Farm QLD Professional
Race 1: Spring Carnival Book Now QTIS Three-Years-Old Maiden Plate - 1600m
02 October 2024 - 14:19



BRISBANE
RACING CLUB

Track Rating: Good 4, Weather: Fine, Rail Position: +9m Entire

Section														
Field Times	Overall	1400m	1200m	1000m	800m	600m	400m	Last 600m						
	1:37.37 (0:13.64)	1:23.73 (0:10.84)	1:12.89 (0:11.74)	1:01.15 (0:12.54)	0:48.61 (0:12.44)	0:36.17 (0:11.78)	0:24.39 (0:11.96)	0:36.17						
Rank	TAB	Horse/Jockey	Barrier	Top Speed [km/h]	Fastest Section								Distance Travelled [m]	
1	10	MISTING Angela Jones	6	65.9 1400m	0:11.23 1400m	1:37.37 [1] (0:14.32)	1:23.05 [9] (0:11.23)	1:11.82 [9] (0:11.82)	1:00.00 [9] (0:12.26)	0:47.74 [9] (0:12.39)	0:35.35 [9] (0:11.80)	0:23.55 [8] (0:11.37)	0:35.35	
2	8	CHAMPAGNE ROUGE Justin Huxtable	8	67.4 1400m	0:10.92 1400m	1:37.69 [2] (0:13.65)	1:24.04 [2] (0:10.92)	1:13.12 [2] (0:11.78)	1:01.34 [2] (0:12.42)	0:48.92 [2] (0:12.53)	0:36.39 [2] (0:11.77)	0:24.62 [2] (0:11.87)	0:36.39	-1
3	6	STAPLETON Jag Guthmann-Chester	2	67.6 Overall	0:11.08 1400m	1:37.81 [3] (0:13.69)	1:24.12 [3] (0:11.08)	1:13.04 [4] (0:11.89)	1:01.15 [4] (0:12.40)	0:48.75 [4] (0:12.46)	0:36.29 [3] (0:11.91)	0:24.38 [4] (0:11.89)	0:36.29	-2
4	5	SAVANNAH GANGSTER Cody Collis	7	66.7 1400m	0:11.10 1400m	1:37.91 [4] (0:13.73)	1:24.18 [5] (0:11.10)	1:13.08 [5] (0:11.86)	1:01.22 [5] (0:12.34)	0:48.88 [3] (0:12.55)	0:36.33 [4] (0:11.90)	0:24.43 [5] (0:11.83)	0:36.33	+4
5	2	BETTER DRAW Ryan Maloney	1	66.4 Overall	0:11.01 1400m	1:37.94 [5] (0:13.69)	1:24.25 [4] (0:11.01)	1:13.24 [3] (0:11.89)	1:01.35 [3] (0:12.48)	0:48.87 [5] (0:12.52)	0:36.35 [5] (0:11.57)	0:24.78 [3] (0:11.86)	0:36.35	-6
6	9	MAD ANA Rikki Jamieson	3	64.8 1400m	0:11.23 1400m	1:38.08 [6] (0:14.01)	1:24.07 [7] (0:11.23)	1:12.84 [8] (0:11.85)	1:00.99 [7] (0:12.24)	0:48.75 [7] (0:12.57)	0:36.18 [7] (0:11.76)	0:24.42 [7] (0:11.75)	0:36.18	-5
7	4	CAPTAIN GOOD VIBES Nikita Beriman	4	66.4 1400m	0:11.14 1400m	1:38.15 [7] (0:13.79)	1:24.36 [6] (0:11.14)	1:13.22 [6] (0:11.87)	1:01.35 [6] (0:12.41)	0:48.94 [6] (0:12.70)	0:36.24 [8] (0:12.04)	0:24.20 [9] (0:11.80)	0:36.24	+0
8	1	BELMONT PARK James Orman	5	65.5 1400m	0:11.18 1400m	1:38.18 [8] (0:14.03)	1:24.15 [8] (0:11.18)	1:12.97 [7] (0:11.89)	1:01.08 [8] (0:12.39)	0:48.69 [8] (0:12.28)	0:36.41 [6] (0:11.88)	0:24.53 [6] (0:11.67)	0:36.41	+2
9	7	UNEGA WAHY'A Marnu Potgieter	9	67.7 1400m	0:10.84 1400m	1:39.13 [9] (0:13.64)	1:25.49 [1] (0:10.84)	1:14.65 [1] (0:11.74)	1:02.91 [1] (0:12.54)	0:50.37 [1] (0:12.44)	0:37.93 [1] (0:11.78)	0:26.15 [1] (0:12.30)	0:37.93	-5

Scratched: Call Sign (#3)

[] Ranking at each section and finish
 -:-:- No data available at this section
 NA No data available

SCN Saddle cloth number
 DNF Did not finish
 DNT Did not track



Eagle Farm QLD Professional

Race 1: Spring Carnival Book Now QTIS Three-Years-Old Maiden Plate - 1600m

02 October 2024 - 14:19



BRISBANE
RACING CLUB

Track Rating: Good 4, Weather: Fine, Rail Position: +9m Entire

Section							200m			Last 600m
Field Times							0:12.43 (0:12.43)			0:36.17
Rank	TAB	Horse/Jockey	Barrier	Top Speed [km/h]	Fastest Section	Margin			Distance Travelled [m]	
1	10	MISTING Angela Jones	6	65.9 1400m	0:11.23 1400m	0:12.18 [3] (0:12.18)	1:37.37		0:35.35	
2	8	CHAMPAGNE ROUGE Justin Huxtable	8	67.4 1400m	0:10.92 1400m	0:12.75 [1] (0:12.75)	1.87L		0:36.39 -1	
3	6	STAPLETON Jag Guthmann-Chester	2	67.6 Overall	0:11.08 1400m	0:12.49 [7] (0:12.49)	2.58L		0:36.29 -2	
4	5	SAVANNAH GANGSTER Cody Collis	7	66.7 1400m	0:11.10 1400m	0:12.60 [5] (0:12.60)	3.22L		0:36.33 +4	
5	2	BETTER DRAW Ryan Maloney	1	66.4 Overall	0:11.01 1400m	0:12.92 [2] (0:12.92)	3.35L		0:36.35 -6	
6	9	MAD ANA Rikki Jamieson	3	64.8 1400m	0:11.23 1400m	0:12.67 [8] (0:12.67)	4.21L		0:36.18 -5	
7	4	CAPTAIN GOOD VIBES Nikita Beriman	4	66.4 1400m	0:11.14 1400m	0:12.40 [9] (0:12.40)	4.6L		0:36.24 +0	
8	1	BELMONT PARK James Orman	5	65.5 1400m	0:11.18 1400m	0:12.86 [6] (0:12.86)	4.76L		0:36.41 +2	
9	7	UNEGA WAHY'A Marnu Potgieter	9	67.7 1400m	0:10.84 1400m	0:13.85 [4] (0:13.85)	10.4L		0:37.93 -5	

Scratched: Call Sign (#3)



Horse/Jockey Name	Misting
Final Rank	1
Fastest Section Time (Section)	0:11.23 (1400m)
Top Speed [km/h] (Section)	65.9 (1400m)
Race State	Finished



Eagle Farm QLD Professional
Race 1: Spring Carnival Book Now QTIS Three-Years-Old
Maiden Plate - 1600m

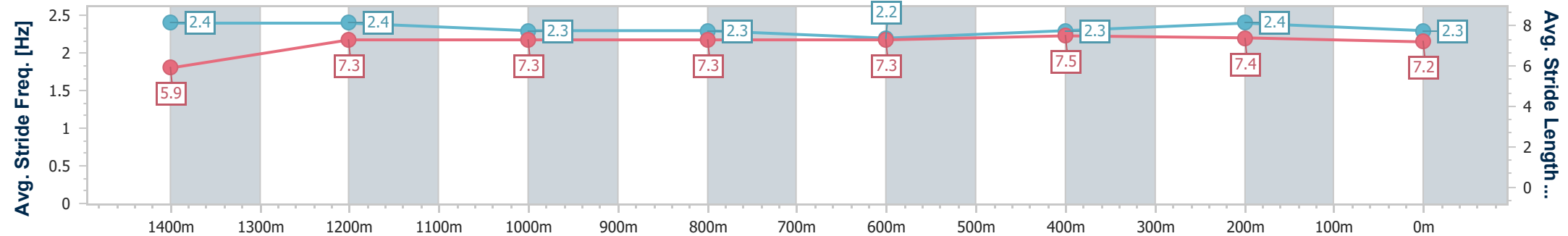
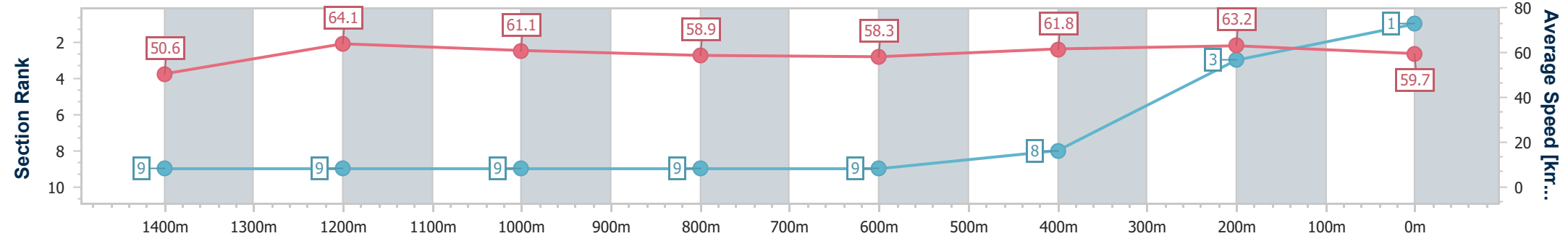
02 October 2024 - 14:19

Track Rating: Good 4, Weather: Fine, Rail Position: +9m Entire



BRISBANE
RACING CLUB

Section	Overall	1400m	1200m	1000m	800m	600m	400m	200m						
Section Times	1:37.37 [1] (0:14.32)	1:23.05 [9] (0:11.23)	1:11.82 [9] (0:11.82)	1:00.00 [9] (0:12.26)	0:47.74 [9] (0:12.39)	0:35.35 [9] (0:11.80)	0:23.55 [8] (0:11.37)	0:12.18 [3] (0:12.18)						
Average Speed [km/h]	50.6	64.1	61.1	58.9	58.3	61.8	63.2	59.7						
Top Speed [km/h]	65.7	65.9	65.5	59.9	60.0	63.3	64.1	62.4						
Avg. Dist. to Rail [m]	8.1	2.6	1.7	0.8	0.3	2.9	6.9	4.1						
Avg. Stride Freq. [Hz]	2.4	2.4	2.3	2.3	2.2	2.3	2.4	2.3						
Avg. Stride Length [m]	5.9	7.3	7.3	7.3	7.3	7.5	7.4	7.2						



- [] Ranking at each section and finish
- .-.- No data available at this section
- NA No data available



Horse/Jockey Name	Champagne Rouge
Final Rank	2
Fastest Section Time (Section)	0:10.92 (1400m)
Top Speed [km/h] (Section)	67.4 (1400m)
Race State	Finished



Eagle Farm QLD Professional
Race 1: Spring Carnival Book Now QTIS Three-Years-Old
Maiden Plate - 1600m

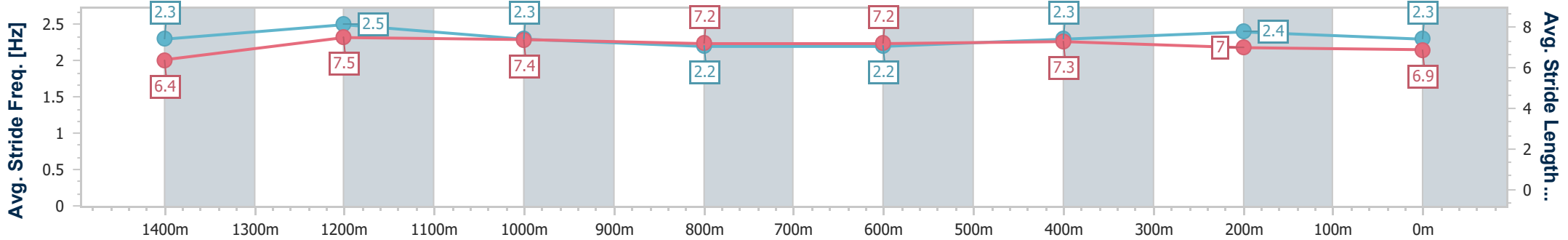
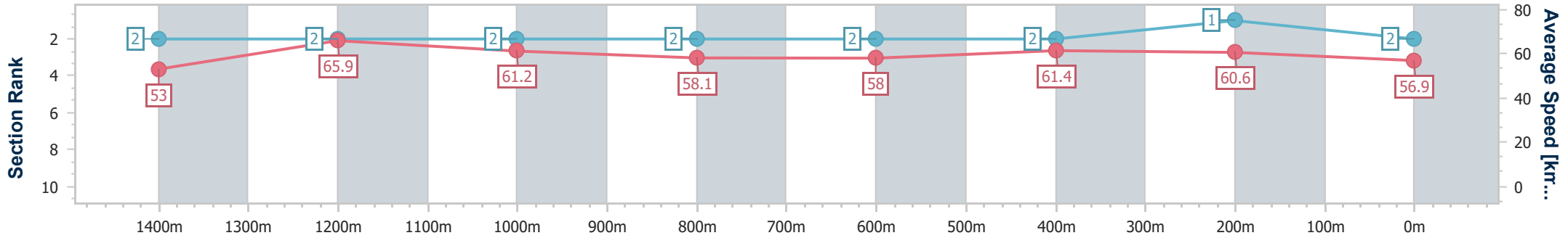
02 October 2024 - 14:19

Track Rating: Good 4, Weather: Fine, Rail Position: +9m Entire



BRISBANE
RACING CLUB

Section	Overall	1400m	1200m	1000m	800m	600m	400m	200m
Section Times	1:37.69 [2] (0:13.65)	1:24.04 [2] (0:10.92)	1:13.12 [2] (0:11.78)	1:01.34 [2] (0:12.42)	0:48.92 [2] (0:12.53)	0:36.39 [2] (0:11.77)	0:24.62 [2] (0:11.87)	0:12.75 [1] (0:12.75)
Average Speed [km/h]	53.0	65.9	61.2	58.1	58.0	61.4	60.6	56.9
Top Speed [km/h]	66.3	67.4	63.0	59.1	60.1	62.5	62.6	59.9
Avg. Dist. to Rail [m]	9.5	1.9	0.5	0.7	1.4	1.2	4.0	2.3
Avg. Stride Freq. [Hz]	2.3	2.5	2.3	2.2	2.2	2.3	2.4	2.3
Avg. Stride Length [m]	6.4	7.5	7.4	7.2	7.2	7.3	7.0	6.9



- [] Ranking at each section and finish
- .-.- No data available at this section
- NA No data available



Horse/Jockey Name	Stapleton
Final Rank	3
Fastest Section Time (Section)	0:11.08 (1400m)
Top Speed [km/h] (Section)	67.6 (Overall)
Race State	Finished



Eagle Farm QLD Professional
Race 1: Spring Carnival Book Now QTIS Three-Years-Old
Maiden Plate - 1600m

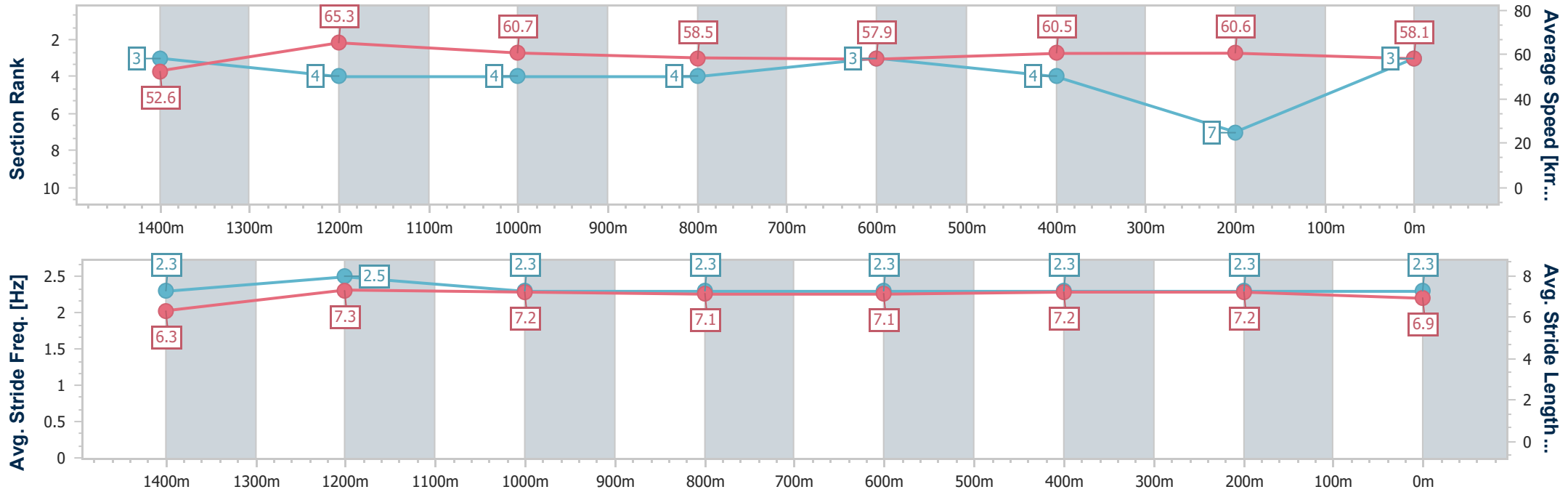
02 October 2024 - 14:19

Track Rating: Good 4, Weather: Fine, Rail Position: +9m Entire



BRISBANE
RACING CLUB

Section	Overall	1400m	1200m	1000m	800m	600m	400m	200m
Section Times	1:37.81 [3] (0:13.69)	1:24.12 [3] (0:11.08)	1:13.04 [4] (0:11.89)	1:01.15 [4] (0:12.40)	0:48.75 [4] (0:12.46)	0:36.29 [3] (0:11.91)	0:24.38 [4] (0:11.89)	0:12.49 [7] (0:12.49)
Average Speed [km/h]	52.6	65.3	60.7	58.5	57.9	60.5	60.6	58.1
Top Speed [km/h]	67.6	67.6	64.3	59.7	60.0	61.5	61.5	59.9
Avg. Dist. to Rail [m]	4.8	2.4	3.0	2.0	0.5	0.7	1.9	2.3
Avg. Stride Freq. [Hz]	2.3	2.5	2.3	2.3	2.3	2.3	2.3	2.3
Avg. Stride Length [m]	6.3	7.3	7.2	7.1	7.1	7.2	7.2	6.9



- [] Ranking at each section and finish
- .-.- No data available at this section
- NA No data available



Horse/Jockey Name	Savannah Gangster
Final Rank	4
Fastest Section Time (Section)	0:11.10 (1400m)
Top Speed [km/h] (Section)	66.7 (1400m)
Race State	Finished



Eagle Farm QLD Professional
Race 1: Spring Carnival Book Now QTIS Three-Years-Old
Maiden Plate - 1600m

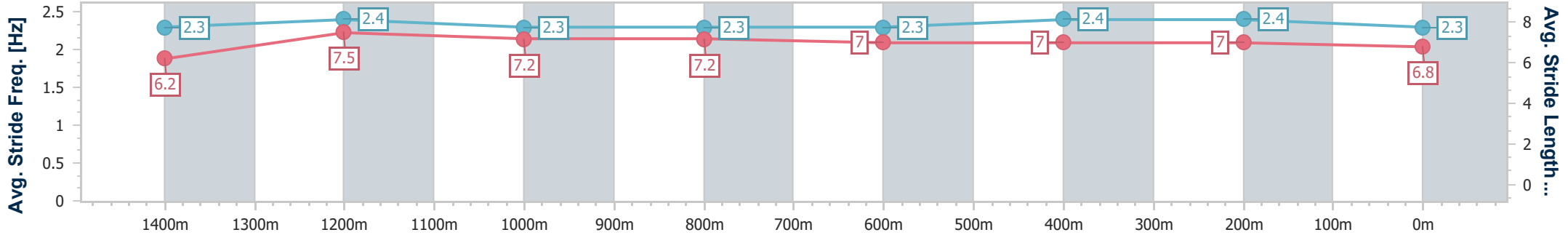
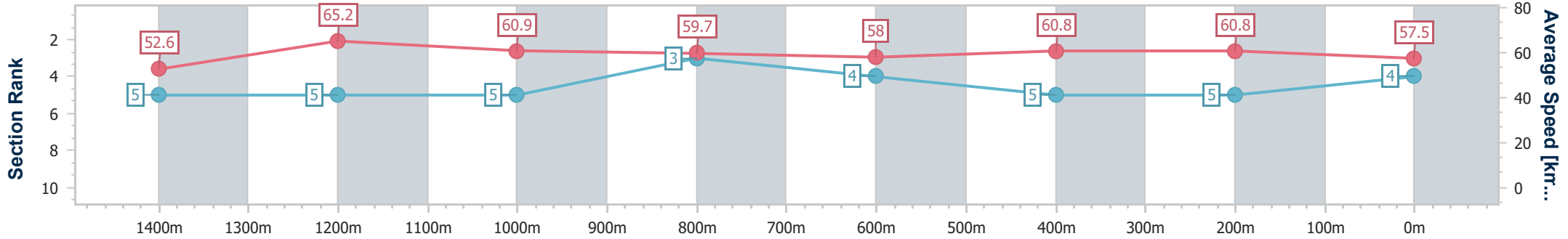
02 October 2024 - 14:19

Track Rating: Good 4, Weather: Fine, Rail Position: +9m Entire



BRISBANE
RACING CLUB

Section	Overall	1400m	1200m	1000m	800m	600m	400m	200m
Section Times	1:37.91 [4] (0:13.73)	1:24.18 [5] (0:11.10)	1:13.08 [5] (0:11.86)	1:01.22 [5] (0:12.34)	0:48.88 [3] (0:12.55)	0:36.33 [4] (0:11.90)	0:24.43 [5] (0:11.83)	0:12.60 [5] (0:12.60)
Average Speed [km/h]	52.6	65.2	60.9	59.7	58.0	60.8	60.8	57.5
Top Speed [km/h]	65.8	66.7	64.1	61.9	59.4	61.2	61.5	60.3
Avg. Dist. to Rail [m]	8.3	4.8	5.7	4.1	2.8	0.6	2.6	4.3
Avg. Stride Freq. [Hz]	2.3	2.4	2.3	2.3	2.3	2.4	2.4	2.3
Avg. Stride Length [m]	6.2	7.5	7.2	7.2	7.0	7.0	7.0	6.8



- [] Ranking at each section and finish
- .-.- No data available at this section
- NA No data available



Horse/Jockey Name	Better Draw
Final Rank	5
Fastest Section Time (Section)	0:11.01 (1400m)
Top Speed [km/h] (Section)	66.4 (Overall)
Race State	Finished



Eagle Farm QLD Professional
Race 1: Spring Carnival Book Now QTIS Three-Years-Old
Maiden Plate - 1600m

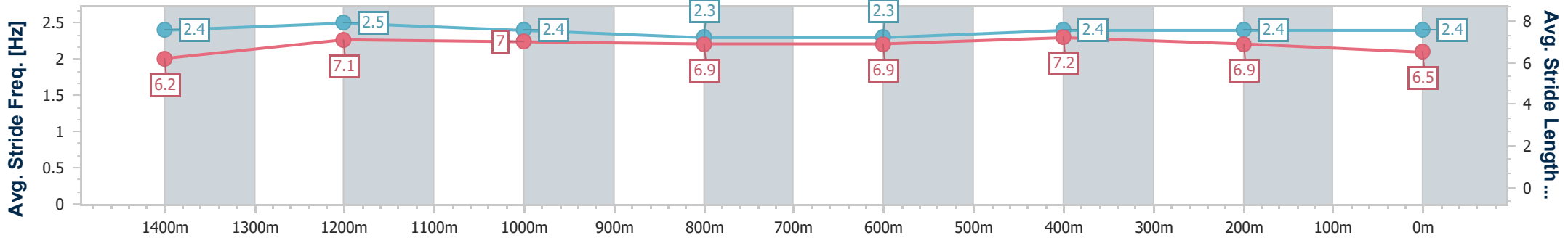
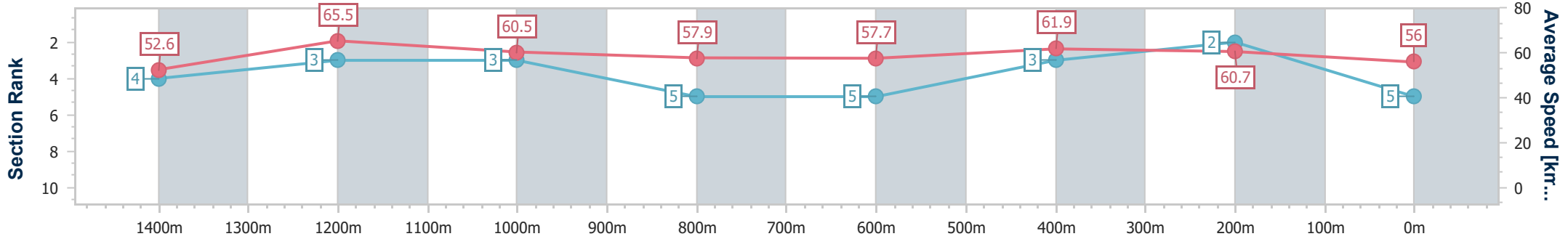
02 October 2024 - 14:19

Track Rating: Good 4, Weather: Fine, Rail Position: +9m Entire



BRISBANE
RACING CLUB

Section	Overall	1400m	1200m	1000m	800m	600m	400m	200m
Section Times	1:37.94 [5] (0:13.69)	1:24.25 [4] (0:11.01)	1:13.24 [3] (0:11.89)	1:01.35 [3] (0:12.48)	0:48.87 [5] (0:12.52)	0:36.35 [5] (0:11.57)	0:24.78 [3] (0:11.86)	0:12.92 [2] (0:12.92)
Average Speed [km/h]	52.6	65.5	60.5	57.9	57.7	61.9	60.7	56.0
Top Speed [km/h]	66.4	66.2	63.7	60.3	60.7	63.2	63.0	58.6
Avg. Dist. to Rail [m]	2.2	0.6	0.3	0.9	0.7	1.1	0.9	1.1
Avg. Stride Freq. [Hz]	2.4	2.5	2.4	2.3	2.3	2.4	2.4	2.4
Avg. Stride Length [m]	6.2	7.1	7.0	6.9	6.9	7.2	6.9	6.5



- [] Ranking at each section and finish
- .-.- No data available at this section
- NA No data available



Horse/Jockey Name	Mad Ana
Final Rank	6
Fastest Section Time (Section)	0:11.23 (1400m)
Top Speed [km/h] (Section)	64.8 (1400m)
Race State	Finished



Eagle Farm QLD Professional
 Race 1: Spring Carnival Book Now QTIS Three-Years-Old
 Maiden Plate - 1600m

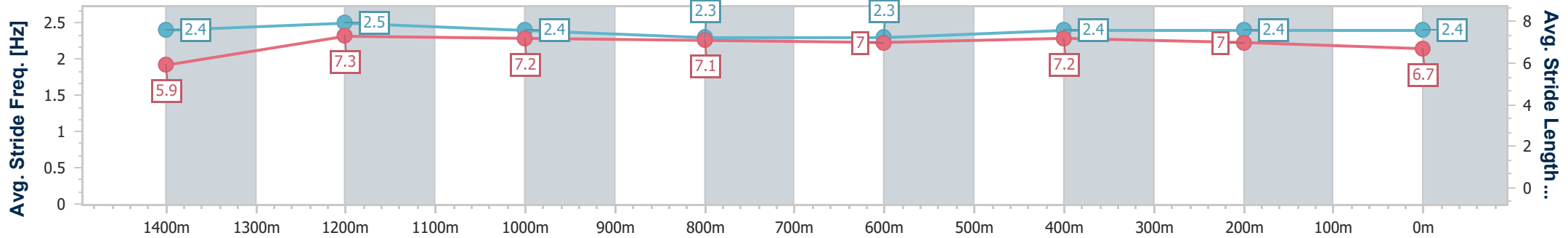
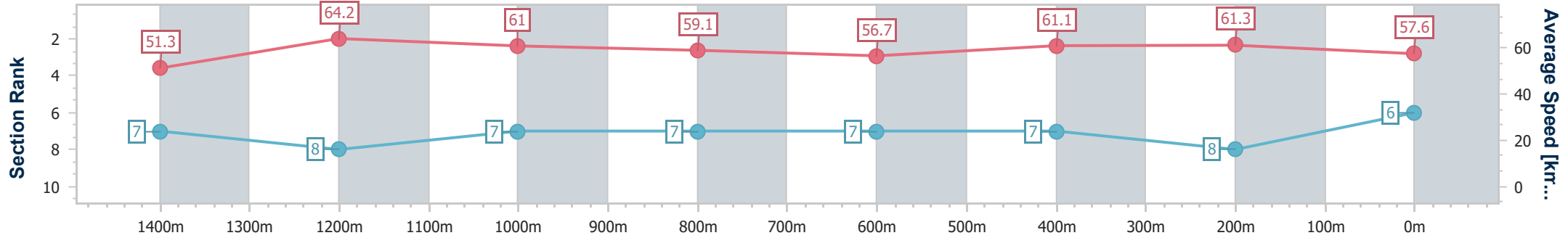
02 October 2024 - 14:19

Track Rating: Good 4, Weather: Fine, Rail Position: +9m Entire



BRISBANE
 RACING CLUB

Section	Overall	1400m	1200m	1000m	800m	600m	400m	200m
Section Times	1:38.08 [6] (0:14.01)	1:24.07 [7] (0:11.23)	1:12.84 [8] (0:11.85)	1:00.99 [7] (0:12.24)	0:48.75 [7] (0:12.57)	0:36.18 [7] (0:11.76)	0:24.42 [7] (0:11.75)	0:12.67 [8] (0:12.67)
Average Speed [km/h]	51.3	64.2	61.0	59.1	56.7	61.1	61.3	57.6
Top Speed [km/h]	63.9	64.8	64.7	60.1	57.8	63.6	62.7	59.9
Avg. Dist. to Rail [m]	5.2	1.1	1.6	0.9	2.0	1.6	3.1	3.6
Avg. Stride Freq. [Hz]	2.4	2.5	2.4	2.3	2.3	2.4	2.4	2.4
Avg. Stride Length [m]	5.9	7.3	7.2	7.1	7.0	7.2	7.0	6.7



- [] Ranking at each section and finish
- .-.- No data available at this section
- NA No data available



Horse/Jockey Name	Captain Good Vibes
Final Rank	7
Fastest Section Time (Section)	0:11.14 (1400m)
Top Speed [km/h] (Section)	66.4 (1400m)
Race State	Finished



Eagle Farm QLD Professional
Race 1: Spring Carnival Book Now QTIS Three-Years-Old
Maiden Plate - 1600m

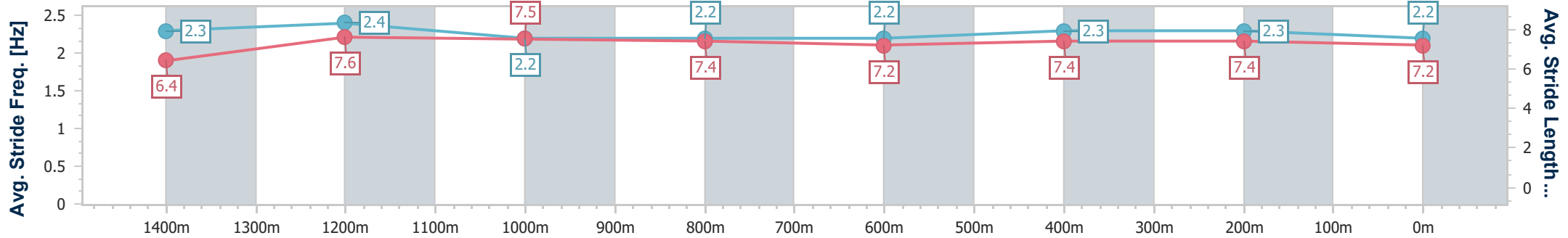
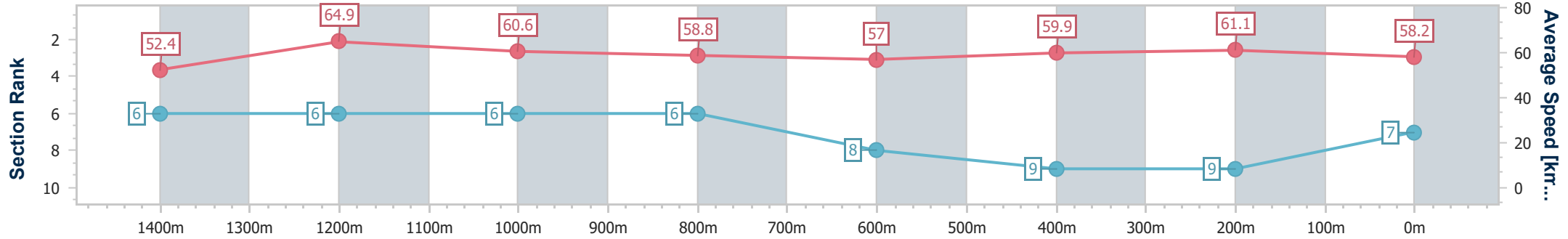
02 October 2024 - 14:19

Track Rating: Good 4, Weather: Fine, Rail Position: +9m Entire



BRISBANE
RACING CLUB

Section	Overall	1400m	1200m	1000m	800m	600m	400m	200m
Section Times	1:38.15 [7] (0:13.79)	1:24.36 [6] (0:11.14)	1:13.22 [6] (0:11.87)	1:01.35 [6] (0:12.41)	0:48.94 [6] (0:12.70)	0:36.24 [8] (0:12.04)	0:24.20 [9] (0:11.80)	0:12.40 [9] (0:12.40)
Average Speed [km/h]	52.4	64.9	60.6	58.8	57.0	59.9	61.1	58.2
Top Speed [km/h]	66.3	66.4	62.9	60.5	58.3	60.9	62.8	59.5
Avg. Dist. to Rail [m]	6.9	2.9	2.4	2.5	1.6	0.8	3.3	1.9
Avg. Stride Freq. [Hz]	2.3	2.4	2.2	2.2	2.2	2.3	2.3	2.2
Avg. Stride Length [m]	6.4	7.6	7.5	7.4	7.2	7.4	7.4	7.2



- [] Ranking at each section and finish
- .-.- No data available at this section
- NA No data available



Horse/Jockey Name	Belmont Park
Final Rank	8
Fastest Section Time (Section)	0:11.18 (1400m)
Top Speed [km/h] (Section)	65.5 (1400m)
Race State	Finished



Eagle Farm QLD Professional
Race 1: Spring Carnival Book Now QTIS Three-Years-Old
Maiden Plate - 1600m

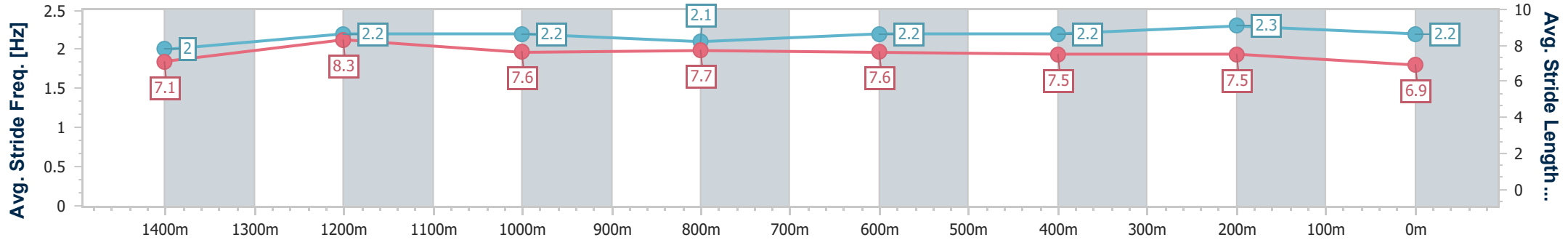
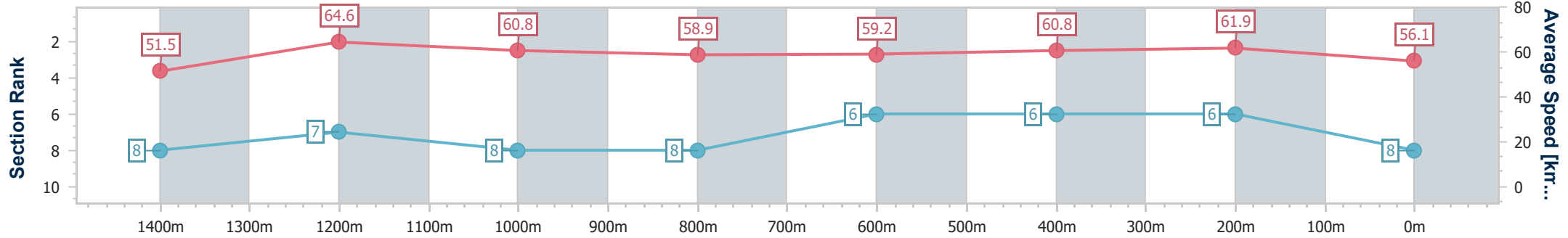
02 October 2024 - 14:19

Track Rating: Good 4, Weather: Fine, Rail Position: +9m Entire



BRISBANE
RACING CLUB

Section	Overall	1400m	1200m	1000m	800m	600m	400m	200m
Section Times	1:38.18 [8] (0:14.03)	1:24.15 [8] (0:11.18)	1:12.97 [7] (0:11.89)	1:01.08 [8] (0:12.39)	0:48.69 [8] (0:12.28)	0:36.41 [6] (0:11.88)	0:24.53 [6] (0:11.67)	0:12.86 [6] (0:12.86)
Average Speed [km/h]	51.5	64.6	60.8	58.9	59.2	60.8	61.9	56.1
Top Speed [km/h]	64.8	65.5	64.5	59.6	60.8	62.4	63.5	60.0
Avg. Dist. to Rail [m]	7.7	3.3	3.2	2.9	2.0	1.4	3.8	4.8
Avg. Stride Freq. [Hz]	2.0	2.2	2.2	2.1	2.2	2.2	2.3	2.2
Avg. Stride Length [m]	7.1	8.3	7.6	7.7	7.6	7.5	7.5	6.9



- [] Ranking at each section and finish
- .-.- No data available at this section
- NA No data available



Horse/Jockey Name	Unega Wahy'a
Final Rank	9
Fastest Section Time (Section)	0:10.84 (1400m)
Top Speed [km/h] (Section)	67.7 (1400m)
Race State	Finished



Eagle Farm QLD Professional
Race 1: Spring Carnival Book Now QTIS Three-Years-Old
Maiden Plate - 1600m

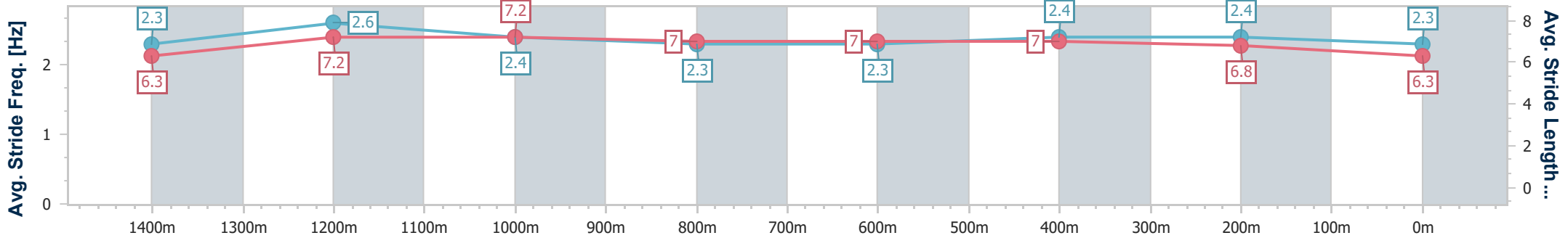
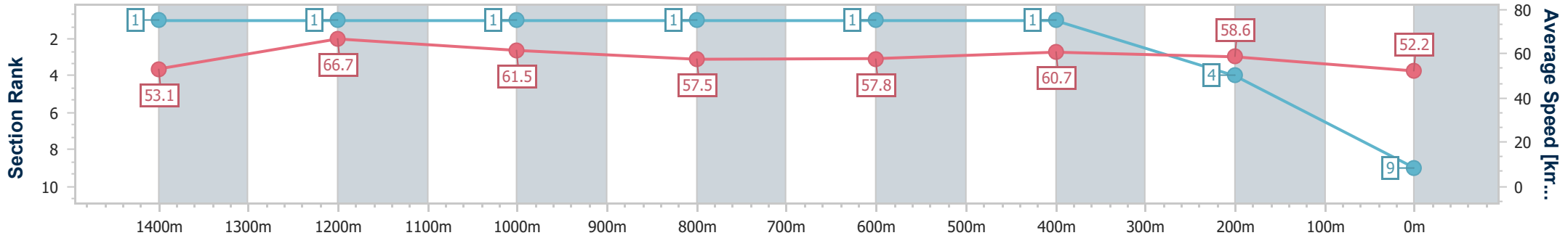
02 October 2024 - 14:19

Track Rating: Good 4, Weather: Fine, Rail Position: +9m Entire



BRISBANE
RACING CLUB

Section	Overall	1400m	1200m	1000m	800m	600m	400m	200m
Section Times	1:39.13 [9] (0:13.64)	1:25.49 [1] (0:10.84)	1:14.65 [1] (0:11.74)	1:02.91 [1] (0:12.54)	0:50.37 [1] (0:12.44)	0:37.93 [1] (0:11.78)	0:26.15 [1] (0:12.30)	0:13.85 [4] (0:13.85)
Average Speed [km/h]	53.1	66.7	61.5	57.5	57.8	60.7	58.6	52.2
Top Speed [km/h]	67.7	67.7	64.2	58.5	60.1	62.6	61.1	56.0
Avg. Dist. to Rail [m]	10.2	4.6	2.3	1.1	0.8	1.7	0.7	1.5
Avg. Stride Freq. [Hz]	2.3	2.6	2.4	2.3	2.3	2.4	2.4	2.3
Avg. Stride Length [m]	6.3	7.2	7.2	7.0	7.0	7.0	6.8	6.3



- [] Ranking at each section and finish
- .-.- No data available at this section
- NA No data available



Eagle Farm QLD Professional

Race 2: XXXX GOLD Class 1 Plate - 1200m

02 October 2024 - 14:53



BRISBANE
RACING CLUB

Track Rating: Good 4, Weather: Fine, Rail Position: +9m Entire

Section		Field Times											Last 600m	
		Overall	1000m	800m	600m	400m	200m						0:34.26	
		1:10.38 (0:13.60)	0:56.78 (0:11.15)	0:45.63 (0:11.37)	0:34.26 (0:11.47)	0:22.79 (0:11.04)	0:11.75 (0:11.75)							
Rank	TAB Horse/Jockey	Barrier	Top Speed [km/h]	Fastest Section								Margin	Distance Travelled [m]	
1	2 FLYING AURELIUS James Orman	6	68.1 400m	0:10.88 400m	1:10.38 [1] (0:13.77)	0:56.61 [2] (0:11.05)	0:45.56 [2] (0:11.30)	0:34.26 [1] (0:11.63)	0:22.63 [2] (0:10.88)	0:11.75 [1] (0:11.75)	1:10.38	0:34.26		
2	4 THE PLAYER Justin Huxtable	2	68.8 400m	0:10.61 400m	1:10.43 [2] (0:14.20)	0:56.23 [7] (0:11.36)	0:44.87 [6] (0:11.39)	0:33.48 [6] (0:11.49)	0:21.99 [7] (0:10.61)	0:11.38 [4] (0:11.38)	0.28L	0:33.48	-3	
3	5 GOSPEL GIRL Angela Jones	7	67.4 400m	0:10.83 400m	1:10.66 [3] (0:13.84)	0:56.82 [3] (0:11.36)	0:45.46 [3] (0:11.41)	0:34.05 [3] (0:11.61)	0:22.44 [4] (0:10.83)	0:11.61 [3] (0:11.61)	1.66L	0:34.05	+3	
4	6 KELLY'S LANDING Michael Rodd	5	67.5 Overall	0:11.08 400m	1:10.73 [4] (0:13.60)	0:57.13 [1] (0:11.15)	0:45.98 [1] (0:11.41)	0:34.57 [2] (0:11.43)	0:23.14 [1] (0:11.08)	0:12.06 [2] (0:12.06)	2.03L	0:34.57	-4	
5	8 SULTRY SIREN Martin Harley	8	67.5 400m	0:10.84 400m	1:10.97 [5] (0:14.17)	0:56.80 [6] (0:11.49)	0:45.31 [7] (0:11.33)	0:33.98 [7] (0:11.42)	0:22.56 [6] (0:10.84)	0:11.72 [5] (0:11.72)	3.44L	0:33.98	-1	
6	9 TO WISH Ryan Maloney	3	67.5 400m	0:10.77 400m	1:11.03 [6] (0:14.44)	0:56.59 [8] (0:11.36)	0:45.23 [8] (0:11.31)	0:33.92 [8] (0:11.45)	0:22.47 [8] (0:10.77)	0:11.70 [8] (0:11.70)	3.82L	0:33.92	-2	
7	3 PINKUS Cody Collis	4	67.5 400m	0:10.93 400m	1:11.07 [7] (0:14.07)	0:57.00 [4] (0:11.43)	0:45.57 [5] (0:11.41)	0:34.16 [5] (0:11.48)	0:22.68 [5] (0:10.93)	0:11.75 [7] (0:11.75)	4.03L	0:34.16	+2	
8	7 OVERVIEW Andrew Mallyon	1	66.6 400m	0:11.08 400m	1:11.09 [8] (0:14.12)	0:56.97 [5] (0:11.37)	0:45.60 [4] (0:11.40)	0:34.20 [4] (0:11.30)	0:22.90 [3] (0:11.08)	0:11.82 [6] (0:11.82)	4.16L	0:34.20	-7	

Scratched: Cryptic Prism (#1)

[] Ranking at each section and finish
 -:-:- No data available at this section
 NA No data available

SCN Saddle cloth number
 DNF Did not finish
 DNT Did not track



Horse/Jockey Name	Flying Aurelius
Final Rank	1
Fastest Section Time (Section)	0:10.88 (400m)
Top Speed [km/h] (Section)	68.1 (400m)
Race State	Finished

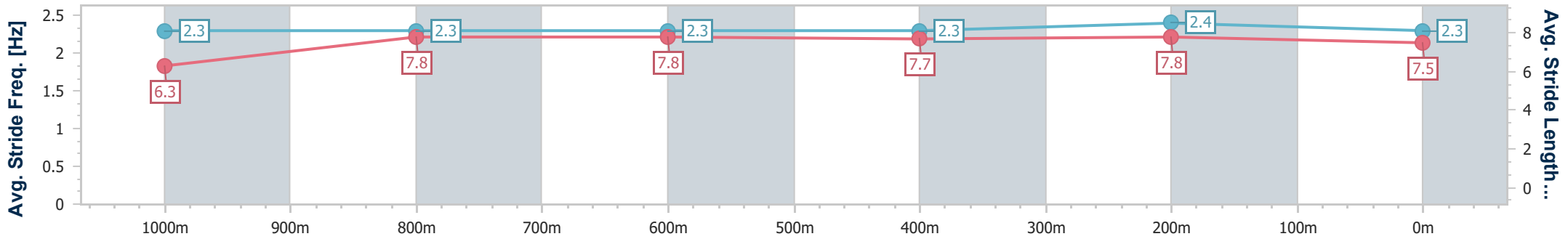
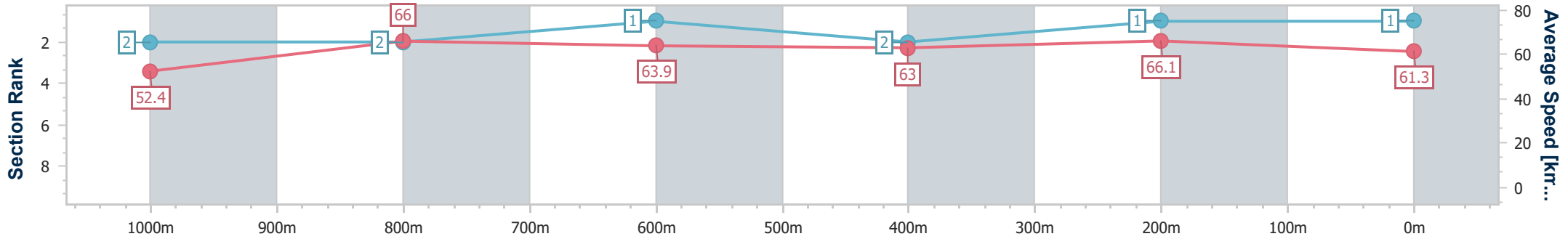


Eagle Farm QLD Professional
 Race 2: XXXX GOLD Class 1 Plate - 1200m
 02 October 2024 - 14:53
 Track Rating: Good 4, Weather: Fine, Rail Position: +9m Entire



BRISBANE
RACING CLUB

Section	Overall	1000m	800m	600m	400m	200m
Section Times	1:10.38 [1] (0:13.77)	0:56.61 [2] (0:11.05)	0:45.56 [2] (0:11.30)	0:34.26 [1] (0:11.63)	0:22.63 [2] (0:10.88)	0:11.75 [1] (0:11.75)
Average Speed [km/h]	52.4	66.0	63.9	63.0	66.1	61.3
Top Speed [km/h]	67.7	67.7	65.8	64.8	68.1	64.3
Avg. Dist. to Rail [m]	5.4	2.3	0.8	3.6	3.1	1.8
Avg. Stride Freq. [Hz]	2.3	2.3	2.3	2.3	2.4	2.3
Avg. Stride Length [m]	6.3	7.8	7.8	7.7	7.8	7.5



- [] Ranking at each section and finish
- .-.- No data available at this section
- NA No data available



Horse/Jockey Name	The Player
Final Rank	2
Fastest Section Time (Section)	0:10.61 (400m)
Top Speed [km/h] (Section)	68.8 (400m)
Race State	Finished

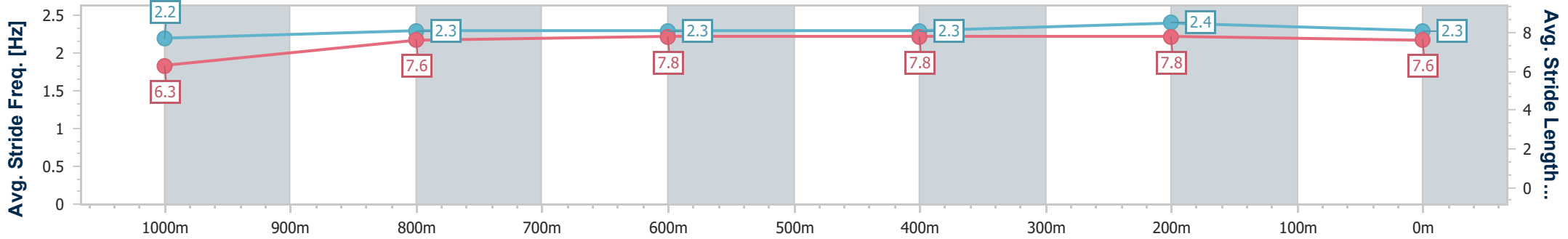
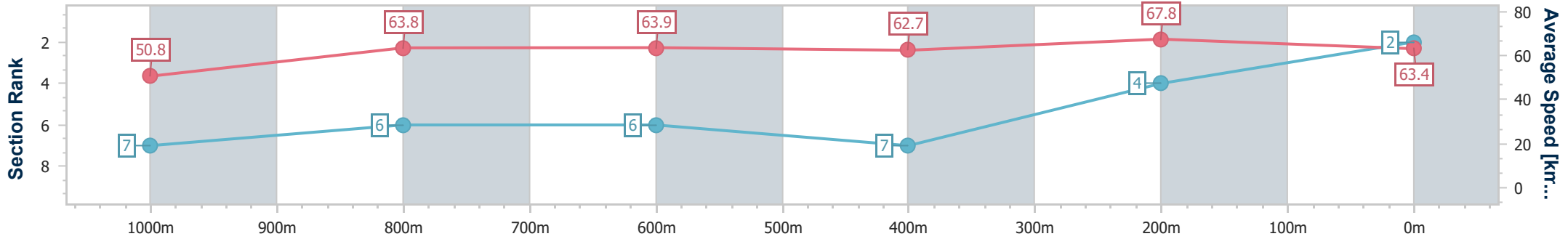


Eagle Farm QLD Professional
 Race 2: XXXX GOLD Class 1 Plate - 1200m
 02 October 2024 - 14:53
 Track Rating: Good 4, Weather: Fine, Rail Position: +9m Entire



BRISBANE
 RACING CLUB

Section	Overall	1000m	800m	600m	400m	200m
Section Times	1:10.43 [2] (0:14.20)	0:56.23 [7] (0:11.36)	0:44.87 [6] (0:11.39)	0:33.48 [6] (0:11.49)	0:21.99 [7] (0:10.61)	0:11.38 [4]
Average Speed [km/h]	50.8	63.8	63.9	62.7	67.8	63.4
Top Speed [km/h]	64.9	65.1	64.2	67.2	68.8	65.7
Avg. Dist. to Rail [m]	1.9	1.4	1.7	0.7	2.2	4.1
Avg. Stride Freq. [Hz]	2.2	2.3	2.3	2.3	2.4	2.3
Avg. Stride Length [m]	6.3	7.6	7.8	7.8	7.8	7.6



- [] Ranking at each section and finish
- .-.- No data available at this section
- NA No data available



Horse/Jockey Name	Gospel Girl
Final Rank	3
Fastest Section Time (Section)	0:10.83 (400m)
Top Speed [km/h] (Section)	67.4 (400m)
Race State	Finished

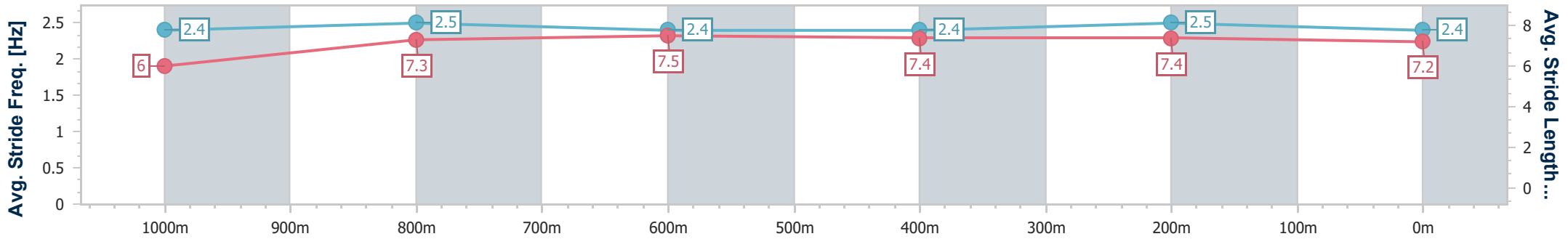
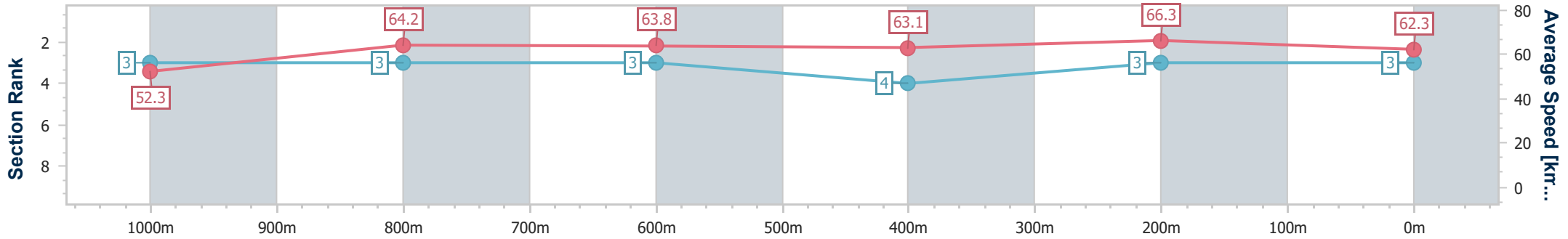


Eagle Farm QLD Professional
 Race 2: XXXX GOLD Class 1 Plate - 1200m
 02 October 2024 - 14:53
 Track Rating: Good 4, Weather: Fine, Rail Position: +9m Entire



BRISBANE
 RACING CLUB

Section	Overall	1000m	800m	600m	400m	200m
Section Times	1:10.66 [3] (0:13.84)	0:56.82 [3] (0:11.36)	0:45.46 [3] (0:11.41)	0:34.05 [3] (0:11.61)	0:22.44 [4] (0:10.83)	0:11.61 [3] (0:11.61)
Average Speed [km/h]	52.3	64.2	63.8	63.1	66.3	62.3
Top Speed [km/h]	66.3	65.4	65.8	66.4	67.4	65.2
Avg. Dist. to Rail [m]	6.1	2.7	2.5	3.4	3.8	3.5
Avg. Stride Freq. [Hz]	2.4	2.5	2.4	2.4	2.5	2.4
Avg. Stride Length [m]	6.0	7.3	7.5	7.4	7.4	7.2



- [] Ranking at each section and finish
- .-.- No data available at this section
- NA No data available



Horse/Jockey Name	Kelly's Landing
Final Rank	4
Fastest Section Time (Section)	0:11.08 (400m)
Top Speed [km/h] (Section)	67.5 (Overall)
Race State	Finished

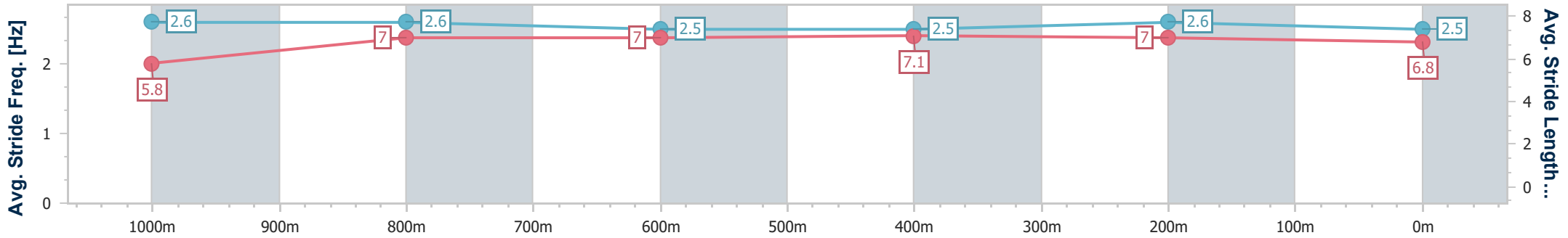
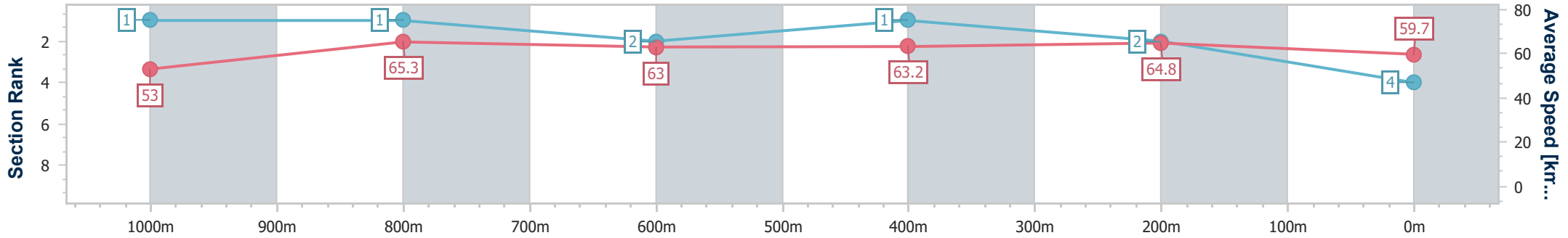


Eagle Farm QLD Professional
 Race 2: XXXX GOLD Class 1 Plate - 1200m
 02 October 2024 - 14:53
 Track Rating: Good 4, Weather: Fine, Rail Position: +9m Entire



BRISBANE
RACING CLUB

Section	Overall	1000m	800m	600m	400m	200m
Section Times	1:10.73 [4] (0:13.60)	0:57.13 [1] (0:11.15)	0:45.98 [1] (0:11.41)	0:34.57 [2] (0:11.43)	0:23.14 [1] (0:11.08)	0:12.06 [2] (0:12.06)
Average Speed [km/h]	53.0	65.3	63.0	63.2	64.8	59.7
Top Speed [km/h]	67.5	66.4	64.4	64.7	66.2	63.2
Avg. Dist. to Rail [m]	4.3	1.9	0.4	0.6	1.5	1.1
Avg. Stride Freq. [Hz]	2.6	2.6	2.5	2.5	2.6	2.5
Avg. Stride Length [m]	5.8	7.0	7.0	7.1	7.0	6.8



- [] Ranking at each section and finish
- .-.- No data available at this section
- NA No data available



Horse/Jockey Name	Sultry Siren
Final Rank	5
Fastest Section Time (Section)	0:10.84 (400m)
Top Speed [km/h] (Section)	67.5 (400m)
Race State	Finished



Eagle Farm QLD Professional

Race 2: XXXX GOLD Class 1 Plate - 1200m

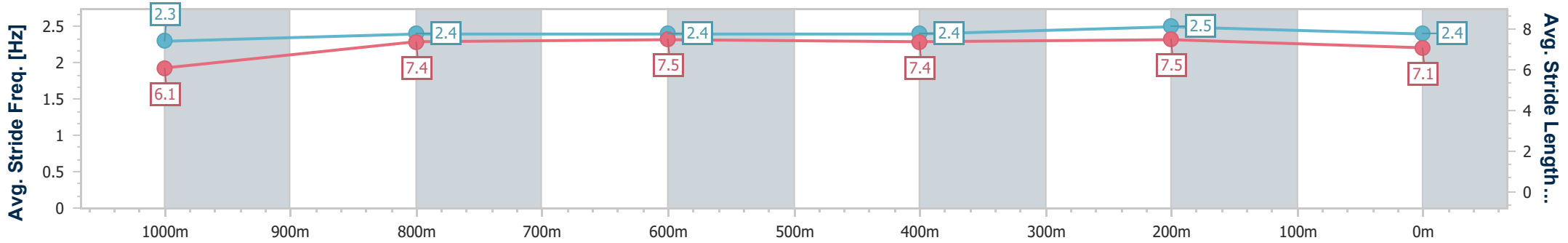
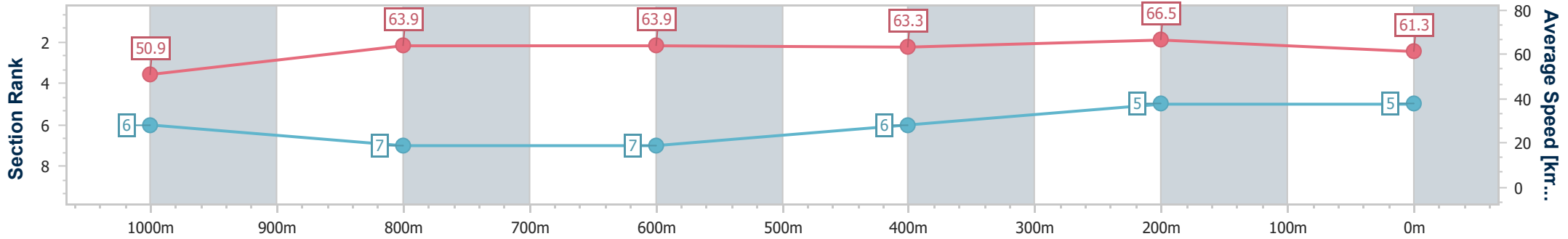
02 October 2024 - 14:53

Track Rating: Good 4, Weather: Fine, Rail Position: +9m Entire



BRISBANE RACING CLUB

Section	Overall	1000m	800m	600m	400m	200m
Section Times	1:10.97 [5] (0:14.17)	0:56.80 [6] (0:11.49)	0:45.31 [7] (0:11.33)	0:33.98 [7] (0:11.42)	0:22.56 [6] (0:10.84)	0:11.72 [5] (0:11.72)
Average Speed [km/h]	50.9	63.9	63.9	63.3	66.5	61.3
Top Speed [km/h]	65.8	65.7	65.4	66.4	67.5	66.0
Avg. Dist. to Rail [m]	6.2	3.2	1.6	0.9	2.0	3.0
Avg. Stride Freq. [Hz]	2.3	2.4	2.4	2.4	2.5	2.4
Avg. Stride Length [m]	6.1	7.4	7.5	7.4	7.5	7.1



- [] Ranking at each section and finish
- .-.- No data available at this section
- NA No data available



Horse/Jockey Name	To Wish
Final Rank	6
Fastest Section Time (Section)	0:10.77 (400m)
Top Speed [km/h] (Section)	67.5 (400m)
Race State	Finished

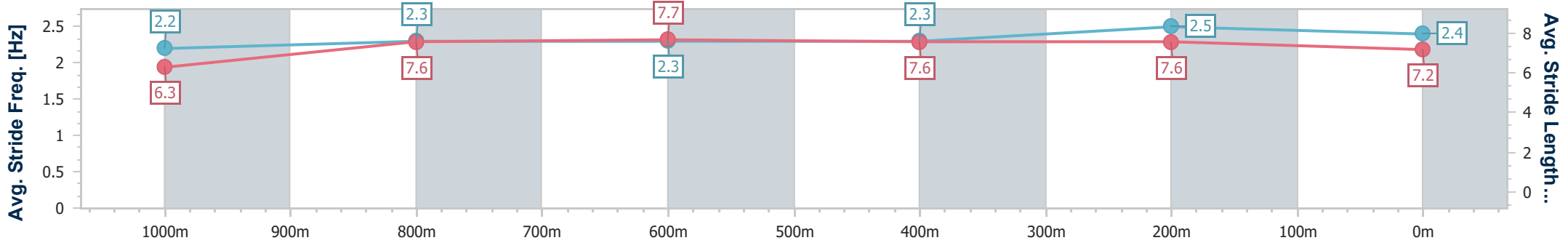
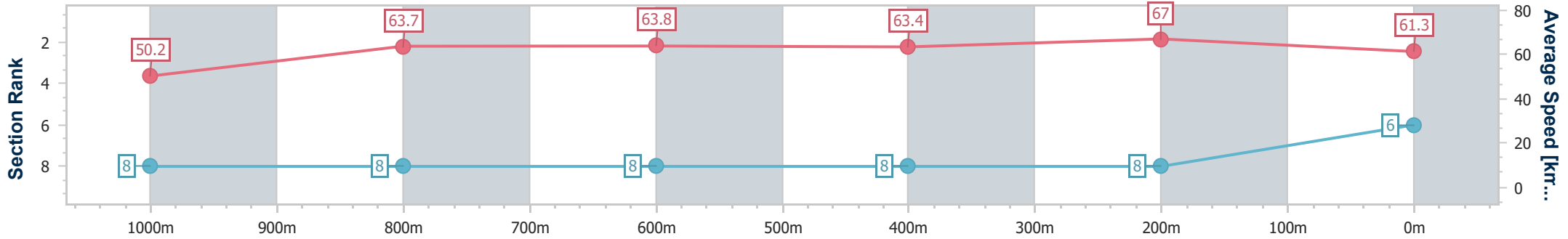


Eagle Farm QLD Professional
 Race 2: XXXX GOLD Class 1 Plate - 1200m
 02 October 2024 - 14:53
 Track Rating: Good 4, Weather: Fine, Rail Position: +9m Entire



BRISBANE
RACING CLUB

Section	Overall	1000m	800m	600m	400m	200m
Section Times	1:11.03 [6] (0:14.44)	0:56.59 [8] (0:11.36)	0:45.23 [8] (0:11.31)	0:33.92 [8] (0:11.45)	0:22.47 [8] (0:10.77)	0:11.70 [8] (0:11.70)
Average Speed [km/h]	50.2	63.7	63.8	63.4	67.0	61.3
Top Speed [km/h]	64.3	64.7	64.9	67.3	67.5	64.3
Avg. Dist. to Rail [m]	2.4	1.5	0.8	2.0	6.0	6.1
Avg. Stride Freq. [Hz]	2.2	2.3	2.3	2.3	2.5	2.4
Avg. Stride Length [m]	6.3	7.6	7.7	7.6	7.6	7.2



- [] Ranking at each section and finish
- .-.- No data available at this section
- NA No data available



Horse/Jockey Name	Pinkus
Final Rank	7
Fastest Section Time (Section)	0:10.93 (400m)
Top Speed [km/h] (Section)	67.5 (400m)
Race State	Finished

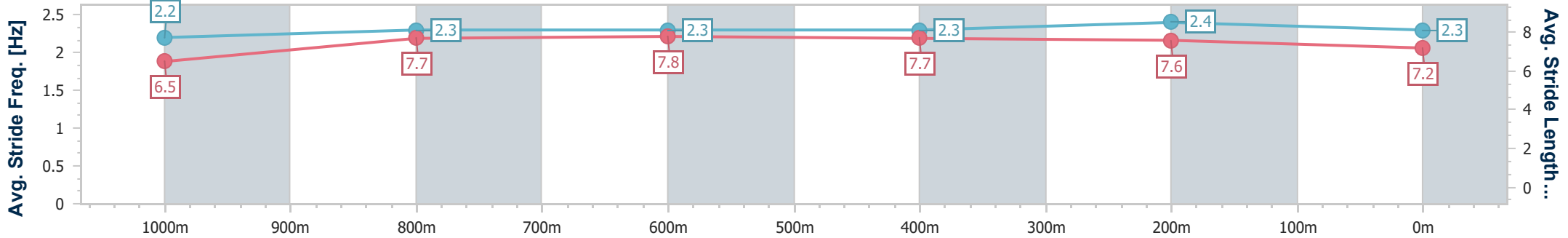
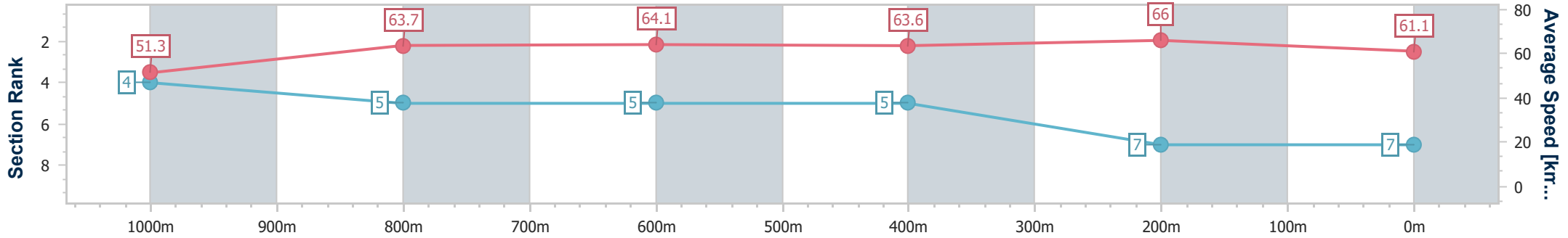


Eagle Farm QLD Professional
 Race 2: XXXX GOLD Class 1 Plate - 1200m
 02 October 2024 - 14:53
 Track Rating: Good 4, Weather: Fine, Rail Position: +9m Entire



BRISBANE
RACING CLUB

Section	Overall	1000m	800m	600m	400m	200m
Section Times	1:11.07 [7] (0:14.07)	0:57.00 [4] (0:11.43)	0:45.57 [5] (0:11.41)	0:34.16 [5] (0:11.48)	0:22.68 [5] (0:10.93)	0:11.75 [7] (0:11.75)
Average Speed [km/h]	51.3	63.7	64.1	63.6	66.0	61.1
Top Speed [km/h]	64.9	65.3	65.7	67.0	67.5	64.7
Avg. Dist. to Rail [m]	3.1	2.8	2.9	3.3	6.2	4.4
Avg. Stride Freq. [Hz]	2.2	2.3	2.3	2.3	2.4	2.3
Avg. Stride Length [m]	6.5	7.7	7.8	7.7	7.6	7.2



- [] Ranking at each section and finish
- .-.- No data available at this section
- NA No data available



Horse/Jockey Name	Overview
Final Rank	8
Fastest Section Time (Section)	0:11.08 (400m)
Top Speed [km/h] (Section)	66.6 (400m)
Race State	Finished



Eagle Farm QLD Professional

Race 2: XXXX GOLD Class 1 Plate - 1200m

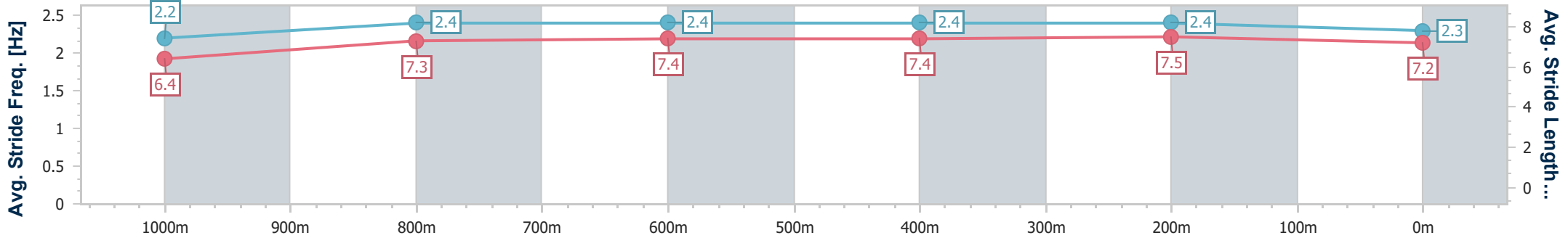
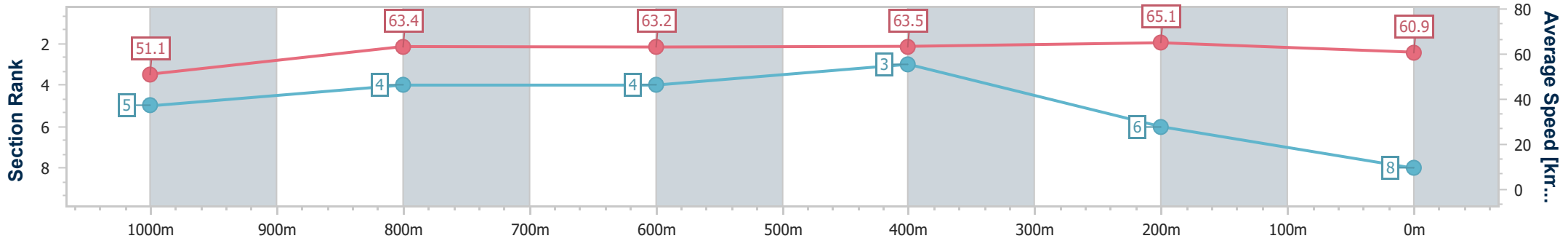
02 October 2024 - 14:53

Track Rating: Good 4, Weather: Fine, Rail Position: +9m Entire



BRISBANE RACING CLUB

Section	Overall	1000m	800m	600m	400m	200m
Section Times	1:11.09 [8] (0:14.12)	0:56.97 [5] (0:11.37)	0:45.60 [4] (0:11.40)	0:34.20 [4] (0:11.30)	0:22.90 [3] (0:11.08)	0:11.82 [6] (0:11.82)
Average Speed [km/h]	51.1	63.4	63.2	63.5	65.1	60.9
Top Speed [km/h]	64.8	63.7	63.7	65.6	66.6	63.3
Avg. Dist. to Rail [m]	0.7	0.3	0.9	1.0	1.5	0.4
Avg. Stride Freq. [Hz]	2.2	2.4	2.4	2.4	2.4	2.3
Avg. Stride Length [m]	6.4	7.3	7.4	7.4	7.5	7.2



- [] Ranking at each section and finish
- .-.- No data available at this section
- NA No data available



Eagle Farm QLD Professional

Race 3: EVA AIR Maiden Plate - 1200m

02 October 2024 - 15:28



BRISBANE
RACING CLUB

Track Rating: Good 4, Weather: Fine, Rail Position: +9m Entire

Section		Field Times											Last 600m	
Rank	TAB Horse/Jockey	Barrier	Top Speed [km/h]	Fastest Section	Overall	1000m	800m	600m	400m	200m	Margin	Distance Travelled [m]		
1	7 ACAPPELLA NOVA Angela Jones	5	66.3 400m	0:11.05 400m	1:10.64 [1] (0:14.05)	0:56.59 [2] (0:11.14)	0:45.45 [1] (0:11.48)	0:33.97 [2] (0:11.27)	0:22.70 [1] (0:11.05)	0:11.65 [1] (0:11.65)	1:10.64	0:33.97		
2	3 TURN THE CORNER Ryan Maloney	1	67.5 400m	0:10.93 400m	1:11.05 [2] (0:14.17)	0:56.88 [4] (0:11.28)	0:45.60 [3] (0:11.46)	0:34.14 [4] (0:11.32)	0:22.82 [5] (0:10.93)	0:11.89 [2] (0:11.89)	2.4L	0:34.14 +1		
3	15 STARSONUS James Orman	4	66.0 400m	0:11.09 400m	1:11.11 [3] (0:14.47)	0:56.64 [7] (0:11.34)	0:45.30 [7] (0:11.42)	0:33.88 [7] (0:11.23)	0:22.65 [7] (0:11.09)	0:11.56 [4] (0:11.56)	2.77L	0:33.88 +4		
4	6 MORGANITE Cejay Graham	7	66.1 400m	0:11.24 400m	1:11.78 [4] (0:13.93)	0:57.85 [1] (0:11.30)	0:46.55 [2] (0:11.41)	0:35.14 [1] (0:11.33)	0:23.81 [2] (0:11.24)	0:12.57 [3] (0:12.57)	6.74L	0:35.14 +2		
5	2 SPECIAL MASTER Boris Thornton	3	65.6 400m	0:11.27 400m	1:12.07 [5] (0:14.32)	0:57.75 [6] (0:11.33)	0:46.42 [6] (0:11.48)	0:34.94 [6] (0:11.31)	0:23.63 [6] (0:11.27)	0:12.36 [6] (0:12.36)	8.41L	0:34.94 +1		
6	11 SHAQUE D'AMOUR Michael Rodd	2	66.5 600m	0:11.16 600m	1:12.11 [6] (0:14.13)	0:57.98 [3] (0:11.46)	0:46.52 [5] (0:11.45)	0:35.07 [5] (0:11.16)	0:23.91 [4] (0:11.47)	0:12.44 [5] (0:12.44)	8.68L	0:35.07 +7		
7	5 BAJAN CHARM Morgan Butler	9	66.8 800m	0:11.25 1000m	1:12.87 [7] (0:14.20)	0:58.67 [5] (0:11.25)	0:47.42 [4] (0:11.44)	0:35.98 [3] (0:11.27)	0:24.71 [3] (0:11.70)	0:13.01 [7] (0:13.01)	13.13L	0:35.98 +8		
8	16 BERAJONDO Mark Du Plessis	8	67.2 400m	0:11.36 600m	1:12.89 [8] (0:14.59)	0:58.30 [8] (0:11.38)	0:46.92 [9] (0:11.49)	0:35.43 [8] (0:11.36)	0:24.07 [9] (0:11.37)	0:12.70 [8] (0:12.70)	13.28L	0:35.43 +7		
9	12 RANCOUR Ron Stewart	6	66.1 600m	0:11.23 1000m	1:13.94 [9] (0:14.71)	0:59.23 [9] (0:11.23)	0:48.00 [8] (0:11.55)	0:36.45 [9] (0:11.31)	0:25.14 [8] (0:11.75)	0:13.39 [9] (0:13.39)	19.45L	0:36.45 +3		

Scratched: Andersen (#9), Zougo Boss (#4), Power Of Success (#10), Jediah (#1), Airswing (#8), Soul Pursuit (#13), Ready For The Trip (#14)



Horse/Jockey Name	Acappella Nova
Final Rank	1
Fastest Section Time (Section)	0:11.05 (400m)
Top Speed [km/h] (Section)	66.3 (400m)
Race State	Finished

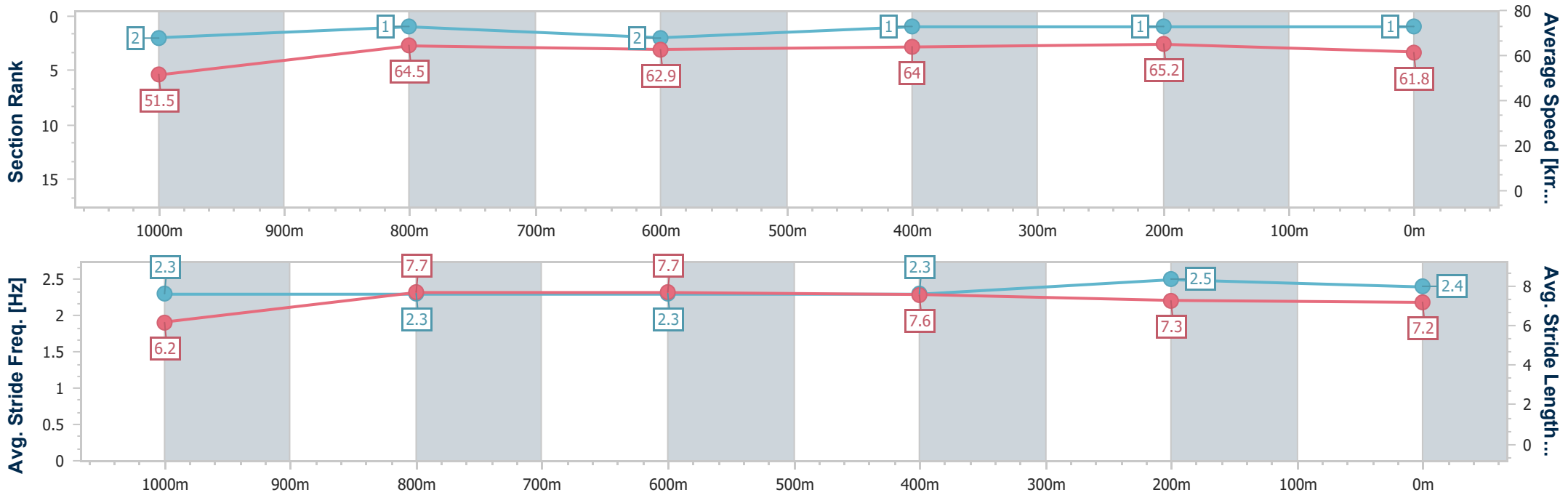


Eagle Farm QLD Professional
 Race 3: EVA AIR Maiden Plate - 1200m
 02 October 2024 - 15:28
 Track Rating: Good 4, Weather: Fine, Rail Position: +9m Entire



BRISBANE
RACING CLUB

Section	Overall	1000m	800m	600m	400m	200m
Section Times	1:10.64 [1] (0:14.05)	0:56.59 [2] (0:11.14)	0:45.45 [1] (0:11.48)	0:33.97 [2] (0:11.27)	0:22.70 [1] (0:11.05)	0:11.65 [1] (0:11.65)
Average Speed [km/h]	51.5	64.5	62.9	64.0	65.2	61.8
Top Speed [km/h]	65.9	65.5	64.3	65.5	66.3	64.5
Avg. Dist. to Rail [m]	4.4	0.7	0.2	0.8	2.1	1.1
Avg. Stride Freq. [Hz]	2.3	2.3	2.3	2.3	2.5	2.4
Avg. Stride Length [m]	6.2	7.7	7.7	7.6	7.3	7.2



- [] Ranking at each section and finish
- .-.- No data available at this section
- NA No data available



Horse/Jockey Name	Turn The Corner
Final Rank	2
Fastest Section Time (Section)	0:10.93 (400m)
Top Speed [km/h] (Section)	67.5 (400m)
Race State	Finished

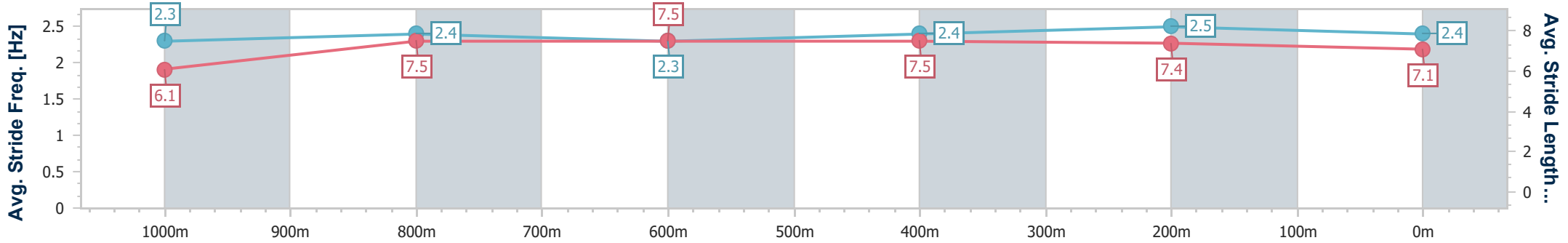
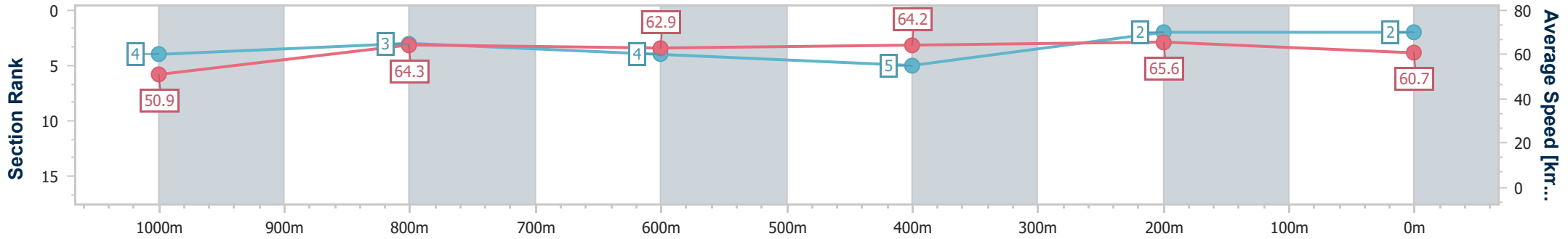


Eagle Farm QLD Professional
 Race 3: EVA AIR Maiden Plate - 1200m
 02 October 2024 - 15:28
 Track Rating: Good 4, Weather: Fine, Rail Position: +9m Entire



BRISBANE
 RACING CLUB

Section	Overall	1000m	800m	600m	400m	200m
Section Times	1:11.05 [2] (0:14.17)	0:56.88 [4] (0:11.28)	0:45.60 [3] (0:11.46)	0:34.14 [4] (0:11.32)	0:22.82 [5] (0:10.93)	0:11.89 [2] (0:11.89)
Average Speed [km/h]	50.9	64.3	62.9	64.2	65.6	60.7
Top Speed [km/h]	64.7	65.0	63.9	66.1	67.5	63.9
Avg. Dist. to Rail [m]	1.2	1.3	0.7	1.3	5.2	3.1
Avg. Stride Freq. [Hz]	2.3	2.4	2.3	2.4	2.5	2.4
Avg. Stride Length [m]	6.1	7.5	7.5	7.5	7.4	7.1



- [] Ranking at each section and finish
- .-.- No data available at this section
- NA No data available



Horse/Jockey Name	Starsonus
Final Rank	3
Fastest Section Time (Section)	0:11.09 (400m)
Top Speed [km/h] (Section)	66.0 (400m)
Race State	Finished

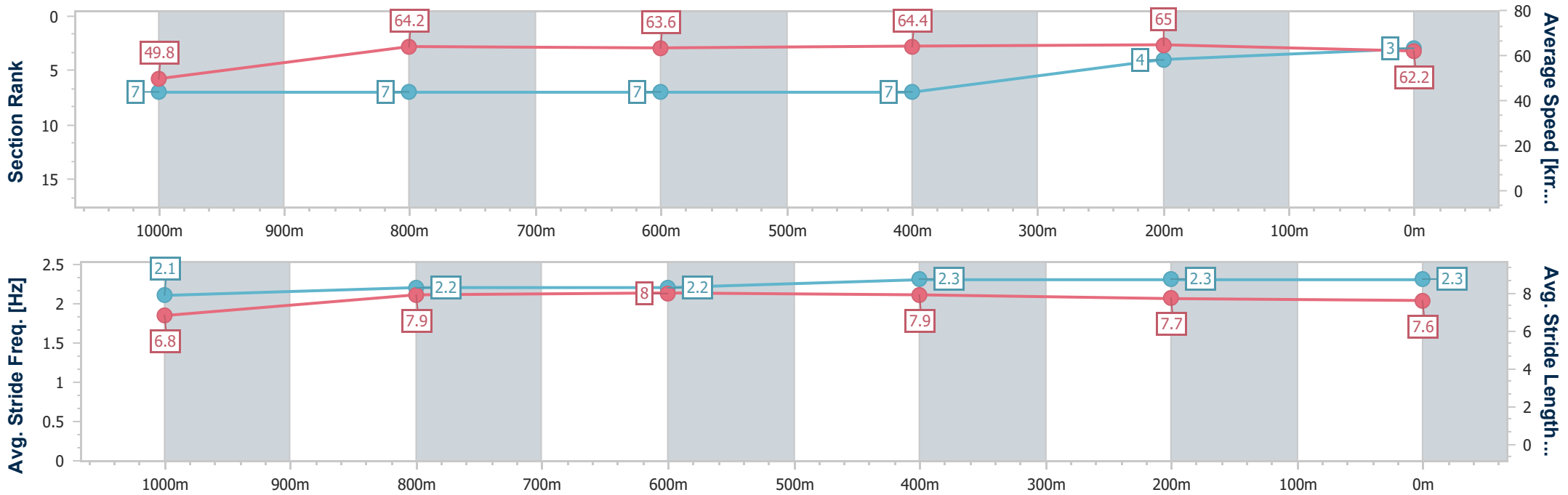


Eagle Farm QLD Professional
 Race 3: EVA AIR Maiden Plate - 1200m
 02 October 2024 - 15:28
 Track Rating: Good 4, Weather: Fine, Rail Position: +9m Entire



BRISBANE
 RACING CLUB

Section	Overall	1000m	800m	600m	400m	200m
Section Times	1:11.11 [3] (0:14.47)	0:56.64 [7] (0:11.34)	0:45.30 [7] (0:11.42)	0:33.88 [7] (0:11.23)	0:22.65 [7] (0:11.09)	0:11.56 [4]
Average Speed [km/h]	49.8	64.2	63.6	64.4	65.0	62.2
Top Speed [km/h]	63.2	65.6	64.7	65.5	66.0	64.6
Avg. Dist. to Rail [m]	4.2	2.3	1.7	1.9	4.7	3.9
Avg. Stride Freq. [Hz]	2.1	2.2	2.2	2.3	2.3	2.3
Avg. Stride Length [m]	6.8	7.9	8.0	7.9	7.7	7.6



- [] Ranking at each section and finish
- .-.- No data available at this section
- NA No data available



Horse/Jockey Name	Morganite
Final Rank	4
Fastest Section Time (Section)	0:11.24 (400m)
Top Speed [km/h] (Section)	66.1 (400m)
Race State	Finished

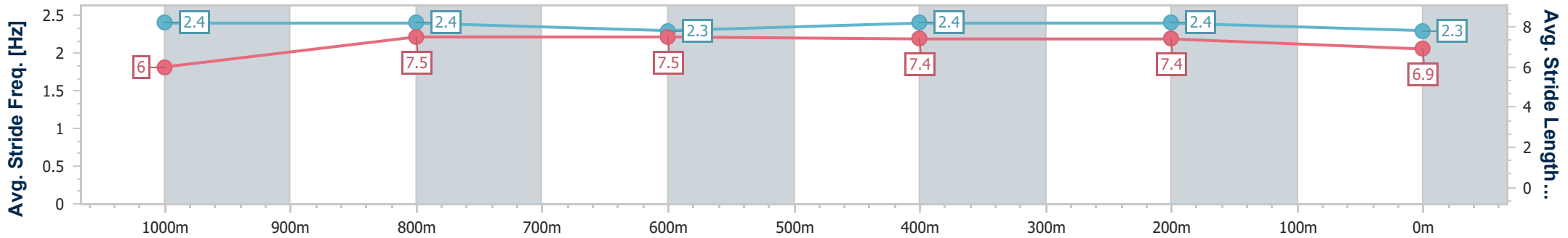
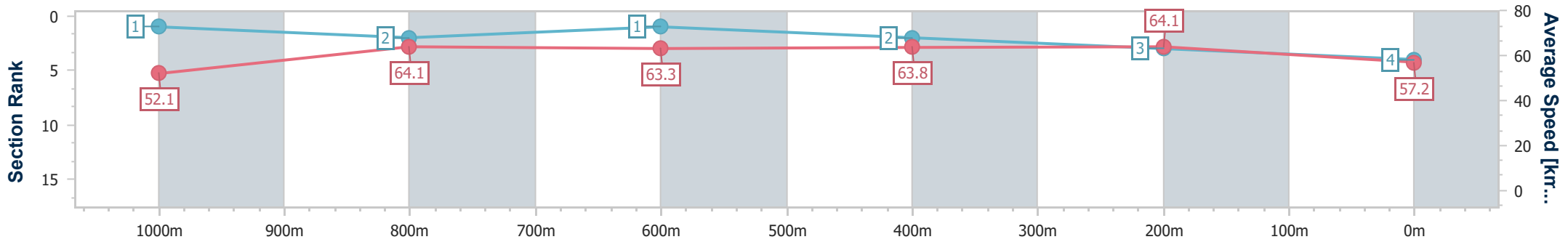


Eagle Farm QLD Professional
 Race 3: EVA AIR Maiden Plate - 1200m
 02 October 2024 - 15:28
 Track Rating: Good 4, Weather: Fine, Rail Position: +9m Entire



BRISBANE
 RACING CLUB

Section	Overall	1000m	800m	600m	400m	200m
Section Times	1:11.78 [4] (0:13.93)	0:57.85 [1] (0:11.30)	0:46.55 [2] (0:11.41)	0:35.14 [1] (0:11.33)	0:23.81 [2] (0:11.24)	0:12.57 [3] (0:12.57)
Average Speed [km/h]	52.1	64.1	63.3	63.8	64.1	57.2
Top Speed [km/h]	64.9	65.0	64.1	66.0	66.1	61.6
Avg. Dist. to Rail [m]	6.1	1.8	0.5	0.9	3.0	1.9
Avg. Stride Freq. [Hz]	2.4	2.4	2.3	2.4	2.4	2.3
Avg. Stride Length [m]	6.0	7.5	7.5	7.4	7.4	6.9



- [] Ranking at each section and finish
- .-.- No data available at this section
- NA No data available



Horse/Jockey Name	Special Master
Final Rank	5
Fastest Section Time (Section)	0:11.27 (400m)
Top Speed [km/h] (Section)	65.6 (400m)
Race State	Finished

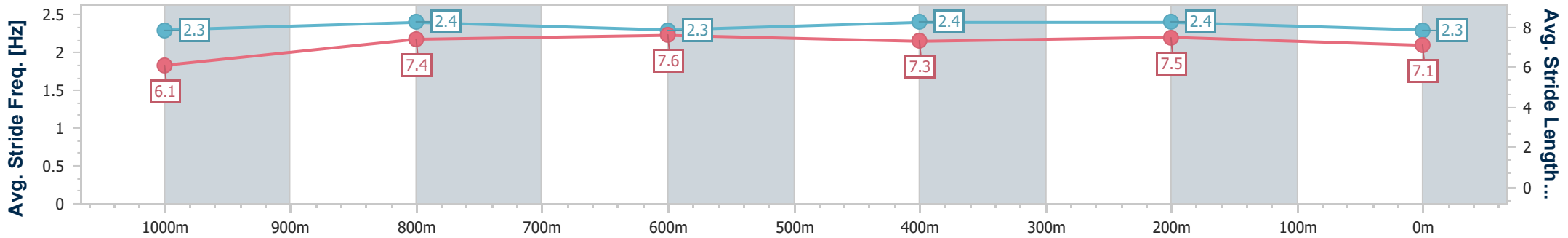
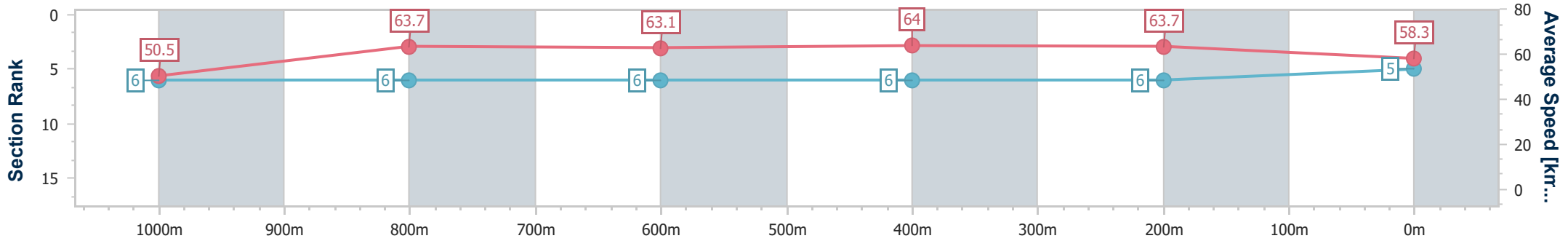


Eagle Farm QLD Professional
 Race 3: EVA AIR Maiden Plate - 1200m
 02 October 2024 - 15:28
 Track Rating: Good 4, Weather: Fine, Rail Position: +9m Entire



BRISBANE
 RACING CLUB

Section	Overall	1000m	800m	600m	400m	200m
Section Times	1:12.07 [5] (0:14.32)	0:57.75 [6] (0:11.33)	0:46.42 [6] (0:11.48)	0:34.94 [6] (0:11.31)	0:23.63 [6] (0:11.27)	0:12.36 [6] (0:12.36)
Average Speed [km/h]	50.5	63.7	63.1	64.0	63.7	58.3
Top Speed [km/h]	64.0	64.7	64.4	65.1	65.6	61.6
Avg. Dist. to Rail [m]	2.8	0.7	0.8	1.0	4.3	4.4
Avg. Stride Freq. [Hz]	2.3	2.4	2.3	2.4	2.4	2.3
Avg. Stride Length [m]	6.1	7.4	7.6	7.3	7.5	7.1



- [] Ranking at each section and finish
- .-.- No data available at this section
- NA No data available



Horse/Jockey Name	Shaque D'amour
Final Rank	6
Fastest Section Time (Section)	0:11.16 (600m)
Top Speed [km/h] (Section)	66.5 (600m)
Race State	Finished

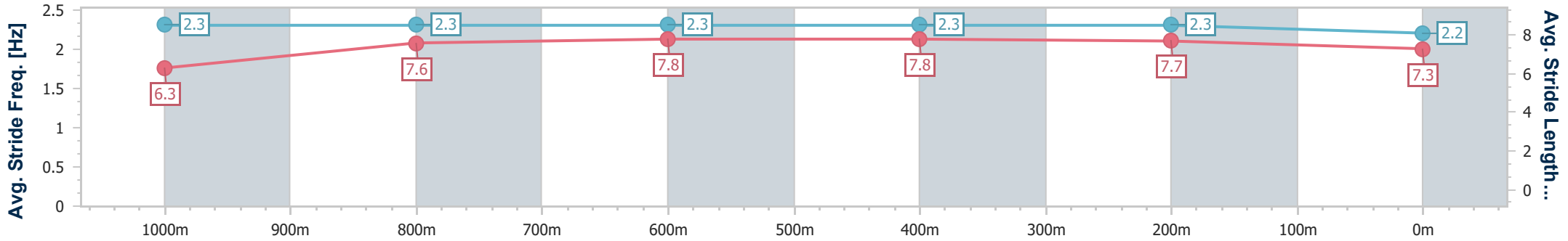
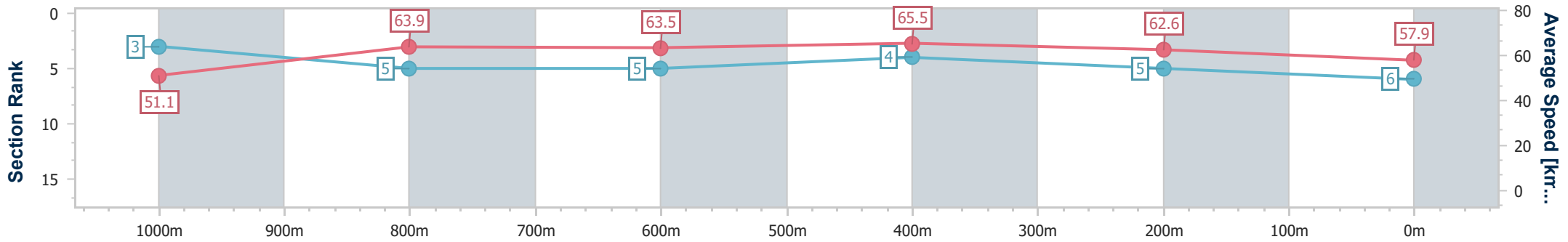


Eagle Farm QLD Professional
 Race 3: EVA AIR Maiden Plate - 1200m
 02 October 2024 - 15:28
 Track Rating: Good 4, Weather: Fine, Rail Position: +9m Entire



BRISBANE
RACING CLUB

Section	Overall	1000m	800m	600m	400m	200m
Section Times	1:12.11 [6] (0:14.13)	0:57.98 [3] (0:11.46)	0:46.52 [5] (0:11.45)	0:35.07 [5] (0:11.16)	0:23.91 [4] (0:11.47)	0:12.44 [5] (0:12.44)
Average Speed [km/h]	51.1	63.9	63.5	65.5	62.6	57.9
Top Speed [km/h]	63.9	64.8	64.9	66.5	65.2	60.4
Avg. Dist. to Rail [m]	2.4	3.5	2.3	3.0	6.1	3.9
Avg. Stride Freq. [Hz]	2.3	2.3	2.3	2.3	2.3	2.2
Avg. Stride Length [m]	6.3	7.6	7.8	7.8	7.7	7.3



- [] Ranking at each section and finish
- .-.- No data available at this section
- NA No data available



Horse/Jockey Name	Bajan Charm
Final Rank	7
Fastest Section Time (Section)	0:11.25 (1000m)
Top Speed [km/h] (Section)	66.8 (800m)
Race State	Finished

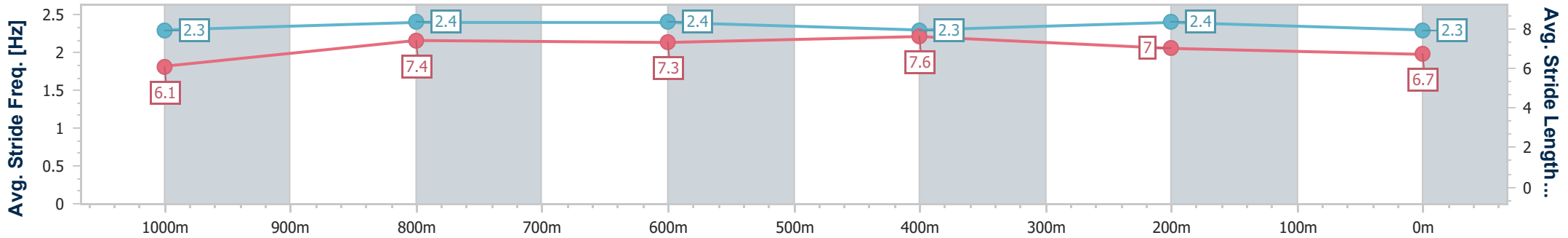
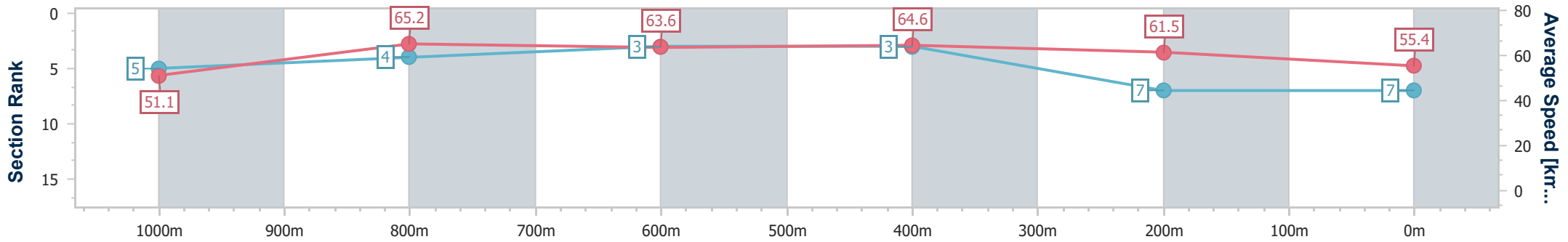


Eagle Farm QLD Professional
 Race 3: EVA AIR Maiden Plate - 1200m
 02 October 2024 - 15:28
 Track Rating: Good 4, Weather: Fine, Rail Position: +9m Entire



BRISBANE
 RACING CLUB

Section	Overall	1000m	800m	600m	400m	200m
Section Times	1:12.87 [7] (0:14.20)	0:58.67 [5] (0:11.25)	0:47.42 [4] (0:11.44)	0:35.98 [3] (0:11.27)	0:24.71 [3] (0:11.70)	0:13.01 [7] (0:13.01)
Average Speed [km/h]	51.1	65.2	63.6	64.6	61.5	55.4
Top Speed [km/h]	64.8	66.5	66.8	64.7	64.2	58.7
Avg. Dist. to Rail [m]	7.5	3.7	3.0	1.5	4.1	0.8
Avg. Stride Freq. [Hz]	2.3	2.4	2.4	2.3	2.4	2.3
Avg. Stride Length [m]	6.1	7.4	7.3	7.6	7.0	6.7



- [] Ranking at each section and finish
- .-.- No data available at this section
- NA No data available



Horse/Jockey Name	Berajondo
Final Rank	8
Fastest Section Time (Section)	0:11.36 (600m)
Top Speed [km/h] (Section)	67.2 (400m)
Race State	Finished

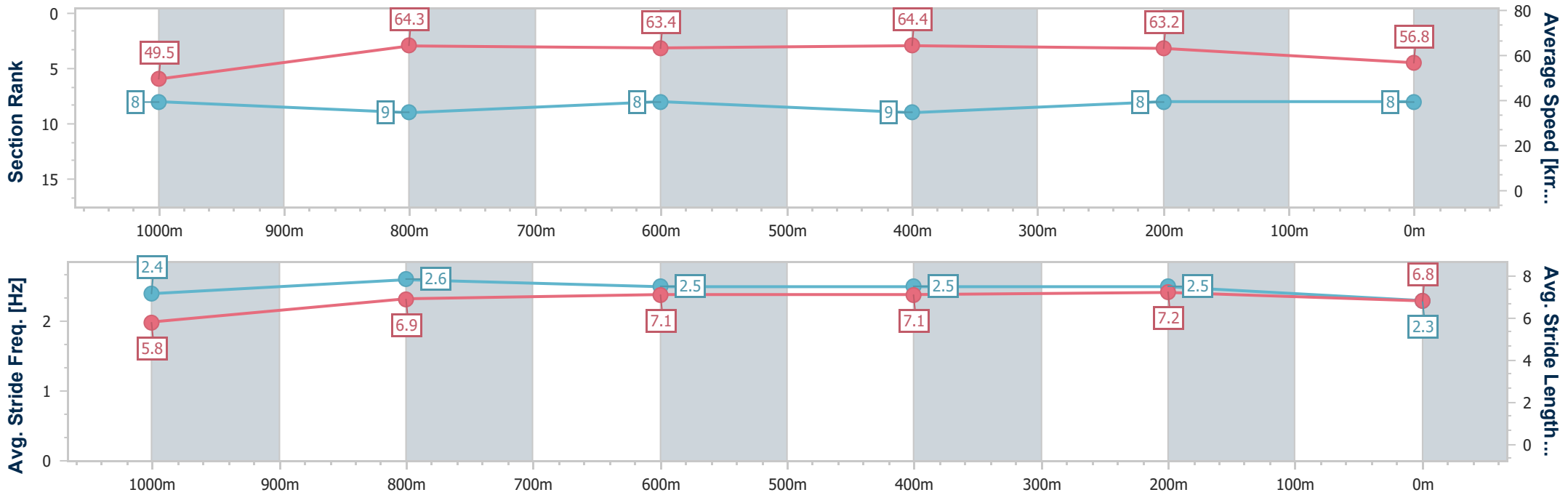


Eagle Farm QLD Professional
 Race 3: EVA AIR Maiden Plate - 1200m
 02 October 2024 - 15:28
 Track Rating: Good 4, Weather: Fine, Rail Position: +9m Entire



BRISBANE
 RACING CLUB

Section	Overall	1000m	800m	600m	400m	200m
Section Times	1:12.89 [8] (0:14.59)	0:58.30 [8] (0:11.38)	0:46.92 [9] (0:11.49)	0:35.43 [8] (0:11.36)	0:24.07 [9] (0:11.37)	0:12.70 [8] (0:12.70)
Average Speed [km/h]	49.5	64.3	63.4	64.4	63.2	56.8
Top Speed [km/h]	63.1	66.9	65.5	65.0	67.2	59.6
Avg. Dist. to Rail [m]	5.9	3.3	2.4	3.3	4.7	1.7
Avg. Stride Freq. [Hz]	2.4	2.6	2.5	2.5	2.5	2.3
Avg. Stride Length [m]	5.8	6.9	7.1	7.1	7.2	6.8



- [] Ranking at each section and finish
- .-.- No data available at this section
- NA No data available



Horse/Jockey Name	Rancour
Final Rank	9
Fastest Section Time (Section)	0:11.23 (1000m)
Top Speed [km/h] (Section)	66.1 (600m)
Race State	Finished

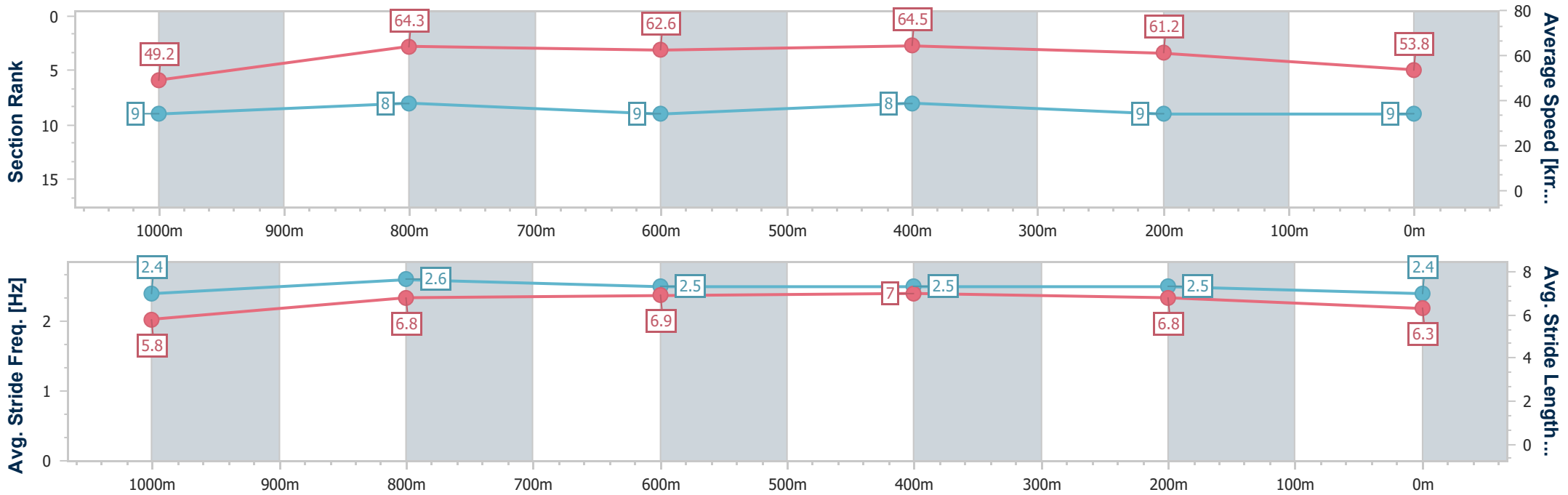


Eagle Farm QLD Professional
 Race 3: EVA AIR Maiden Plate - 1200m
 02 October 2024 - 15:28
 Track Rating: Good 4, Weather: Fine, Rail Position: +9m Entire



BRISBANE
RACING CLUB

Section	Overall	1000m	800m	600m	400m	200m
Section Times	1:13.94 [9] (0:14.71)	0:59.23 [9] (0:11.23)	0:48.00 [8] (0:11.55)	0:36.45 [9] (0:11.31)	0:25.14 [8] (0:11.75)	0:13.39 [9] (0:13.39)
Average Speed [km/h]	49.2	64.3	62.6	64.5	61.2	53.8
Top Speed [km/h]	63.3	65.5	65.2	66.1	64.6	58.3
Avg. Dist. to Rail [m]	3.2	0.7	0.9	2.8	3.3	2.2
Avg. Stride Freq. [Hz]	2.4	2.6	2.5	2.5	2.5	2.4
Avg. Stride Length [m]	5.8	6.8	6.9	7.0	6.8	6.3



- [] Ranking at each section and finish
- .-.- No data available at this section
- NA No data available



Eagle Farm QLD Professional

Race 4: Aquis Stallions BM65 Handicap - 1000m

02 October 2024 - 16:04



BRISBANE
RACING CLUB

Track Rating: Good 4, Weather: Fine, Rail Position: +9m Entire

Section		Overall	800m	600m	400m	200m	Last 600m					
Field Times		0:56.83 (0:13.28)	0:43.55 (0:10.47)	0:33.08 (0:10.65)	0:22.43 (0:10.84)	0:11.59 (0:11.59)	0:33.08					
Rank	TAB Horse/Jockey	Barrier	Top Speed [km/h]	Fastest Section	Margin					Distance Travelled [m]		
1	4 FIND YOUR OWN Noel Callow	4	69.9 800m	0:10.47 800m	0:56.83 [1] (0:13.28)	0:43.55 [1] (0:10.47)	0:33.08 [1] (0:10.65)	0:22.43 [1] (0:10.84)	0:11.59 [1] (0:11.59)	0:56.83	0:33.08	
2	3 IT'S RAINING AGAIN Cody Collis	5	69.2 800m	0:10.59 800m	0:57.28 [2] (0:13.93)	0:43.35 [6] (0:10.59)	0:32.76 [6] (0:10.75)	0:22.01 [6] (0:10.62)	0:11.39 [3] (0:11.39)	2.65L	0:32.76	+2
3	7 LA PETITE MAISON James Orman	8	69.4 Overall	0:10.59 800m	0:57.61 [3] (0:13.43)	0:44.18 [2] (0:10.59)	0:33.59 [2] (0:10.88)	0:22.71 [2] (0:10.81)	0:11.90 [2] (0:11.90)	4.58L	0:33.59	-1
4	9 BEACHSIDE BABE Samantha Collett	3	68.9 800m	0:10.69 600m	0:58.12 [4] (0:13.69)	0:44.43 [4] (0:10.71)	0:33.72 [5] (0:10.69)	0:23.03 [5] (0:10.96)	0:12.07 [4] (0:12.07)	7.57L	0:33.72	+1
5	1 GLORIOUS RUBY Jasper Franklin	6	68.7 400m	0:10.55 800m	0:58.14 [5] (0:14.22)	0:43.92 [8] (0:10.55)	0:33.37 [7] (0:10.67)	0:22.70 [7] (0:10.86)	0:11.84 [7] (0:11.84)	7.73L	0:33.37	-3
6	5 TIZ ENUF Ryan Maloney	10	70.6 800m	0:10.56 800m	0:58.21 [6] (0:13.53)	0:44.68 [3] (0:10.56)	0:34.12 [3] (0:10.95)	0:23.17 [3] (0:11.03)	0:12.14 [5] (0:12.14)	8.14L	0:34.12	+8
7	6 CITY CHICK Hannah Richardson	7	69.8 800m	0:10.66 800m	0:58.55 [7] (0:14.15)	0:44.40 [7] (0:10.66)	0:33.74 [8] (0:10.77)	0:22.97 [8] (0:11.10)	0:11.87 [8] (0:11.87)	10.14L	0:33.74	+6
8	2 CARRIBEAN KING Andrew Mallyon	1	68.6 800m	0:10.56 800m	0:58.77 [8] (0:13.72)	0:45.05 [5] (0:10.56)	0:34.49 [4] (0:10.80)	0:23.69 [4] (0:11.05)	0:12.64 [6] (0:12.64)	11.44L	0:34.49	-2

Scratched: Adalie (#8), Hidden Melody (#10)



Horse/Jockey Name	Find Your Own
Final Rank	1
Fastest Section Time (Section)	0:10.47 (800m)
Top Speed [km/h] (Section)	69.9 (800m)
Race State	Finished



Eagle Farm QLD Professional
Race 4: Aquis Stallions BM65 Handicap - 1000m

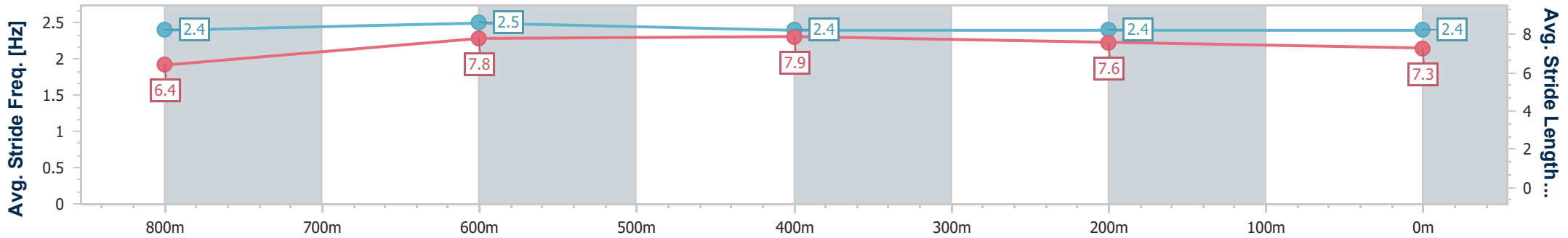
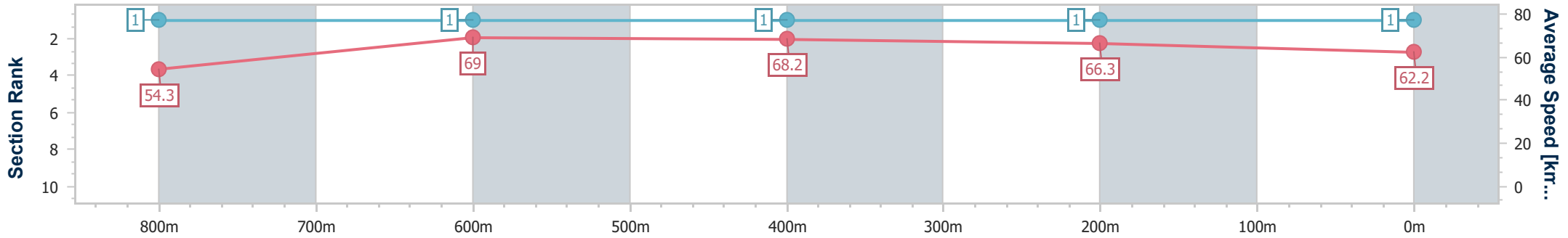
02 October 2024 - 16:04

Track Rating: Good 4, Weather: Fine, Rail Position: +9m Entire



BRISBANE RACING CLUB

Section	Overall	800m	600m	400m	200m
Section Times	0:56.83 [1] (0:13.28)	0:43.55 [1] (0:10.47)	0:33.08 [1] (0:10.65)	0:22.43 [1] (0:10.84)	0:11.59 [1] (0:11.59)
Average Speed [km/h]	54.3	69.0	68.2	66.3	62.2
Top Speed [km/h]	69.2	69.9	69.2	67.7	65.6
Avg. Dist. to Rail [m]	0.8	0.4	2.0	3.0	0.7
Avg. Stride Freq. [Hz]	2.4	2.5	2.4	2.4	2.4
Avg. Stride Length [m]	6.4	7.8	7.9	7.6	7.3



- [] Ranking at each section and finish
- .-.- No data available at this section
- NA No data available



Horse/Jockey Name	It's Raining Again
Final Rank	2
Fastest Section Time (Section)	0:10.59 (800m)
Top Speed [km/h] (Section)	69.2 (800m)
Race State	Finished

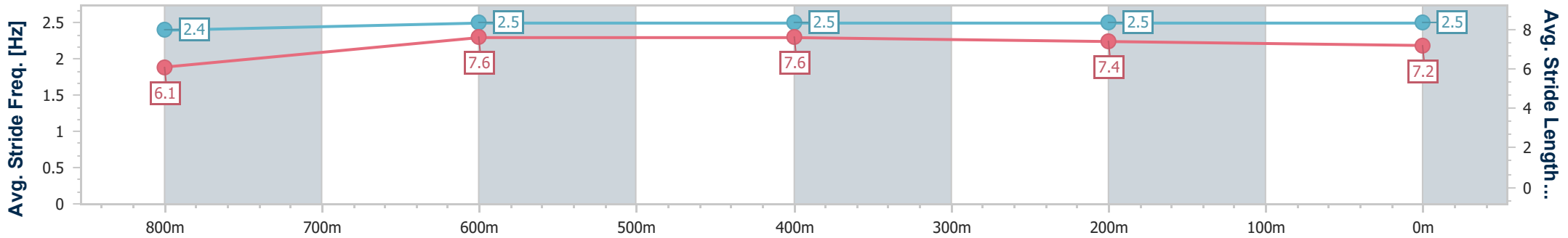
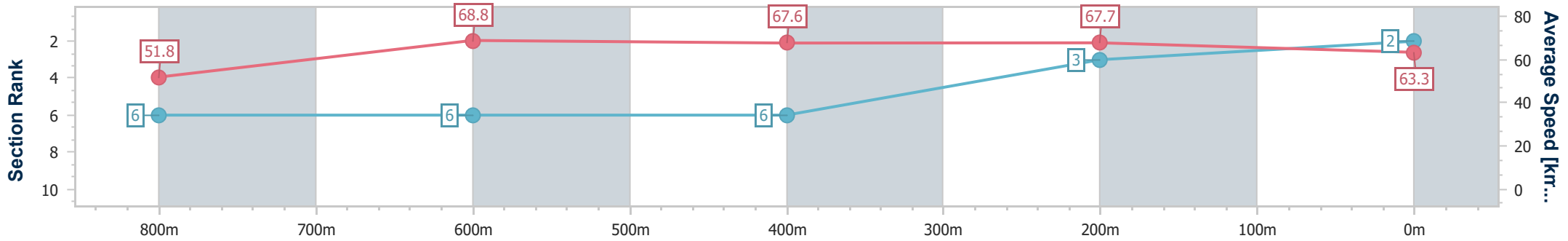


Eagle Farm QLD Professional
 Race 4: Aquis Stallions BM65 Handicap - 1000m
 02 October 2024 - 16:04
 Track Rating: Good 4, Weather: Fine, Rail Position: +9m Entire



BRISBANE
 RACING CLUB

Section	Overall	800m	600m	400m	200m
Section Times	0:57.28 [2] (0:13.93)	0:43.35 [6] (0:10.59)	0:32.76 [6] (0:10.75)	0:22.01 [6] (0:10.62)	0:11.39 [3] (0:11.39)
Average Speed [km/h]	51.8	68.8	67.6	67.7	63.3
Top Speed [km/h]	66.7	69.2	68.7	68.6	66.2
Avg. Dist. to Rail [m]	2.1	1.6	2.3	3.8	2.1
Avg. Stride Freq. [Hz]	2.4	2.5	2.5	2.5	2.5
Avg. Stride Length [m]	6.1	7.6	7.6	7.4	7.2



- [] Ranking at each section and finish
- .-.- No data available at this section
- NA No data available



Horse/Jockey Name	La Petite Maison
Final Rank	3
Fastest Section Time (Section)	0:10.59 (800m)
Top Speed [km/h] (Section)	69.4 (Overall)
Race State	Finished

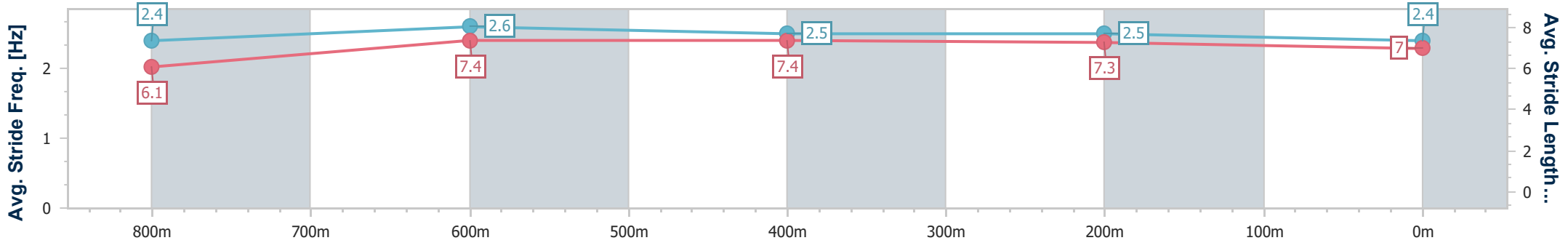
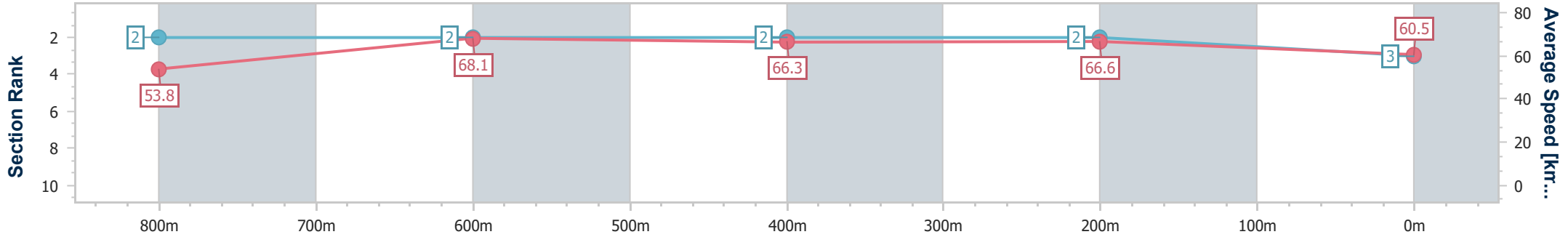


Eagle Farm QLD Professional
 Race 4: Aquis Stallions BM65 Handicap - 1000m
 02 October 2024 - 16:04
 Track Rating: Good 4, Weather: Fine, Rail Position: +9m Entire



BRISBANE
 RACING CLUB

Section	Overall	800m	600m	400m	200m
Section Times	0:57.61 [3] (0:13.43)	0:44.18 [2] (0:10.59)	0:33.59 [2] (0:10.88)	0:22.71 [2] (0:10.81)	0:11.90 [2] (0:11.90)
Average Speed [km/h]	53.8	68.1	66.3	66.6	60.5
Top Speed [km/h]	69.4	69.3	66.6	68.4	64.9
Avg. Dist. to Rail [m]	3.0	0.3	0.3	3.2	2.9
Avg. Stride Freq. [Hz]	2.4	2.6	2.5	2.5	2.4
Avg. Stride Length [m]	6.1	7.4	7.4	7.3	7.0



- [] Ranking at each section and finish
- .-.- No data available at this section
- NA No data available



Horse/Jockey Name	Beachside Babe
Final Rank	4
Fastest Section Time (Section)	0:10.69 (600m)
Top Speed [km/h] (Section)	68.9 (800m)
Race State	Finished

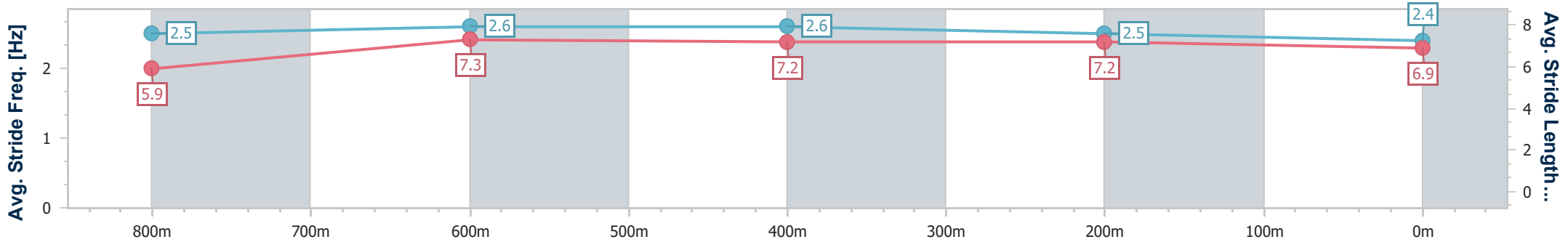
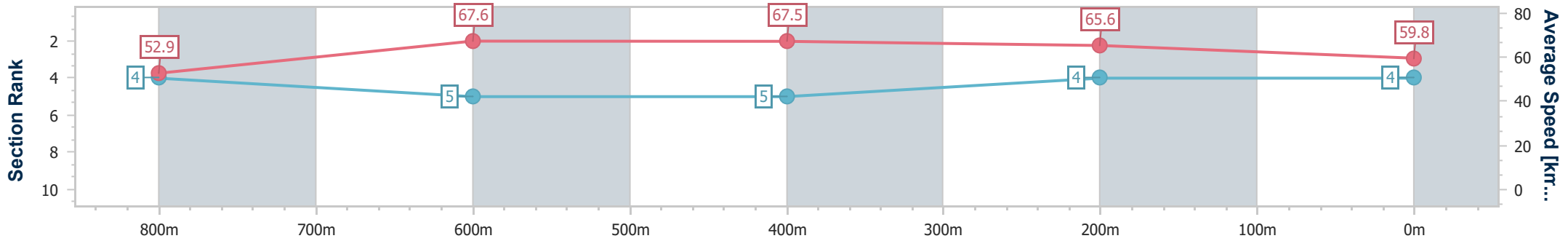


Eagle Farm QLD Professional
 Race 4: Aquis Stallions BM65 Handicap - 1000m
 02 October 2024 - 16:04
 Track Rating: Good 4, Weather: Fine, Rail Position: +9m Entire



BRISBANE
RACING CLUB

Section	Overall	800m	600m	400m	200m
Section Times	0:58.12 [4] (0:13.69)	0:44.43 [4] (0:10.71)	0:33.72 [5] (0:10.69)	0:23.03 [5] (0:10.96)	0:12.07 [4] (0:12.07)
Average Speed [km/h]	52.9	67.6	67.5	65.6	59.8
Top Speed [km/h]	68.5	68.9	68.8	67.9	63.9
Avg. Dist. to Rail [m]	1.0	1.6	0.6	2.3	1.6
Avg. Stride Freq. [Hz]	2.5	2.6	2.6	2.5	2.4
Avg. Stride Length [m]	5.9	7.3	7.2	7.2	6.9



- [] Ranking at each section and finish
- .-.- No data available at this section
- NA No data available



Horse/Jockey Name	Glorious Ruby
Final Rank	5
Fastest Section Time (Section)	0:10.55 (800m)
Top Speed [km/h] (Section)	68.7 (400m)
Race State	Finished



Eagle Farm QLD Professional
Race 4: Aquis Stallions BM65 Handicap - 1000m

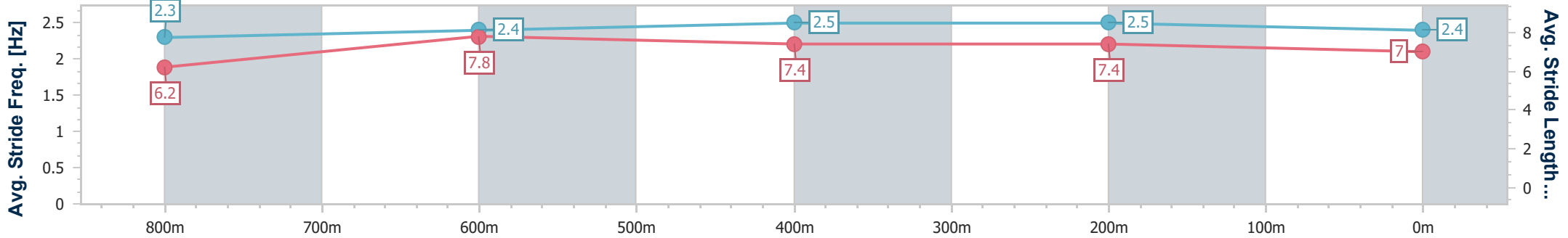
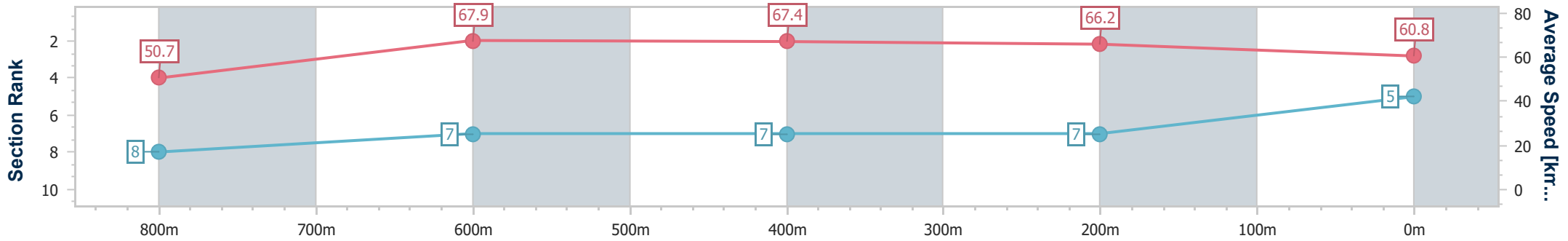
02 October 2024 - 16:04

Track Rating: Good 4, Weather: Fine, Rail Position: +9m Entire



BRISBANE
RACING CLUB

Section	Overall	800m	600m	400m	200m
Section Times	0:58.14 [5] (0:14.22)	0:43.92 [8] (0:10.55)	0:33.37 [7] (0:10.67)	0:22.70 [7] (0:10.86)	0:11.84 [7] (0:11.84)
Average Speed [km/h]	50.7	67.9	67.4	66.2	60.8
Top Speed [km/h]	67.3	68.1	68.3	68.7	64.3
Avg. Dist. to Rail [m]	1.8	1.3	0.7	3.9	5.0
Avg. Stride Freq. [Hz]	2.3	2.4	2.5	2.5	2.4
Avg. Stride Length [m]	6.2	7.8	7.4	7.4	7.0



- [] Ranking at each section and finish
- .-.- No data available at this section
- NA No data available



Horse/Jockey Name	Tiz Enuf
Final Rank	6
Fastest Section Time (Section)	0:10.56 (800m)
Top Speed [km/h] (Section)	70.6 (800m)
Race State	Finished



Eagle Farm QLD Professional
Race 4: Aquis Stallions BM65 Handicap - 1000m

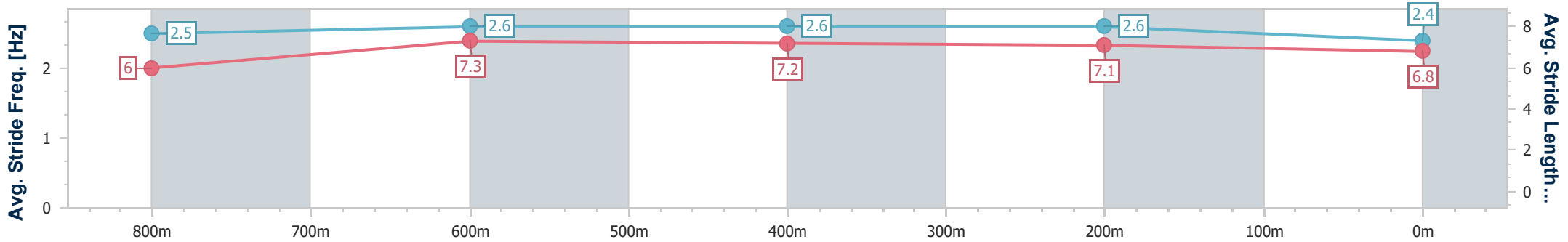
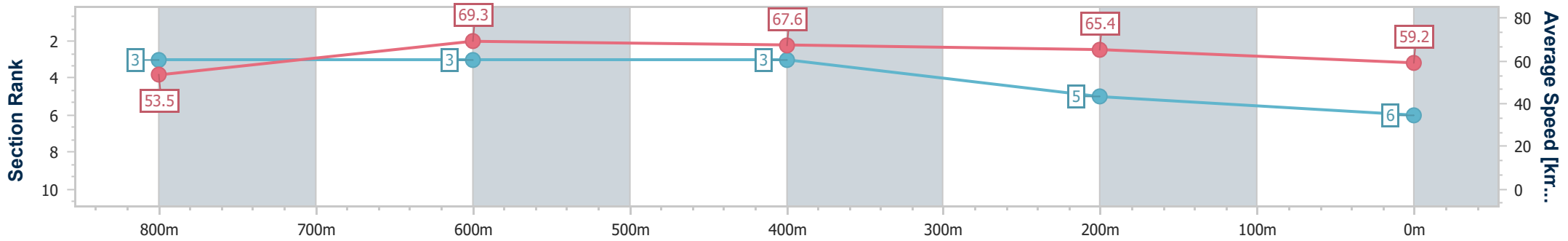
02 October 2024 - 16:04

Track Rating: Good 4, Weather: Fine, Rail Position: +9m Entire



BRISBANE
RACING CLUB

Section	Overall	800m	600m	400m	200m
Section Times	0:58.21 [6] (0:13.53)	0:44.68 [3] (0:10.56)	0:34.12 [3] (0:10.95)	0:23.17 [3] (0:11.03)	0:12.14 [5] (0:12.14)
Average Speed [km/h]	53.5	69.3	67.6	65.4	59.2
Top Speed [km/h]	69.7	70.6	68.3	67.1	62.6
Avg. Dist. to Rail [m]	4.4	3.5	5.6	4.1	3.1
Avg. Stride Freq. [Hz]	2.5	2.6	2.6	2.6	2.4
Avg. Stride Length [m]	6.0	7.3	7.2	7.1	6.8



- [] Ranking at each section and finish
- .-.- No data available at this section
- NA No data available



Horse/Jockey Name	City Chick
Final Rank	7
Fastest Section Time (Section)	0:10.66 (800m)
Top Speed [km/h] (Section)	69.8 (800m)
Race State	Finished

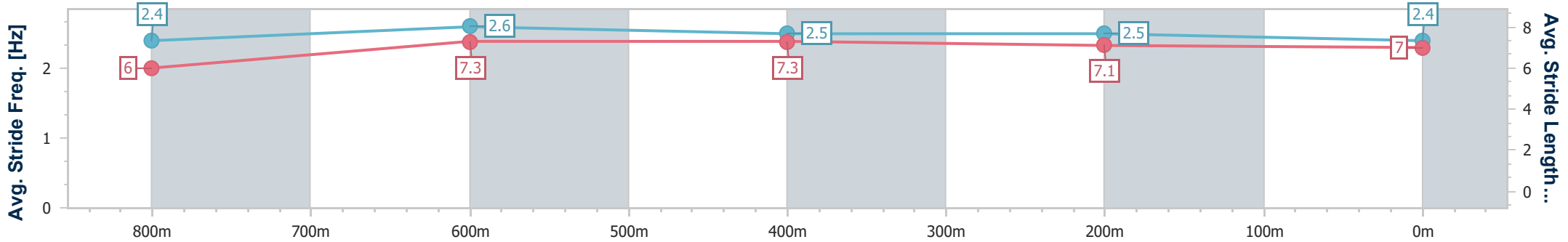
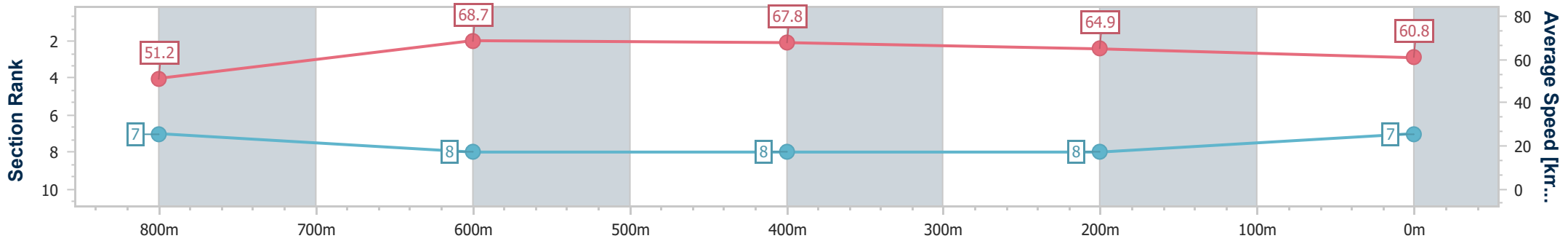


Eagle Farm QLD Professional
 Race 4: Aquis Stallions BM65 Handicap - 1000m
 02 October 2024 - 16:04
 Track Rating: Good 4, Weather: Fine, Rail Position: +9m Entire



BRISBANE
 RACING CLUB

Section	Overall	800m	600m	400m	200m
Section Times	0:58.55 [7] (0:14.15)	0:44.40 [7] (0:10.66)	0:33.74 [8] (0:10.77)	0:22.97 [8] (0:11.10)	0:11.87 [8] (0:11.87)
Average Speed [km/h]	51.2	68.7	67.8	64.9	60.8
Top Speed [km/h]	68.3	69.8	68.8	67.7	63.7
Avg. Dist. to Rail [m]	3.2	3.0	3.8	6.0	4.3
Avg. Stride Freq. [Hz]	2.4	2.6	2.5	2.5	2.4
Avg. Stride Length [m]	6.0	7.3	7.3	7.1	7.0



- [] Ranking at each section and finish
- .-.- No data available at this section
- NA No data available



Horse/Jockey Name	Carribbean King
Final Rank	8
Fastest Section Time (Section)	0:10.56 (800m)
Top Speed [km/h] (Section)	68.6 (800m)
Race State	Finished



Eagle Farm QLD Professional
Race 4: Aquis Stallions BM65 Handicap - 1000m

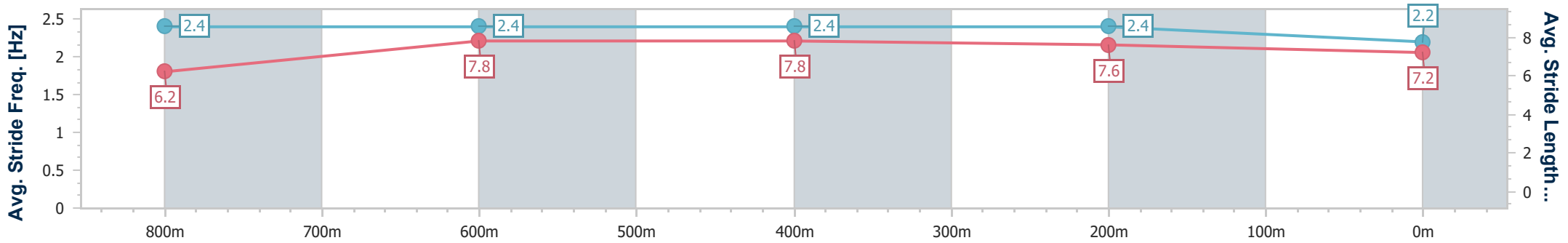
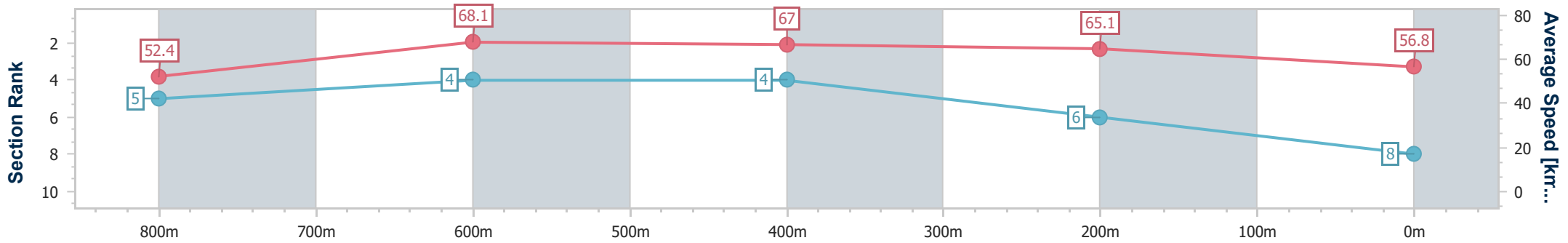
02 October 2024 - 16:04

Track Rating: Good 4, Weather: Fine, Rail Position: +9m Entire



BRISBANE RACING CLUB

Section	Overall	800m	600m	400m	200m
Section Times	0:58.77 [8] (0:13.72)	0:45.05 [5] (0:10.56)	0:34.49 [4] (0:10.80)	0:23.69 [4] (0:11.05)	0:12.64 [6] (0:12.64)
Average Speed [km/h]	52.4	68.1	67.0	65.1	56.8
Top Speed [km/h]	68.5	68.6	68.2	66.5	62.9
Avg. Dist. to Rail [m]	1.3	0.5	1.0	1.2	1.5
Avg. Stride Freq. [Hz]	2.4	2.4	2.4	2.4	2.2
Avg. Stride Length [m]	6.2	7.8	7.8	7.6	7.2



- [] Ranking at each section and finish
- .-.- No data available at this section
- NA No data available



Eagle Farm QLD Professional

Race 5: u&u Recruitment BM65 Handicap - 1600m

02 October 2024 - 16:38



BRISBANE
RACING CLUB

Track Rating: Good 4, Weather: Fine, Rail Position: +9m Entire

Section			Overall	1400m	1200m	1000m	800m	600m	400m	Last 600m			
Field Times			1:36.20 (0:13.79)	1:22.41 (0:11.37)	1:11.04 (0:11.64)	0:59.40 (0:11.81)	0:47.59 (0:11.91)	0:35.68 (0:11.60)	0:24.08 (0:11.77)	0:35.68			
Rank	TAB	Horse/Jockey	Barrier	Top Speed [km/h]	Fastest Section								Distance Travelled [m]
1	4	HOUSTON ROCKET Tahlia Fenlon	11	66.6 400m	0:11.15 400m	1:36.20 [1] (0:14.79)	1:21.41 [9] (0:11.98)	1:09.43 [10] (0:11.75)	0:57.68 [10] (0:11.49)	0:46.19 [10] (0:11.70)	0:34.49 [10] (0:11.34)	0:23.15 [9] (0:11.15)	0:34.49
2	8	OLD SONG Noel Callow	5	66.5 600m	0:11.30 600m	1:36.25 [2] (0:14.68)	1:21.57 [8] (0:11.86)	1:09.71 [8] (0:11.74)	0:57.97 [8] (0:11.58)	0:46.39 [9] (0:11.78)	0:34.61 [8] (0:11.30)	0:23.31 [8] (0:11.30)	0:34.61 +2
3	10	KAIROS LOUIE Justin Huxtable	7	64.0 600m	0:11.53 600m	1:36.29 [3] (0:14.01)	1:22.28 [3] (0:11.70)	1:10.58 [3] (0:11.68)	0:58.90 [3] (0:11.74)	0:47.16 [3] (0:11.82)	0:35.34 [3] (0:11.53)	0:23.81 [3] (0:11.61)	0:35.34 -2
4	7	HATASU Ryan Maloney	8	64.9 600m	0:11.40 600m	1:36.47 [4] (0:14.54)	1:21.93 [6] (0:11.58)	1:10.35 [6] (0:11.61)	0:58.74 [6] (0:11.67)	0:47.07 [6] (0:11.80)	0:35.27 [6] (0:11.40)	0:23.87 [5] (0:11.48)	0:35.27 -1
5	6	THE IRISH Boris Thornton	9	66.1 400m	0:11.21 400m	1:36.47 [5] (0:14.89)	1:21.58 [10] (0:11.74)	1:09.84 [9] (0:11.65)	0:58.19 [9] (0:11.53)	0:46.66 [8] (0:11.85)	0:34.81 [9] (0:11.47)	0:23.34 [10] (0:11.21)	0:34.81 +1
6	2	MR WANDJI Jake Molloy	4	64.4 1400m	0:11.37 1400m	1:36.59 [6] (0:13.79)	1:22.80 [1] (0:11.37)	1:11.43 [1] (0:11.64)	0:59.79 [1] (0:11.81)	0:47.98 [1] (0:11.91)	0:36.07 [1] (0:11.60)	0:24.47 [1] (0:11.77)	0:36.07 -2
7	11	GLEBE Andrew Mallyon	6	63.8 600m	0:11.45 600m	1:36.70 [7] (0:14.30)	1:22.40 [5] (0:11.48)	1:10.92 [4] (0:11.61)	0:59.31 [4] (0:11.80)	0:47.51 [4] (0:11.88)	0:35.63 [4] (0:11.45)	0:24.18 [4] (0:11.58)	0:35.63 +3
8	3	SECURITY ADVISOR Melea Castle	1	64.2 400m	0:11.53 600m	1:36.79 [8] (0:14.64)	1:22.15 [7] (0:11.57)	1:10.58 [7] (0:11.61)	0:58.97 [7] (0:11.58)	0:47.39 [7] (0:11.96)	0:35.43 [7] (0:11.53)	0:23.90 [7] (0:11.53)	0:35.43 -4
9	1	KOKONOTSU James Orman	10	64.1 Overall	0:11.54 1400m	1:37.45 [9] (0:13.82)	1:23.63 [2] (0:11.54)	1:12.09 [2] (0:11.68)	1:00.41 [2] (0:11.81)	0:48.60 [2] (0:11.93)	0:36.67 [2] (0:11.55)	0:25.12 [2] (0:11.89)	0:36.67 +2
10	9	CONQUISTADORES Martin Harley	3	64.0 600m	0:11.49 600m	1:37.54 [10] (0:14.24)	1:23.30 [4] (0:11.64)	1:11.66 [5] (0:11.68)	0:59.98 [5] (0:11.67)	0:48.31 [5] (0:11.95)	0:36.36 [5] (0:11.49)	0:24.87 [6] (0:11.72)	0:36.36 -4

Scratched: Tambourine Man (#5)

[] Ranking at each section and finish
 -:-:- No data available at this section
 NA No data available

SCN Saddle cloth number
 DNF Did not finish
 DNT Did not track



Eagle Farm QLD Professional

Race 5: u&u Recruitment BM65 Handicap - 1600m

02 October 2024 - 16:38



BRISBANE
RACING CLUB

Track Rating: Good 4, Weather: Fine, Rail Position: +9m Entire

Section							200m			Last 600m
Field Times							0:12.31			0:35.68
							(0:12.31)			
Rank	TAB	Horse/Jockey	Barrier	Top Speed [km/h]	Fastest Section	Margin			Distance Travelled [m]	
1	4	HOUSTON ROCKET	11	66.6	0:11.15	0:12.00 [5]	1:36.20		0:34.49	
		Tahlia Fenlon		400m	400m	(0:12.00)				
2	8	OLD SONG	5	66.5	0:11.30	0:12.01 [7]	0.25L		0:34.61 +2	
		Noel Callow		600m	600m	(0:12.01)				
3	10	KAIROS LOUIE	7	64.0	0:11.53	0:12.20 [3]	0.52L		0:35.34 -2	
		Justin Huxtable		600m	600m	(0:12.20)				
4	7	HATASU	8	64.9	0:11.40	0:12.39 [2]	1.57L		0:35.27 -1	
		Ryan Maloney		600m	600m	(0:12.39)				
5	6	THE IRISH	9	66.1	0:11.21	0:12.13 [8]	1.58L		0:34.81 +1	
		Boris Thornton		400m	400m	(0:12.13)				
6	2	MR WANDJI	4	64.4	0:11.37	0:12.70 [1]	2.29L		0:36.07 -2	
		Jake Molloy		1400m	1400m	(0:12.70)				
7	11	GLEBE	6	63.8	0:11.45	0:12.60 [4]	2.93L		0:35.63 +3	
		Andrew Mallyon		600m	600m	(0:12.60)				
8	3	SECURITY ADVISOR	1	64.2	0:11.53	0:12.37 [10]	3.43L		0:35.43 -4	
		Melea Castle		400m	600m	(0:12.37)				
9	1	KOKONOTSU	10	64.1	0:11.54	0:13.23 [6]	7.32L		0:36.67 +2	
		James Orman		Overall	1400m	(0:13.23)				
10	9	CONQUISTADORES	3	64.0	0:11.49	0:13.15 [9]	7.84L		0:36.36 -4	
		Martin Harley		600m	600m	(0:13.15)				

Scratched: Tambourine Man (#5)

Report Created: Wed 2 October 2024 17:16 GMT+1 (Note: Timing is based on position data)

Page 2/12

[] Ranking at each section and finish
 -:-:- No data available at this section
 NA No data available

SCN Saddle cloth number
 DNF Did not finish
 DNT Did not track

data processed by  TRIPLESDATA



Horse/Jockey Name	Houston Rocket
Final Rank	1
Fastest Section Time (Section)	0:11.15 (400m)
Top Speed [km/h] (Section)	66.6 (400m)
Race State	Finished



Eagle Farm QLD Professional

Race 5: u&u Recruitment BM65 Handicap - 1600m

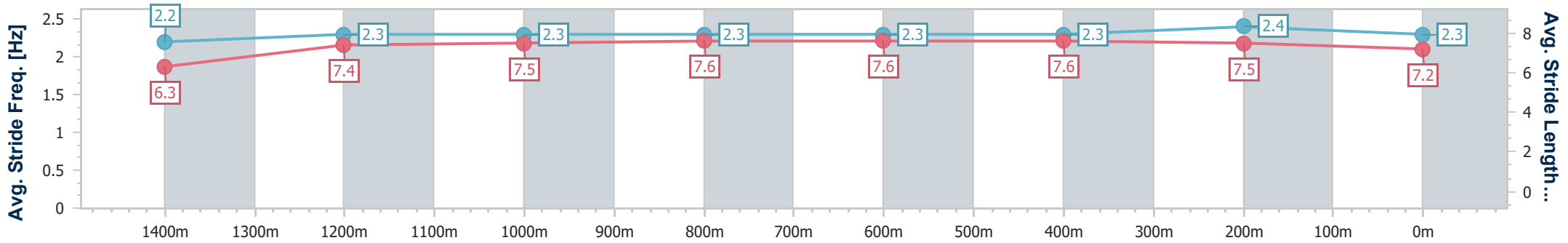
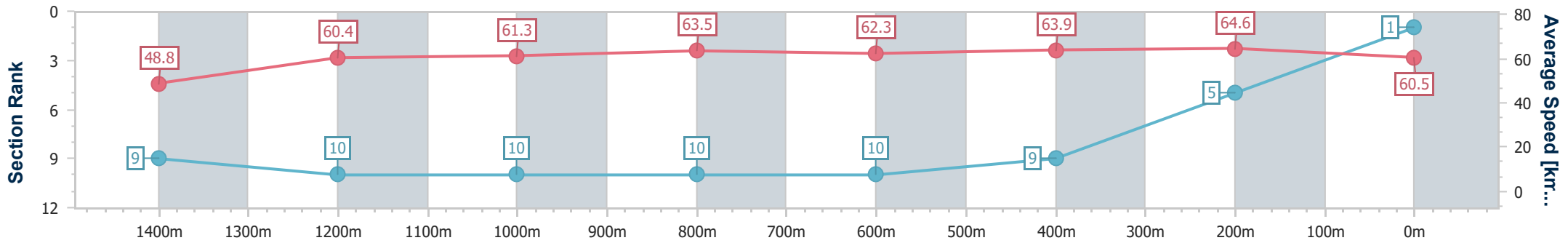
02 October 2024 - 16:38

Track Rating: Good 4, Weather: Fine, Rail Position: +9m Entire



BRISBANE RACING CLUB

Section	Overall	1400m	1200m	1000m	800m	600m	400m	200m
Section Times	1:36.20 [1] (0:14.79)	1:21.41 [9] (0:11.98)	1:09.43 [10] (0:11.75)	0:57.68 [10] (0:11.49)	0:46.19 [10] (0:11.70)	0:34.49 [10] (0:11.34)	0:23.15 [9] (0:11.15)	0:12.00 [5]
Average Speed [km/h]	48.8	60.4	61.3	63.5	62.3	63.9	64.6	60.5
Top Speed [km/h]	58.6	62.1	62.3	64.9	64.5	66.1	66.6	61.9
Avg. Dist. to Rail [m]	9.1	3.3	2.6	2.2	2.5	2.3	5.8	7.5
Avg. Stride Freq. [Hz]	2.2	2.3	2.3	2.3	2.3	2.3	2.4	2.3
Avg. Stride Length [m]	6.3	7.4	7.5	7.6	7.6	7.6	7.5	7.2



- [] Ranking at each section and finish
- .-.- No data available at this section
- NA No data available



Horse/Jockey Name	Old Song
Final Rank	2
Fastest Section Time (Section)	0:11.30 (600m)
Top Speed [km/h] (Section)	66.5 (600m)
Race State	Finished



Eagle Farm QLD Professional

Race 5: u&u Recruitment BM65 Handicap - 1600m

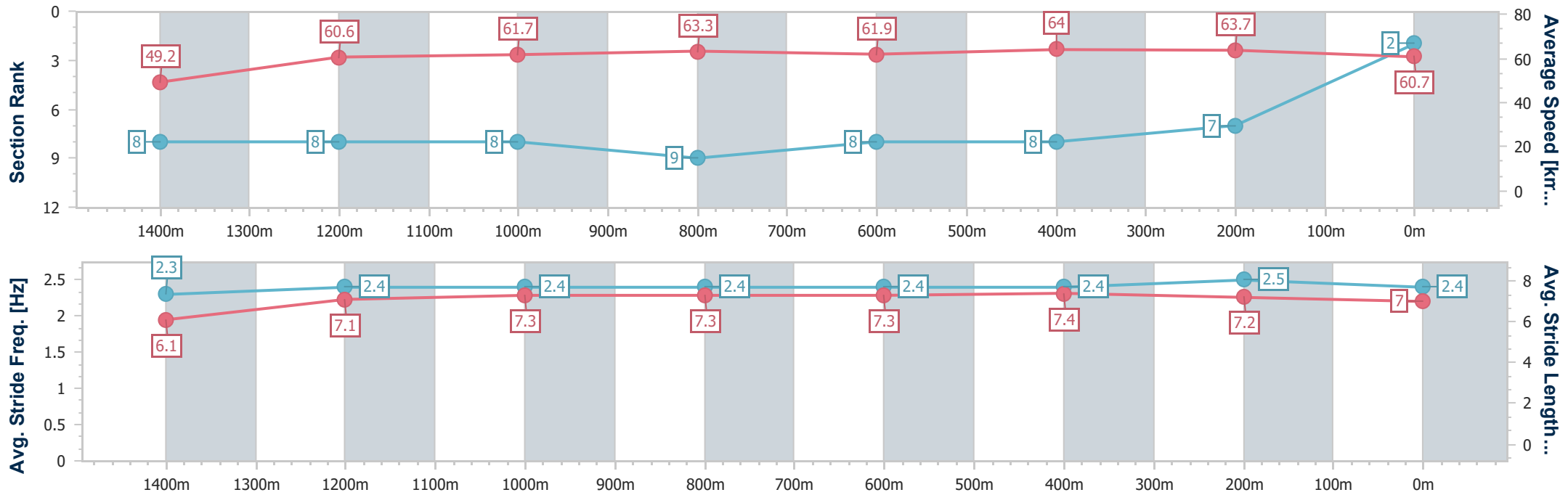
02 October 2024 - 16:38

Track Rating: Good 4, Weather: Fine, Rail Position: +9m Entire



BRISBANE RACING CLUB

Section	Overall	1400m	1200m	1000m	800m	600m	400m	200m
Section Times	1:36.25 [2] (0:14.68)	1:21.57 [8] (0:11.86)	1:09.71 [8] (0:11.74)	0:57.97 [8] (0:11.58)	0:46.39 [9] (0:11.78)	0:34.61 [8] (0:11.30)	0:23.31 [8] (0:11.30)	0:12.01 [7] (0:12.01)
Average Speed [km/h]	49.2	60.6	61.7	63.3	61.9	64.0	63.7	60.7
Top Speed [km/h]	61.0	62.4	62.9	65.4	63.8	66.5	66.3	62.0
Avg. Dist. to Rail [m]	4.6	2.6	2.9	3.7	3.2	1.5	4.4	6.1
Avg. Stride Freq. [Hz]	2.3	2.4	2.4	2.4	2.4	2.4	2.5	2.4
Avg. Stride Length [m]	6.1	7.1	7.3	7.3	7.3	7.4	7.2	7.0



- [] Ranking at each section and finish
- .-.- No data available at this section
- NA No data available



Horse/Jockey Name	Kairos Louie
Final Rank	3
Fastest Section Time (Section)	0:11.53 (600m)
Top Speed [km/h] (Section)	64.0 (600m)
Race State	Finished



Eagle Farm QLD Professional

Race 5: u&u Recruitment BM65 Handicap - 1600m

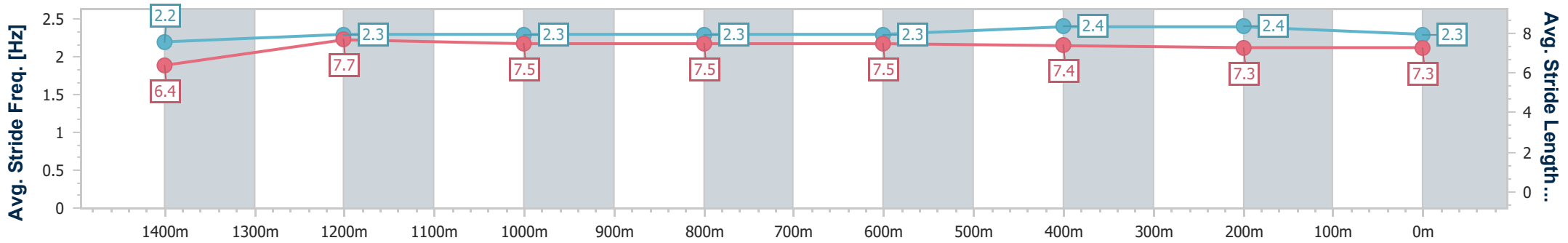
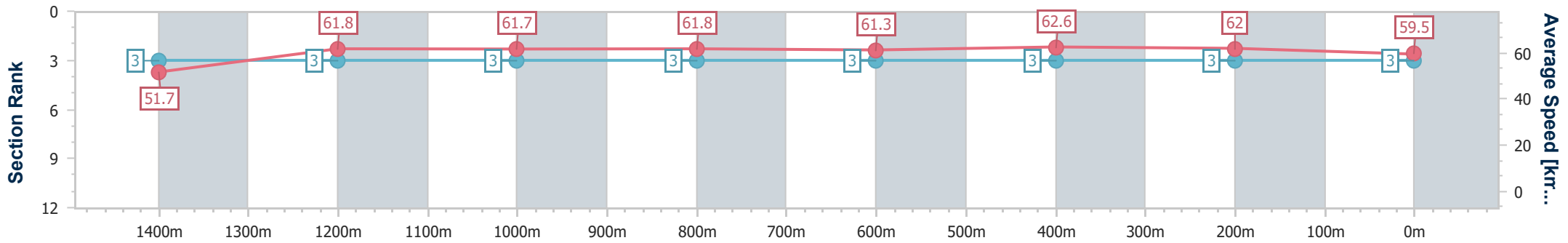
02 October 2024 - 16:38

Track Rating: Good 4, Weather: Fine, Rail Position: +9m Entire



BRISBANE RACING CLUB

Section	Overall	1400m	1200m	1000m	800m	600m	400m	200m
Section Times	1:36.29 [3] (0:14.01)	1:22.28 [3] (0:11.70)	1:10.58 [3] (0:11.68)	0:58.90 [3] (0:11.74)	0:47.16 [3] (0:11.82)	0:35.34 [3] (0:11.53)	0:23.81 [3] (0:11.61)	0:12.20 [3] (0:12.20)
Average Speed [km/h]	51.7	61.8	61.7	61.8	61.3	62.6	62.0	59.5
Top Speed [km/h]	63.2	63.1	62.8	62.8	62.6	64.0	63.6	61.1
Avg. Dist. to Rail [m]	7.6	2.3	1.9	2.3	1.3	0.4	1.1	1.8
Avg. Stride Freq. [Hz]	2.2	2.3	2.3	2.3	2.3	2.4	2.4	2.3
Avg. Stride Length [m]	6.4	7.7	7.5	7.5	7.5	7.4	7.3	7.3



- [] Ranking at each section and finish
- .-.- No data available at this section
- NA No data available



Horse/Jockey Name	Hatasu
Final Rank	4
Fastest Section Time (Section)	0:11.40 (600m)
Top Speed [km/h] (Section)	64.9 (600m)
Race State	Finished



Eagle Farm QLD Professional

Race 5: u&u Recruitment BM65 Handicap - 1600m

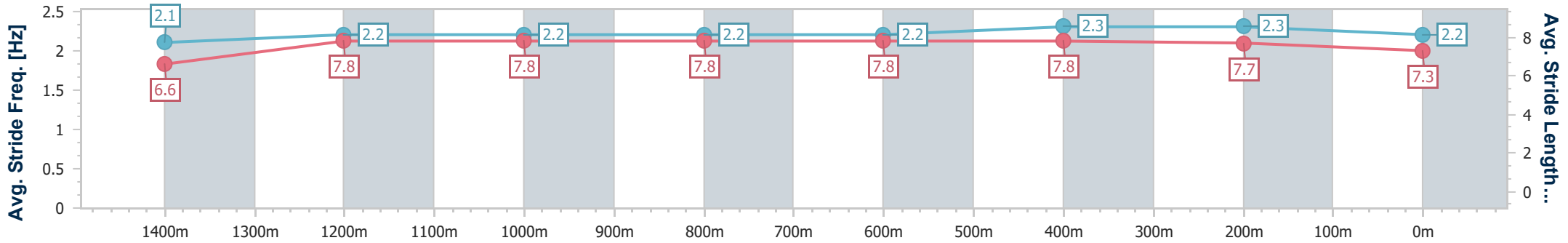
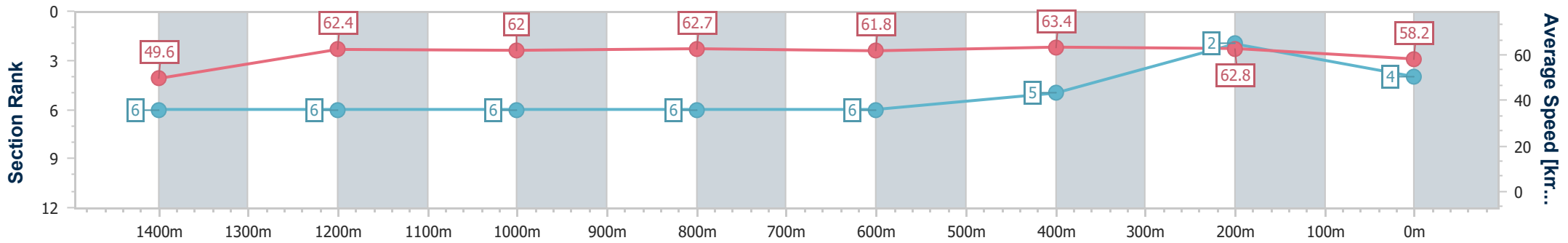
02 October 2024 - 16:38

Track Rating: Good 4, Weather: Fine, Rail Position: +9m Entire



BRISBANE RACING CLUB

Section	Overall	1400m	1200m	1000m	800m	600m	400m	200m
Section Times	1:36.47 [4] (0:14.54)	1:21.93 [6] (0:11.58)	1:10.35 [6] (0:11.61)	0:58.74 [6] (0:11.67)	0:47.07 [6] (0:11.80)	0:35.27 [6] (0:11.40)	0:23.87 [5] (0:11.48)	0:12.39 [2] (0:12.39)
Average Speed [km/h]	49.6	62.4	62.0	62.7	61.8	63.4	62.8	58.2
Top Speed [km/h]	62.9	62.8	63.2	63.8	63.4	64.9	64.4	61.3
Avg. Dist. to Rail [m]	5.7	1.9	1.5	2.9	2.7	1.2	3.4	4.1
Avg. Stride Freq. [Hz]	2.1	2.2	2.2	2.2	2.2	2.3	2.3	2.2
Avg. Stride Length [m]	6.6	7.8	7.8	7.8	7.8	7.8	7.7	7.3



- [] Ranking at each section and finish
- .-.- No data available at this section
- NA No data available



Horse/Jockey Name	The Irish
Final Rank	5
Fastest Section Time (Section)	0:11.21 (400m)
Top Speed [km/h] (Section)	66.1 (400m)
Race State	Finished



Eagle Farm QLD Professional

Race 5: u&u Recruitment BM65 Handicap - 1600m

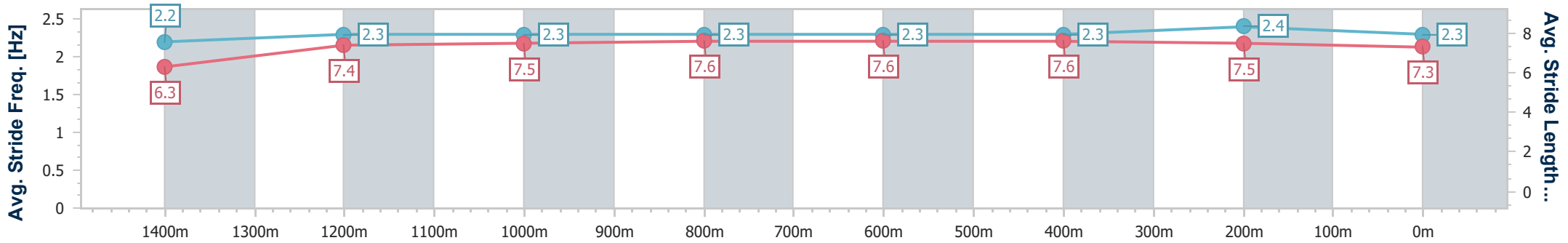
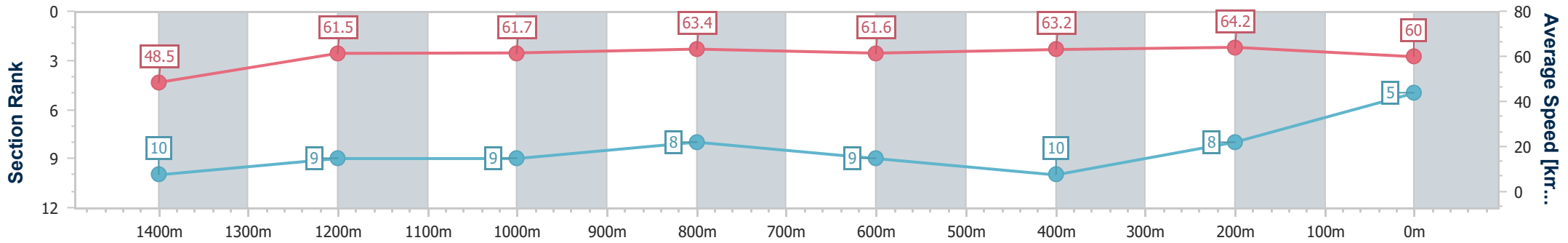
02 October 2024 - 16:38

Track Rating: Good 4, Weather: Fine, Rail Position: +9m Entire



BRISBANE RACING CLUB

Section	Overall	1400m	1200m	1000m	800m	600m	400m	200m
Section Times	1:36.47 [5] (0:14.89)	1:21.58 [10] (0:11.74)	1:09.84 [9] (0:11.65)	0:58.19 [9] (0:11.53)	0:46.66 [8] (0:11.85)	0:34.81 [9] (0:11.47)	0:23.34 [10] (0:11.21)	0:12.13 [8] (0:12.13)
Average Speed [km/h]	48.5	61.5	61.7	63.4	61.6	63.2	64.2	60.0
Top Speed [km/h]	60.8	62.5	62.8	64.8	64.7	65.5	66.1	61.5
Avg. Dist. to Rail [m]	8.0	1.8	1.8	2.8	2.8	1.6	3.0	2.5
Avg. Stride Freq. [Hz]	2.2	2.3	2.3	2.3	2.3	2.3	2.4	2.3
Avg. Stride Length [m]	6.3	7.4	7.5	7.6	7.6	7.6	7.5	7.3



- [] Ranking at each section and finish
- .-.- No data available at this section
- NA No data available



Horse/Jockey Name	Mr Wandji
Final Rank	6
Fastest Section Time (Section)	0:11.37 (1400m)
Top Speed [km/h] (Section)	64.4 (1400m)
Race State	Finished



Eagle Farm QLD Professional

Race 5: u&u Recruitment BM65 Handicap - 1600m

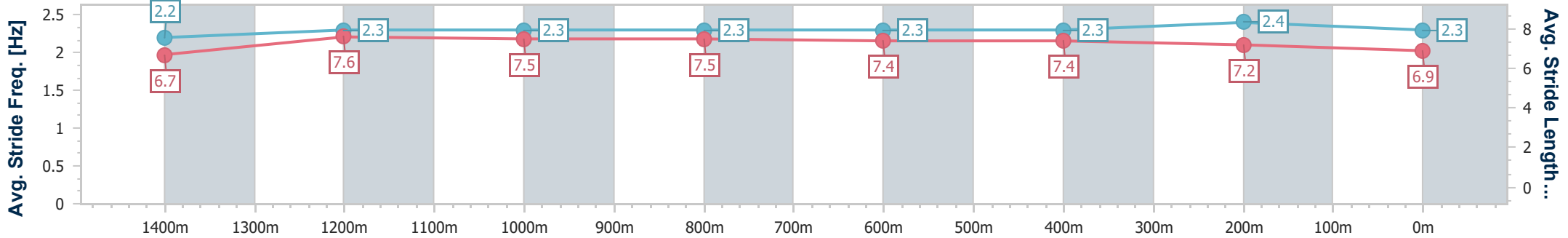
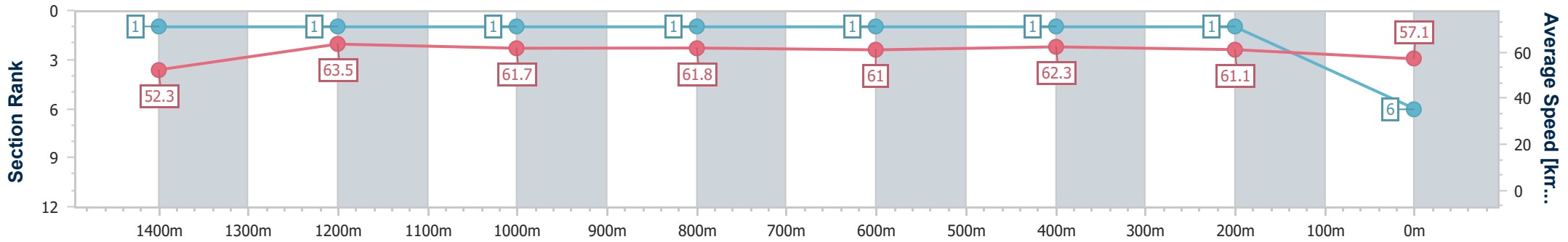
02 October 2024 - 16:38

Track Rating: Good 4, Weather: Fine, Rail Position: +9m Entire



BRISBANE RACING CLUB

Section	Overall	1400m	1200m	1000m	800m	600m	400m	200m
Section Times	1:36.59 [6] (0:13.79)	1:22.80 [1] (0:11.37)	1:11.43 [1] (0:11.64)	0:59.79 [1] (0:11.81)	0:47.98 [1] (0:11.91)	0:36.07 [1] (0:11.60)	0:24.47 [1] (0:11.77)	0:12.70 [1] (0:12.70)
Average Speed [km/h]	52.3	63.5	61.7	61.8	61.0	62.3	61.1	57.1
Top Speed [km/h]	64.2	64.4	62.6	62.4	61.6	64.3	63.0	59.7
Avg. Dist. to Rail [m]	4.9	0.7	1.1	2.1	2.1	0.7	1.3	1.2
Avg. Stride Freq. [Hz]	2.2	2.3	2.3	2.3	2.3	2.3	2.4	2.3
Avg. Stride Length [m]	6.7	7.6	7.5	7.5	7.4	7.4	7.2	6.9



- [] Ranking at each section and finish
- .-.- No data available at this section
- NA No data available



Horse/Jockey Name	Glebe
Final Rank	7
Fastest Section Time (Section)	0:11.45 (600m)
Top Speed [km/h] (Section)	63.8 (600m)
Race State	Finished



Eagle Farm QLD Professional

Race 5: u&u Recruitment BM65 Handicap - 1600m

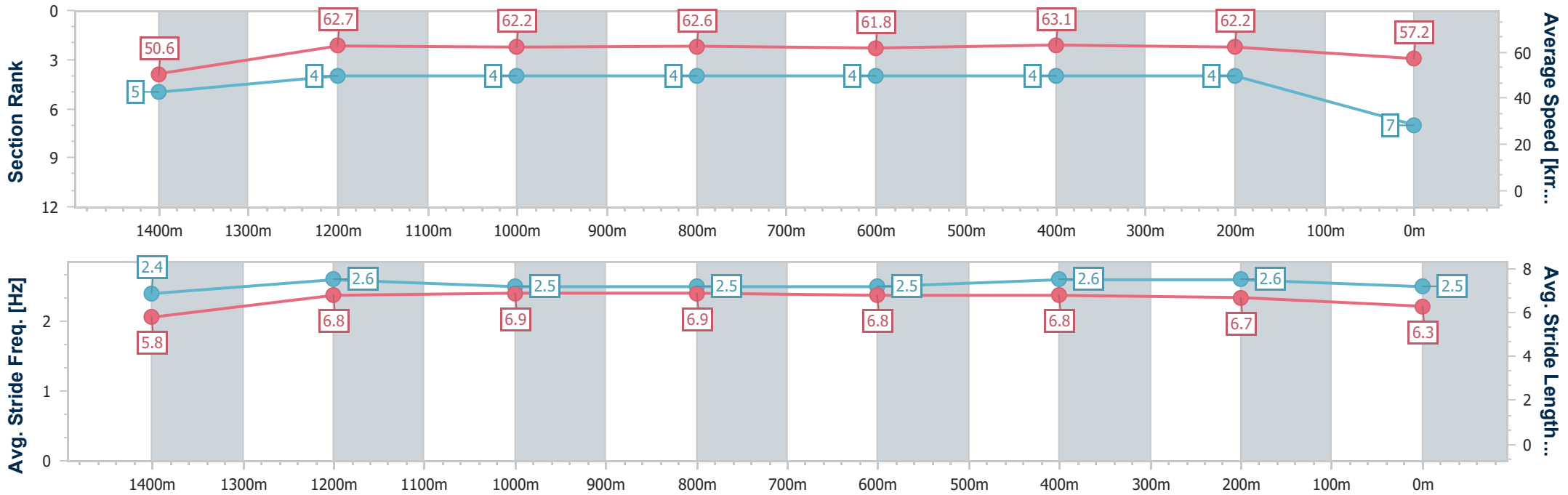
02 October 2024 - 16:38

Track Rating: Good 4, Weather: Fine, Rail Position: +9m Entire



BRISBANE RACING CLUB

Section	Overall	1400m	1200m	1000m	800m	600m	400m	200m
Section Times	1:36.70 [7] (0:14.30)	1:22.40 [5] (0:11.48)	1:10.92 [4] (0:11.61)	0:59.31 [4] (0:11.80)	0:47.51 [4] (0:11.88)	0:35.63 [4] (0:11.45)	0:24.18 [4] (0:11.58)	0:12.60 [4] (0:12.60)
Average Speed [km/h]	50.6	62.7	62.2	62.6	61.8	63.1	62.2	57.2
Top Speed [km/h]	63.2	63.5	62.9	63.2	63.1	63.8	63.8	60.3
Avg. Dist. to Rail [m]	6.0	2.6	3.5	5.2	4.1	0.8	1.4	3.4
Avg. Stride Freq. [Hz]	2.4	2.6	2.5	2.5	2.5	2.6	2.6	2.5
Avg. Stride Length [m]	5.8	6.8	6.9	6.9	6.8	6.8	6.7	6.3



- [] Ranking at each section and finish
- .-.- No data available at this section
- NA No data available



Horse/Jockey Name	Security Advisor
Final Rank	8
Fastest Section Time (Section)	0:11.53 (600m)
Top Speed [km/h] (Section)	64.2 (400m)
Race State	Finished



Eagle Farm QLD Professional

Race 5: u&u Recruitment BM65 Handicap - 1600m

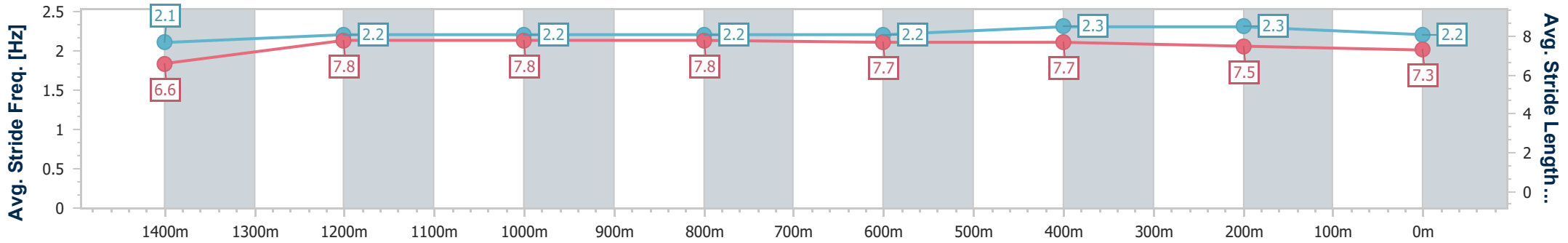
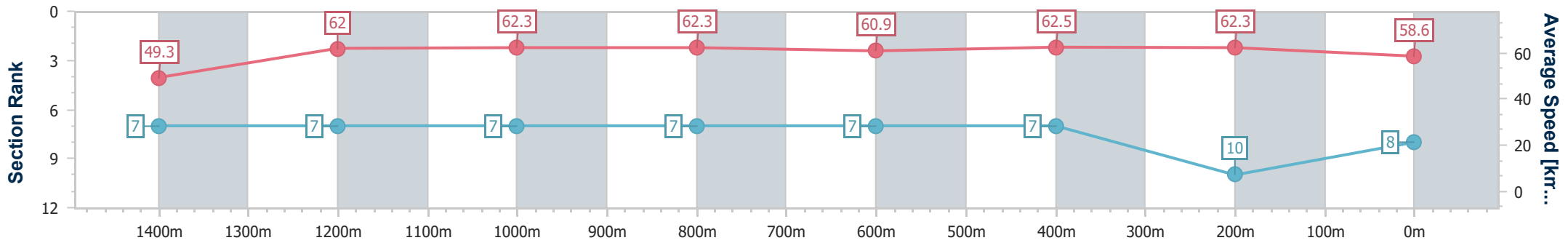
02 October 2024 - 16:38

Track Rating: Good 4, Weather: Fine, Rail Position: +9m Entire



BRISBANE RACING CLUB

Section	Overall	1400m	1200m	1000m	800m	600m	400m	200m
Section Times	1:36.79 [8] (0:14.64)	1:22.15 [7] (0:11.57)	1:10.58 [7] (0:11.61)	0:58.97 [7] (0:11.58)	0:47.39 [7] (0:11.96)	0:35.43 [7] (0:11.53)	0:23.90 [7] (0:11.53)	0:12.37 [10] (0:12.37)
Average Speed [km/h]	49.3	62.0	62.3	62.3	60.9	62.5	62.3	58.6
Top Speed [km/h]	62.0	63.8	63.6	63.7	62.1	64.0	64.2	60.6
Avg. Dist. to Rail [m]	2.8	1.4	1.1	1.4	1.7	0.5	1.5	1.1
Avg. Stride Freq. [Hz]	2.1	2.2	2.2	2.2	2.2	2.3	2.3	2.2
Avg. Stride Length [m]	6.6	7.8	7.8	7.8	7.7	7.7	7.5	7.3



- [] Ranking at each section and finish
- .-.- No data available at this section
- NA No data available



Horse/Jockey Name	Kokonotsu
Final Rank	9
Fastest Section Time (Section)	0:11.54 (1400m)
Top Speed [km/h] (Section)	64.1 (Overall)
Race State	Finished



Eagle Farm QLD Professional

Race 5: u&u Recruitment BM65 Handicap - 1600m

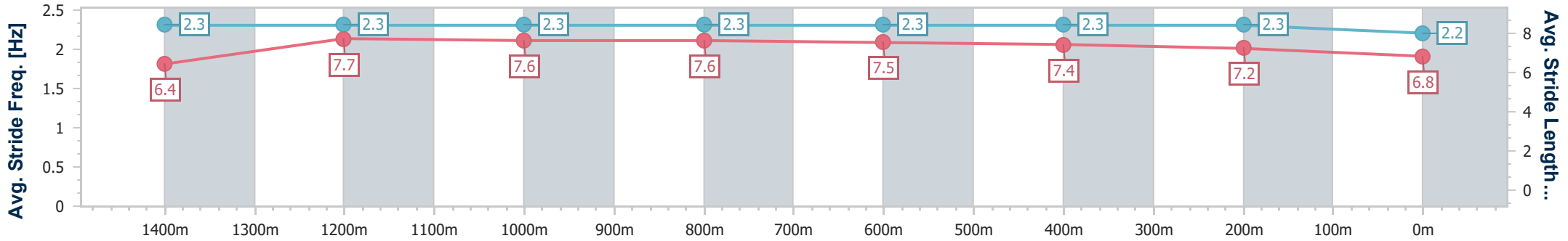
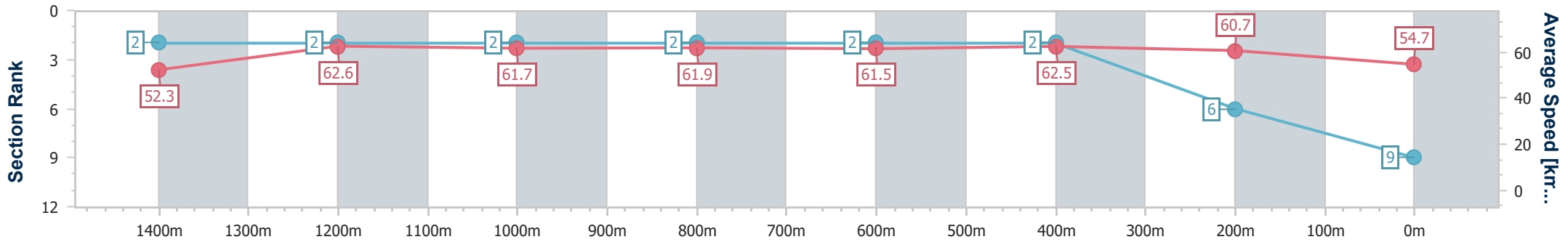
02 October 2024 - 16:38

Track Rating: Good 4, Weather: Fine, Rail Position: +9m Entire



BRISBANE RACING CLUB

Section	Overall	1400m	1200m	1000m	800m	600m	400m	200m
Section Times	1:37.45 [9] (0:13.82)	1:23.63 [2] (0:11.54)	1:12.09 [2] (0:11.68)	1:00.41 [2] (0:11.81)	0:48.60 [2] (0:11.93)	0:36.67 [2] (0:11.55)	0:25.12 [2] (0:11.89)	0:13.23 [6] (0:13.23)
Average Speed [km/h]	52.3	62.6	61.7	61.9	61.5	62.5	60.7	54.7
Top Speed [km/h]	64.1	63.8	62.7	62.9	62.0	63.6	62.5	57.9
Avg. Dist. to Rail [m]	8.3	3.0	2.8	3.8	3.1	1.1	1.9	3.2
Avg. Stride Freq. [Hz]	2.3	2.3	2.3	2.3	2.3	2.3	2.3	2.2
Avg. Stride Length [m]	6.4	7.7	7.6	7.6	7.5	7.4	7.2	6.8



- [] Ranking at each section and finish
- .-.- No data available at this section
- NA No data available



Horse/Jockey Name	Conquistadores
Final Rank	10
Fastest Section Time (Section)	0:11.49 (600m)
Top Speed [km/h] (Section)	64.0 (600m)
Race State	Finished



Eagle Farm QLD Professional

Race 5: u&u Recruitment BM65 Handicap - 1600m

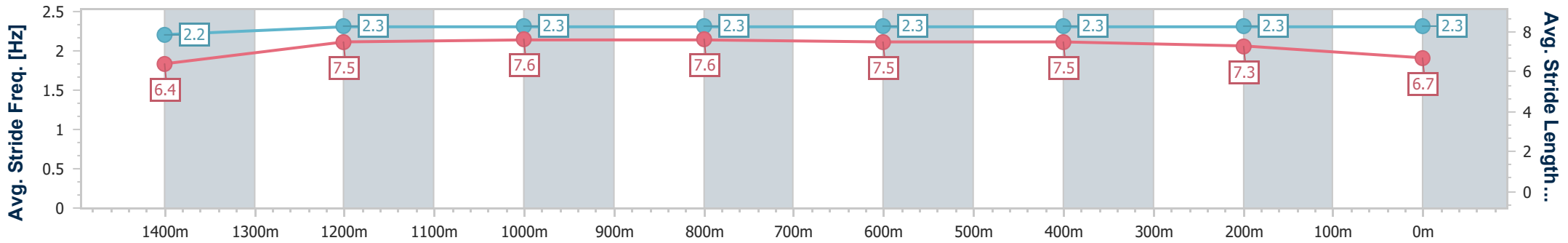
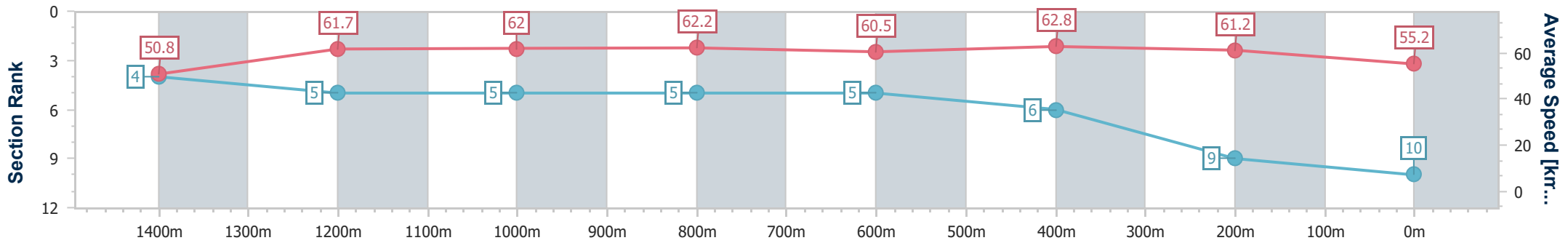
02 October 2024 - 16:38

Track Rating: Good 4, Weather: Fine, Rail Position: +9m Entire



BRISBANE RACING CLUB

Section	Overall	1400m	1200m	1000m	800m	600m	400m	200m
Section Times	1:37.54 [10] (0:14.24)	1:23.30 [4] (0:11.64)	1:11.66 [5] (0:11.68)	0:59.98 [5] (0:11.67)	0:48.31 [5] (0:11.95)	0:36.36 [5] (0:11.49)	0:24.87 [6] (0:11.72)	0:13.15 [9] (0:13.15)
Average Speed [km/h]	50.8	61.7	62.0	62.2	60.5	62.8	61.2	55.2
Top Speed [km/h]	61.9	62.7	62.5	63.0	61.6	64.0	63.0	59.1
Avg. Dist. to Rail [m]	3.5	1.1	1.3	1.8	2.0	0.6	1.0	1.2
Avg. Stride Freq. [Hz]	2.2	2.3	2.3	2.3	2.3	2.3	2.3	2.3
Avg. Stride Length [m]	6.4	7.5	7.6	7.6	7.5	7.5	7.3	6.7



- [] Ranking at each section and finish
- .-.- No data available at this section
- NA No data available



Eagle Farm QLD Professional

Race 6: Ladbrokes Odds Surge BM68 Handicap - 1400m

02 October 2024 - 17:13



BRISBANE
RACING CLUB

Track Rating: Good 4, Weather: Fine, Rail Position: +9m Entire

Section		Overall	1200m	1000m	800m	600m	400m	Last 600m				
Field Times		1:24.17 (0:13.76)	1:10.41 (0:11.13)	0:59.28 (0:11.68)	0:47.60 (0:12.00)	0:35.60 (0:11.95)	0:23.65 (0:11.50)	0:35.60				
Rank	TAB Horse/Jockey	Barrier	Top Speed [km/h]	Fastest Section	Distance Travelled [m]							
1	13 ZAKIYYA Ryan Maloney	2	65.6 1200m	0:11.21 1200m	1:24.17 [1] (0:14.02)	1:10.15 [6] (0:11.21)	0:58.94 [6] (0:11.77)	0:47.17 [6] (0:12.01)	0:35.16 [6] (0:11.74)	0:23.42 [4] (0:11.27)	0:35.16	
2	1 GRIPPING Jasper Franklin	8	64.7 400m	0:11.31 400m	1:24.38 [2] (0:14.61)	1:09.77 [9] (0:11.54)	0:58.23 [9] (0:11.51)	0:46.72 [9] (0:11.89)	0:34.83 [9] (0:11.44)	0:23.39 [7] (0:11.31)	0:34.83	-10
3	8 STRIKING PLAINS Cody Collis	4	64.7 1000m	0:11.34 400m	1:24.39 [3] (0:14.06)	1:10.33 [7] (0:11.47)	0:58.86 [7] (0:11.69)	0:47.17 [7] (0:11.96)	0:35.21 [8] (0:11.89)	0:23.32 [8] (0:11.34)	0:35.21	-5
4	7 POSEIDON RULER Tahlia Fenlon	5	64.3 1000m	0:11.41 1200m	1:24.40 [4] (0:14.39)	1:10.01 [8] (0:11.41)	0:58.60 [8] (0:11.54)	0:47.06 [8] (0:11.79)	0:35.27 [7] (0:11.95)	0:23.32 [9] (0:11.49)	0:35.27	-6
5	10 DROP THE MIC Samantha Collett	1	65.8 1200m	0:11.22 1200m	1:24.40 [5] (0:13.86)	1:10.54 [4] (0:11.22)	0:59.32 [4] (0:11.81)	0:47.51 [4] (0:11.93)	0:35.58 [4] (0:11.94)	0:23.64 [5] (0:11.53)	0:35.58	-10
6	11 LOVEWILLCOMELATER Angela Jones	9	65.6 1200m	0:11.13 1200m	1:24.49 [6] (0:13.76)	1:10.73 [1] (0:11.13)	0:59.60 [1] (0:11.68)	0:47.92 [1] (0:12.00)	0:35.92 [1] (0:11.95)	0:23.97 [1] (0:11.54)	0:35.92	-9
7	15 MAGIC ISLAND Mark Du Plessis	3	65.5 1200m	0:11.22 1200m	1:24.57 [7] (0:13.93)	1:10.64 [5] (0:11.22)	0:59.42 [5] (0:11.64)	0:47.78 [3] (0:12.11)	0:35.67 [5] (0:12.06)	0:23.61 [6] (0:11.43)	0:35.67	-7
8	12 SUNLORD James Orman	11	66.1 1200m	0:11.15 1200m	1:24.67 [8] (0:13.80)	1:10.87 [3] (0:11.15)	0:59.72 [2] (0:11.70)	0:48.02 [2] (0:12.06)	0:35.96 [2] (0:11.90)	0:24.06 [2] (0:11.57)	0:35.96	-6
9	14 CAVAUP Andrew Mallyon	10	65.9 1200m	0:11.25 1200m	1:25.13 [9] (0:13.78)	1:11.35 [2] (0:11.25)	1:00.10 [3] (0:11.91)	0:48.19 [5] (0:11.81)	0:36.38 [3] (0:11.93)	0:24.45 [3] (0:11.62)	0:36.38	+0

Scratched: Cool Encounter (#5), Mr Wandji (#3), Jovita (#6), Tambourine Man (#9), Starzam (#2), Texas (#4)

[] Ranking at each section and finish
 -:-:- No data available at this section
 NA No data available

SCN Saddle cloth number
 DNF Did not finish
 DNT Did not track



Eagle Farm QLD Professional

Race 6: Ladbrokes Odds Surge BM68 Handicap - 1400m

02 October 2024 - 17:13



BRISBANE
RACING CLUB

Track Rating: Good 4, Weather: Fine, Rail Position: +9m Entire

Section							200m			Last 600m	
Field Times							0:12.15			0:35.60	
Rank	TAB	Horse/Jockey	Barrier	Top Speed [km/h]	Fastest Section	Margin				Distance Travelled [m]	
1	13	ZAKIYYA Ryan Maloney	2	65.6 1200m	0:11.21 1200m	0:12.15 [1] (0:12.15)	1:24.17			0:35.16	
2	1	GRIPPING Jasper Franklin	8	64.7 400m	0:11.31 400m	0:12.08 [5] (0:12.08)	1.2L			0:34.83	-10
3	8	STRIKING PLAINS Cody Collis	4	64.7 1000m	0:11.34 400m	0:11.98 [8] (0:11.98)	1.27L			0:35.21	-5
4	7	POSEIDON RULER Tahlia Fenlon	5	64.3 1000m	0:11.41 1200m	0:11.83 [9] (0:11.83)	1.3L			0:35.27	-6
5	10	DROP THE MIC Samantha Collett	1	65.8 1200m	0:11.22 1200m	0:12.11 [4] (0:12.11)	1.32L			0:35.58	-10
6	11	LOVEWILLCOMELATER Angela Jones	9	65.6 1200m	0:11.13 1200m	0:12.43 [2] (0:12.43)	1.83L			0:35.92	-9
7	15	MAGIC ISLAND Mark Du Plessis	3	65.5 1200m	0:11.22 1200m	0:12.18 [7] (0:12.18)	2.32L			0:35.67	-7
8	12	SUNLORD James Orman	11	66.1 1200m	0:11.15 1200m	0:12.49 [3] (0:12.49)	2.92L			0:35.96	-6
9	14	CAVAUP Andrew Mallyon	10	65.9 1200m	0:11.25 1200m	0:12.83 [6] (0:12.83)	5.59L			0:36.38	+0

Scratched: Cool Encounter (#5), Mr Wandji (#3), Jovita (#6), Tambourine Man (#9), Starzam (#2), Texas (#4)



Horse/Jockey Name	Zakiyya
Final Rank	1
Fastest Section Time (Section)	0:11.21 (1200m)
Top Speed [km/h] (Section)	65.6 (1200m)
Race State	Finished



Eagle Farm QLD Professional

Race 6: Ladbrokes Odds Surge BM68 Handicap - 1400m

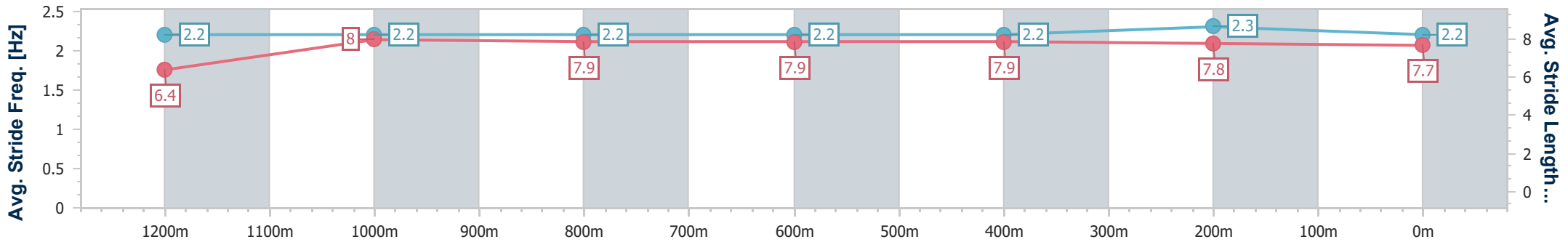
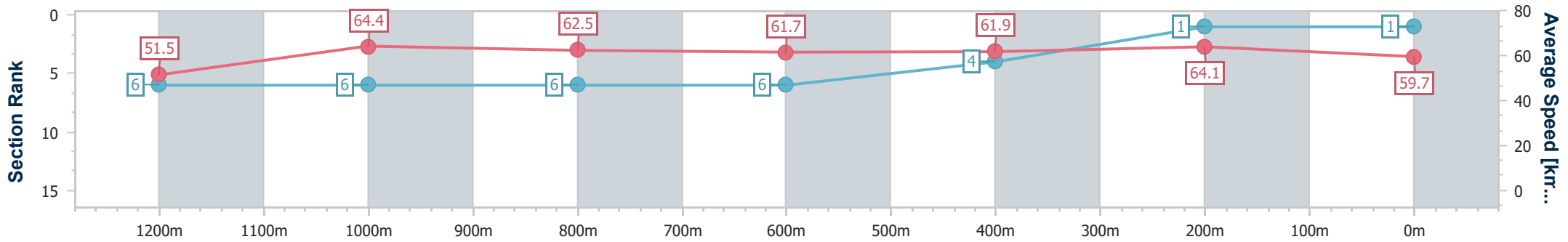
02 October 2024 - 17:13

Track Rating: Good 4, Weather: Fine, Rail Position: +9m Entire



BRISBANE RACING CLUB

Section	Overall	1200m	1000m	800m	600m	400m	200m
Section Times	1:24.17 [1] (0:14.02)	1:10.15 [6] (0:11.21)	0:58.94 [6] (0:11.77)	0:47.17 [6] (0:12.01)	0:35.16 [6] (0:11.74)	0:23.42 [4] (0:11.27)	0:12.15 [1] (0:12.15)
Average Speed [km/h]	51.5	64.4	62.5	61.7	61.9	64.1	59.7
Top Speed [km/h]	64.6	65.6	64.7	62.3	64.6	65.1	61.5
Avg. Dist. to Rail [m]	2.2	2.1	5.2	5.3	2.9	5.0	5.1
Avg. Stride Freq. [Hz]	2.2	2.2	2.2	2.2	2.2	2.3	2.2
Avg. Stride Length [m]	6.4	8.0	7.9	7.9	7.9	7.8	7.7



- [] Ranking at each section and finish
- .-.- No data available at this section
- NA No data available



Horse/Jockey Name	Gripping
Final Rank	2
Fastest Section Time (Section)	0:11.31 (400m)
Top Speed [km/h] (Section)	64.7 (400m)
Race State	Finished



Eagle Farm QLD Professional

Race 6: Ladbrokes Odds Surge BM68 Handicap - 1400m

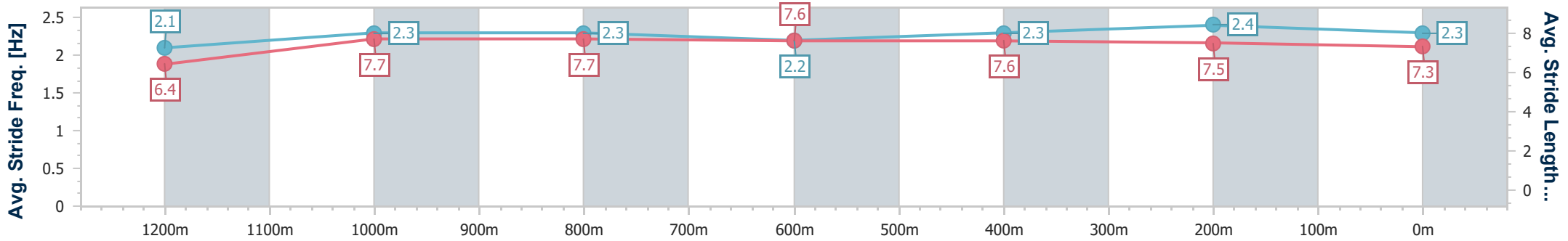
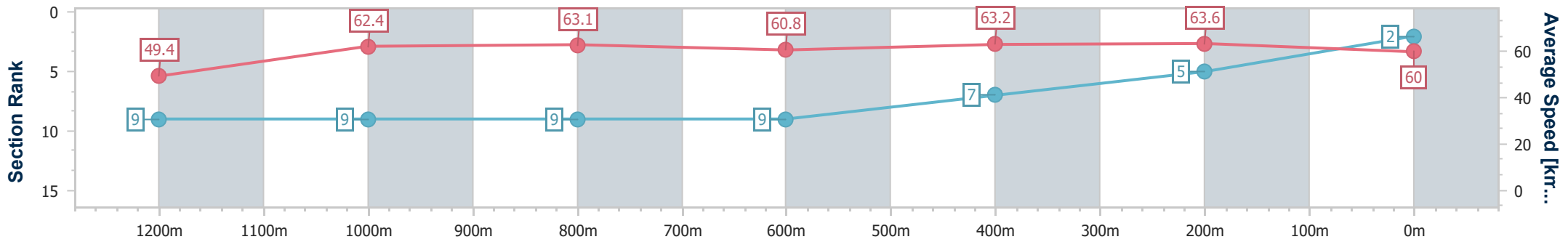
02 October 2024 - 17:13

Track Rating: Good 4, Weather: Fine, Rail Position: +9m Entire



BRISBANE RACING CLUB

Section	Overall	1200m	1000m	800m	600m	400m	200m
Section Times	1:24.38 [2] (0:14.61)	1:09.77 [9] (0:11.54)	0:58.23 [9] (0:11.51)	0:46.72 [9] (0:11.89)	0:34.83 [9] (0:11.44)	0:23.39 [7] (0:11.31)	0:12.08 [5]
Average Speed [km/h]	49.4	62.4	63.1	60.8	63.2	63.6	60.0
Top Speed [km/h]	61.7	63.8	64.7	62.6	64.7	64.7	62.2
Avg. Dist. to Rail [m]	6.2	2.4	1.5	1.0	0.5	3.5	4.9
Avg. Stride Freq. [Hz]	2.1	2.3	2.3	2.2	2.3	2.4	2.3
Avg. Stride Length [m]	6.4	7.7	7.7	7.6	7.6	7.5	7.3



- [] Ranking at each section and finish
- .-.- No data available at this section
- NA No data available



Horse/Jockey Name	Striking Plains
Final Rank	3
Fastest Section Time (Section)	0:11.34 (400m)
Top Speed [km/h] (Section)	64.7 (1000m)
Race State	Finished



Eagle Farm QLD Professional

Race 6: Ladbrokes Odds Surge BM68 Handicap - 1400m

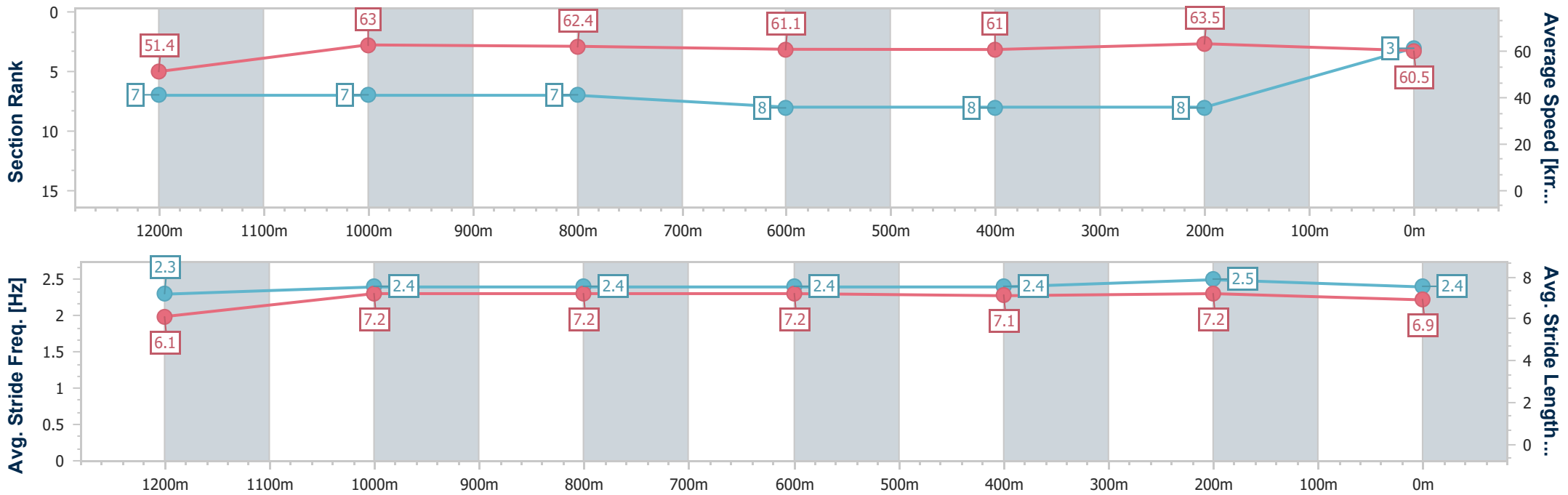
02 October 2024 - 17:13

Track Rating: Good 4, Weather: Fine, Rail Position: +9m Entire



BRISBANE RACING CLUB

Section	Overall	1200m	1000m	800m	600m	400m	200m
Section Times	1:24.39 [3] (0:14.06)	1:10.33 [7] (0:11.47)	0:58.86 [7] (0:11.69)	0:47.17 [7] (0:11.96)	0:35.21 [8] (0:11.89)	0:23.32 [8] (0:11.34)	0:11.98 [8] (0:11.98)
Average Speed [km/h]	51.4	63.0	62.4	61.1	61.0	63.5	60.5
Top Speed [km/h]	64.2	64.3	64.7	62.5	62.8	64.6	63.7
Avg. Dist. to Rail [m]	4.2	2.7	3.1	3.2	1.6	4.2	4.4
Avg. Stride Freq. [Hz]	2.3	2.4	2.4	2.4	2.4	2.5	2.4
Avg. Stride Length [m]	6.1	7.2	7.2	7.2	7.1	7.2	6.9



- [] Ranking at each section and finish
- .-.- No data available at this section
- NA No data available



Horse/Jockey Name	Poseidon Ruler
Final Rank	4
Fastest Section Time (Section)	0:11.41 (1200m)
Top Speed [km/h] (Section)	64.3 (1000m)
Race State	Finished



Eagle Farm QLD Professional

Race 6: Ladbrokes Odds Surge BM68 Handicap - 1400m

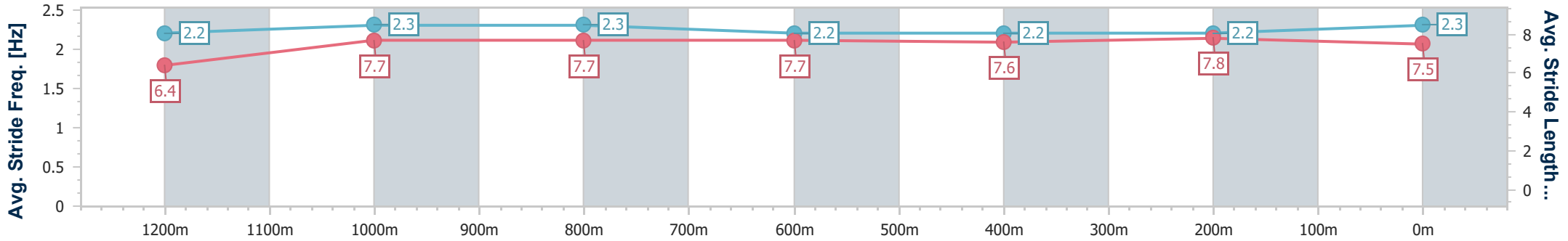
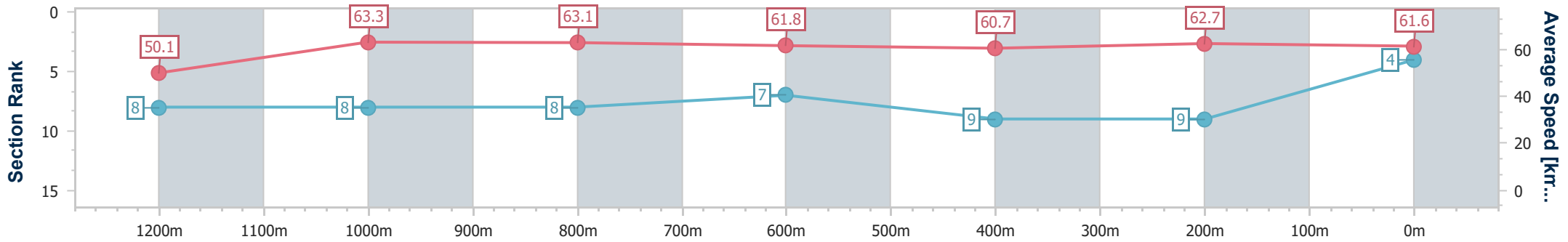
02 October 2024 - 17:13

Track Rating: Good 4, Weather: Fine, Rail Position: +9m Entire



BRISBANE RACING CLUB

Section	Overall	1200m	1000m	800m	600m	400m	200m
Section Times	1:24.40 [4] (0:14.39)	1:10.01 [8] (0:11.41)	0:58.60 [8] (0:11.54)	0:47.06 [8] (0:11.79)	0:35.27 [7] (0:11.95)	0:23.32 [9] (0:11.49)	0:11.83 [9] (0:11.83)
Average Speed [km/h]	50.1	63.3	63.1	61.8	60.7	62.7	61.6
Top Speed [km/h]	62.0	63.9	64.3	63.5	62.7	63.4	61.4
Avg. Dist. to Rail [m]	4.9	1.7	2.0	2.5	1.9	2.0	4.5
Avg. Stride Freq. [Hz]	2.2	2.3	2.3	2.2	2.2	2.2	2.3
Avg. Stride Length [m]	6.4	7.7	7.7	7.7	7.6	7.8	7.5



- [] Ranking at each section and finish
- .-.- No data available at this section
- NA No data available



Horse/Jockey Name	Drop The Mic
Final Rank	5
Fastest Section Time (Section)	0:11.22 (1200m)
Top Speed [km/h] (Section)	65.8 (1200m)
Race State	Finished



Eagle Farm QLD Professional

Race 6: Ladbrokes Odds Surge BM68 Handicap - 1400m

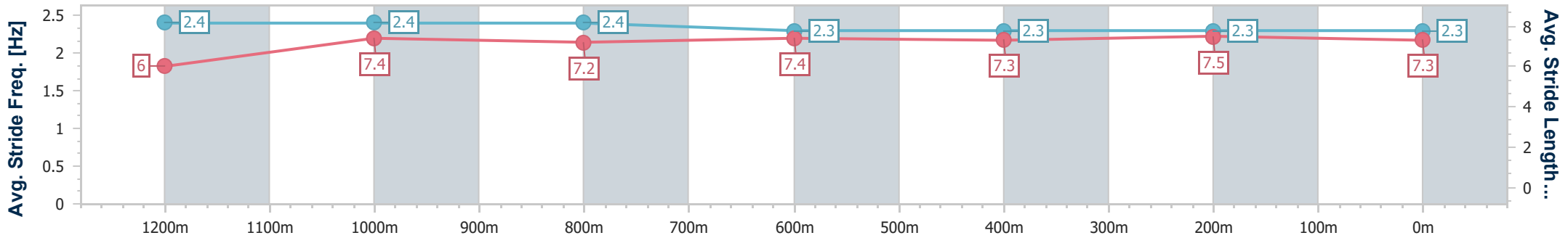
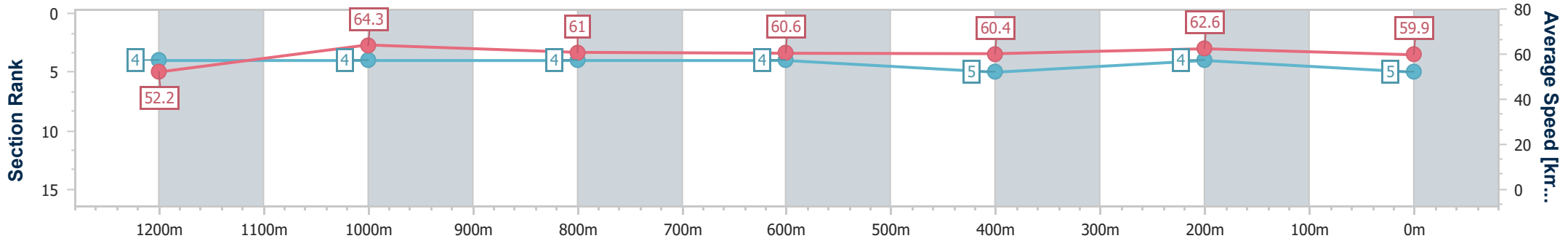
02 October 2024 - 17:13

Track Rating: Good 4, Weather: Fine, Rail Position: +9m Entire



BRISBANE RACING CLUB

Section	Overall	1200m	1000m	800m	600m	400m	200m
Section Times	1:24.40 [5] (0:13.86)	1:10.54 [4] (0:11.22)	0:59.32 [4] (0:11.81)	0:47.51 [4] (0:11.93)	0:35.58 [4] (0:11.94)	0:23.64 [5] (0:11.53)	0:12.11 [4]
Average Speed [km/h]	52.2	64.3	61.0	60.6	60.4	62.6	59.9
Top Speed [km/h]	64.1	65.8	63.1	61.9	62.0	62.8	62.1
Avg. Dist. to Rail [m]	2.3	1.6	0.9	0.8	0.3	0.3	0.7
Avg. Stride Freq. [Hz]	2.4	2.4	2.4	2.3	2.3	2.3	2.3
Avg. Stride Length [m]	6.0	7.4	7.2	7.4	7.3	7.5	7.3



- [] Ranking at each section and finish
- .-.- No data available at this section
- NA No data available



Horse/Jockey Name	Lovewillcomelater
Final Rank	6
Fastest Section Time (Section)	0:11.13 (1200m)
Top Speed [km/h] (Section)	65.6 (1200m)
Race State	Finished



Eagle Farm QLD Professional

Race 6: Ladbrokes Odds Surge BM68 Handicap - 1400m

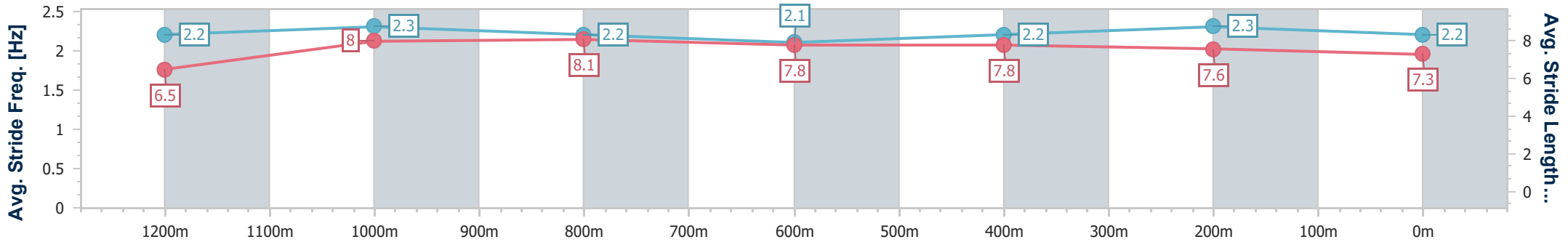
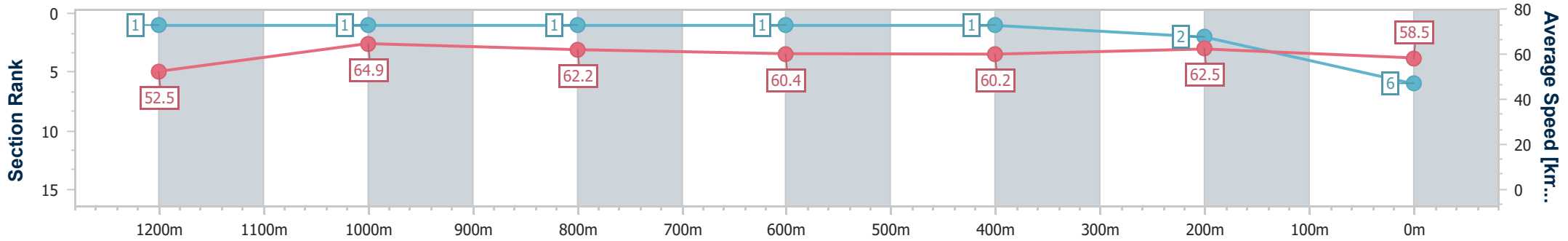
02 October 2024 - 17:13

Track Rating: Good 4, Weather: Fine, Rail Position: +9m Entire



BRISBANE RACING CLUB

Section	Overall	1200m	1000m	800m	600m	400m	200m
Section Times	1:24.49 [6] (0:13.76)	1:10.73 [1] (0:11.13)	0:59.60 [1] (0:11.68)	0:47.92 [1] (0:12.00)	0:35.92 [1] (0:11.95)	0:23.97 [1] (0:11.54)	0:12.43 [2] (0:12.43)
Average Speed [km/h]	52.5	64.9	62.2	60.4	60.2	62.5	58.5
Top Speed [km/h]	64.6	65.6	63.7	61.4	62.3	63.1	61.0
Avg. Dist. to Rail [m]	6.4	2.7	2.0	1.7	0.4	0.5	0.4
Avg. Stride Freq. [Hz]	2.2	2.3	2.2	2.1	2.2	2.3	2.2
Avg. Stride Length [m]	6.5	8.0	8.1	7.8	7.8	7.6	7.3



- [] Ranking at each section and finish
- .-.- No data available at this section
- NA No data available



Horse/Jockey Name	Magic Island
Final Rank	7
Fastest Section Time (Section)	0:11.22 (1200m)
Top Speed [km/h] (Section)	65.5 (1200m)
Race State	Finished



Eagle Farm QLD Professional

Race 6: Ladbrokes Odds Surge BM68 Handicap - 1400m

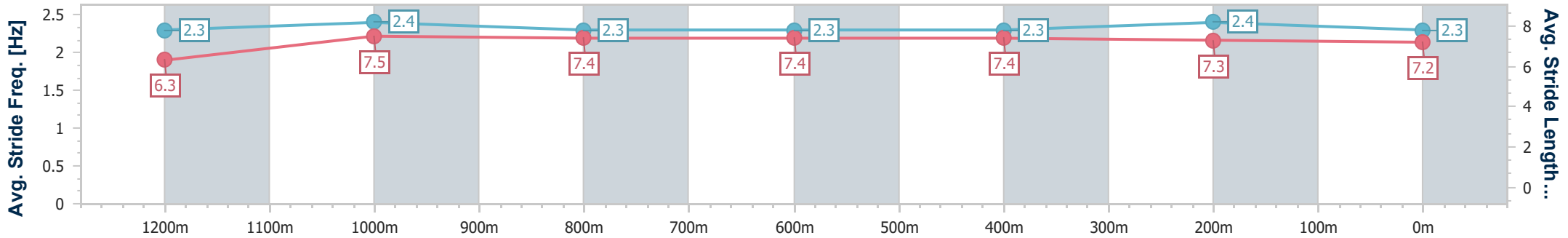
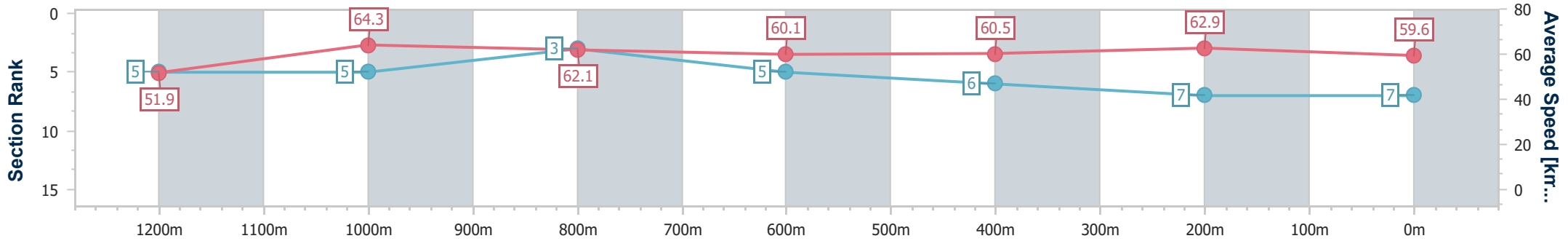
02 October 2024 - 17:13

Track Rating: Good 4, Weather: Fine, Rail Position: +9m Entire



BRISBANE RACING CLUB

Section	Overall	1200m	1000m	800m	600m	400m	200m
Section Times	1:24.57 [7] (0:13.93)	1:10.64 [5] (0:11.22)	0:59.42 [5] (0:11.64)	0:47.78 [3] (0:12.11)	0:35.67 [5] (0:12.06)	0:23.61 [6] (0:11.43)	0:12.18 [7] (0:12.18)
Average Speed [km/h]	51.9	64.3	62.1	60.1	60.5	62.9	59.6
Top Speed [km/h]	64.5	65.5	63.6	62.0	62.9	63.6	62.0
Avg. Dist. to Rail [m]	3.1	1.2	1.0	2.9	2.2	2.1	0.9
Avg. Stride Freq. [Hz]	2.3	2.4	2.3	2.3	2.3	2.4	2.3
Avg. Stride Length [m]	6.3	7.5	7.4	7.4	7.4	7.3	7.2



- [] Ranking at each section and finish
- .-.- No data available at this section
- NA No data available



Horse/Jockey Name	Sunlord
Final Rank	8
Fastest Section Time (Section)	0:11.15 (1200m)
Top Speed [km/h] (Section)	66.1 (1200m)
Race State	Finished



Eagle Farm QLD Professional

Race 6: Ladbrokes Odds Surge BM68 Handicap - 1400m

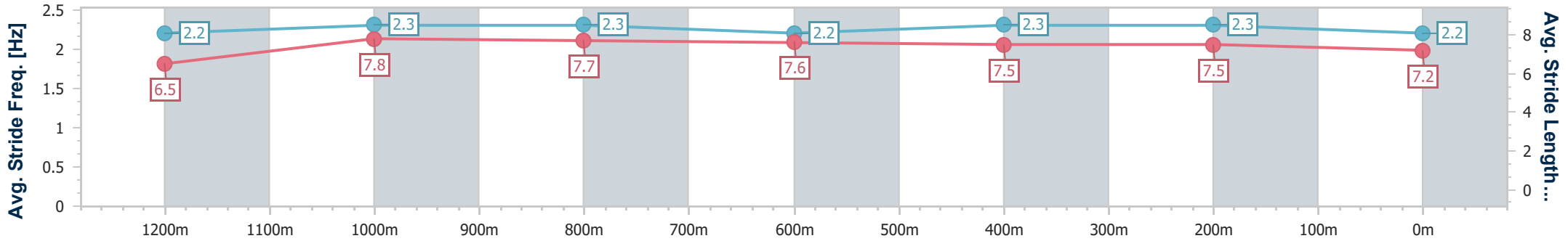
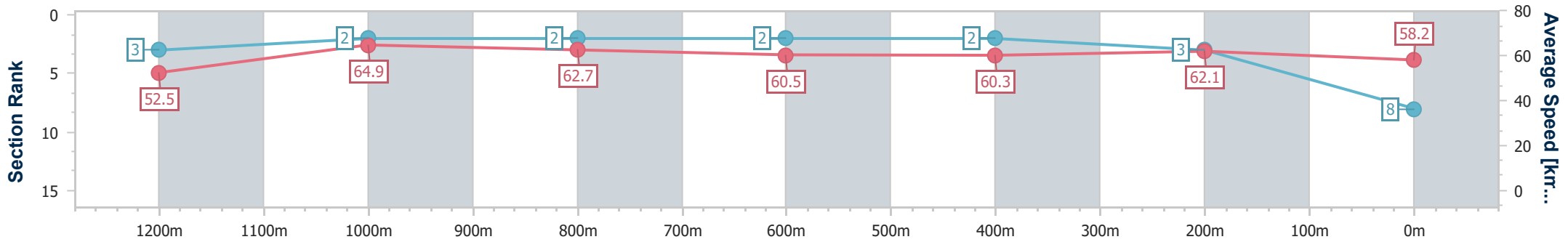
02 October 2024 - 17:13

Track Rating: Good 4, Weather: Fine, Rail Position: +9m Entire



BRISBANE RACING CLUB

Section	Overall	1200m	1000m	800m	600m	400m	200m
Section Times	1:24.67 [8] (0:13.80)	1:10.87 [3] (0:11.15)	0:59.72 [2] (0:11.70)	0:48.02 [2] (0:12.06)	0:35.96 [2] (0:11.90)	0:24.06 [2] (0:11.57)	0:12.49 [3] (0:12.49)
Average Speed [km/h]	52.5	64.9	62.7	60.5	60.3	62.1	58.2
Top Speed [km/h]	64.7	66.1	64.1	62.4	62.8	63.1	60.3
Avg. Dist. to Rail [m]	8.8	5.5	4.1	2.2	0.6	0.4	1.7
Avg. Stride Freq. [Hz]	2.2	2.3	2.3	2.2	2.3	2.3	2.2
Avg. Stride Length [m]	6.5	7.8	7.7	7.6	7.5	7.5	7.2



- [] Ranking at each section and finish
- .-.- No data available at this section
- NA No data available



Horse/Jockey Name	Cavaup
Final Rank	9
Fastest Section Time (Section)	0:11.25 (1200m)
Top Speed [km/h] (Section)	65.9 (1200m)
Race State	Finished



Eagle Farm QLD Professional

Race 6: Ladbrokes Odds Surge BM68 Handicap - 1400m

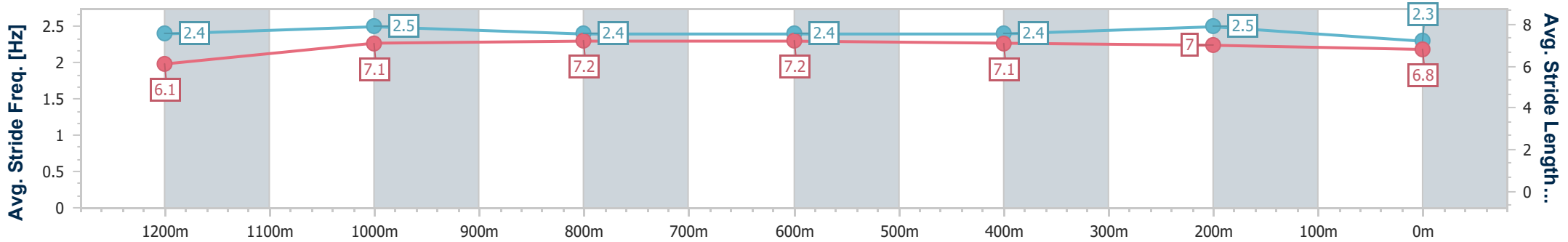
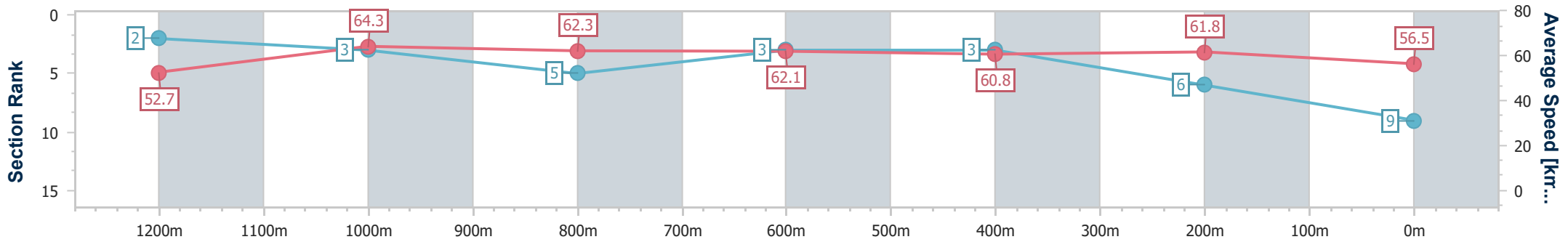
02 October 2024 - 17:13

Track Rating: Good 4, Weather: Fine, Rail Position: +9m Entire



BRISBANE RACING CLUB

Section	Overall	1200m	1000m	800m	600m	400m	200m
Section Times	1:25.13 [9] (0:13.78)	1:11.35 [2] (0:11.25)	1:00.10 [3] (0:11.91)	0:48.19 [5] (0:11.81)	0:36.38 [3] (0:11.93)	0:24.45 [3] (0:11.62)	0:12.83 [6] (0:12.83)
Average Speed [km/h]	52.7	64.3	62.3	62.1	60.8	61.8	56.5
Top Speed [km/h]	63.6	65.9	63.7	64.0	62.6	64.0	60.8
Avg. Dist. to Rail [m]	8.8	6.9	6.1	3.8	1.7	2.0	2.9
Avg. Stride Freq. [Hz]	2.4	2.5	2.4	2.4	2.4	2.5	2.3
Avg. Stride Length [m]	6.1	7.1	7.2	7.2	7.1	7.0	6.8



- [] Ranking at each section and finish
- .-.- No data available at this section
- NA No data available