



Sunshine Coast QLD Professional

Race 5: CONNECT KIDS Maiden Handicap - 1200m

29 September 2024 - 15:05



Track Rating: Soft 5, Weather: Fine, Rail Position: +2m

Section		Field Times										Last 600m		
		Overall	1000m	800m	600m	400m	200m						0:35.91	
		(0:13.79)	(0:11.22)	(0:12.04)	(0:12.28)	(0:11.61)	(0:12.02)							
Rank	TAB	Horse/Jockey	Barrier	Top Speed [km/h]	Fastest Section								Margin	Distance Travelled [m]
1	5	CONTILDA'S LOVE	13	66.2	0:11.08	1:12.96 [1]	0:58.37 [11]	0:47.11 [10]	0:35.13 [11]	0:22.89 [12]	0:11.81 [8]	1:12.96	0:35.13	
		Nikita Beriman		Overall	400m	(0:14.59)	(0:11.26)	(0:11.98)	(0:12.24)	(0:11.08)	(0:11.81)			
2	20	SIDLED	15	65.9	0:11.26	1:12.97 [2]	0:58.55 [9]	0:47.23 [9]	0:35.33 [8]	0:23.22 [8]	0:11.96 [3]	0.1L	0:35.33	+7
		Adin Thompson		Overall	400m	(0:14.42)	(0:11.32)	(0:11.90)	(0:12.11)	(0:11.26)	(0:11.96)			
3	1	BE FRIENDLY	5	66.1	0:11.31	1:13.14 [3]	0:59.35 [1]	0:48.04 [2]	0:36.09 [1]	0:23.81 [1]	0:12.20 [1]	0.9L	0:36.09	-2
		Ryan Maloney		Overall	1000m	(0:13.79)	(0:11.31)	(0:11.95)	(0:12.28)	(0:11.61)	(0:12.20)			
4	19	EIGHT CYLINDERS	12	67.1	0:11.15	1:13.27 [4]	0:59.19 [5]	0:48.04 [4]	0:36.02 [4]	0:23.78 [4]	0:12.26 [3]	1.7L	0:36.02	+7
		Minonette Kennedy		1000m	1000m	(0:14.08)	(0:11.15)	(0:12.02)	(0:12.24)	(0:11.52)	(0:12.26)			
5	10	DESERT LEGEND	16	65.4	0:11.24	1:13.31 [5]	0:58.74 [10]	0:47.30 [12]	0:35.46 [12]	0:23.44 [9]	0:12.20 [5]	1.9L	0:35.46	+6
		Robbie Dolan		400m	400m	(0:14.57)	(0:11.44)	(0:11.84)	(0:12.02)	(0:11.24)	(0:12.20)			
6	18	WIFE IS RIGHT	4	66.9	0:11.32	1:13.41 [6]	0:58.99 [8]	0:47.67 [8]	0:35.68 [10]	0:23.47 [10]	0:12.08 [9]	2.3L	0:35.68	+1
		Cejay Graham		Overall	1000m	(0:14.42)	(0:11.32)	(0:11.99)	(0:12.21)	(0:11.39)	(0:12.08)			
7	14	PRIDE OF VENUS	6	66.2	0:11.32	1:13.43 [7]	0:59.48 [4]	0:48.16 [5]	0:36.08 [5]	0:23.86 [6]	0:12.29 [7]	2.4L	0:36.08	+1
		Kyle Wilson-Taylor		1000m	1000m	(0:13.95)	(0:11.32)	(0:12.08)	(0:12.22)	(0:11.57)	(0:12.29)			
8	24	CHICK CHICK STICK	23	65.5	0:11.35	1:13.47 [8]	0:59.33 [7]	0:47.98 [6]	0:36.02 [6]	0:23.91 [5]	0:12.49 [2]	2.6L	0:36.02	+6
		Rob Thorburn		1000m	1000m	(0:14.14)	(0:11.35)	(0:11.96)	(0:12.11)	(0:11.42)	(0:12.49)			
9	3	ELEVEN BLACK	10	66.3	0:11.21	1:13.80 [9]	1:00.00 [2]	0:48.79 [1]	0:36.65 [3]	0:24.40 [2]	0:12.67 [6]	4.4L	0:36.65	+3
		James Orman		1000m	1000m	(0:13.80)	(0:11.21)	(0:12.14)	(0:12.25)	(0:11.73)	(0:12.67)			
10	17	PETERMAN	3	66.9	0:11.40	1:14.34 [10]	1:00.23 [6]	0:48.83 [7]	0:36.88 [7]	0:24.65 [7]	0:12.93 [10]	7.4L	0:36.88	-1
		Jake Bayliss		1000m	1000m	(0:14.11)	(0:11.40)	(0:11.95)	(0:12.23)	(0:11.72)	(0:12.93)			

Scratched: Fashion Flash (#13), Scottville Scooter (#15), Resolute Lady (#16), Like Smoke (#21), Ripper Shank (#22), Lazulite (#23), Turn The Corner (#4), Bajan Charm (#6), Chief In Charge (#7), Kendyacatc

[] Ranking at each section and finish
 -:-:- No data available at this section
 NA No data available

SCN Saddle cloth number
 DNF Did not finish
 DNT Did not track



Sunshine Coast QLD Professional
Race 5: CONNECT KIDS Maiden Handicap - 1200m
29 September 2024 - 15:05



Track Rating: Soft 5, Weather: Fine, Rail Position: +2m

Section		Overall	1000m	800m	600m	400m	200m	Last 600m					
Field Times		1:12.96 (0:13.79)	0:59.17 (0:11.22)	0:47.95 (0:12.04)	0:35.91 (0:12.28)	0:23.63 (0:11.61)	0:12.02 (0:12.02)	0:35.91					
Rank	TAB Horse/Jockey	Barrier	Top Speed [km/h]	Fastest Section	Margin							Distance Travelled [m]	
11	8 QUALITY MISS Tiffani Brooker	2	65.7 1000m	0:11.24 1000m	1:14.86 [11] (0:13.93)	1:00.93 [3] (0:11.24)	0:49.69 [3] (0:11.94)	0:37.75 [2] (0:12.31)	0:25.44 [3] (0:12.12)	0:13.32 [11] (0:13.32)	10.4L	0:37.75	-3
12	2 CROC FIGHT Samantha Collett	8	67.0 1000m	0:11.29 1000m	1:15.02 [12] (0:14.61)	1:00.41 [12] (0:11.29)	0:49.12 [11] (0:11.80)	0:37.32 [9] (0:12.35)	0:24.97 [11] (0:11.85)	0:13.12 [12] (0:13.12)	11.2L	0:37.32	-4

Scratched: Fashion Flash (#13), Scottville Scooter (#15), Resolute Lady (#16), Like Smoke (#21), Ripper Shank (#22), Lazulite (#23), Turn The Corner (#4), Bajan Charm (#6), Chief In Charge (#7), Kendyacatc

[] Ranking at each section and finish
 -:-:-:- No data available at this section
 NA No data available

SCN Saddle cloth number
 DNF Did not finish
 DNT Did not track



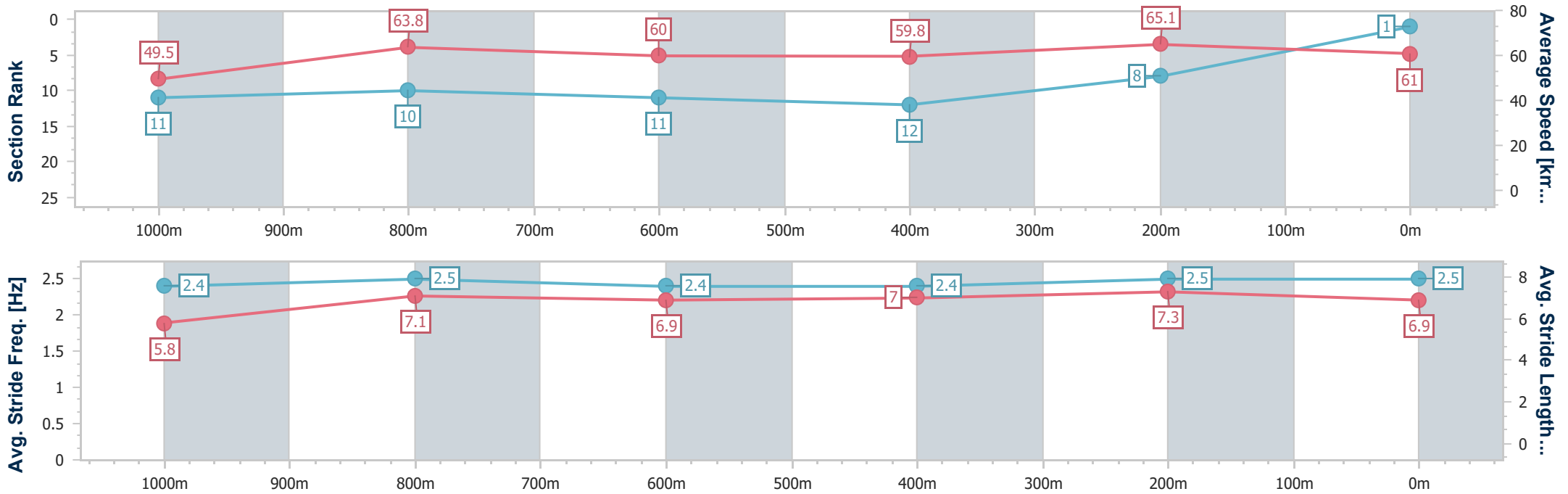
Horse/Jockey Name	Contilda's Love
Final Rank	1
Fastest Section Time (Section)	0:11.08 (400m)
Top Speed [km/h] (Section)	66.2 (Overall)
Race State	Finished



Sunshine Coast QLD Professional
 Race 5: CONNECT KIDS Maiden Handicap - 1200m
 29 September 2024 - 15:05
 Track Rating: Soft 5, Weather: Fine, Rail Position: +2m



Section	Overall	1000m	800m	600m	400m	200m
Section Times	1:12.96 [1] (0:14.59)	0:58.37 [11] (0:11.26)	0:47.11 [10] (0:11.98)	0:35.13 [11] (0:12.24)	0:22.89 [12] (0:11.08)	0:11.81 [8]
Average Speed [km/h]	49.5	63.8	60.0	59.8	65.1	61.0
Top Speed [km/h]	66.2	66.1	61.9	63.3	66.0	62.8
Avg. Dist. to Rail [m]	5.3	0.4	0.5	2.7	6.5	8.4
Avg. Stride Freq. [Hz]	2.4	2.5	2.4	2.4	2.5	2.5
Avg. Stride Length [m]	5.8	7.1	6.9	7.0	7.3	6.9



- [] Ranking at each section and finish
- .-.- No data available at this section
- NA No data available



Horse/Jockey Name	Sidled
Final Rank	2
Fastest Section Time (Section)	0:11.26 (400m)
Top Speed [km/h] (Section)	65.9 (Overall)
Race State	Finished



Sunshine Coast QLD Professional

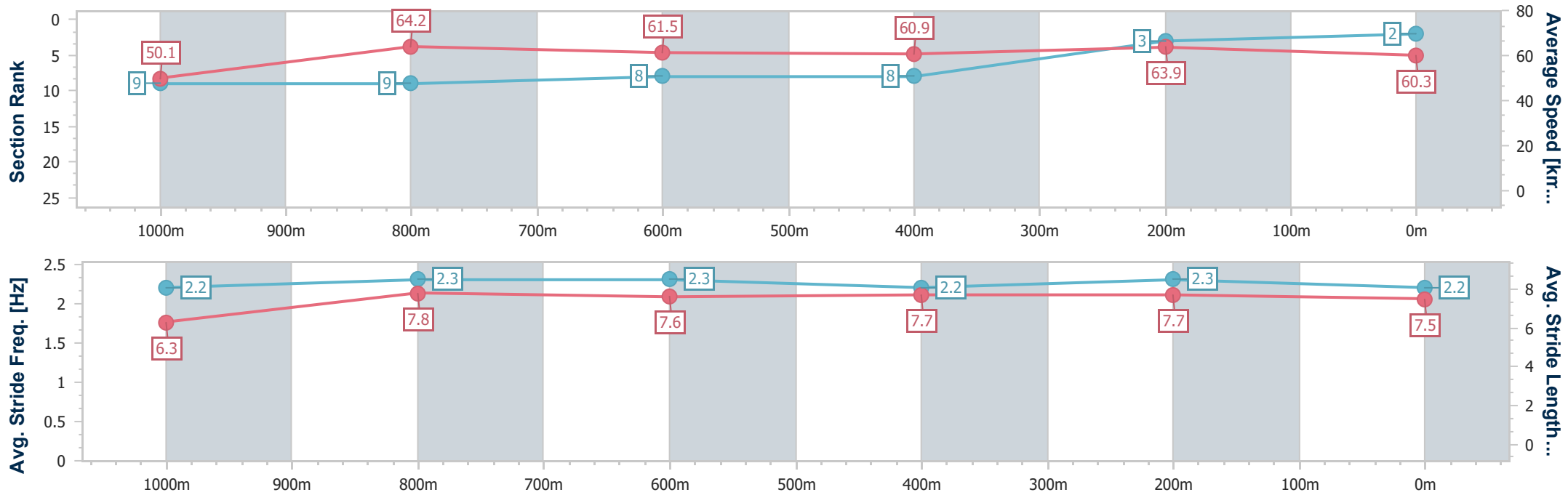
Race 5: CONNECT KIDS Maiden Handicap - 1200m



29 September 2024 - 15:05

Track Rating: Soft 5, Weather: Fine, Rail Position: +2m

Section	Overall	1000m	800m	600m	400m	200m
Section Times	1:12.97 [2] (0:14.42)	0:58.55 [9] (0:11.32)	0:47.23 [9] (0:11.90)	0:35.33 [8] (0:12.11)	0:23.22 [8] (0:11.26)	0:11.96 [3] (0:11.96)
Average Speed [km/h]	50.1	64.2	61.5	60.9	63.9	60.3
Top Speed [km/h]	65.9	65.5	62.7	63.7	65.3	62.5
Avg. Dist. to Rail [m]	8.4	3.7	3.0	3.8	7.5	6.2
Avg. Stride Freq. [Hz]	2.2	2.3	2.3	2.2	2.3	2.2
Avg. Stride Length [m]	6.3	7.8	7.6	7.7	7.7	7.5



- [] Ranking at each section and finish
- .-.- No data available at this section
- NA No data available



Horse/Jockey Name	Be Friendly
Final Rank	3
Fastest Section Time (Section)	0:11.31 (1000m)
Top Speed [km/h] (Section)	66.1 (Overall)
Race State	Finished



Sunshine Coast QLD Professional

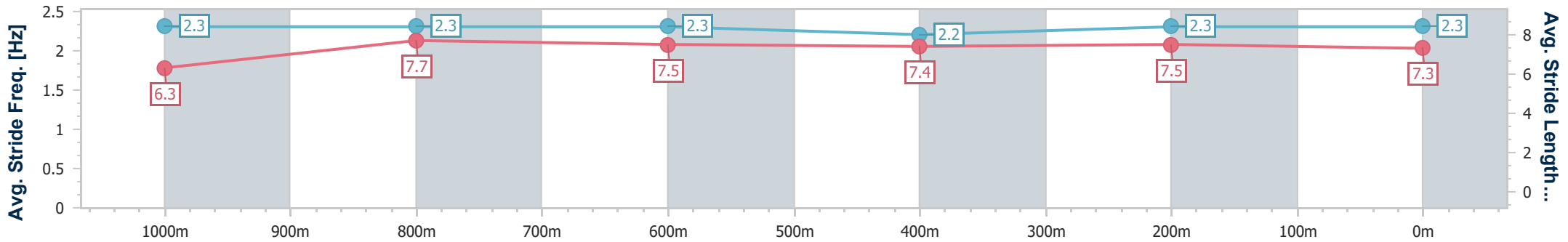
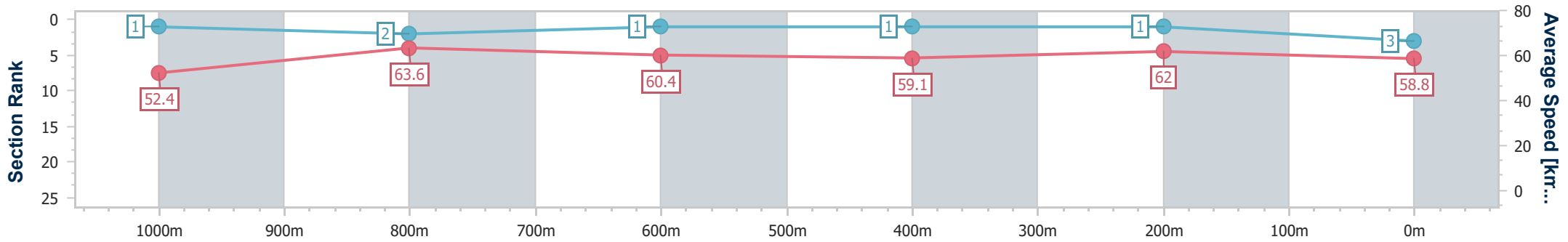
Race 5: CONNECT KIDS Maiden Handicap - 1200m



29 September 2024 - 15:05

Track Rating: Soft 5, Weather: Fine, Rail Position: +2m

Section	Overall	1000m	800m	600m	400m	200m
Section Times	1:13.14 [3] (0:13.79)	0:59.35 [1] (0:11.31)	0:48.04 [2] (0:11.95)	0:36.09 [1] (0:12.28)	0:23.81 [1] (0:11.61)	0:12.20 [1] (0:12.20)
Average Speed [km/h]	52.4	63.6	60.4	59.1	62.0	58.8
Top Speed [km/h]	66.1	65.4	63.3	61.2	63.6	61.2
Avg. Dist. to Rail [m]	3.0	0.7	0.3	1.2	1.8	0.4
Avg. Stride Freq. [Hz]	2.3	2.3	2.3	2.2	2.3	2.3
Avg. Stride Length [m]	6.3	7.7	7.5	7.4	7.5	7.3



- [] Ranking at each section and finish
- .-.- No data available at this section
- NA No data available



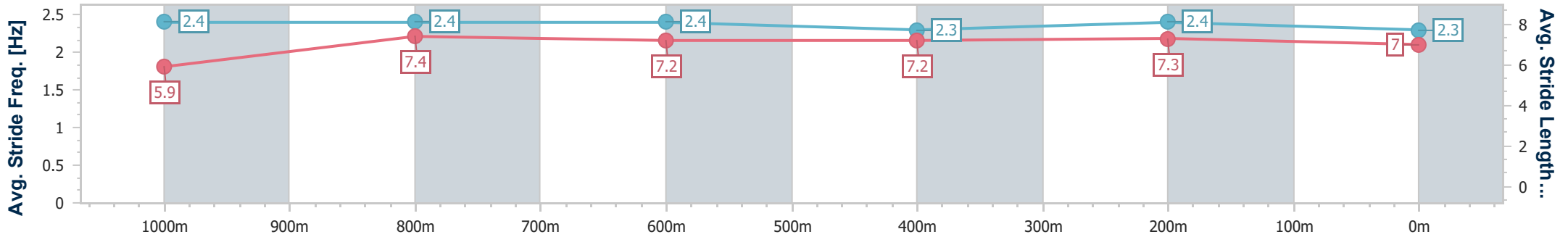
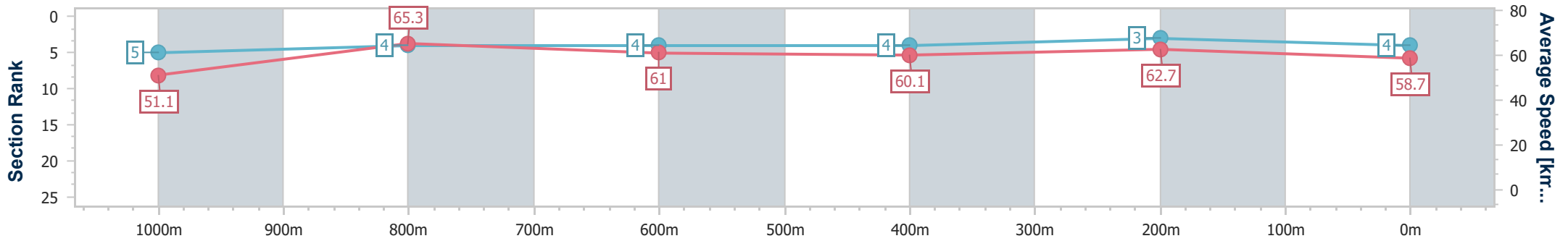
Horse/Jockey Name	Eight Cylinders
Final Rank	4
Fastest Section Time (Section)	0:11.15 (1000m)
Top Speed [km/h] (Section)	67.1 (1000m)
Race State	Finished



Sunshine Coast QLD Professional
 Race 5: CONNECT KIDS Maiden Handicap - 1200m
 29 September 2024 - 15:05
 Track Rating: Soft 5, Weather: Fine, Rail Position: +2m



Section	Overall	1000m	800m	600m	400m	200m
Section Times	1:13.27 [4] (0:14.08)	0:59.19 [5] (0:11.15)	0:48.04 [4] (0:12.02)	0:36.02 [4] (0:12.24)	0:23.78 [4] (0:11.52)	0:12.26 [3] (0:12.26)
Average Speed [km/h]	51.1	65.3	61.0	60.1	62.7	58.7
Top Speed [km/h]	65.7	67.1	63.1	62.3	64.1	61.5
Avg. Dist. to Rail [m]	8.9	4.4	3.1	4.1	6.5	4.9
Avg. Stride Freq. [Hz]	2.4	2.4	2.4	2.3	2.4	2.3
Avg. Stride Length [m]	5.9	7.4	7.2	7.2	7.3	7.0



- [] Ranking at each section and finish
- .-.- No data available at this section
- NA No data available



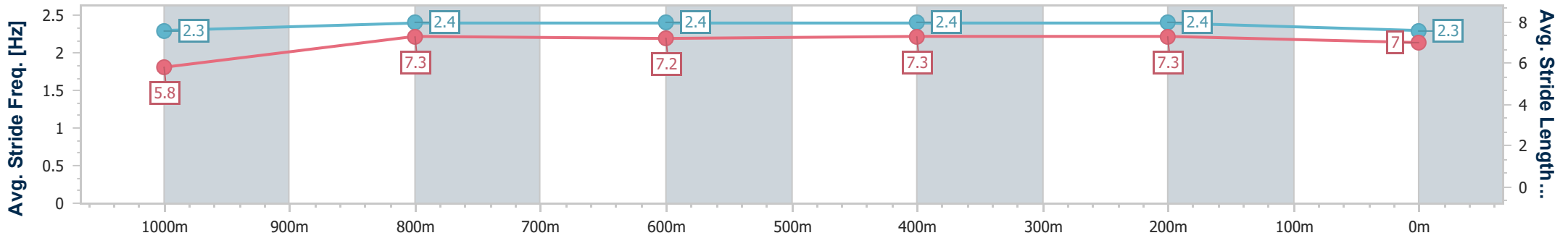
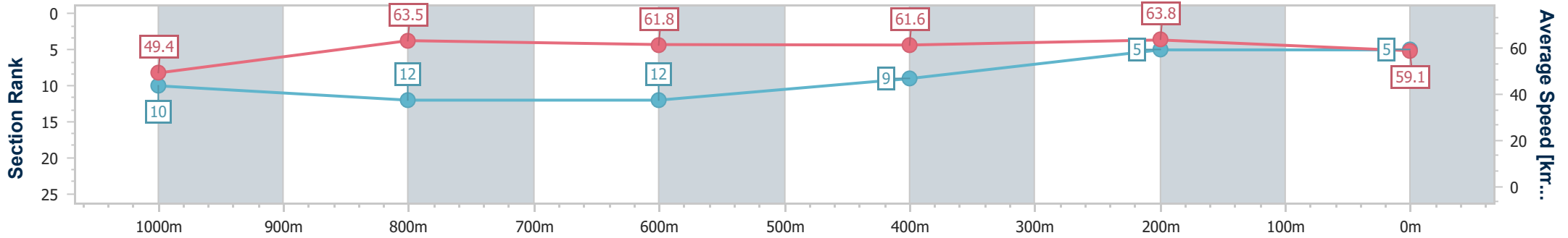
Horse/Jockey Name	Desert Legend
Final Rank	5
Fastest Section Time (Section)	0:11.24 (400m)
Top Speed [km/h] (Section)	65.4 (400m)
Race State	Finished



Sunshine Coast QLD Professional
 Race 5: CONNECT KIDS Maiden Handicap - 1200m
 29 September 2024 - 15:05
 Track Rating: Soft 5, Weather: Fine, Rail Position: +2m



Section	Overall	1000m	800m	600m	400m	200m
Section Times	1:13.31 [5] (0:14.57)	0:58.74 [10] (0:11.44)	0:47.30 [12] (0:11.84)	0:35.46 [12] (0:12.02)	0:23.44 [9] (0:11.24)	0:12.20 [5] (0:12.20)
Average Speed [km/h]	49.4	63.5	61.8	61.6	63.8	59.1
Top Speed [km/h]	65.0	65.1	63.4	64.0	65.4	62.2
Avg. Dist. to Rail [m]	11.5	4.3	2.7	4.1	6.1	4.6
Avg. Stride Freq. [Hz]	2.3	2.4	2.4	2.4	2.4	2.3
Avg. Stride Length [m]	5.8	7.3	7.2	7.3	7.3	7.0



- [] Ranking at each section and finish
- .-.- No data available at this section
- NA No data available



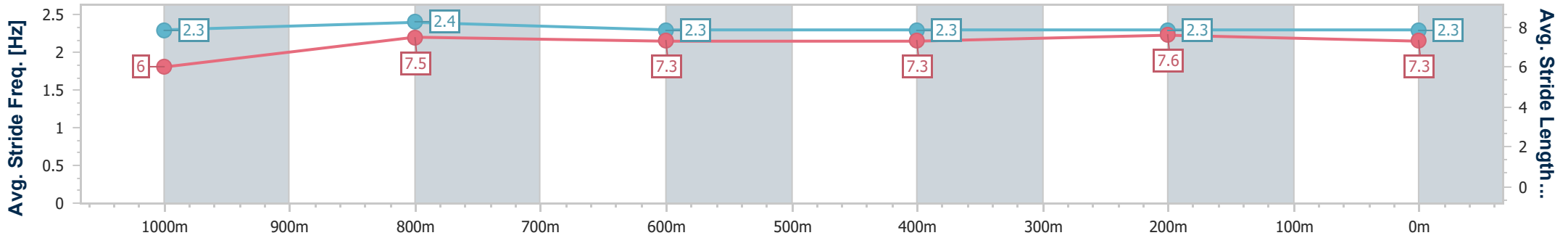
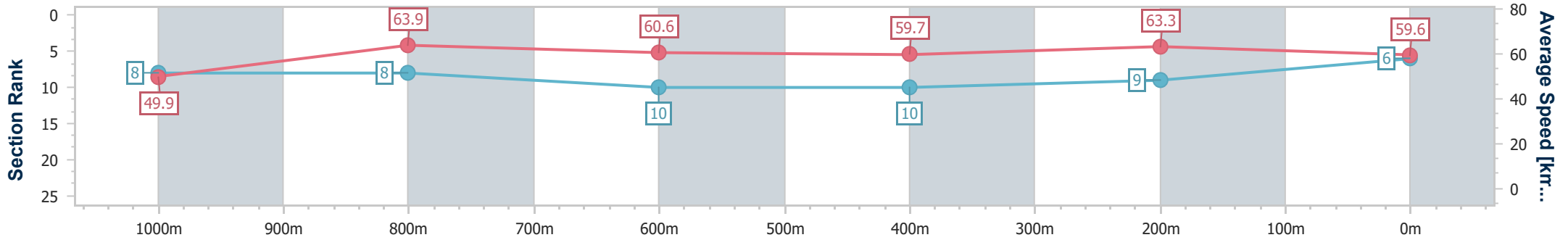
Horse/Jockey Name	Wife Is Right
Final Rank	6
Fastest Section Time (Section)	0:11.32 (1000m)
Top Speed [km/h] (Section)	66.9 (Overall)
Race State	Finished



Sunshine Coast QLD Professional
 Race 5: CONNECT KIDS Maiden Handicap - 1200m
 29 September 2024 - 15:05
 Track Rating: Soft 5, Weather: Fine, Rail Position: +2m



Section	Overall	1000m	800m	600m	400m	200m
Section Times	1:13.41 [6] (0:14.42)	0:58.99 [8] (0:11.32)	0:47.67 [8] (0:11.99)	0:35.68 [10] (0:12.21)	0:23.47 [10] (0:11.39)	0:12.08 [9] (0:12.08)
Average Speed [km/h]	49.9	63.9	60.6	59.7	63.3	59.6
Top Speed [km/h]	66.9	66.9	61.4	63.8	64.7	61.6
Avg. Dist. to Rail [m]	3.4	2.0	1.5	2.3	3.6	0.5
Avg. Stride Freq. [Hz]	2.3	2.4	2.3	2.3	2.3	2.3
Avg. Stride Length [m]	6.0	7.5	7.3	7.3	7.6	7.3



- [] Ranking at each section and finish
- .-.- No data available at this section
- NA No data available



Horse/Jockey Name	Pride Of Venus
Final Rank	7
Fastest Section Time (Section)	0:11.32 (1000m)
Top Speed [km/h] (Section)	66.2 (1000m)
Race State	Finished



Sunshine Coast QLD Professional

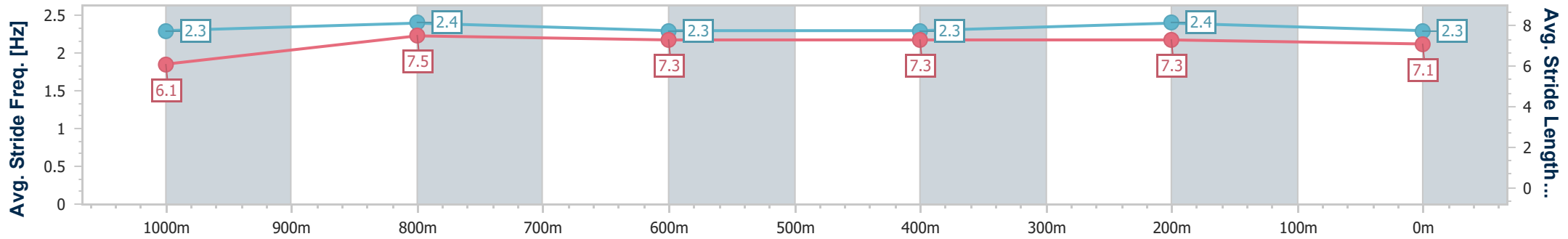
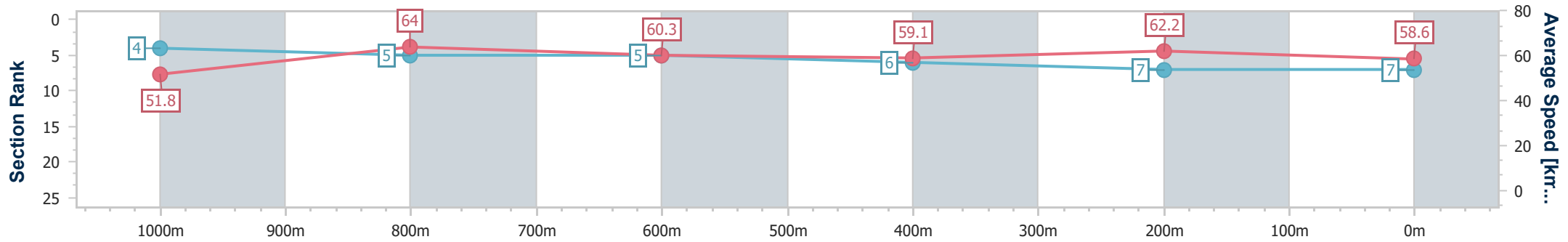
Race 5: CONNECT KIDS Maiden Handicap - 1200m



29 September 2024 - 15:05

Track Rating: Soft 5, Weather: Fine, Rail Position: +2m

Section	Overall	1000m	800m	600m	400m	200m
Section Times	1:13.43 [7] (0:13.95)	0:59.48 [4] (0:11.32)	0:48.16 [5] (0:12.08)	0:36.08 [5] (0:12.22)	0:23.86 [6] (0:11.57)	0:12.29 [7] (0:12.29)
Average Speed [km/h]	51.8	64.0	60.3	59.1	62.2	58.6
Top Speed [km/h]	65.6	66.2	62.2	61.9	63.7	60.5
Avg. Dist. to Rail [m]	5.6	3.2	1.6	0.7	3.3	3.5
Avg. Stride Freq. [Hz]	2.3	2.4	2.3	2.3	2.4	2.3
Avg. Stride Length [m]	6.1	7.5	7.3	7.3	7.3	7.1



- [] Ranking at each section and finish
- .-.- No data available at this section
- NA No data available



Horse/Jockey Name	Chick Chick Stick
Final Rank	8
Fastest Section Time (Section)	0:11.35 (1000m)
Top Speed [km/h] (Section)	65.5 (1000m)
Race State	Finished



Sunshine Coast QLD Professional

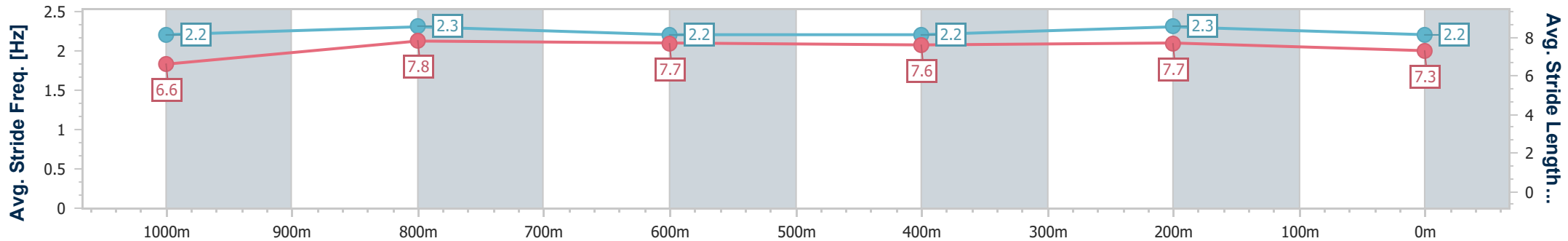
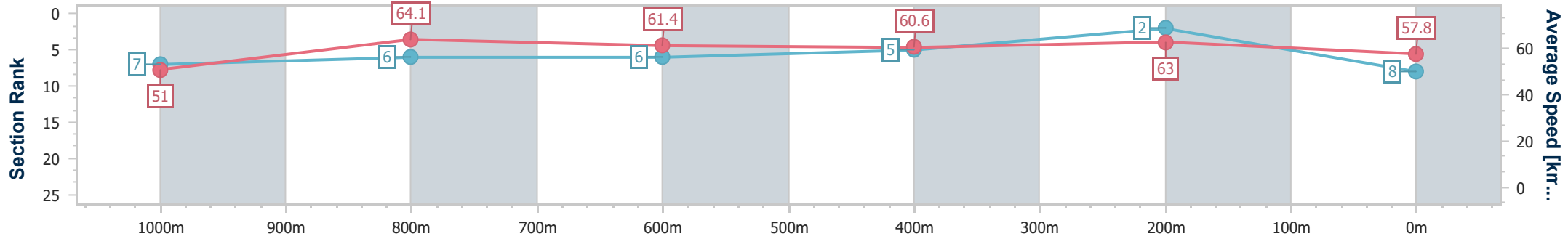
Race 5: CONNECT KIDS Maiden Handicap - 1200m



29 September 2024 - 15:05

Track Rating: Soft 5, Weather: Fine, Rail Position: +2m

Section	Overall	1000m	800m	600m	400m	200m
Section Times	1:13.47 [8] (0:14.14)	0:59.33 [7] (0:11.35)	0:47.98 [6] (0:11.96)	0:36.02 [6] (0:12.11)	0:23.91 [5] (0:11.42)	0:12.49 [2] (0:12.49)
Average Speed [km/h]	51.0	64.1	61.4	60.6	63.0	57.8
Top Speed [km/h]	65.3	65.5	63.0	63.1	64.6	61.2
Avg. Dist. to Rail [m]	11.9	4.8	3.1	3.6	7.3	6.4
Avg. Stride Freq. [Hz]	2.2	2.3	2.2	2.2	2.3	2.2
Avg. Stride Length [m]	6.6	7.8	7.7	7.6	7.7	7.3



- [] Ranking at each section and finish
- .-.-.- No data available at this section
- NA No data available



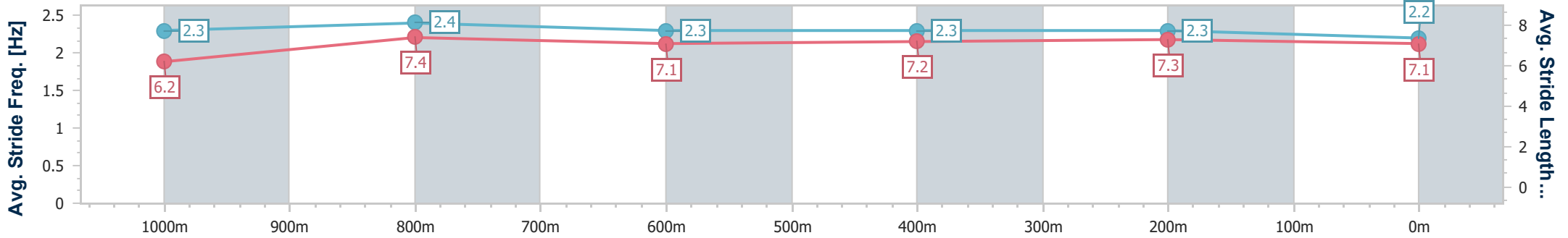
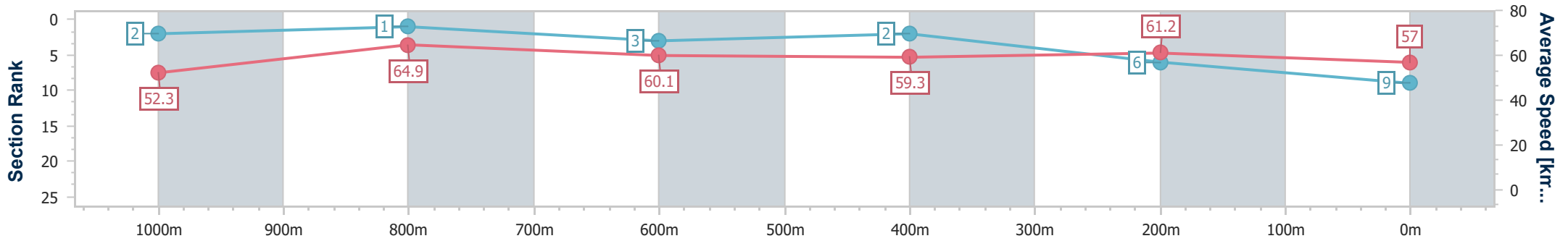
Horse/Jockey Name	Eleven Black
Final Rank	9
Fastest Section Time (Section)	0:11.21 (1000m)
Top Speed [km/h] (Section)	66.3 (1000m)
Race State	Finished



Sunshine Coast QLD Professional
 Race 5: CONNECT KIDS Maiden Handicap - 1200m
 29 September 2024 - 15:05
 Track Rating: Soft 5, Weather: Fine, Rail Position: +2m



Section	Overall	1000m	800m	600m	400m	200m
Section Times	1:13.80 [9] (0:13.80)	1:00.00 [2] (0:11.21)	0:48.79 [1] (0:12.14)	0:36.65 [3] (0:12.25)	0:24.40 [2] (0:11.73)	0:12.67 [6] (0:12.67)
Average Speed [km/h]	52.3	64.9	60.1	59.3	61.2	57.0
Top Speed [km/h]	65.6	66.3	62.6	61.4	62.4	60.2
Avg. Dist. to Rail [m]	7.8	4.0	2.4	1.1	4.9	5.9
Avg. Stride Freq. [Hz]	2.3	2.4	2.3	2.3	2.3	2.2
Avg. Stride Length [m]	6.2	7.4	7.1	7.2	7.3	7.1



- [] Ranking at each section and finish
- .-.- No data available at this section
- NA No data available



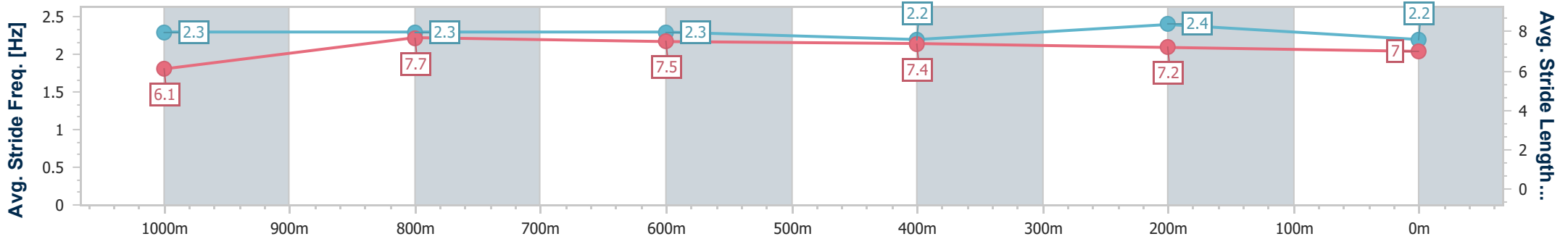
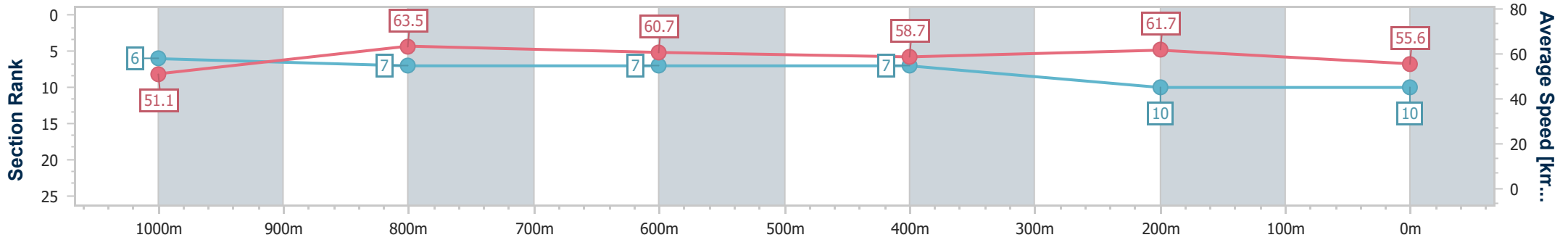
Horse/Jockey Name	Peterman
Final Rank	10
Fastest Section Time (Section)	0:11.40 (1000m)
Top Speed [km/h] (Section)	66.9 (1000m)
Race State	Finished



Sunshine Coast QLD Professional
 Race 5: CONNECT KIDS Maiden Handicap - 1200m
 29 September 2024 - 15:05
 Track Rating: Soft 5, Weather: Fine, Rail Position: +2m



Section	Overall	1000m	800m	600m	400m	200m
Section Times	1:14.34 [10] (0:14.11)	1:00.23 [6] (0:11.40)	0:48.83 [7] (0:11.95)	0:36.88 [7] (0:12.23)	0:24.65 [7] (0:11.72)	0:12.93 [10] (0:12.93)
Average Speed [km/h]	51.1	63.5	60.7	58.7	61.7	55.6
Top Speed [km/h]	66.6	66.9	62.3	61.4	62.6	59.2
Avg. Dist. to Rail [m]	2.7	2.0	1.1	0.4	1.4	2.0
Avg. Stride Freq. [Hz]	2.3	2.3	2.3	2.2	2.4	2.2
Avg. Stride Length [m]	6.1	7.7	7.5	7.4	7.2	7.0



- [] Ranking at each section and finish
- .-.- No data available at this section
- NA No data available



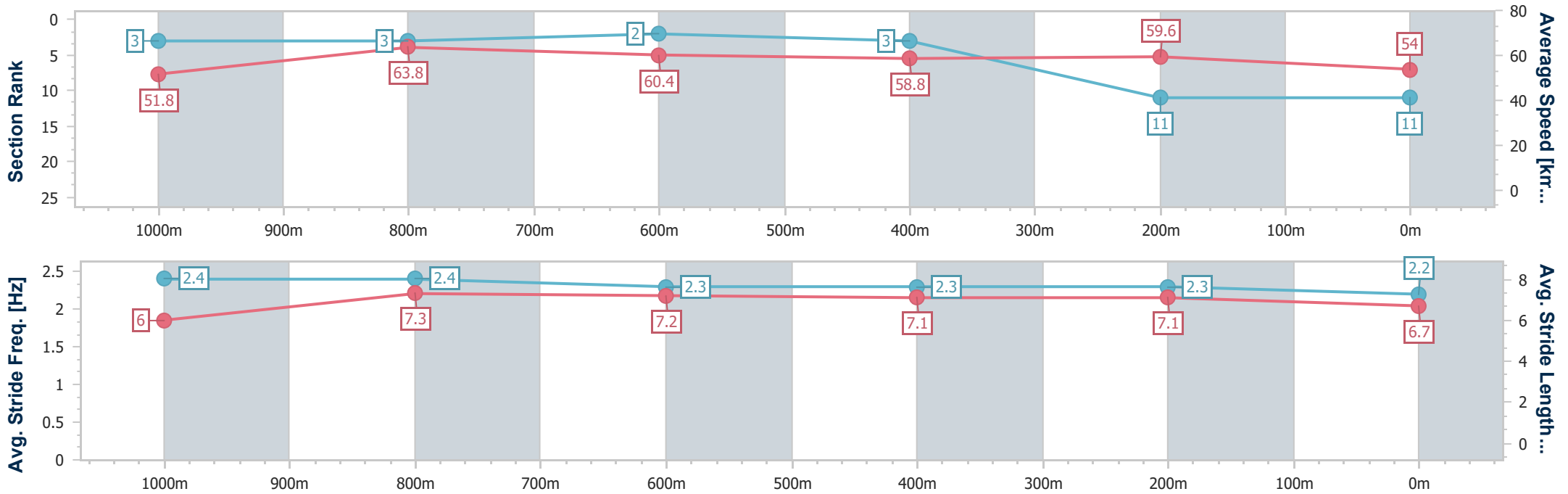
Horse/Jockey Name	Quality Miss
Final Rank	11
Fastest Section Time (Section)	0:11.24 (1000m)
Top Speed [km/h] (Section)	65.7 (1000m)
Race State	Finished



Sunshine Coast QLD Professional
 Race 5: CONNECT KIDS Maiden Handicap - 1200m
 29 September 2024 - 15:05
 Track Rating: Soft 5, Weather: Fine, Rail Position: +2m



Section	Overall	1000m	800m	600m	400m	200m
Section Times	1:14.86 [11] (0:13.93)	1:00.93 [3] (0:11.24)	0:49.69 [3] (0:11.94)	0:37.75 [2] (0:12.31)	0:25.44 [3] (0:12.12)	0:13.32 [11] (0:13.32)
Average Speed [km/h]	51.8	63.8	60.4	58.8	59.6	54.0
Top Speed [km/h]	65.7	65.7	62.7	60.8	60.9	58.1
Avg. Dist. to Rail [m]	1.1	1.6	0.7	1.1	3.0	0.9
Avg. Stride Freq. [Hz]	2.4	2.4	2.3	2.3	2.3	2.2
Avg. Stride Length [m]	6.0	7.3	7.2	7.1	7.1	6.7



- [] Ranking at each section and finish
- .-.- No data available at this section
- NA No data available



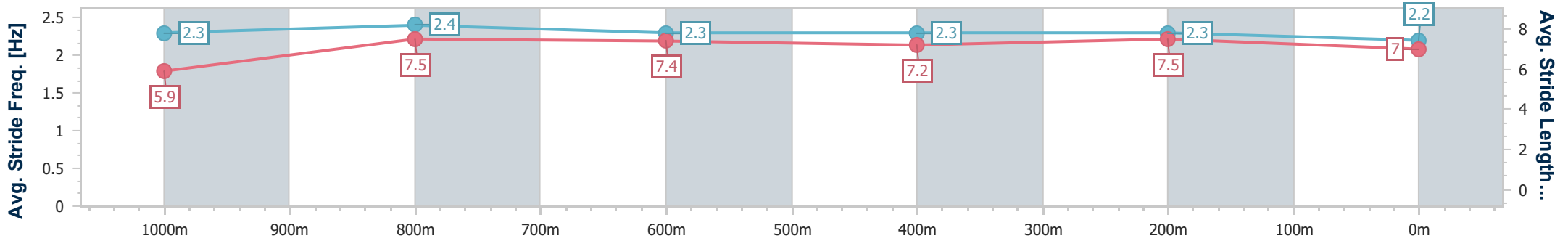
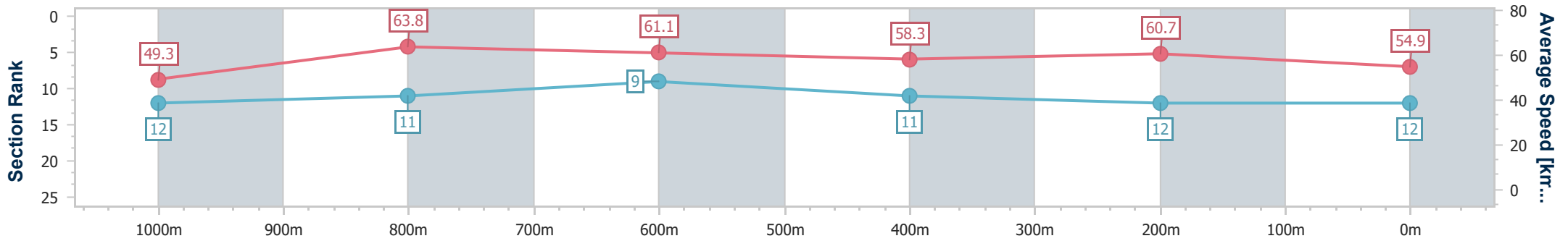
Horse/Jockey Name	Croc Fight
Final Rank	12
Fastest Section Time (Section)	0:11.29 (1000m)
Top Speed [km/h] (Section)	67.0 (1000m)
Race State	Finished



Sunshine Coast QLD Professional
 Race 5: CONNECT KIDS Maiden Handicap - 1200m
 29 September 2024 - 15:05
 Track Rating: Soft 5, Weather: Fine, Rail Position: +2m



Section	Overall	1000m	800m	600m	400m	200m
Section Times	1:15.02 [12] (0:14.61)	1:00.41 [12] (0:11.29)	0:49.12 [11] (0:11.80)	0:37.32 [9] (0:12.35)	0:24.97 [11] (0:11.85)	0:13.12 [12] (0:13.12)
Average Speed [km/h]	49.3	63.8	61.1	58.3	60.7	54.9
Top Speed [km/h]	65.7	67.0	63.9	61.8	62.1	59.8
Avg. Dist. to Rail [m]	3.5	0.8	0.6	0.5	0.6	3.0
Avg. Stride Freq. [Hz]	2.3	2.4	2.3	2.3	2.3	2.2
Avg. Stride Length [m]	5.9	7.5	7.4	7.2	7.5	7.0



- [] Ranking at each section and finish
- :-:- No data available at this section
- NA No data available