



Sunshine Coast QLD Professional

Race 1: ROSA ITALIAN QTIS Three-Year-Old Maiden Plate - 1400m

29 September 2024 - 12:45



Track Rating: Soft 5, Weather: Fine, Rail Position: +2m

Section		Overall	1200m	1000m	800m	600m	400m	Last 600m				
Field Times		1:25.66 (0:13.35)	1:12.31 (0:11.26)	1:01.05 (0:12.15)	0:48.90 (0:12.50)	0:36.40 (0:12.19)	0:24.21 (0:11.80)	0:36.40				
Rank	TAB Horse/Jockey	Barrier	Top Speed [km/h]	Fastest Section								Distance Travelled [m]
1	5 FAMILY OF LEAGUE Jai Williams	8	65.9 Overall	0:11.26 1200m	1:25.66 [1] (0:13.35)	1:12.31 [1] (0:11.26)	1:01.05 [1] (0:12.15)	0:48.90 [1] (0:12.50)	0:36.40 [1] (0:12.19)	0:24.21 [1] (0:11.80)	0:36.40	
2	2 CHAPARRAL CHASE James Orman	7	64.7 1200m	0:11.44 1200m	1:25.84 [2] (0:14.07)	1:11.77 [5] (0:11.44)	1:00.33 [6] (0:12.32)	0:48.01 [7] (0:12.19)	0:35.82 [5] (0:12.01)	0:23.81 [5] (0:11.58)	0:35.82	+8
3	3 REMLAP KAVA Ryan Maloney	4	64.5 1200m	0:11.44 1200m	1:26.19 [3] (0:14.17)	1:12.02 [7] (0:11.44)	1:00.58 [7] (0:12.17)	0:48.41 [6] (0:12.36)	0:36.05 [6] (0:11.98)	0:24.07 [7] (0:11.69)	0:36.05	+2
4	6 HERE'S TO POWER Micheal Hellyer	5	64.6 1200m	0:11.41 1200m	1:26.37 [4] (0:13.85)	1:12.52 [4] (0:11.41)	1:01.11 [4] (0:12.09)	0:49.02 [4] (0:12.39)	0:36.63 [3] (0:12.14)	0:24.49 [4] (0:11.72)	0:36.63	+6
5	8 OCTABOOM Nikita Beriman	3	65.1 Overall	0:10.63 1200m	1:26.57 [5] (0:17.13)	1:09.44 [8] (0:10.63)	0:58.81 [8] (0:11.35)	0:47.46 [8] (0:11.52)	0:35.94 [8] (0:11.12)	0:24.82 [2] (0:11.90)	0:35.94	+1
6	10 TOP LEVEL Robbie Dolan	6	65.3 1200m	0:11.34 1200m	1:26.59 [6] (0:14.16)	1:12.43 [6] (0:11.34)	1:01.09 [5] (0:12.17)	0:48.92 [5] (0:12.56)	0:36.36 [7] (0:12.06)	0:24.30 [8] (0:11.63)	0:36.36	+6
7	9 SAY STORMY Jake Bayliss	2	66.2 1200m	0:11.35 1200m	1:26.85 [7] (0:13.64)	1:13.21 [2] (0:11.35)	1:01.86 [2] (0:12.13)	0:49.73 [2] (0:12.38)	0:37.35 [2] (0:12.26)	0:25.09 [3] (0:11.85)	0:37.35	+0
8	1 CABO CASANOVA Georgina Cartwright	1	65.8 1200m	0:11.32 1200m	1:27.38 [8] (0:13.77)	1:13.61 [3] (0:11.32)	1:02.29 [3] (0:12.18)	0:50.11 [3] (0:12.48)	0:37.63 [4] (0:12.29)	0:25.34 [6] (0:12.05)	0:37.63	+2

Scratched: Savannah Gangster (#4), Misting (#7)

[] Ranking at each section and finish
 -:-:- No data available at this section
 NA No data available

SCN Saddle cloth number
 DNF Did not finish
 DNT Did not track



Sunshine Coast QLD Professional

Race 1: ROSA ITALIAN QTIS Three-Year-Old Maiden Plate - 1400m

29 September 2024 - 12:45



Track Rating: Soft 5, Weather: Fine, Rail Position: +2m

Section				200m				Last 600m	
Field Times				0:12.41 (0:12.41)				0:36.40	
Rank	TAB	Horse/Jockey	Barrier	Top Speed [km/h]	Fastest Section	Margin			Distance Travelled [m]
1	5	FAMILY OF LEAGUE Jai Williams	8	65.9 Overall	0:11.26 1200m	0:12.41 [1] (0:12.41)	1:25.66		0:36.40
2	2	CHAPARRAL CHASE James Orman	7	64.7 1200m	0:11.44 1200m	0:12.23 [3] (0:12.23)	1L		0:35.82 +8
3	3	REMLAP KAVA Ryan Maloney	4	64.5 1200m	0:11.44 1200m	0:12.38 [6] (0:12.38)	3L		0:36.05 +2
4	6	HERE'S TO POWER Micheal Hellyer	5	64.6 1200m	0:11.41 1200m	0:12.77 [2] (0:12.77)	4L		0:36.63 +6
5	8	OCTABOOM Nikita Beriman	3	65.1 Overall	0:10.63 1200m	0:12.92 [5] (0:12.92)	5L		0:35.94 +1
6	10	TOP LEVEL Robbie Dolan	6	65.3 1200m	0:11.34 1200m	0:12.67 [7] (0:12.67)	5.1L		0:36.36 +6
7	9	SAY STORMY Jake Bayliss	2	66.2 1200m	0:11.35 1200m	0:13.24 [4] (0:13.24)	6.6L		0:37.35 +0
8	1	CABO CASANOVA Georgina Cartwright	1	65.8 1200m	0:11.32 1200m	0:13.29 [8] (0:13.29)	9.6L		0:37.63 +2

Scratched: Savannah Gangster (#4), Misting (#7)

[] Ranking at each section and finish
 -:-:- No data available at this section
 NA No data available

SCN Saddle cloth number
 DNF Did not finish
 DNT Did not track



Horse/Jockey Name	Family Of League
Final Rank	1
Fastest Section Time (Section)	0:11.26 (1200m)
Top Speed [km/h] (Section)	65.9 (Overall)
Race State	Finished



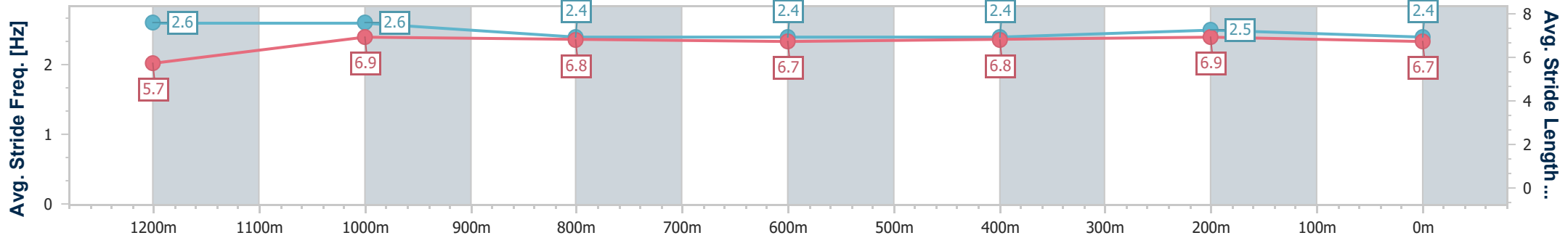
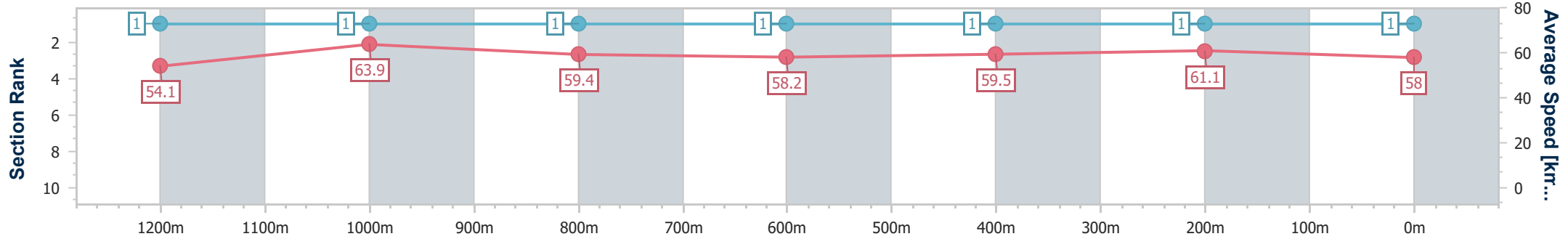
Sunshine Coast QLD Professional
Race 1: ROSA ITALIAN QTIS Three-Year-Old Maiden Plate - 1400m



29 September 2024 - 12:45

Track Rating: Soft 5, Weather: Fine, Rail Position: +2m

Section	Overall	1200m	1000m	800m	600m	400m	200m
Section Times	1:25.66 [1] (0:13.35)	1:12.31 [1] (0:11.26)	1:01.05 [1] (0:12.15)	0:48.90 [1] (0:12.50)	0:36.40 [1] (0:12.19)	0:24.21 [1] (0:11.80)	0:12.41 [1] (0:12.41)
Average Speed [km/h]	54.1	63.9	59.4	58.2	59.5	61.1	58.0
Top Speed [km/h]	65.9	65.9	61.6	59.4	61.0	61.9	60.6
Avg. Dist. to Rail [m]	6.5	0.6	0.6	1.7	1.1	2.7	5.4
Avg. Stride Freq. [Hz]	2.6	2.6	2.4	2.4	2.4	2.5	2.4
Avg. Stride Length [m]	5.7	6.9	6.8	6.7	6.8	6.9	6.7



- [] Ranking at each section and finish
- .-.- No data available at this section
- NA No data available



Horse/Jockey Name	Chaparral Chase
Final Rank	2
Fastest Section Time (Section)	0:11.44 (1200m)
Top Speed [km/h] (Section)	64.7 (1200m)
Race State	Finished



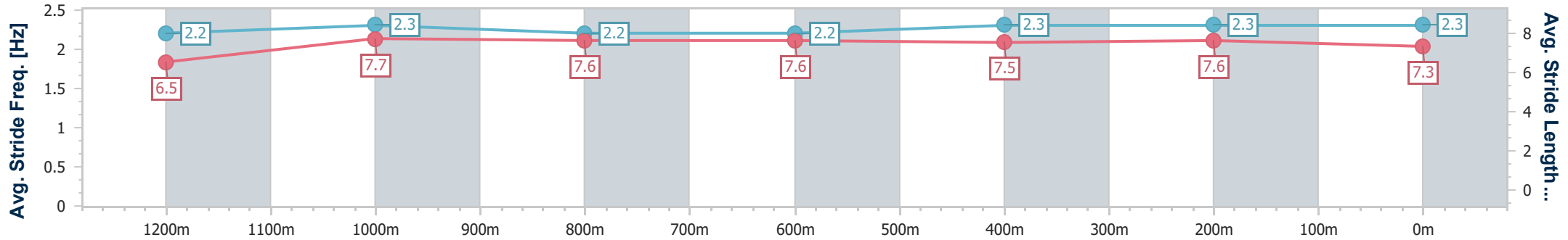
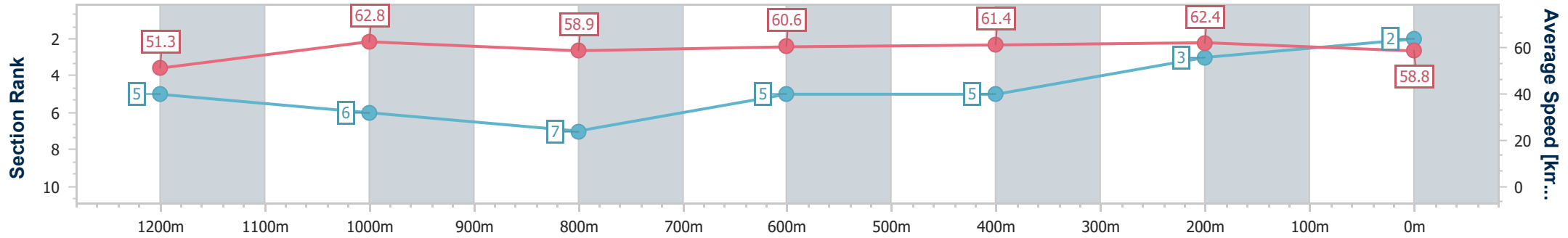
Sunshine Coast QLD Professional
Race 1: ROSA ITALIAN QTIS Three-Year-Old Maiden Plate - 1400m



29 September 2024 - 12:45

Track Rating: Soft 5, Weather: Fine, Rail Position: +2m

Section	Overall	1200m	1000m	800m	600m	400m	200m
Section Times	1:25.84 [2] (0:14.07)	1:11.77 [5] (0:11.44)	1:00.33 [6] (0:12.32)	0:48.01 [7] (0:12.19)	0:35.82 [5] (0:12.01)	0:23.81 [5] (0:11.58)	0:12.23 [3] (0:12.23)
Average Speed [km/h]	51.3	62.8	58.9	60.6	61.4	62.4	58.8
Top Speed [km/h]	64.3	64.7	61.0	63.5	63.1	63.1	61.3
Avg. Dist. to Rail [m]	7.8	3.9	3.2	3.9	4.8	6.6	7.0
Avg. Stride Freq. [Hz]	2.2	2.3	2.2	2.2	2.3	2.3	2.3
Avg. Stride Length [m]	6.5	7.7	7.6	7.6	7.5	7.6	7.3



- [] Ranking at each section and finish
- .-.- No data available at this section
- NA No data available



Horse/Jockey Name	Remlap Kava
Final Rank	3
Fastest Section Time (Section)	0:11.44 (1200m)
Top Speed [km/h] (Section)	64.5 (1200m)
Race State	Finished



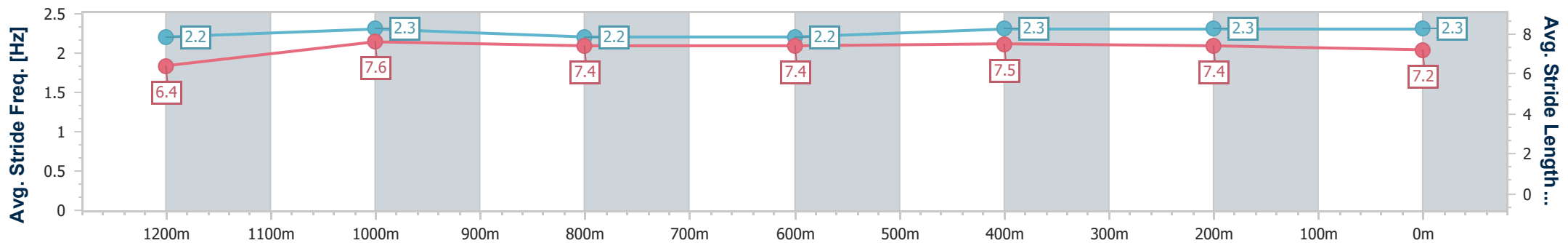
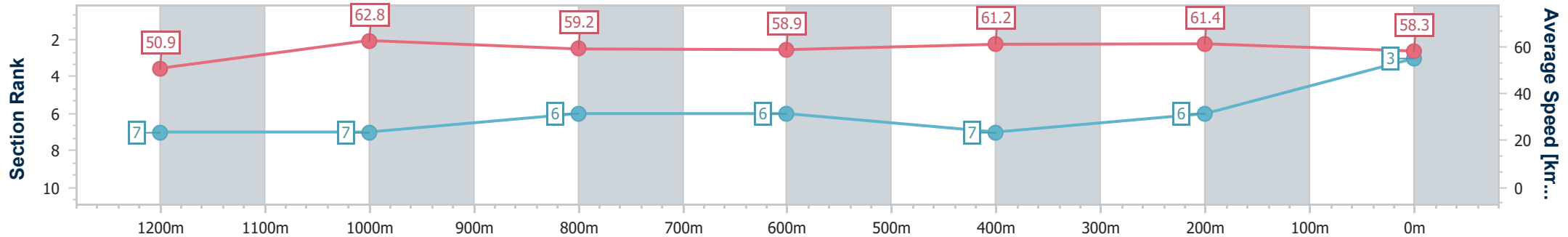
Sunshine Coast QLD Professional
Race 1: ROSA ITALIAN QTIS Three-Year-Old Maiden Plate - 1400m



29 September 2024 - 12:45

Track Rating: Soft 5, Weather: Fine, Rail Position: +2m

Section	Overall	1200m	1000m	800m	600m	400m	200m
Section Times	1:26.19 [3] (0:14.17)	1:12.02 [7] (0:11.44)	1:00.58 [7] (0:12.17)	0:48.41 [6] (0:12.36)	0:36.05 [6] (0:11.98)	0:24.07 [7] (0:11.69)	0:12.38 [6] (0:12.38)
Average Speed [km/h]	50.9	62.8	59.2	58.9	61.2	61.4	58.3
Top Speed [km/h]	63.7	64.5	61.8	61.8	62.8	63.1	60.7
Avg. Dist. to Rail [m]	5.5	1.6	0.4	1.8	2.4	4.7	6.5
Avg. Stride Freq. [Hz]	2.2	2.3	2.2	2.2	2.3	2.3	2.3
Avg. Stride Length [m]	6.4	7.6	7.4	7.4	7.5	7.4	7.2



- [] Ranking at each section and finish
- .-.- No data available at this section
- NA No data available



Horse/Jockey Name	Here's To Power
Final Rank	4
Fastest Section Time (Section)	0:11.41 (1200m)
Top Speed [km/h] (Section)	64.6 (1200m)
Race State	Finished



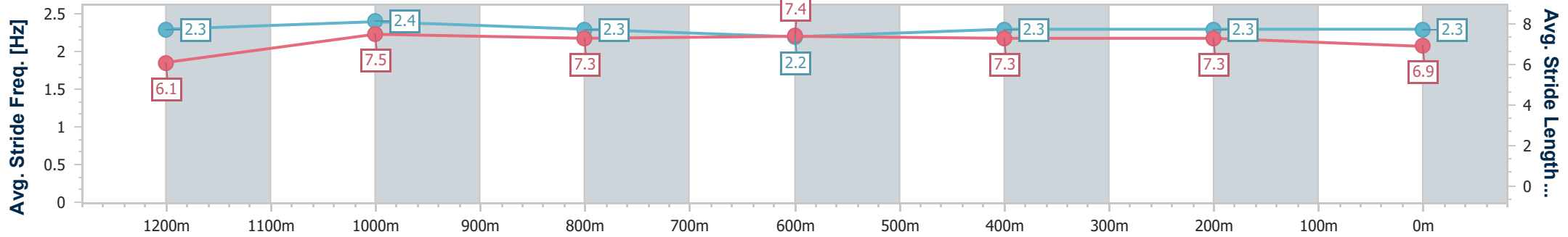
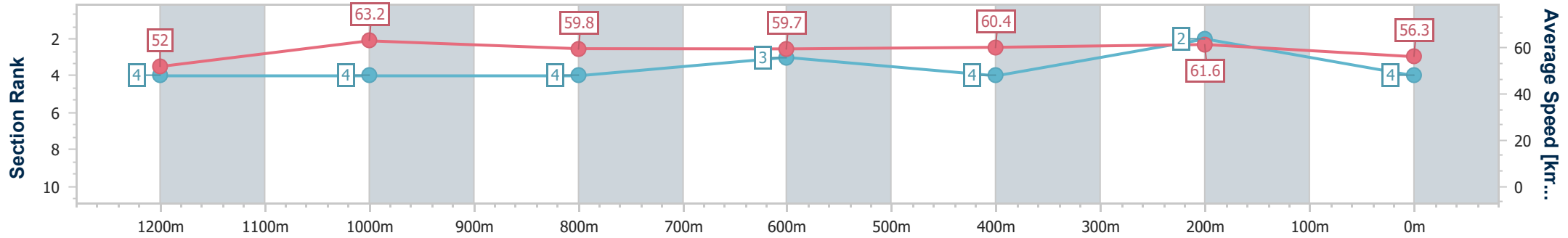
Sunshine Coast QLD Professional
Race 1: ROSA ITALIAN QTIS Three-Year-Old Maiden Plate - 1400m



29 September 2024 - 12:45

Track Rating: Soft 5, Weather: Fine, Rail Position: +2m

Section	Overall	1200m	1000m	800m	600m	400m	200m
Section Times	1:26.37 [4] (0:13.85)	1:12.52 [4] (0:11.41)	1:01.11 [4] (0:12.09)	0:49.02 [4] (0:12.39)	0:36.63 [3] (0:12.14)	0:24.49 [4] (0:11.72)	0:12.77 [2] (0:12.77)
Average Speed [km/h]	52.0	63.2	59.8	59.7	60.4	61.6	56.3
Top Speed [km/h]	63.2	64.6	62.7	60.4	62.2	62.6	60.5
Avg. Dist. to Rail [m]	5.4	2.4	2.6	3.8	3.7	5.9	5.9
Avg. Stride Freq. [Hz]	2.3	2.4	2.3	2.2	2.3	2.3	2.3
Avg. Stride Length [m]	6.1	7.5	7.3	7.4	7.3	7.3	6.9



- [] Ranking at each section and finish
- .-.- No data available at this section
- NA No data available



Horse/Jockey Name	Octoboom
Final Rank	5
Fastest Section Time (Section)	0:10.63 (1200m)
Top Speed [km/h] (Section)	65.1 (Overall)
Race State	Finished



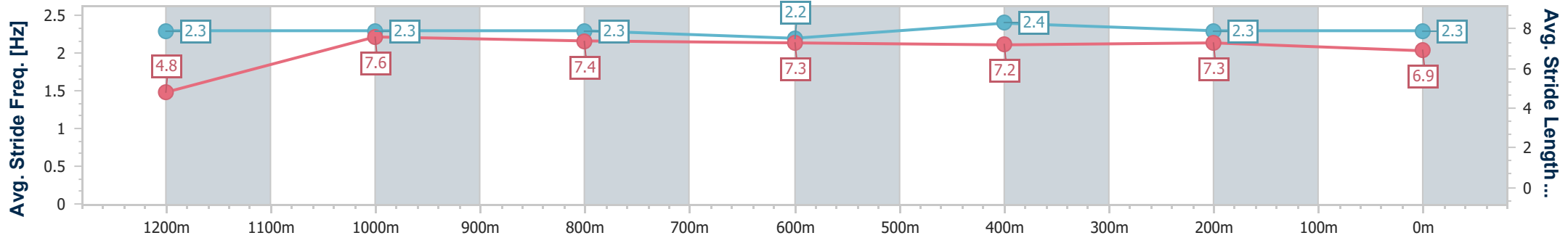
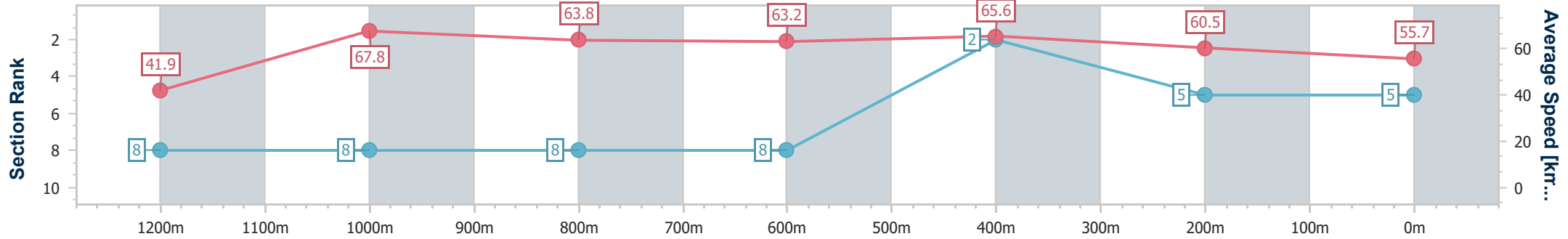
Sunshine Coast QLD Professional
Race 1: ROSA ITALIAN QTIS Three-Year-Old Maiden Plate - 1400m



29 September 2024 - 12:45

Track Rating: Soft 5, Weather: Fine, Rail Position: +2m

Section	Overall	1200m	1000m	800m	600m	400m	200m
Section Times	1:26.57 [5] (0:17.13)	1:09.44 [8] (0:10.63)	0:58.81 [8] (0:11.35)	0:47.46 [8] (0:11.52)	0:35.94 [8] (0:11.12)	0:24.82 [2] (0:11.90)	0:12.92 [5] (0:12.92)
Average Speed [km/h]	41.9	67.8	63.8	63.2	65.6	60.5	55.7
Top Speed [km/h]	65.1	64.8	61.2	59.6	62.6	61.6	59.0
Avg. Dist. to Rail [m]	3.9	2.2	2.2	1.5	2.4	4.7	3.1
Avg. Stride Freq. [Hz]	2.3	2.3	2.3	2.2	2.4	2.3	2.3
Avg. Stride Length [m]	4.8	7.6	7.4	7.3	7.2	7.3	6.9



- [] Ranking at each section and finish
- .-.- No data available at this section
- NA No data available



Horse/Jockey Name	Top Level
Final Rank	6
Fastest Section Time (Section)	0:11.34 (1200m)
Top Speed [km/h] (Section)	65.3 (1200m)
Race State	Finished



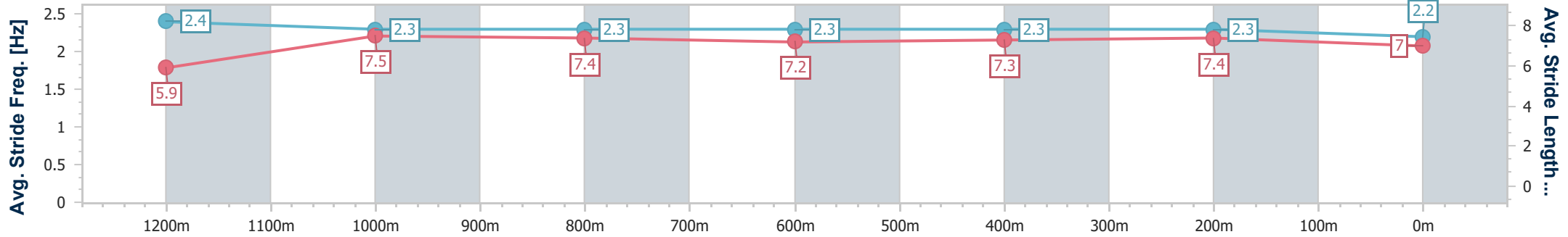
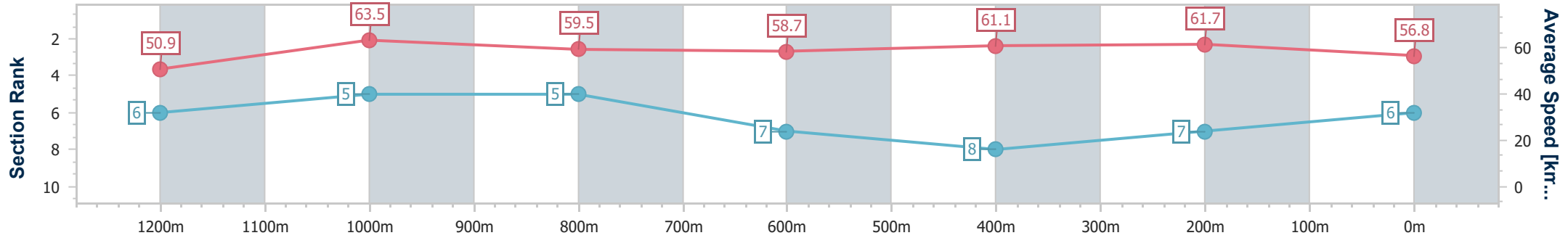
Sunshine Coast QLD Professional
Race 1: ROSA ITALIAN QTIS Three-Year-Old Maiden Plate - 1400m



29 September 2024 - 12:45

Track Rating: Soft 5, Weather: Fine, Rail Position: +2m

Section	Overall	1200m	1000m	800m	600m	400m	200m
Section Times	1:26.59 [6] (0:14.16)	1:12.43 [6] (0:11.34)	1:01.09 [5] (0:12.17)	0:48.92 [5] (0:12.56)	0:36.36 [7] (0:12.06)	0:24.30 [8] (0:11.63)	0:12.67 [7]
Average Speed [km/h]	50.9	63.5	59.5	58.7	61.1	61.7	56.8
Top Speed [km/h]	65.2	65.3	61.8	60.5	63.0	63.6	60.5
Avg. Dist. to Rail [m]	6.0	3.3	2.5	4.2	3.2	6.6	8.1
Avg. Stride Freq. [Hz]	2.4	2.3	2.3	2.3	2.3	2.3	2.2
Avg. Stride Length [m]	5.9	7.5	7.4	7.2	7.3	7.4	7.0



- [] Ranking at each section and finish
- .-.- No data available at this section
- NA No data available



Horse/Jockey Name	Say Stormy
Final Rank	7
Fastest Section Time (Section)	0:11.35 (1200m)
Top Speed [km/h] (Section)	66.2 (1200m)
Race State	Finished



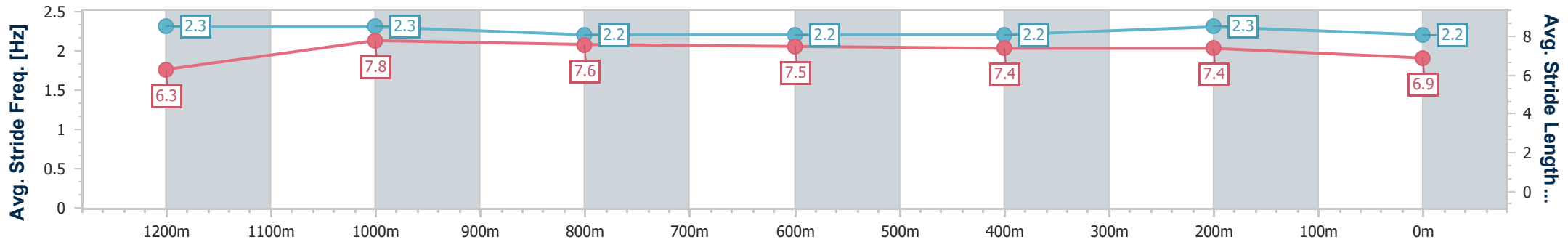
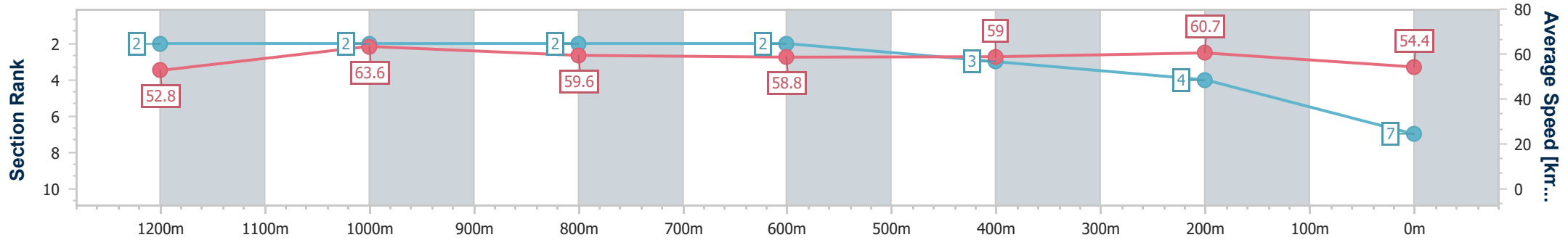
Sunshine Coast QLD Professional
Race 1: ROSA ITALIAN QTIS Three-Year-Old Maiden Plate - 1400m



29 September 2024 - 12:45

Track Rating: Soft 5, Weather: Fine, Rail Position: +2m

Section	Overall	1200m	1000m	800m	600m	400m	200m
Section Times	1:26.85 [7] (0:13.64)	1:13.21 [2] (0:11.35)	1:01.86 [2] (0:12.13)	0:49.73 [2] (0:12.38)	0:37.35 [2] (0:12.26)	0:25.09 [3] (0:11.85)	0:13.24 [4] (0:13.24)
Average Speed [km/h]	52.8	63.6	59.6	58.8	59.0	60.7	54.4
Top Speed [km/h]	66.1	66.2	62.2	59.3	60.2	61.5	58.6
Avg. Dist. to Rail [m]	4.4	3.7	3.1	1.1	0.9	3.9	4.6
Avg. Stride Freq. [Hz]	2.3	2.3	2.2	2.2	2.2	2.3	2.2
Avg. Stride Length [m]	6.3	7.8	7.6	7.5	7.4	7.4	6.9



- [] Ranking at each section and finish
- .-.- No data available at this section
- NA No data available



Horse/Jockey Name	Cabo Casanova
Final Rank	8
Fastest Section Time (Section)	0:11.32 (1200m)
Top Speed [km/h] (Section)	65.8 (1200m)
Race State	Finished



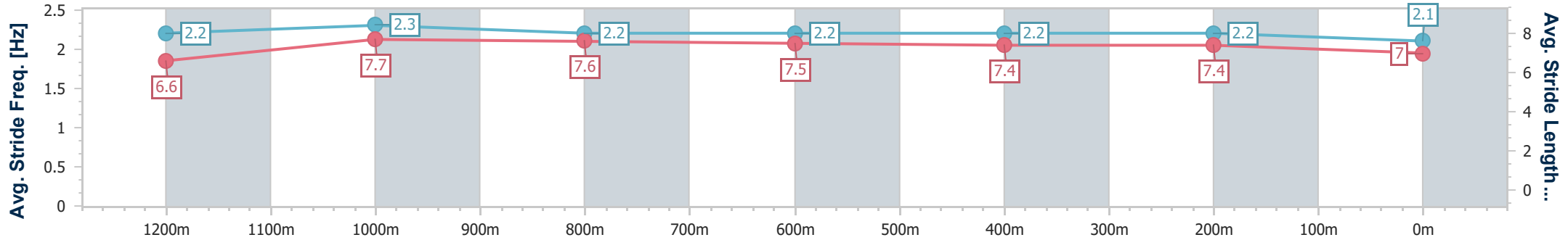
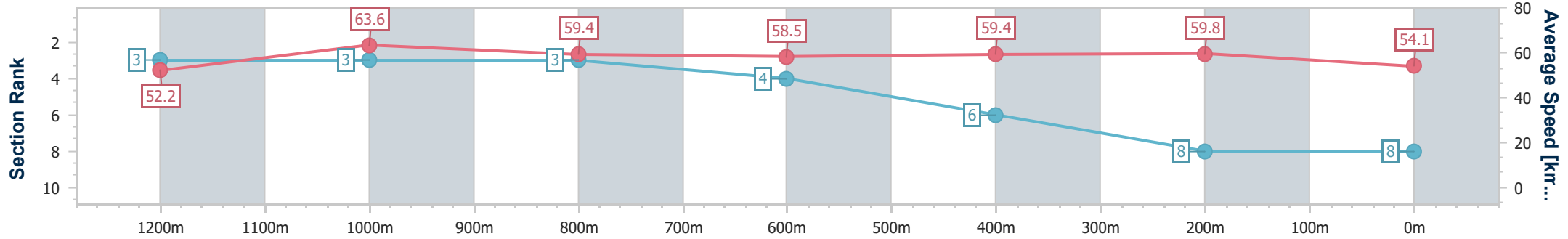
Sunshine Coast QLD Professional
Race 1: ROSA ITALIAN QTIS Three-Year-Old Maiden Plate - 1400m



29 September 2024 - 12:45

Track Rating: Soft 5, Weather: Fine, Rail Position: +2m

Section	Overall	1200m	1000m	800m	600m	400m	200m
Section Times	1:27.38 [8] (0:13.77)	1:13.61 [3] (0:11.32)	1:02.29 [3] (0:12.18)	0:50.11 [3] (0:12.48)	0:37.63 [4] (0:12.29)	0:25.34 [6] (0:12.05)	0:13.29 [8] (0:13.29)
Average Speed [km/h]	52.2	63.6	59.4	58.5	59.4	59.8	54.1
Top Speed [km/h]	65.7	65.8	61.7	59.4	61.4	60.8	57.4
Avg. Dist. to Rail [m]	2.1	0.9	0.7	2.2	2.5	3.9	4.0
Avg. Stride Freq. [Hz]	2.2	2.3	2.2	2.2	2.2	2.2	2.1
Avg. Stride Length [m]	6.6	7.7	7.6	7.5	7.4	7.4	7.0



- [] Ranking at each section and finish
- .-.- No data available at this section
- NA No data available



Sunshine Coast QLD Professional
Race 2: BARINGA TAVERN Class 5 Handicap - 1000m
29 September 2024 - 13:20



Track Rating: Soft 5, Weather: Fine, Rail Position: +2m

Section		Overall									Last 600m	
Field Times		0:57.88 (0:13.56)									0:33.81	
		800m			600m		400m		200m			
		0:44.32 (0:10.51)			0:33.81 (0:11.01)		0:22.80 (0:10.97)		0:11.83 (0:11.83)			
Rank	TAB Horse/Jockey	Barrier	Top Speed [km/h]	Fastest Section	Overall	800m	600m	400m	200m	Margin	Last 600m	Distance Travelled [m]
1	3 HEARTONI Shania Willis	6	69.3 800m	0:10.51 800m	0:57.88 [1] (0:13.56)	0:44.32 [2] (0:10.51)	0:33.81 [1] (0:11.01)	0:22.80 [1] (0:10.97)	0:11.83 [1] (0:11.83)	0:57.88	0:33.81	
1	5 UNO MOON Angela Jones	2	71.1 800m	0:10.38 800m	0:57.88 [1] (0:13.78)	0:44.10 [5] (0:10.38)	0:33.72 [2] (0:11.09)	0:22.63 [3] (0:10.90)	0:11.73 [2] (0:11.73)	0:57.88	0:33.72	-1
3	2 FASTCONI Nikita Beriman	1	67.9 800m	0:10.68 800m	0:57.96 [3] (0:14.02)	0:43.94 [7] (0:10.68)	0:33.26 [6] (0:10.94)	0:22.32 [6] (0:10.80)	0:11.52 [6] (0:11.52)	0.3L	0:33.26	-4
4	6 THUNDER MANIA Trudy Thornton	7	67.6 400m	0:10.89 600m	0:58.21 [4] (0:13.62)	0:44.59 [4] (0:10.95)	0:33.64 [5] (0:10.89)	0:22.75 [4] (0:10.89)	0:11.86 [5] (0:11.86)	1.6L	0:33.64	+2
5	1 ZOOMETEOR James Orman	5	68.8 800m	0:10.75 800m	0:58.22 [5] (0:13.56)	0:44.66 [1] (0:10.75)	0:33.91 [3] (0:10.94)	0:22.97 [2] (0:10.92)	0:12.05 [3] (0:12.05)	1.7L	0:33.91	+3
6	4 I AM VODOO Rob Thorburn	3	67.9 400m	0:10.86 400m	0:58.41 [6] (0:13.59)	0:44.82 [3] (0:10.90)	0:33.92 [4] (0:10.98)	0:22.94 [5] (0:10.86)	0:12.08 [4] (0:12.08)	2.7L	0:33.92	-1
7	7 POINT BREAK Cejay Graham	4	67.9 400m	0:10.86 800m	0:58.50 [7] (0:14.01)	0:44.49 [6] (0:10.86)	0:33.63 [7] (0:10.89)	0:22.74 [7] (0:10.92)	0:11.82 [7] (0:11.82)	3.1L	0:33.63	-3

[] Ranking at each section and finish
 -:-:- No data available at this section
 NA No data available

SCN Saddle cloth number
 DNF Did not finish
 DNT Did not track



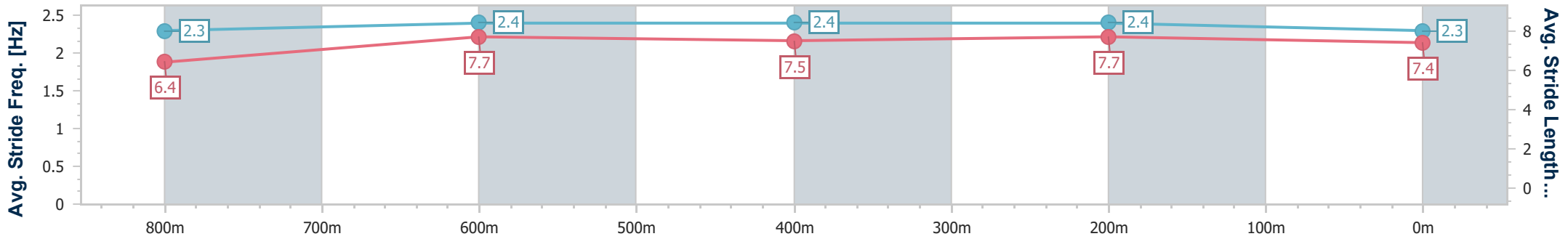
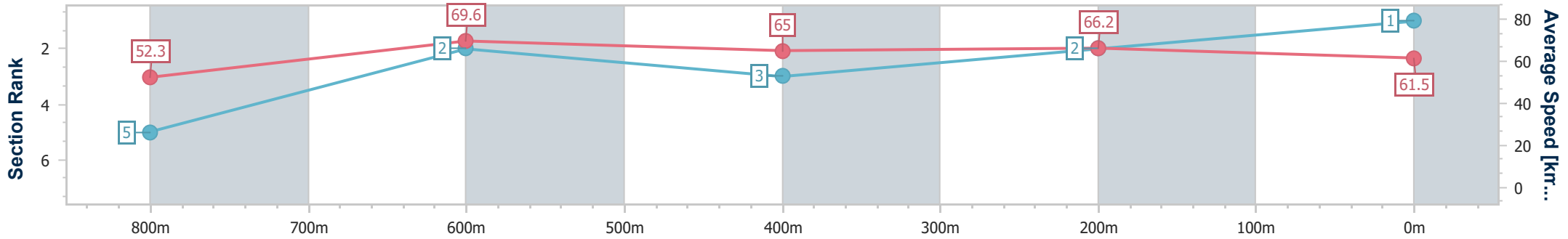
Horse/Jockey Name	Uno Moon
Final Rank	1
Fastest Section Time (Section)	0:10.38 (800m)
Top Speed [km/h] (Section)	71.1 (800m)
Race State	Finished



Sunshine Coast QLD Professional
 Race 2: BARINGA TAVERN Class 5 Handicap - 1000m
 29 September 2024 - 13:20
 Track Rating: Soft 5, Weather: Fine, Rail Position: +2m



Section	Overall	800m	600m	400m	200m
Section Times	0:57.88 [1] (0:13.78)	0:44.10 [5] (0:10.38)	0:33.72 [2] (0:11.09)	0:22.63 [3] (0:10.90)	0:11.73 [2] (0:11.73)
Average Speed [km/h]	52.3	69.6	65.0	66.2	61.5
Top Speed [km/h]	67.0	71.1	67.2	67.0	65.3
Avg. Dist. to Rail [m]	4.9	1.1	1.1	2.0	3.0
Avg. Stride Freq. [Hz]	2.3	2.4	2.4	2.4	2.3
Avg. Stride Length [m]	6.4	7.7	7.5	7.7	7.4



- [] Ranking at each section and finish
- .-.- No data available at this section
- NA No data available



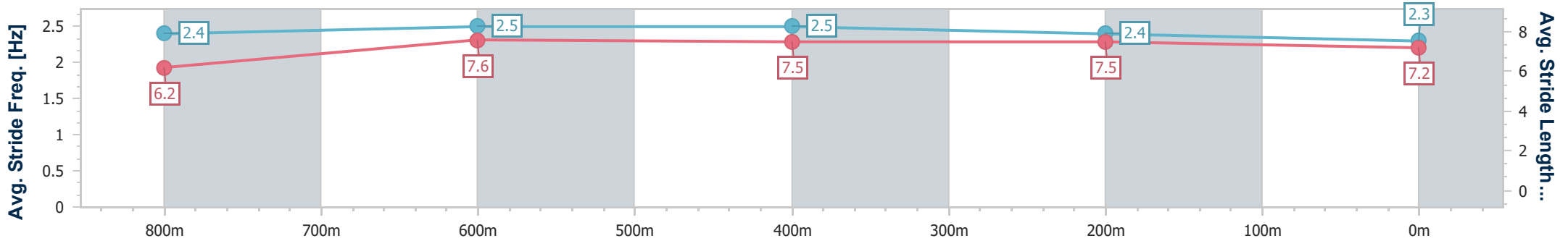
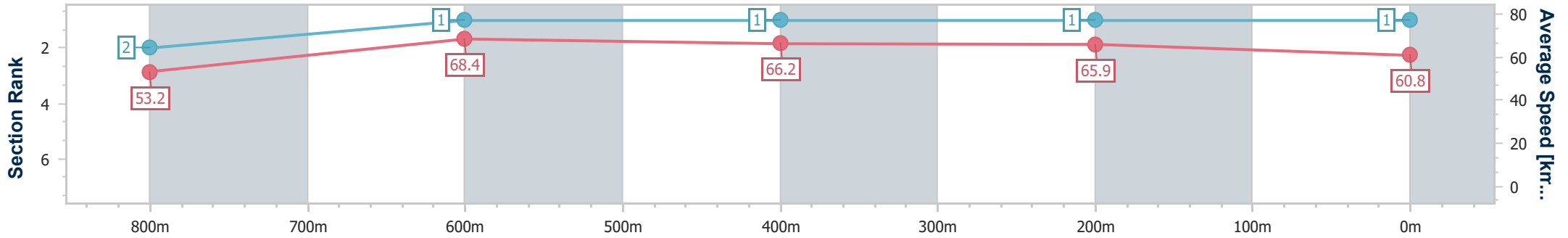
Horse/Jockey Name	Heartoni
Final Rank	1
Fastest Section Time (Section)	0:10.51 (800m)
Top Speed [km/h] (Section)	69.3 (800m)
Race State	Finished



Sunshine Coast QLD Professional
 Race 2: BARINGA TAVERN Class 5 Handicap - 1000m
 29 September 2024 - 13:20
 Track Rating: Soft 5, Weather: Fine, Rail Position: +2m



Section	Overall	800m	600m	400m	200m
Section Times	0:57.88 [1] (0:13.56)	0:44.32 [2] (0:10.51)	0:33.81 [1] (0:11.01)	0:22.80 [1] (0:10.97)	0:11.83 [1] (0:11.83)
Average Speed [km/h]	53.2	68.4	66.2	65.9	60.8
Top Speed [km/h]	68.6	69.3	68.3	67.5	64.0
Avg. Dist. to Rail [m]	5.3	0.7	2.2	3.7	4.1
Avg. Stride Freq. [Hz]	2.4	2.5	2.5	2.4	2.3
Avg. Stride Length [m]	6.2	7.6	7.5	7.5	7.2



- [] Ranking at each section and finish
- .-.- No data available at this section
- NA No data available



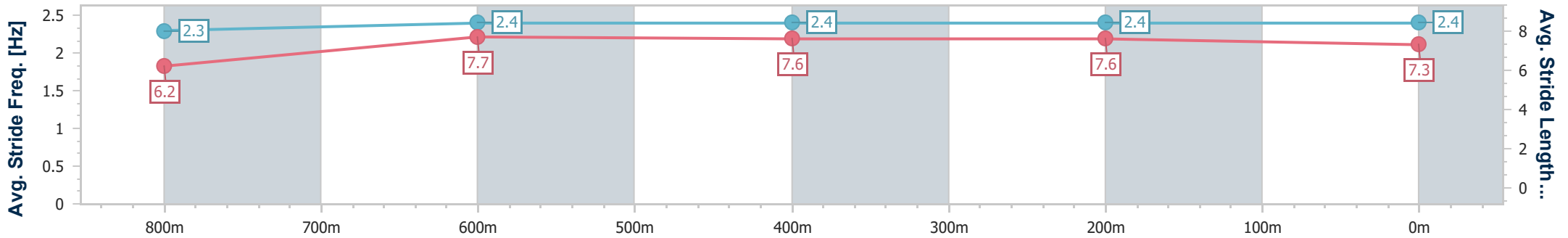
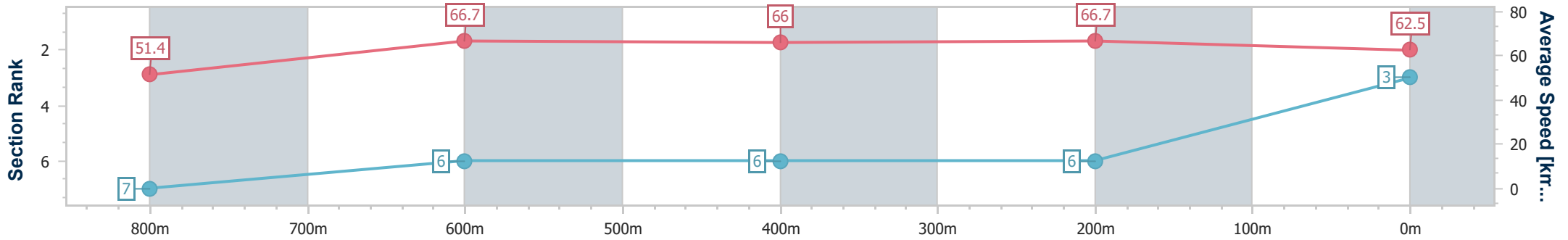
Horse/Jockey Name	Fastconi
Final Rank	3
Fastest Section Time (Section)	0:10.68 (800m)
Top Speed [km/h] (Section)	67.9 (800m)
Race State	Finished



Sunshine Coast QLD Professional
 Race 2: BARINGA TAVERN Class 5 Handicap - 1000m
 29 September 2024 - 13:20
 Track Rating: Soft 5, Weather: Fine, Rail Position: +2m



Section	Overall	800m	600m	400m	200m
Section Times	0:57.96 [3] (0:14.02)	0:43.94 [7] (0:10.68)	0:33.26 [6] (0:10.94)	0:22.32 [6] (0:10.80)	0:11.52 [6] (0:11.52)
Average Speed [km/h]	51.4	66.7	66.0	66.7	62.5
Top Speed [km/h]	66.8	67.9	67.6	67.6	64.3
Avg. Dist. to Rail [m]	1.1	1.3	1.5	4.7	5.1
Avg. Stride Freq. [Hz]	2.3	2.4	2.4	2.4	2.4
Avg. Stride Length [m]	6.2	7.7	7.6	7.6	7.3



- [] Ranking at each section and finish
- :-:- No data available at this section
- NA No data available



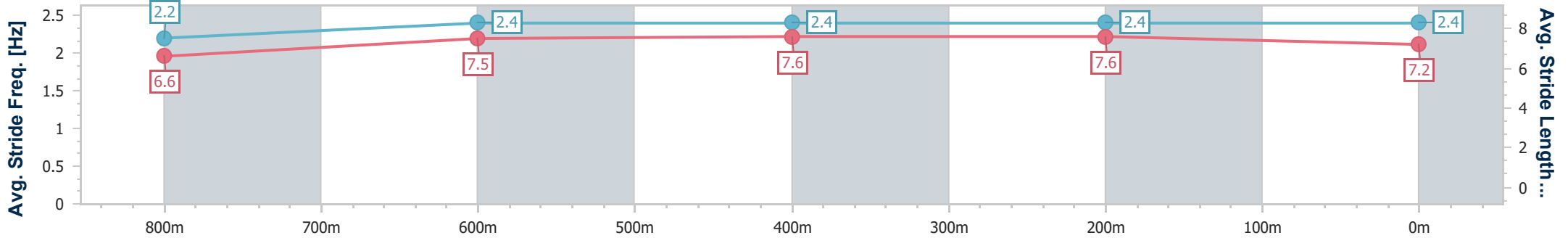
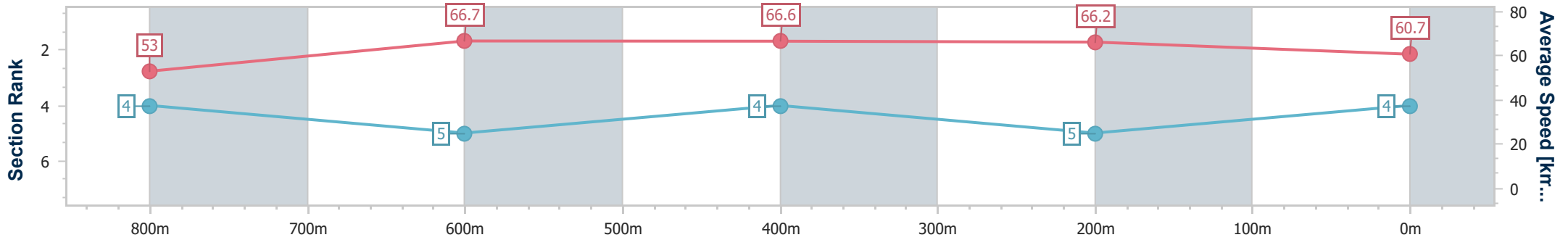
Horse/Jockey Name	Thunder Mania
Final Rank	4
Fastest Section Time (Section)	0:10.89 (600m)
Top Speed [km/h] (Section)	67.6 (400m)
Race State	Finished



Sunshine Coast QLD Professional
 Race 2: BARINGA TAVERN Class 5 Handicap - 1000m
 29 September 2024 - 13:20
 Track Rating: Soft 5, Weather: Fine, Rail Position: +2m



Section	Overall	800m	600m	400m	200m
Section Times	0:58.21 [4] (0:13.62)	0:44.59 [4] (0:10.95)	0:33.64 [5] (0:10.89)	0:22.75 [4] (0:10.89)	0:11.86 [5] (0:11.86)
Average Speed [km/h]	53.0	66.7	66.6	66.2	60.7
Top Speed [km/h]	66.3	67.3	67.5	67.6	63.4
Avg. Dist. to Rail [m]	8.7	4.2	1.8	3.6	3.6
Avg. Stride Freq. [Hz]	2.2	2.4	2.4	2.4	2.4
Avg. Stride Length [m]	6.6	7.5	7.6	7.6	7.2



- [] Ranking at each section and finish
- .-.- No data available at this section
- NA No data available



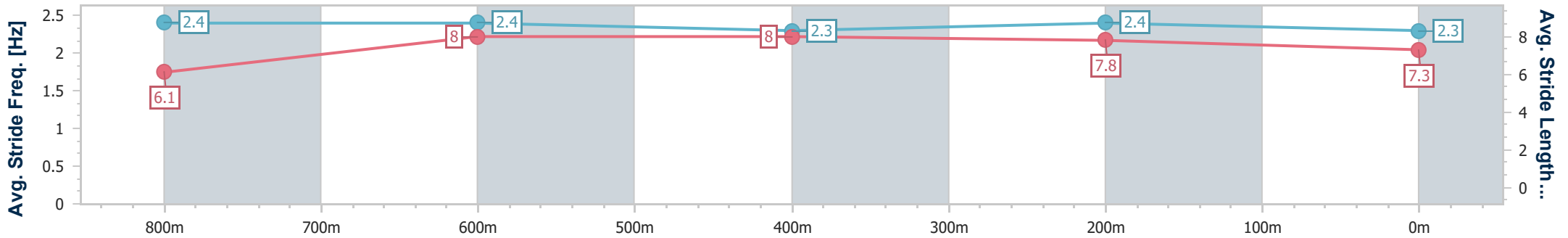
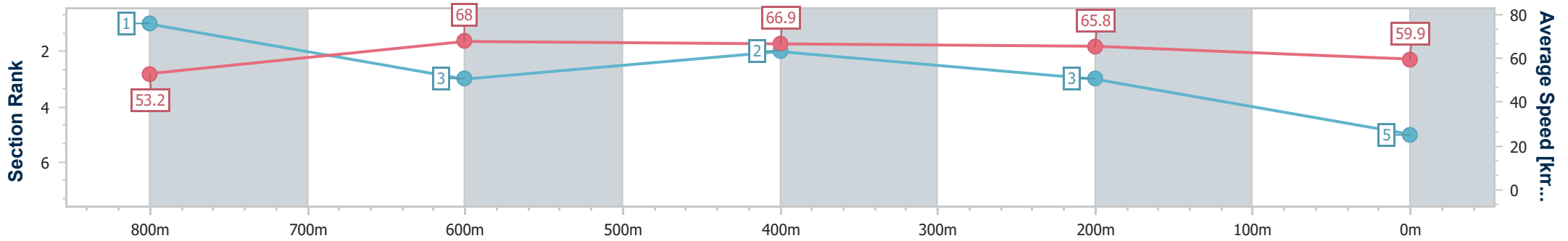
Horse/Jockey Name	Zoumeteor
Final Rank	5
Fastest Section Time (Section)	0:10.75 (800m)
Top Speed [km/h] (Section)	68.8 (800m)
Race State	Finished



Sunshine Coast QLD Professional
 Race 2: BARINGA TAVERN Class 5 Handicap - 1000m
 29 September 2024 - 13:20
 Track Rating: Soft 5, Weather: Fine, Rail Position: +2m



Section	Overall	800m	600m	400m	200m
Section Times	0:58.22 [5] (0:13.56)	0:44.66 [1] (0:10.75)	0:33.91 [3] (0:10.94)	0:22.97 [2] (0:10.92)	0:12.05 [3] (0:12.05)
Average Speed [km/h]	53.2	68.0	66.9	65.8	59.9
Top Speed [km/h]	68.5	68.8	67.8	67.5	62.8
Avg. Dist. to Rail [m]	7.1	3.7	2.8	4.5	5.1
Avg. Stride Freq. [Hz]	2.4	2.4	2.3	2.4	2.3
Avg. Stride Length [m]	6.1	8.0	8.0	7.8	7.3



- [] Ranking at each section and finish
- .-.- No data available at this section
- NA No data available



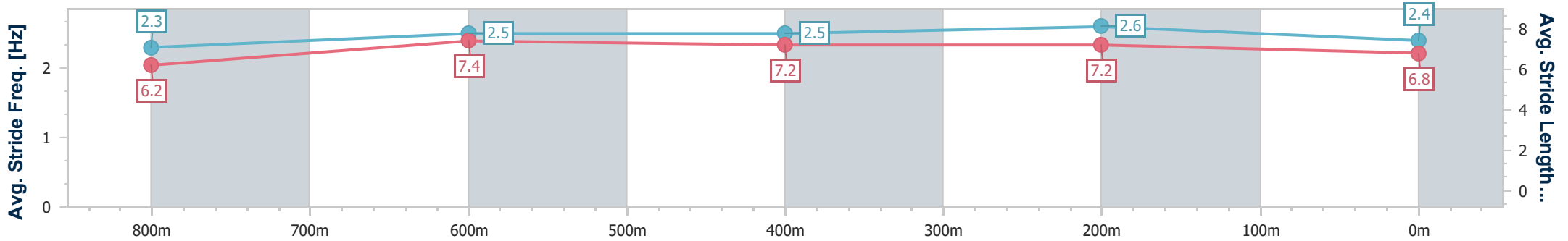
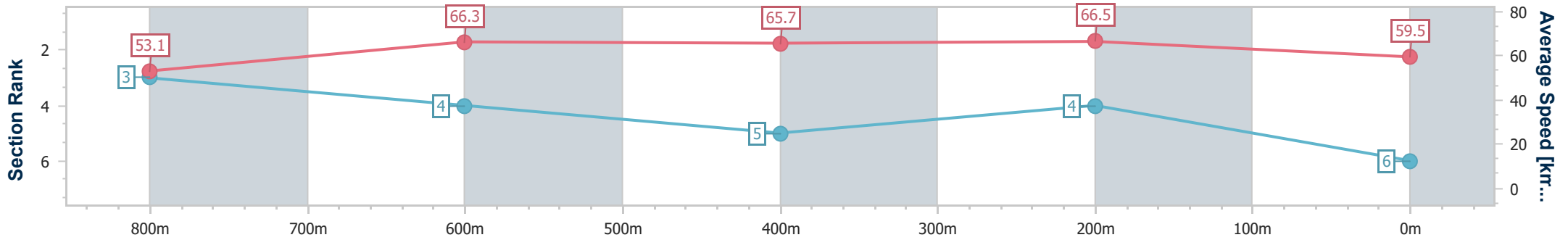
Horse/Jockey Name	I Am Voodoo
Final Rank	6
Fastest Section Time (Section)	0:10.86 (400m)
Top Speed [km/h] (Section)	67.9 (400m)
Race State	Finished



Sunshine Coast QLD Professional
 Race 2: BARINGA TAVERN Class 5 Handicap - 1000m
 29 September 2024 - 13:20
 Track Rating: Soft 5, Weather: Fine, Rail Position: +2m



Section	Overall	800m	600m	400m	200m
Section Times	0:58.41 [6] (0:13.59)	0:44.82 [3] (0:10.90)	0:33.92 [4] (0:10.98)	0:22.94 [5] (0:10.86)	0:12.08 [4] (0:12.08)
Average Speed [km/h]	53.1	66.3	65.7	66.5	59.5
Top Speed [km/h]	67.1	67.1	66.5	67.9	64.1
Avg. Dist. to Rail [m]	4.9	2.3	0.4	0.6	0.6
Avg. Stride Freq. [Hz]	2.3	2.5	2.5	2.6	2.4
Avg. Stride Length [m]	6.2	7.4	7.2	7.2	6.8



- [] Ranking at each section and finish
- .-.- No data available at this section
- NA No data available



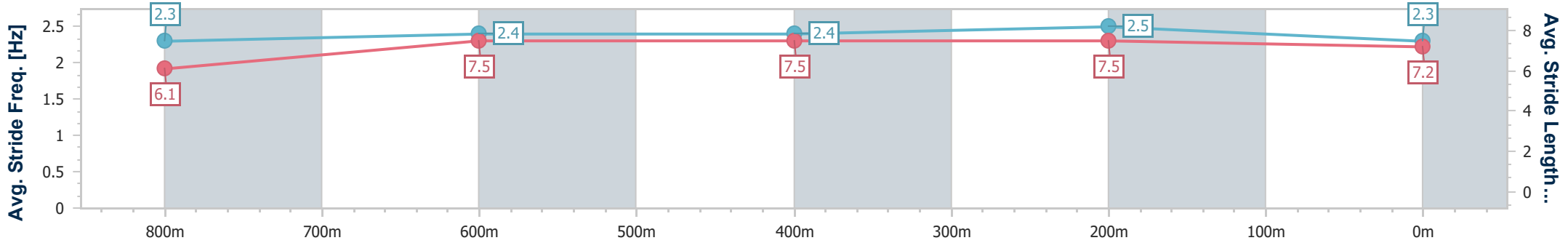
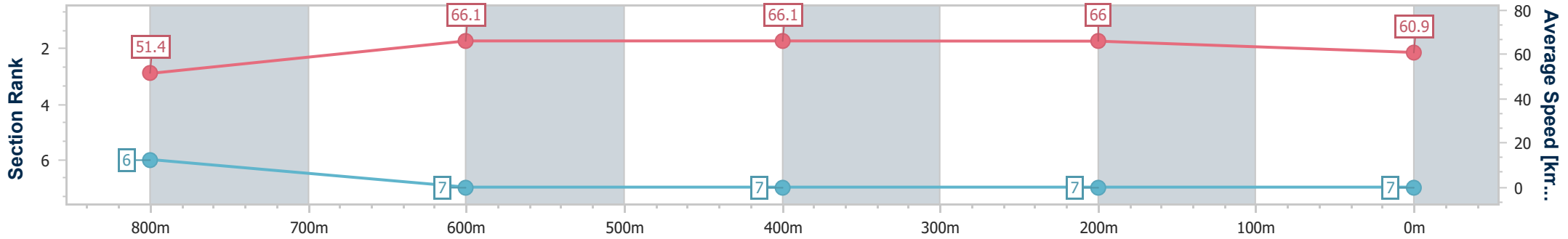
Horse/Jockey Name	Point Break
Final Rank	7
Fastest Section Time (Section)	0:10.86 (800m)
Top Speed [km/h] (Section)	67.9 (400m)
Race State	Finished



Sunshine Coast QLD Professional
 Race 2: BARINGA TAVERN Class 5 Handicap - 1000m
 29 September 2024 - 13:20
 Track Rating: Soft 5, Weather: Fine, Rail Position: +2m



Section	Overall	800m	600m	400m	200m
Section Times	0:58.50 [7] (0:14.01)	0:44.49 [6] (0:10.86)	0:33.63 [7] (0:10.89)	0:22.74 [7] (0:10.92)	0:11.82 [7] (0:11.82)
Average Speed [km/h]	51.4	66.1	66.1	66.0	60.9
Top Speed [km/h]	66.4	67.1	67.3	67.9	64.1
Avg. Dist. to Rail [m]	4.7	1.3	1.2	3.7	3.2
Avg. Stride Freq. [Hz]	2.3	2.4	2.4	2.5	2.3
Avg. Stride Length [m]	6.1	7.5	7.5	7.5	7.2



- [] Ranking at each section and finish
- .-.-.- No data available at this section
- NA No data available



Sunshine Coast QLD Professional

Race 3: BLI BLI HOTEL Maiden Plate - 1800m

29 September 2024 - 13:56



Track Rating: Soft 5, Weather: Fine, Rail Position: +2m

Section		Overall	1600m	1400m	1200m	1000m	800m	600m	Last 600m				
Field Times		1:54.38 (0:13.54)	1:40.84 (0:11.67)	1:29.17 (0:12.69)	1:16.48 (0:13.86)	1:02.62 (0:13.50)	0:49.12 (0:12.91)	0:36.21 (0:12.17)	0:36.21				
Rank	TAB Horse/Jockey	Barrier	Top Speed [km/h]	Fastest Section									Distance Travelled [m]
1	19 MARVIA MISS Minonette Kennedy	16	65.9 Overall	0:11.67 1600m	1:54.38 [1] (0:13.54)	1:40.84 [1] (0:11.67)	1:29.17 [1] (0:12.69)	1:16.48 [1] (0:13.86)	1:02.62 [1] (0:13.50)	0:49.12 [1] (0:12.91)	0:36.21 [1] (0:12.17)	0:36.21	
2	2 CYPHER PRINCE Anthony Allen	14	66.2 1600m	0:11.30 1600m	1:54.65 [2] (0:14.13)	1:40.52 [9] (0:11.30)	1:29.22 [3] (0:12.91)	1:16.31 [4] (0:13.82)	1:02.49 [3] (0:13.54)	0:48.95 [3] (0:13.00)	0:35.95 [4] (0:12.21)	0:35.95	+7
3	4 VENCE Justin Huxtable	6	65.6 Overall	0:11.53 400m	1:54.73 [3] (0:13.89)	1:40.84 [5] (0:12.05)	1:28.79 [8] (0:13.00)	1:15.79 [8] (0:13.99)	1:01.80 [9] (0:13.58)	0:48.22 [10] (0:12.89)	0:35.33 [10] (0:12.09)	0:35.33	+4
4	9 GOOD KARMA Marnu Potgieter	10	64.3 400m	0:11.62 400m	1:54.82 [4] (0:13.65)	1:41.17 [2] (0:11.89)	1:29.28 [4] (0:12.78)	1:16.50 [3] (0:13.97)	1:02.53 [4] (0:13.55)	0:48.98 [4] (0:12.81)	0:36.17 [3] (0:12.01)	0:36.17	+1
5	10 GYPSIDAZZLER Trudy Thornton	3	62.5 Overall	0:11.71 400m	1:55.10 [5] (0:13.96)	1:41.14 [6] (0:11.96)	1:29.18 [7] (0:12.75)	1:16.43 [7] (0:13.93)	1:02.50 [7] (0:13.45)	0:49.05 [5] (0:12.89)	0:36.16 [6] (0:12.11)	0:36.16	-6
6	8 DIVINE CHARM Sean Cormack	15	63.6 400m	0:11.56 400m	1:55.25 [6] (0:14.58)	1:40.67 [12] (0:11.73)	1:28.94 [11] (0:12.87)	1:16.07 [11] (0:13.80)	1:02.27 [10] (0:13.23)	0:49.04 [8] (0:12.86)	0:36.18 [8] (0:12.27)	0:36.18	+6
7	6 BEAU MONDE Jason Taylor	2	63.7 400m	0:11.59 400m	1:55.38 [7] (0:14.42)	1:40.96 [11] (0:12.09)	1:28.87 [12] (0:12.68)	1:16.19 [12] (0:13.98)	1:02.21 [12] (0:13.45)	0:48.76 [12] (0:12.84)	0:35.92 [11] (0:12.08)	0:35.92	+1
8	15 SHOW 'EM NORM Jake Bayliss	8	66.6 1600m	0:11.42 1600m	1:56.08 [8] (0:13.82)	1:42.26 [4] (0:11.42)	1:30.84 [2] (0:12.72)	1:18.12 [2] (0:13.88)	1:04.24 [2] (0:13.55)	0:50.69 [2] (0:12.89)	0:37.80 [2] (0:12.28)	0:37.80	+3
9	1 CARDIATIC Micheal Hellyer	1	63.7 Overall	0:12.10 1600m	1:56.23 [9] (0:14.09)	1:42.14 [8] (0:12.10)	1:30.04 [10] (0:12.81)	1:17.23 [9] (0:14.00)	1:03.23 [11] (0:13.47)	0:49.76 [9] (0:12.91)	0:36.85 [9] (0:12.11)	0:36.85	-2
10	20 MIDNIGHT SEAS Georgina Cartwright	4	63.3 400m	0:11.62 400m	1:56.31 [10] (0:14.24)	1:42.07 [10] (0:11.85)	1:30.22 [9] (0:12.91)	1:17.31 [10] (0:13.92)	1:03.39 [8] (0:13.61)	0:49.78 [11] (0:13.02)	0:36.76 [12] (0:12.20)	0:36.76	+7

Scratched: Betcha Think So (#7), Papal Wars (#3), Pieronimo (#13), Pride Of Savabella (#14), Champagne Rouge (#16), Betersaidthandone (#17), Belmont Park (#11), Captain Good Vibes (#12)

[] Ranking at each section and finish
 -:-:- No data available at this section
 NA No data available
 SCN Saddle cloth number
 DNF Did not finish
 DNT Did not track



Sunshine Coast QLD Professional
Race 3: BLI BLI HOTEL Maiden Plate - 1800m
29 September 2024 - 13:56



Track Rating: Soft 5, Weather: Fine, Rail Position: +2m

Section		Overall	1600m	1400m	1200m	1000m	800m	600m	Last 600m					
Field Times		1:54.38 (0:13.54)	1:40.84 (0:11.67)	1:29.17 (0:12.69)	1:16.48 (0:13.86)	1:02.62 (0:13.50)	0:49.12 (0:12.91)	0:36.21 (0:12.17)	0:36.21					
Rank	TAB Horse/Jockey	Barrier	Top Speed [km/h]	Fastest Section										Distance Travelled [m]
11	18 MORE YOU THINK Rob Thorburn	7	68.0	0:11.69	1:56.51 [11] (0:14.09)	1:42.42 [7] (0:11.69)	1:30.73 [6] (0:12.84)	1:17.89 [6] (0:13.90)	1:03.99 [6] (0:13.61)	0:50.38 [7] (0:12.79)	0:37.59 [5] (0:12.18)	0:37.59	+8	
12	5 WOODY'S MATE Adin Thompson	13	64.1	0:11.92	1:56.51 [12] (0:13.70)	1:42.81 [3] (0:11.92)	1:30.89 [5] (0:12.91)	1:17.98 [5] (0:13.96)	1:04.02 [5] (0:13.59)	0:50.43 [6] (0:12.89)	0:37.54 [7] (0:12.44)	0:37.54	+9	

Scratched: Betcha Think So (#7), Papal Wars (#3), Pieronimo (#13), Pride Of Savabella (#14), Champagne Rouge (#16), Bettersaidthandone (#17), Belmont Park (#11), Captain Good Vibes (#12)

[] Ranking at each section and finish
 -:-:-:- No data available at this section
 NA No data available

SCN Saddle cloth number
 DNF Did not finish
 DNT Did not track



Sunshine Coast QLD Professional
Race 3: BLI BLI HOTEL Maiden Plate - 1800m
29 September 2024 - 13:56



Track Rating: Soft 5, Weather: Fine, Rail Position: +2m

Section				400m	200m			Last 600m			
Field Times				0:24.04 (0:11.78)	0:12.26 (0:12.26)			0:36.21			
Rank	TAB	Horse/Jockey	Barrier	Top Speed [km/h]	Fastest Section	Margin				Distance Travelled [m]	
1	19	MARVIA MISS Minonette Kennedy	16	65.9 Overall	0:11.67 1600m	0:24.04 [1] (0:11.78)	0:12.26 [1] (0:12.26)	1:54.38		0:36.21	
2	2	CYPHER PRINCE Anthony Allen	14	66.2 1600m	0:11.30 1600m	0:23.74 [4] (0:11.60)	0:12.14 [3] (0:12.14)	1.5L		0:35.95	+7
3	4	VENCE Justin Huxtable	6	65.6 Overall	0:11.53 400m	0:23.24 [10] (0:11.53)	0:11.71 [7] (0:11.71)	1.8L		0:35.33	+4
4	9	GOOD KARMA Marnu Potgieter	10	64.3 400m	0:11.62 400m	0:24.16 [3] (0:11.62)	0:12.54 [2] (0:12.54)	2.2L		0:36.17	+1
5	10	GYPSIDAZZLER Trudy Thornton	3	62.5 Overall	0:11.71 400m	0:24.05 [5] (0:11.71)	0:12.34 [4] (0:12.34)	3.7L		0:36.16	-6
6	8	DIVINE CHARM Sean Cormack	15	63.6 400m	0:11.56 400m	0:23.91 [7] (0:11.56)	0:12.35 [6] (0:12.35)	4.5L		0:36.18	+6
7	6	BEAU MONDE Jason Taylor	2	63.7 400m	0:11.59 400m	0:23.84 [11] (0:11.59)	0:12.25 [8] (0:12.25)	5L		0:35.92	+1
8	15	SHOW 'EM NORM Jake Bayliss	8	66.6 1600m	0:11.42 1600m	0:25.52 [2] (0:12.22)	0:13.30 [5] (0:13.30)	9L		0:37.80	+3
9	1	CARDIATIC Micheal Hellyer	1	63.7 Overall	0:12.10 1600m	0:24.74 [9] (0:12.16)	0:12.58 [12] (0:12.58)	9.8L		0:36.85	-2
10	20	MIDNIGHT SEAS Georgina Cartwright	4	63.3 400m	0:11.62 400m	0:24.56 [12] (0:11.62)	0:12.94 [10] (0:12.94)	10.2L		0:36.76	+7

Scratched: Betcha Think So (#7), Papal Wars (#3), Pieronimo (#13), Pride Of Savabella (#14), Champagne Rouge (#16), Betersaidthandone (#17), Belmont Park (#11), Captain Good Vibes (#12)

[] Ranking at each section and finish
 -:-:- No data available at this section
 NA No data available

SCN Saddle cloth number
 DNF Did not finish
 DNT Did not track



Sunshine Coast QLD Professional
Race 3: BLI BLI HOTEL Maiden Plate - 1800m
29 September 2024 - 13:56



Track Rating: Soft 5, Weather: Fine, Rail Position: +2m

Section		400m	200m			Last 600m	
Field Times		0:24.04 (0:11.78)	0:12.26 (0:12.26)			0:36.21	
Rank	TAB Horse/Jockey	Barrier	Top Speed [km/h]	Fastest Section	Margin	Distance Travelled [m]	
11	18 MORE YOU THINK Rob Thorburn	7	68.0	0:11.69 Overall 1600m	0:25.41 [6] (0:12.06)	0:13.35 [9] (0:13.35)	11.2L 0:37.59 +8
12	5 WOODY'S MATE Adin Thompson	13	64.1	0:11.92 Overall 1600m	0:25.10 [8] (0:12.19)	0:12.91 [11] (0:12.91)	11.3L 0:37.54 +9

Scratched: Betcha Think So (#7), Papal Wars (#3), Pieronimo (#13), Pride Of Savabella (#14), Champagne Rouge (#16), Bettersaidthandone (#17), Belmont Park (#11), Captain Good Vibes (#12)

[] Ranking at each section and finish
 -:-:-:- No data available at this section
 NA No data available

SCN Saddle cloth number
 DNF Did not finish
 DNT Did not track



Horse/Jockey Name	Marvia Miss
Final Rank	1
Fastest Section Time (Section)	0:11.67 (1600m)
Top Speed [km/h] (Section)	65.9 (Overall)
Race State	Finished



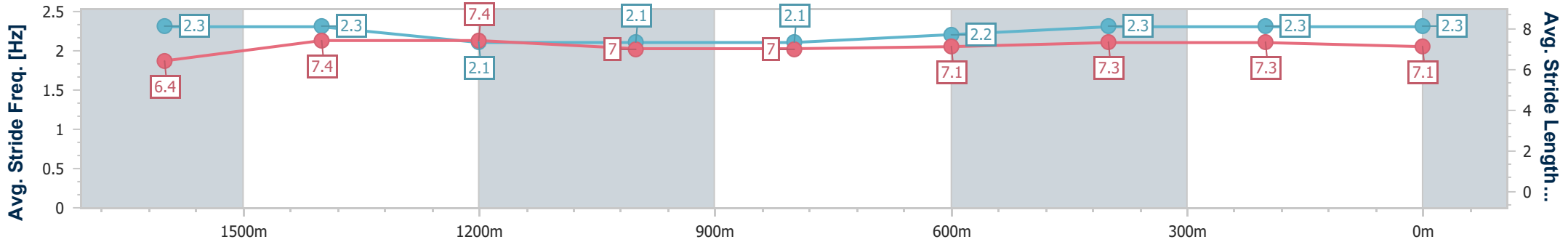
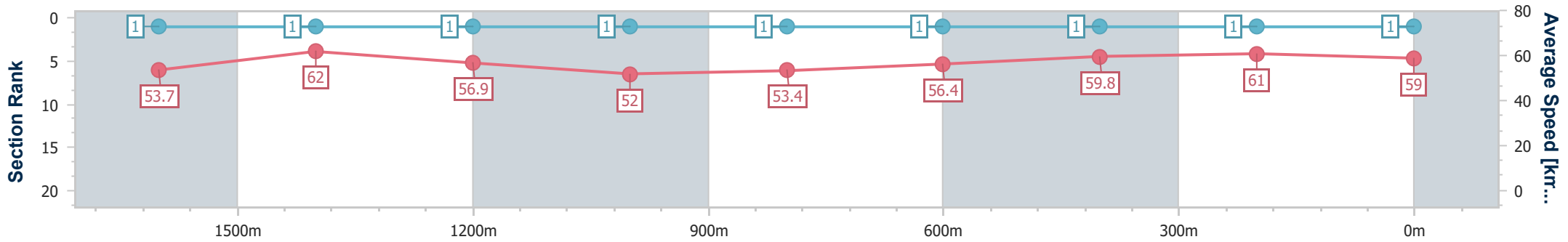
Sunshine Coast QLD Professional
Race 3: BLI BLI HOTEL Maiden Plate - 1800m



29 September 2024 - 13:56

Track Rating: Soft 5, Weather: Fine, Rail Position: +2m

Section	Overall	1600m	1400m	1200m	1000m	800m	600m	400m	200m
Section Times	1:54.38 [1] (0:13.54)	1:40.84 [1] (0:11.67)	1:29.17 [1] (0:12.69)	1:16.48 [1] (0:13.86)	1:02.62 [1] (0:13.50)	0:49.12 [1] (0:12.91)	0:36.21 [1] (0:12.17)	0:24.04 [1] (0:11.78)	0:12.26 [1] (0:12.26)
Average Speed [km/h]	53.7	62.0	56.9	52.0	53.4	56.4	59.8	61.0	59.0
Top Speed [km/h]	65.9	64.5	60.6	53.2	54.3	58.8	60.7	61.9	60.3
Avg. Dist. to Rail [m]	11.4	1.7	0.9	0.8	0.7	1.2	2.2	4.4	4.8
Avg. Stride Freq. [Hz]	2.3	2.3	2.1	2.1	2.1	2.2	2.3	2.3	2.3
Avg. Stride Length [m]	6.4	7.4	7.4	7.0	7.0	7.1	7.3	7.3	7.1



- [] Ranking at each section and finish
- .-.- No data available at this section
- NA No data available



Horse/Jockey Name	Cypher Prince
Final Rank	2
Fastest Section Time (Section)	0:11.30 (1600m)
Top Speed [km/h] (Section)	66.2 (1600m)
Race State	Finished



Sunshine Coast QLD Professional

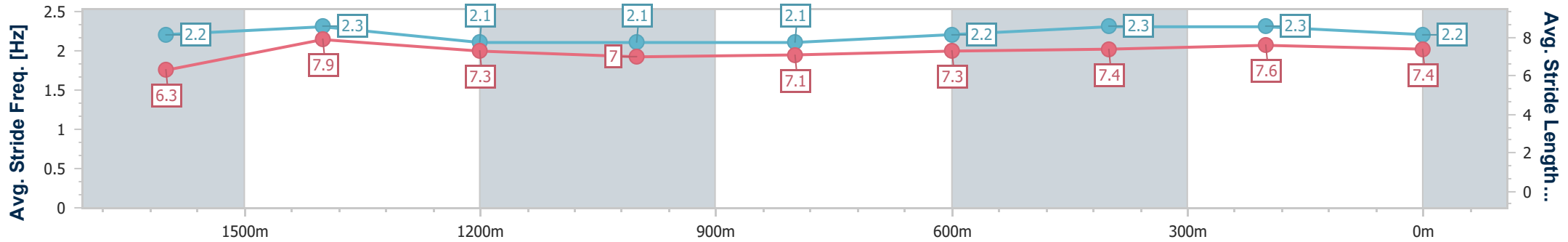
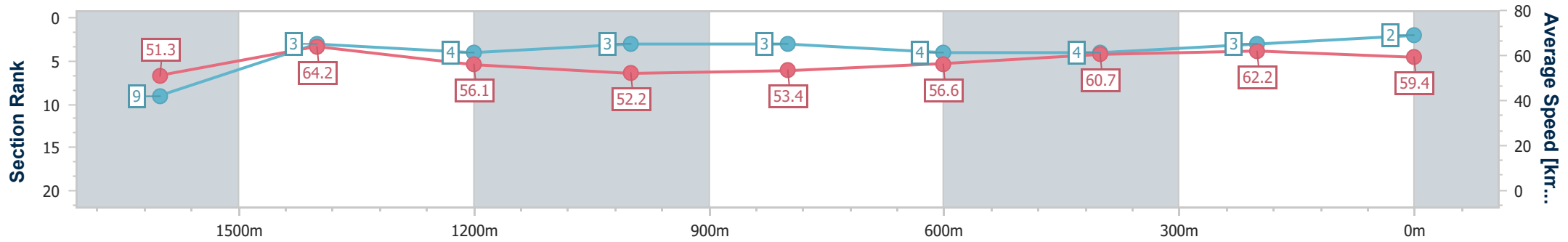
Race 3: BLI BLI HOTEL Maiden Plate - 1800m

29 September 2024 - 13:56

Track Rating: Soft 5, Weather: Fine, Rail Position: +2m



Section	Overall	1600m	1400m	1200m	1000m	800m	600m	400m	200m
Section Times	1:54.65 [2] (0:14.13)	1:40.52 [9] (0:11.30)	1:29.22 [3] (0:12.91)	1:16.31 [4] (0:13.82)	1:02.49 [3] (0:13.54)	0:48.95 [3] (0:13.00)	0:35.95 [4] (0:12.21)	0:23.74 [4] (0:11.60)	0:12.14 [3] (0:12.14)
Average Speed [km/h]	51.3	64.2	56.1	52.2	53.4	56.6	60.7	62.2	59.4
Top Speed [km/h]	65.4	66.2	62.4	54.0	55.0	60.0	61.9	63.0	62.3
Avg. Dist. to Rail [m]	7.3	2.2	2.2	2.3	1.8	4.2	4.9	5.3	3.5
Avg. Stride Freq. [Hz]	2.2	2.3	2.1	2.1	2.1	2.2	2.3	2.3	2.2
Avg. Stride Length [m]	6.3	7.9	7.3	7.0	7.1	7.3	7.4	7.6	7.4



- [] Ranking at each section and finish
- .-.- No data available at this section
- NA No data available



Horse/Jockey Name	Vence
Final Rank	3
Fastest Section Time (Section)	0:11.53 (400m)
Top Speed [km/h] (Section)	65.6 (Overall)
Race State	Finished



Sunshine Coast QLD Professional

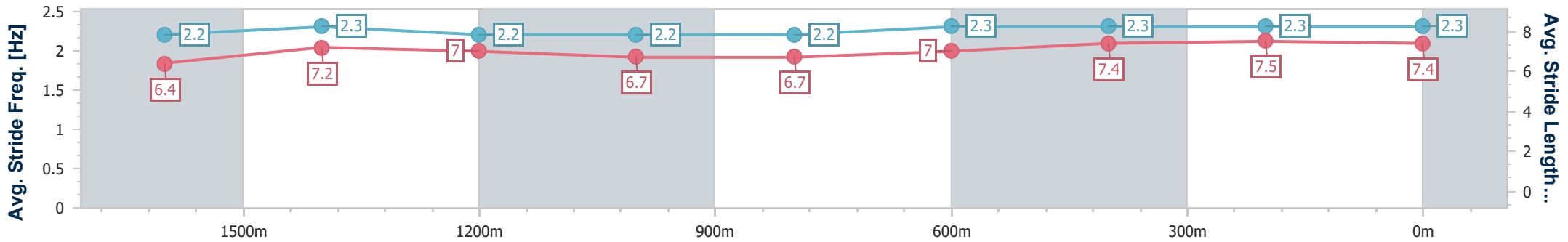
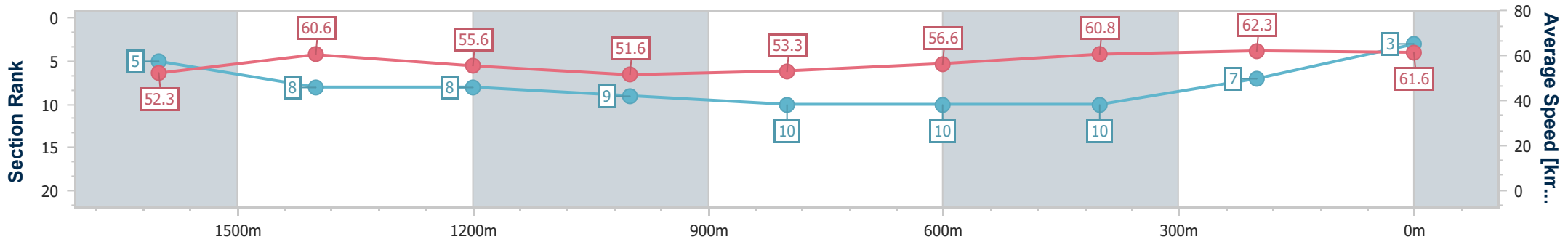
Race 3: BLI BLI HOTEL Maiden Plate - 1800m



29 September 2024 - 13:56

Track Rating: Soft 5, Weather: Fine, Rail Position: +2m

Section	Overall	1600m	1400m	1200m	1000m	800m	600m	400m	200m
Section Times	1:54.73 [3] (0:13.89)	1:40.84 [5] (0:12.05)	1:28.79 [8] (0:13.00)	1:15.79 [8] (0:13.99)	1:01.80 [9] (0:13.58)	0:48.22 [10] (0:12.89)	0:35.33 [10] (0:12.09)	0:23.24 [10] (0:11.53)	0:11.71 [7] (0:11.71)
Average Speed [km/h]	52.3	60.6	55.6	51.6	53.3	56.6	60.8	62.3	61.6
Top Speed [km/h]	65.6	63.3	59.7	52.5	55.0	59.0	62.3	63.2	63.2
Avg. Dist. to Rail [m]	6.3	3.3	2.7	2.2	1.8	2.5	3.0	3.6	2.4
Avg. Stride Freq. [Hz]	2.2	2.3	2.2	2.2	2.2	2.3	2.3	2.3	2.3
Avg. Stride Length [m]	6.4	7.2	7.0	6.7	6.7	7.0	7.4	7.5	7.4



- [] Ranking at each section and finish
- .-.- No data available at this section
- NA No data available



Horse/Jockey Name	Good Karma
Final Rank	4
Fastest Section Time (Section)	0:11.62 (400m)
Top Speed [km/h] (Section)	64.3 (400m)
Race State	Finished



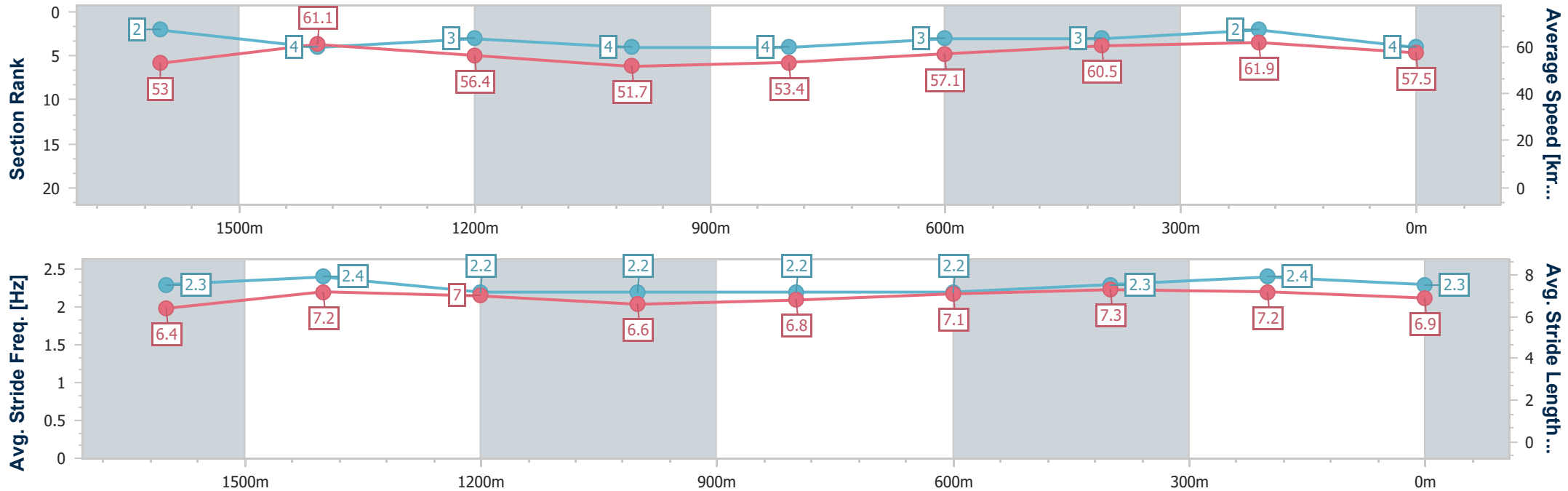
Sunshine Coast QLD Professional
Race 3: BLI BLI HOTEL Maiden Plate - 1800m



29 September 2024 - 13:56

Track Rating: Soft 5, Weather: Fine, Rail Position: +2m

Section	Overall	1600m	1400m	1200m	1000m	800m	600m	400m	200m
Section Times	1:54.82 [4] (0:13.65)	1:41.17 [2] (0:11.89)	1:29.28 [4] (0:12.78)	1:16.50 [3] (0:13.97)	1:02.53 [4] (0:13.55)	0:48.98 [4] (0:12.81)	0:36.17 [3] (0:12.01)	0:24.16 [3] (0:11.62)	0:12.54 [2] (0:12.54)
Average Speed [km/h]	53.0	61.1	56.4	51.7	53.4	57.1	60.5	61.9	57.5
Top Speed [km/h]	63.1	62.7	60.8	52.4	54.2	59.3	62.0	64.3	59.8
Avg. Dist. to Rail [m]	7.2	2.2	2.5	2.6	2.5	2.0	1.8	2.8	3.5
Avg. Stride Freq. [Hz]	2.3	2.4	2.2	2.2	2.2	2.2	2.3	2.4	2.3
Avg. Stride Length [m]	6.4	7.2	7.0	6.6	6.8	7.1	7.3	7.2	6.9



- [] Ranking at each section and finish
- .-.- No data available at this section
- NA No data available



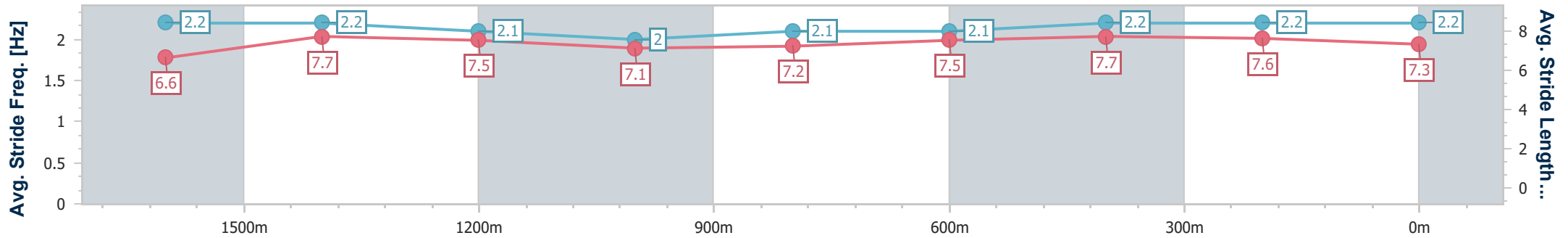
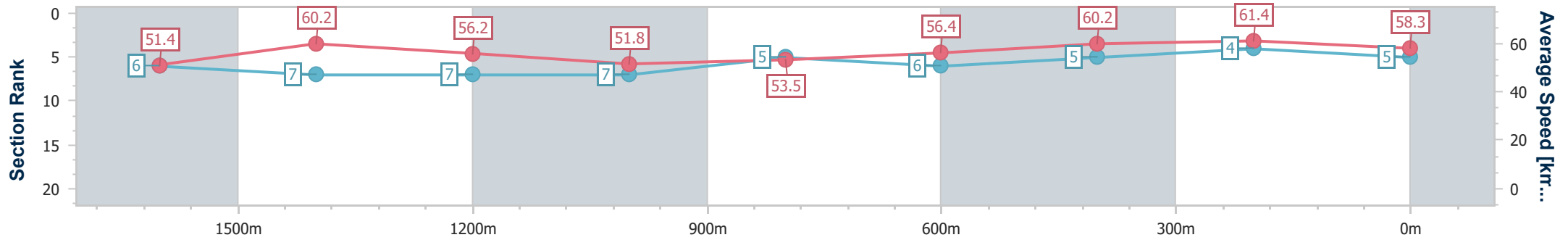
Horse/Jockey Name	Gypsidazzler
Final Rank	5
Fastest Section Time (Section)	0:11.71 (400m)
Top Speed [km/h] (Section)	62.5 (Overall)
Race State	Finished



Sunshine Coast QLD Professional
 Race 3: BLI BLI HOTEL Maiden Plate - 1800m
 29 September 2024 - 13:56
 Track Rating: Soft 5, Weather: Fine, Rail Position: +2m



Section	Overall	1600m	1400m	1200m	1000m	800m	600m	400m	200m
Section Times	1:55.10 [5] (0:13.96)	1:41.14 [6] (0:11.96)	1:29.18 [7] (0:12.75)	1:16.43 [7] (0:13.93)	1:02.50 [7] (0:13.45)	0:49.05 [5] (0:12.89)	0:36.16 [6] (0:12.11)	0:24.05 [5] (0:11.71)	0:12.34 [4] (0:12.34)
Average Speed [km/h]	51.4	60.2	56.2	51.8	53.5	56.4	60.2	61.4	58.3
Top Speed [km/h]	62.5	61.6	59.9	53.4	54.6	59.3	61.4	62.4	60.2
Avg. Dist. to Rail [m]	1.6	0.8	0.4	0.4	0.2	1.6	1.8	3.4	3.4
Avg. Stride Freq. [Hz]	2.2	2.2	2.1	2.0	2.1	2.1	2.2	2.2	2.2
Avg. Stride Length [m]	6.6	7.7	7.5	7.1	7.2	7.5	7.7	7.6	7.3



- [] Ranking at each section and finish
- .-.- No data available at this section
- NA No data available



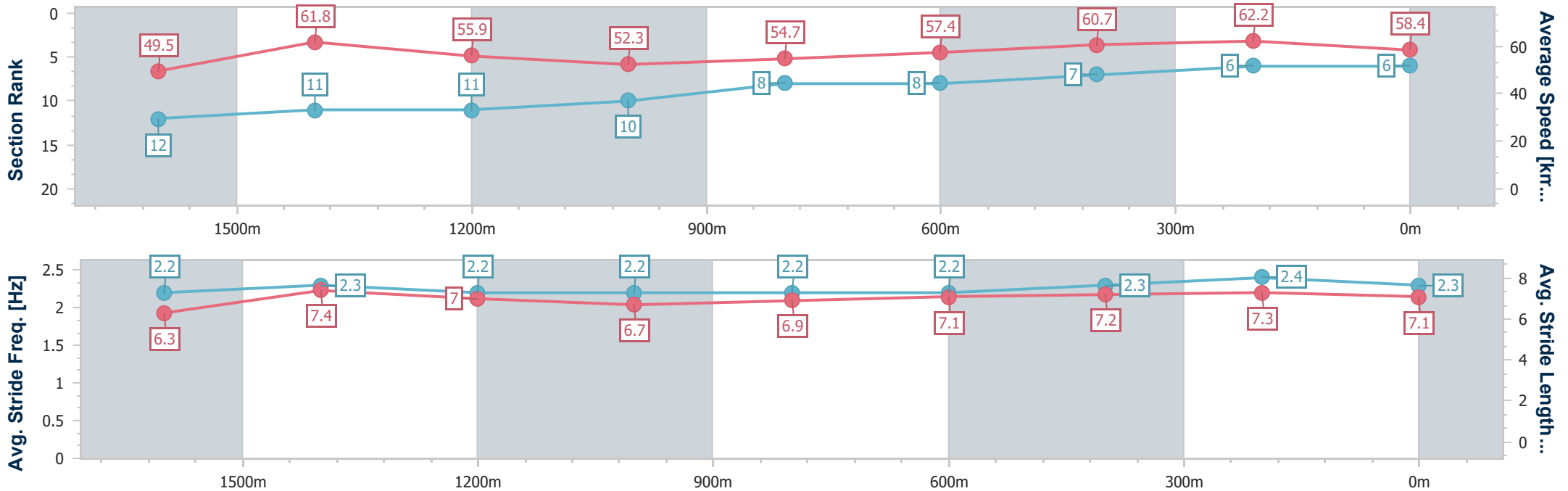
Horse/Jockey Name	Divine Charm
Final Rank	6
Fastest Section Time (Section)	0:11.56 (400m)
Top Speed [km/h] (Section)	63.6 (400m)
Race State	Finished



Sunshine Coast QLD Professional
 Race 3: BLI BLI HOTEL Maiden Plate - 1800m
 29 September 2024 - 13:56
 Track Rating: Soft 5, Weather: Fine, Rail Position: +2m



Section	Overall	1600m	1400m	1200m	1000m	800m	600m	400m	200m
Section Times	1:55.25 [6] (0:14.58)	1:40.67 [12] (0:11.73)	1:28.94 [11] (0:12.87)	1:16.07 [11] (0:13.80)	1:02.27 [10] (0:13.23)	0:49.04 [8] (0:12.86)	0:36.18 [8] (0:12.27)	0:23.91 [7] (0:11.56)	0:12.35 [6] (0:12.35)
Average Speed [km/h]	49.5	61.8	55.9	52.3	54.7	57.4	60.7	62.2	58.4
Top Speed [km/h]	63.3	62.8	60.0	54.9	55.8	60.0	62.8	63.6	61.0
Avg. Dist. to Rail [m]	7.6	1.4	1.1	1.9	2.5	4.1	5.8	6.9	5.3
Avg. Stride Freq. [Hz]	2.2	2.3	2.2	2.2	2.2	2.2	2.3	2.4	2.3
Avg. Stride Length [m]	6.3	7.4	7.0	6.7	6.9	7.1	7.2	7.3	7.1



- [] Ranking at each section and finish
- .-.- No data available at this section
- NA No data available



Horse/Jockey Name	Beau Monde
Final Rank	7
Fastest Section Time (Section)	0:11.59 (400m)
Top Speed [km/h] (Section)	63.7 (400m)
Race State	Finished



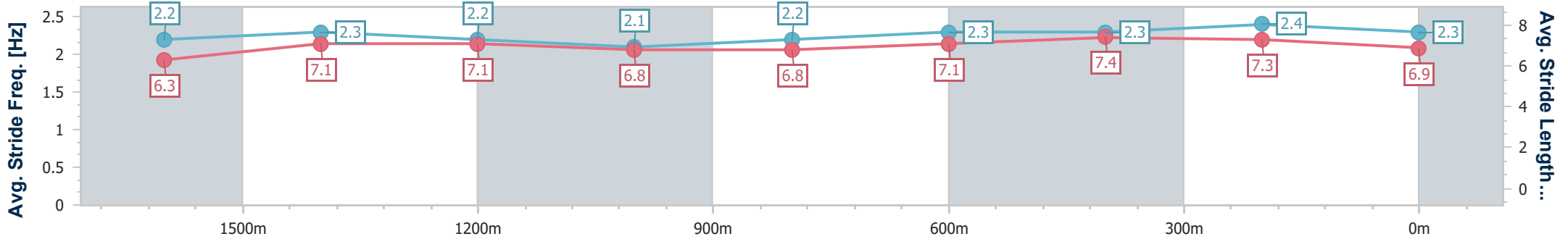
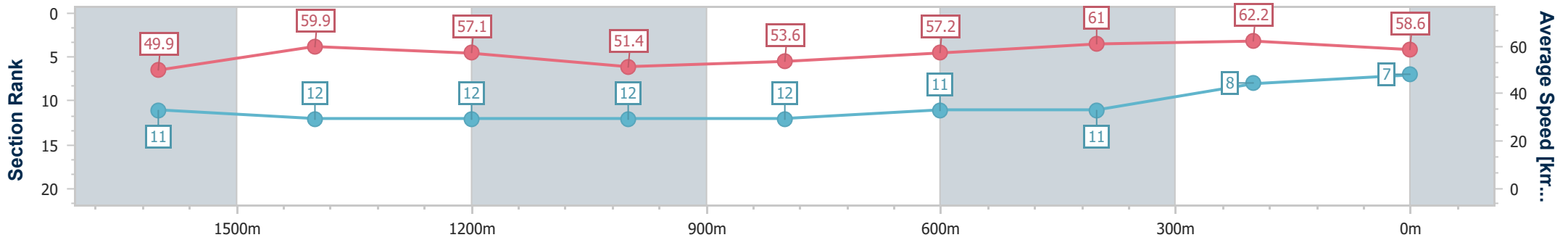
Sunshine Coast QLD Professional
Race 3: BLI BLI HOTEL Maiden Plate - 1800m



29 September 2024 - 13:56

Track Rating: Soft 5, Weather: Fine, Rail Position: +2m

Section	Overall	1600m	1400m	1200m	1000m	800m	600m	400m	200m
Section Times	1:55.38 [7] (0:14.42)	1:40.96 [11] (0:12.09)	1:28.87 [12] (0:12.68)	1:16.19 [12] (0:13.98)	1:02.21 [12] (0:13.45)	0:48.76 [12] (0:12.84)	0:35.92 [11] (0:12.08)	0:23.84 [11] (0:11.59)	0:12.25 [8] (0:12.25)
Average Speed [km/h]	49.9	59.9	57.1	51.4	53.6	57.2	61.0	62.2	58.6
Top Speed [km/h]	62.0	60.5	59.7	53.6	55.9	60.5	62.3	63.7	61.6
Avg. Dist. to Rail [m]	1.7	1.4	1.3	0.6	0.6	2.9	3.8	5.5	4.8
Avg. Stride Freq. [Hz]	2.2	2.3	2.2	2.1	2.2	2.3	2.3	2.4	2.3
Avg. Stride Length [m]	6.3	7.1	7.1	6.8	6.8	7.1	7.4	7.3	6.9



- [] Ranking at each section and finish
- .-.- No data available at this section
- NA No data available



Horse/Jockey Name	Show 'Em Norm
Final Rank	8
Fastest Section Time (Section)	0:11.42 (1600m)
Top Speed [km/h] (Section)	66.6 (1600m)
Race State	Finished



Sunshine Coast QLD Professional

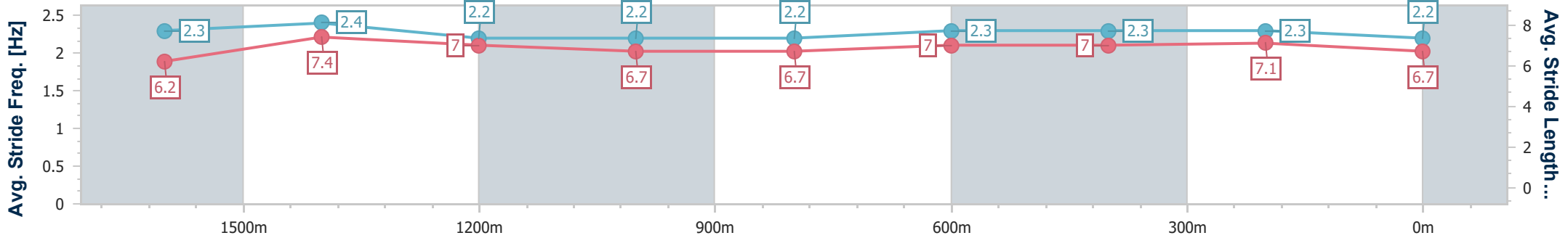
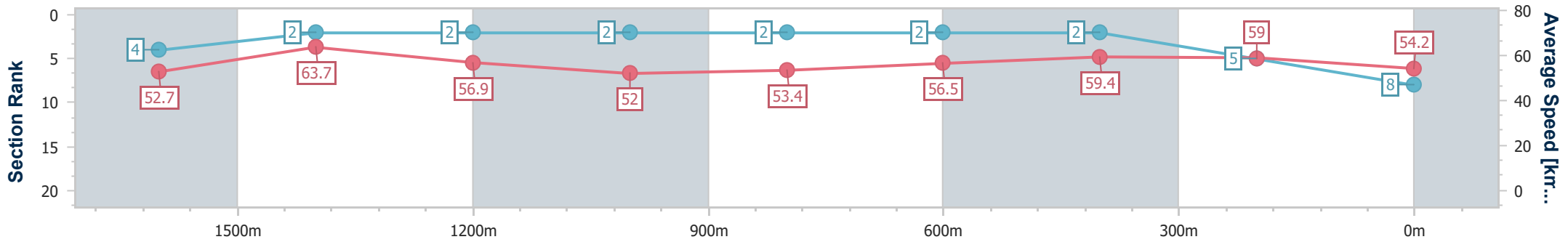
Race 3: BLI BLI HOTEL Maiden Plate - 1800m

29 September 2024 - 13:56

Track Rating: Soft 5, Weather: Fine, Rail Position: +2m



Section	Overall	1600m	1400m	1200m	1000m	800m	600m	400m	200m
Section Times	1:56.08 [8] (0:13.82)	1:42.26 [4] (0:11.42)	1:30.84 [2] (0:12.72)	1:18.12 [2] (0:13.88)	1:04.24 [2] (0:13.55)	0:50.69 [2] (0:12.89)	0:37.80 [2] (0:12.28)	0:25.52 [2] (0:12.22)	0:13.30 [5] (0:13.30)
Average Speed [km/h]	52.7	63.7	56.9	52.0	53.4	56.5	59.4	59.0	54.2
Top Speed [km/h]	65.5	66.6	60.6	53.7	55.1	58.7	60.5	59.9	56.9
Avg. Dist. to Rail [m]	7.0	3.3	2.1	1.8	1.6	2.0	2.6	4.4	4.1
Avg. Stride Freq. [Hz]	2.3	2.4	2.2	2.2	2.2	2.3	2.3	2.3	2.2
Avg. Stride Length [m]	6.2	7.4	7.0	6.7	6.7	7.0	7.0	7.1	6.7



- [] Ranking at each section and finish
- .-.- No data available at this section
- NA No data available



Horse/Jockey Name	Cardiatic
Final Rank	9
Fastest Section Time (Section)	0:12.10 (1600m)
Top Speed [km/h] (Section)	63.7 (Overall)
Race State	Finished



Sunshine Coast QLD Professional

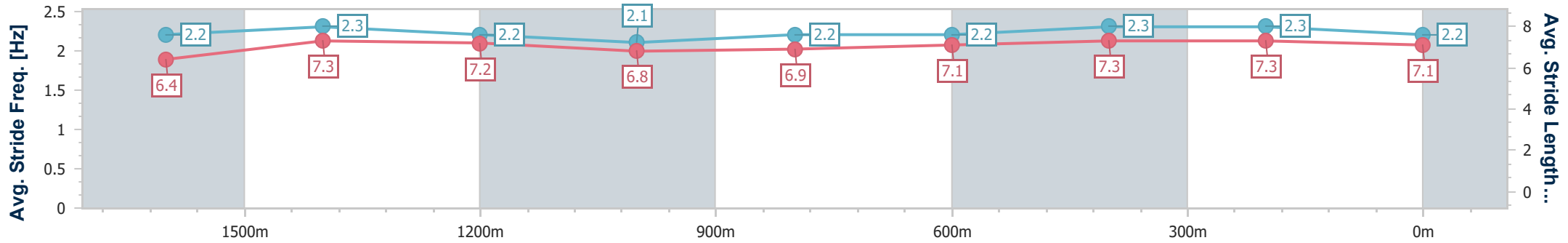
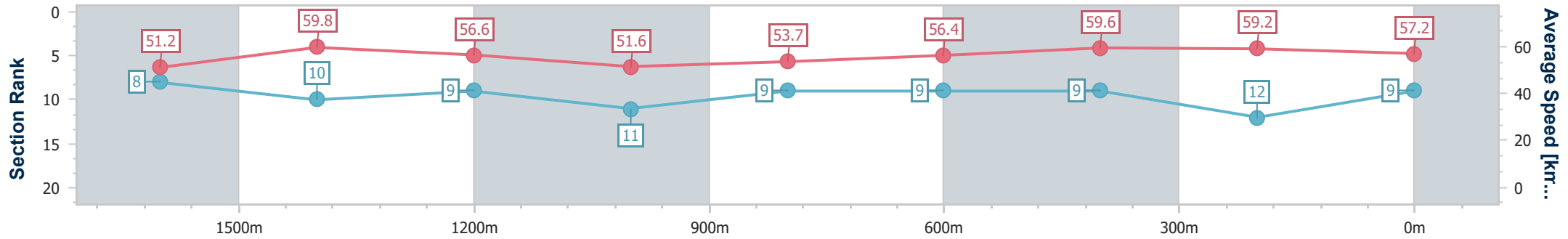
Race 3: BLI BLI HOTEL Maiden Plate - 1800m

29 September 2024 - 13:56

Track Rating: Soft 5, Weather: Fine, Rail Position: +2m



Section	Overall	1600m	1400m	1200m	1000m	800m	600m	400m	200m			
Section Times	1:56.23 [9] (0:14.09)	1:42.14 [8] (0:12.10)	1:30.04 [10] (0:12.81)	1:17.23 [9] (0:14.00)	1:03.23 [11] (0:13.47)	0:49.76 [9] (0:12.91)	0:36.85 [9] (0:12.11)	0:24.74 [9] (0:12.16)	0:12.58 [12] (0:12.58)			
Average Speed [km/h]	51.2	59.8	56.6	51.6	53.7	56.4	59.6	59.2	57.2			
Top Speed [km/h]	63.7	60.7	60.0	53.0	55.1	58.7	60.5	60.5	59.4			
Avg. Dist. to Rail [m]	3.0	2.4	2.4	2.5	2.3	1.6	0.6	1.0	0.9			
Avg. Stride Freq. [Hz]	2.2	2.3	2.2	2.1	2.2	2.2	2.3	2.3	2.2			
Avg. Stride Length [m]	6.4	7.3	7.2	6.8	6.9	7.1	7.3	7.3	7.1			



- [] Ranking at each section and finish
- .-.- No data available at this section
- NA No data available



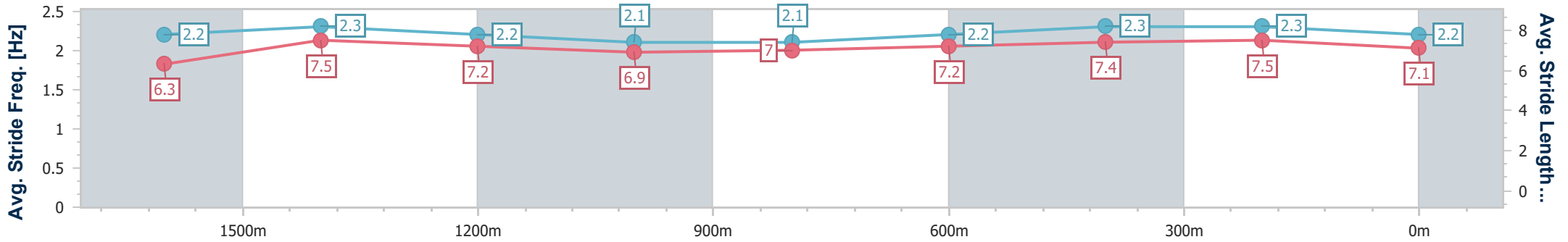
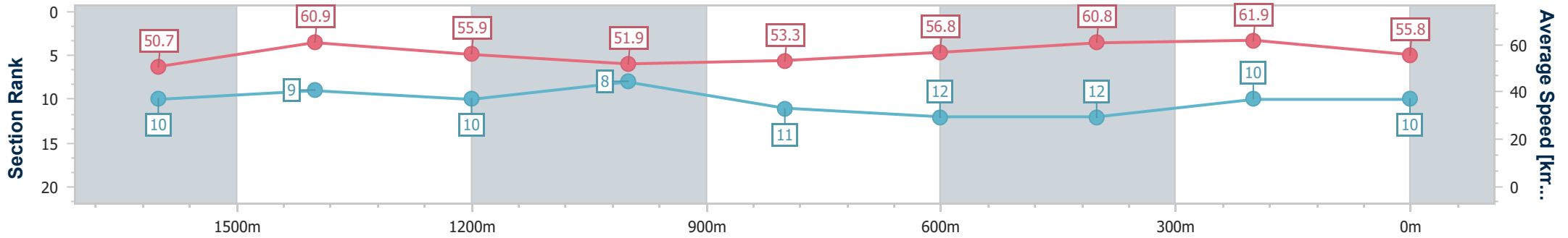
Horse/Jockey Name	Midnight Seas
Final Rank	10
Fastest Section Time (Section)	0:11.62 (400m)
Top Speed [km/h] (Section)	63.3 (400m)
Race State	Finished



Sunshine Coast QLD Professional
 Race 3: BLI BLI HOTEL Maiden Plate - 1800m
 29 September 2024 - 13:56
 Track Rating: Soft 5, Weather: Fine, Rail Position: +2m



Section	Overall	1600m	1400m	1200m	1000m	800m	600m	400m	200m
Section Times	1:56.31 [10] (0:14.24)	1:42.07 [10] (0:11.85)	1:30.22 [9] (0:12.91)	1:17.31 [10] (0:13.92)	1:03.39 [8] (0:13.61)	0:49.78 [11] (0:13.02)	0:36.76 [12] (0:12.20)	0:24.56 [12] (0:11.62)	0:12.94 [10] (0:12.94)
Average Speed [km/h]	50.7	60.9	55.9	51.9	53.3	56.8	60.8	61.9	55.8
Top Speed [km/h]	62.9	63.0	58.8	53.3	54.8	58.1	62.3	63.3	59.8
Avg. Dist. to Rail [m]	3.2	1.5	1.2	2.2	2.7	4.7	5.0	5.6	3.7
Avg. Stride Freq. [Hz]	2.2	2.3	2.2	2.1	2.1	2.2	2.3	2.3	2.2
Avg. Stride Length [m]	6.3	7.5	7.2	6.9	7.0	7.2	7.4	7.5	7.1



- [] Ranking at each section and finish
- .-.- No data available at this section
- NA No data available



Horse/Jockey Name	More You Think
Final Rank	11
Fastest Section Time (Section)	0:11.69 (1600m)
Top Speed [km/h] (Section)	68.0 (Overall)
Race State	Finished



Sunshine Coast QLD Professional

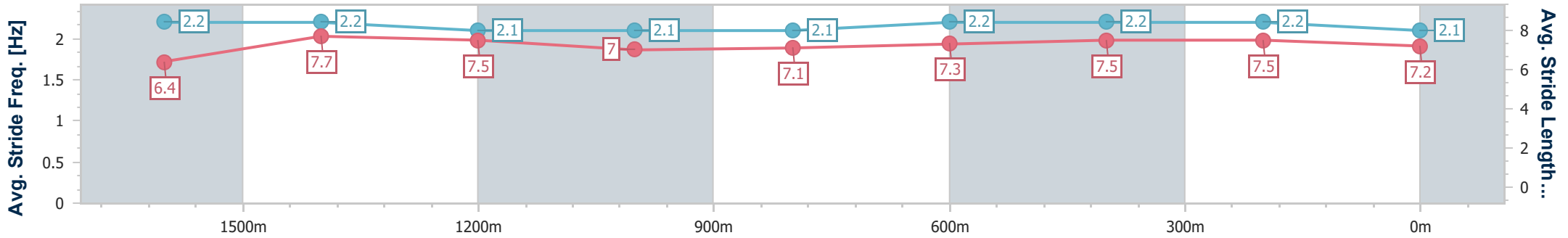
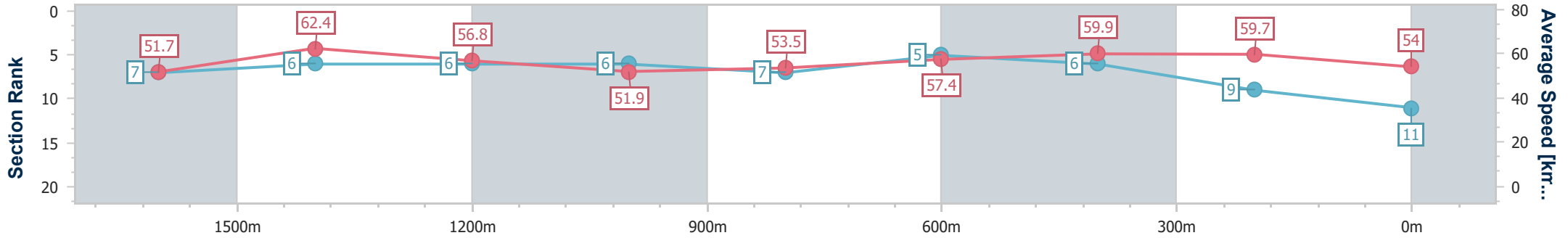
Race 3: BLI BLI HOTEL Maiden Plate - 1800m

29 September 2024 - 13:56

Track Rating: Soft 5, Weather: Fine, Rail Position: +2m



Section	Overall	1600m	1400m	1200m	1000m	800m	600m	400m	200m
Section Times	1:56.51 [11] (0:14.09)	1:42.42 [7] (0:11.69)	1:30.73 [6] (0:12.84)	1:17.89 [6] (0:13.90)	1:03.99 [6] (0:13.61)	0:50.38 [7] (0:12.79)	0:37.59 [5] (0:12.18)	0:25.41 [6] (0:12.06)	0:13.35 [9] (0:13.35)
Average Speed [km/h]	51.7	62.4	56.8	51.9	53.5	57.4	59.9	59.7	54.0
Top Speed [km/h]	68.0	64.1	60.8	52.7	56.3	58.7	61.2	61.4	57.7
Avg. Dist. to Rail [m]	7.1	4.7	4.7	4.6	4.1	3.2	2.3	4.4	4.5
Avg. Stride Freq. [Hz]	2.2	2.2	2.1	2.1	2.1	2.2	2.2	2.2	2.1
Avg. Stride Length [m]	6.4	7.7	7.5	7.0	7.1	7.3	7.5	7.5	7.2



- [] Ranking at each section and finish
- .-.- No data available at this section
- NA No data available



Horse/Jockey Name	Woody's Mate
Final Rank	12
Fastest Section Time (Section)	0:11.92 (1600m)
Top Speed [km/h] (Section)	64.1 (Overall)
Race State	Finished



Sunshine Coast QLD Professional

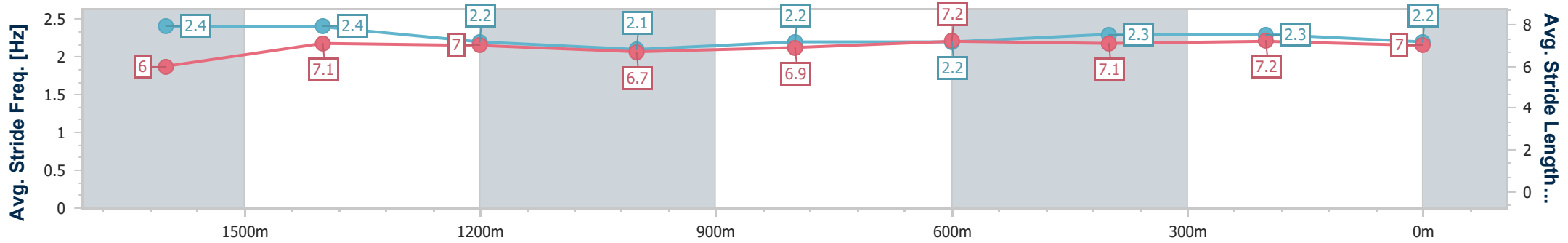
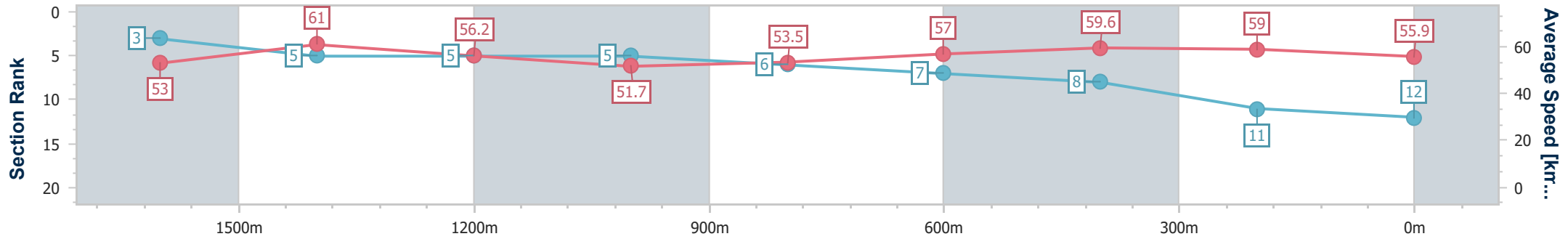
Race 3: BLI BLI HOTEL Maiden Plate - 1800m

29 September 2024 - 13:56

Track Rating: Soft 5, Weather: Fine, Rail Position: +2m



Section	Overall	1600m	1400m	1200m	1000m	800m	600m	400m	200m
Section Times	1:56.51 [12] (0:13.70)	1:42.81 [3] (0:11.92)	1:30.89 [5] (0:12.91)	1:17.98 [5] (0:13.96)	1:04.02 [5] (0:13.59)	0:50.43 [6] (0:12.89)	0:37.54 [7] (0:12.44)	0:25.10 [8] (0:12.19)	0:12.91 [11] (0:12.91)
Average Speed [km/h]	53.0	61.0	56.2	51.7	53.5	57.0	59.6	59.0	55.9
Top Speed [km/h]	64.1	62.9	61.0	52.9	54.7	59.1	61.0	60.7	57.8
Avg. Dist. to Rail [m]	7.8	3.5	3.4	3.3	2.8	3.5	5.1	5.2	7.3
Avg. Stride Freq. [Hz]	2.4	2.4	2.2	2.1	2.2	2.2	2.3	2.3	2.2
Avg. Stride Length [m]	6.0	7.1	7.0	6.7	6.9	7.2	7.1	7.2	7.0



- [] Ranking at each section and finish
- .-.- No data available at this section
- NA No data available



Sunshine Coast QLD Professional

Race 4: BRIGHTWATER HOTEL BENCHMARK 62 Handicap - 2200m

29 September 2024 - 14:30



Track Rating: Soft 5, Weather: Fine, Rail Position: +2m

Section		Overall	2000m	1800m	1600m	1400m	1200m	1000m	Last 600m					
Field Times		2:19.87 (0:13.94)	2:05.93 (0:12.12)	1:53.81 (0:12.46)	1:41.35 (0:12.91)	1:28.44 (0:13.02)	1:15.42 (0:13.17)	1:02.25 (0:13.23)	0:36.20					
Rank	TAB Horse/Jockey	Barrier	Top Speed [km/h]	Fastest Section										Distance Travelled [m]
1	3 BIG TICKET BOY James Orman	11	64.8 400m	0:11.46 400m	2:19.87 [1] (0:14.40)	2:05.47 [2] (0:12.01)	1:53.46 [2] (0:12.51)	1:40.95 [2] (0:12.84)	1:28.11 [2] (0:13.04)	1:15.07 [2] (0:13.18)	1:01.89 [3] (0:13.17)	0:35.97		
2	10 SON OF SATONO Nikita Beriman	4	63.3 Overall	0:11.76 400m	2:19.91 [2] (0:13.94)	2:05.97 [1] (0:12.12)	1:53.85 [1] (0:12.46)	1:41.39 [1] (0:12.91)	1:28.48 [1] (0:13.02)	1:15.46 [1] (0:13.17)	1:02.29 [1] (0:13.23)	0:36.24	-2	
3	6 AROUND THE BUOY Justin Huxtable	2	63.6 400m	0:11.50 400m	2:20.01 [3] (0:14.89)	2:05.12 [6] (0:11.98)	1:53.14 [6] (0:12.61)	1:40.53 [6] (0:12.79)	1:27.74 [6] (0:12.98)	1:14.76 [6] (0:13.16)	1:01.60 [6] (0:13.30)	0:35.59	+2	
4	1 HIGHLAND HILL Jasper Franklin	3	63.1 Overall	0:11.70 400m	2:20.11 [4] (0:14.79)	2:05.32 [5] (0:11.77)	1:53.55 [4] (0:12.46)	1:41.09 [3] (0:12.80)	1:28.29 [3] (0:13.03)	1:15.26 [3] (0:13.02)	1:02.24 [2] (0:13.30)	0:36.10	+4	
5	2 TARANAKI Ryan Maloney	7	62.9 400m	0:11.68 400m	2:20.57 [5] (0:14.54)	2:06.03 [3] (0:12.01)	1:54.02 [3] (0:12.57)	1:41.45 [4] (0:13.00)	1:28.45 [4] (0:12.90)	1:15.55 [4] (0:13.10)	1:02.45 [4] (0:13.21)	0:36.38	-5	
6	8 DELORME Trudy Thornton	6	61.9 600m	0:11.84 400m	2:20.93 [6] (0:14.91)	2:06.02 [7] (0:12.15)	1:53.87 [7] (0:12.73)	1:41.14 [7] (0:12.73)	1:28.41 [7] (0:13.00)	1:15.41 [8] (0:13.16)	1:02.25 [8] (0:13.19)	0:36.42	-4	
7	11 WINSTON BLUE Rob Thorburn	5	62.2 2000m	0:11.83 2000m	2:21.55 [7] (0:15.41)	2:06.14 [8] (0:11.83)	1:54.31 [8] (0:12.60)	1:41.71 [8] (0:12.72)	1:28.99 [8] (0:12.86)	1:16.13 [7] (0:13.21)	1:02.92 [7] (0:13.22)	0:37.06	+4	
8	9 ANOTHER DAZZLER Dale Smith	1	60.3 400m	0:12.06 400m	2:21.64 [8] (0:14.63)	2:07.01 [4] (0:12.13)	1:54.88 [5] (0:12.64)	1:42.24 [5] (0:12.80)	1:29.44 [5] (0:12.93)	1:16.51 [5] (0:13.23)	1:03.28 [5] (0:13.27)	0:37.28	-3	
9	7 MAN OF HEART Corey Sutherland	10	63.8 Overall	0:11.79 2000m	2:21.72 [9] (0:15.70)	2:06.02 [9] (0:11.79)	1:54.23 [9] (0:12.75)	1:41.48 [9] (0:12.78)	1:28.70 [9] (0:13.07)	1:15.63 [9] (0:13.19)	1:02.44 [9] (0:13.00)	0:36.66	-4	

Scratched: Kenshin Maru (#4), Subaqua (#5)

[] Ranking at each section and finish
 -:-:- No data available at this section
 NA No data available

SCN Saddle cloth number
 DNF Did not finish
 DNT Did not track



Sunshine Coast QLD Professional

Race 4: BRIGHTWATER HOTEL BENCHMARK 62 Handicap - 2200m

29 September 2024 - 14:30



Track Rating: Soft 5, Weather: Fine, Rail Position: +2m

Section										Last 600m		
Field Times		800m	600m	400m	200m							
		0:49.02 (0:12.82)	0:36.20 (0:12.10)	0:24.10 (0:11.70)	0:12.40 (0:12.40)							
Rank	TAB	Horse/Jockey	Barrier	Top Speed [km/h]	Fastest Section					Margin	Distance Travelled [m]	
1	3	BIG TICKET BOY James Orman	11	64.8 400m	0:11.46 400m	0:48.72 [2] (0:12.75)	0:35.97 [2] (0:12.11)	0:23.86 [2] (0:11.46)	0:12.40 [1] (0:12.40)	2:19.87	0:35.97	
2	10	SON OF SATONO Nikita Beriman	4	63.3 Overall	0:11.76 400m	0:49.06 [1] (0:12.82)	0:36.24 [1] (0:12.10)	0:24.14 [1] (0:11.76)	0:12.38 [2] (0:12.38)	0.2L	0:36.24	-2
3	6	AROUND THE BUOY Justin Huxtable	2	63.6 400m	0:11.50 400m	0:48.30 [6] (0:12.71)	0:35.59 [6] (0:12.18)	0:23.41 [5] (0:11.50)	0:11.91 [4] (0:11.91)	0.7L	0:35.59	+2
4	1	HIGHLAND HILL Jasper Franklin	3	63.1 Overall	0:11.70 400m	0:48.94 [3] (0:12.84)	0:36.10 [3] (0:12.20)	0:23.90 [3] (0:11.70)	0:12.20 [3] (0:12.20)	1.2L	0:36.10	+4
5	2	TARANAKI Ryan Maloney	7	62.9 400m	0:11.68 400m	0:49.24 [4] (0:12.86)	0:36.38 [4] (0:12.48)	0:23.90 [6] (0:11.68)	0:12.22 [6] (0:12.22)	3.7L	0:36.38	-5
6	8	DELORME Trudy Thornton	6	61.9 600m	0:11.84 400m	0:49.06 [8] (0:12.64)	0:36.42 [8] (0:11.98)	0:24.44 [4] (0:11.84)	0:12.60 [5] (0:12.60)	5.7L	0:36.42	-4
7	11	WINSTON BLUE Rob Thorburn	5	62.2 2000m	0:11.83 2000m	0:49.70 [7] (0:12.64)	0:37.06 [7] (0:12.21)	0:24.85 [8] (0:11.96)	0:12.89 [7] (0:12.89)	9.2L	0:37.06	+4
8	9	ANOTHER DAZZLER Dale Smith	1	60.3 400m	0:12.06 400m	0:50.01 [5] (0:12.73)	0:37.28 [5] (0:12.33)	0:24.95 [7] (0:12.06)	0:12.89 [8] (0:12.89)	9.6L	0:37.28	-3
9	7	MAN OF HEART Corey Sutherland	10	63.8 Overall	0:11.79 2000m	0:49.44 [9] (0:12.78)	0:36.66 [9] (0:11.95)	0:24.71 [9] (0:12.07)	0:12.64 [9] (0:12.64)	10L	0:36.66	-4

Scratched: Kenshin Maru (#4), Subaqua (#5)

[] Ranking at each section and finish
 -:-:- No data available at this section
 NA No data available

SCN Saddle cloth number
 DNF Did not finish
 DNT Did not track



Horse/Jockey Name	Big Ticket Boy
Final Rank	1
Fastest Section Time (Section)	0:11.46 (400m)
Top Speed [km/h] (Section)	64.8 (400m)
Race State	Finished



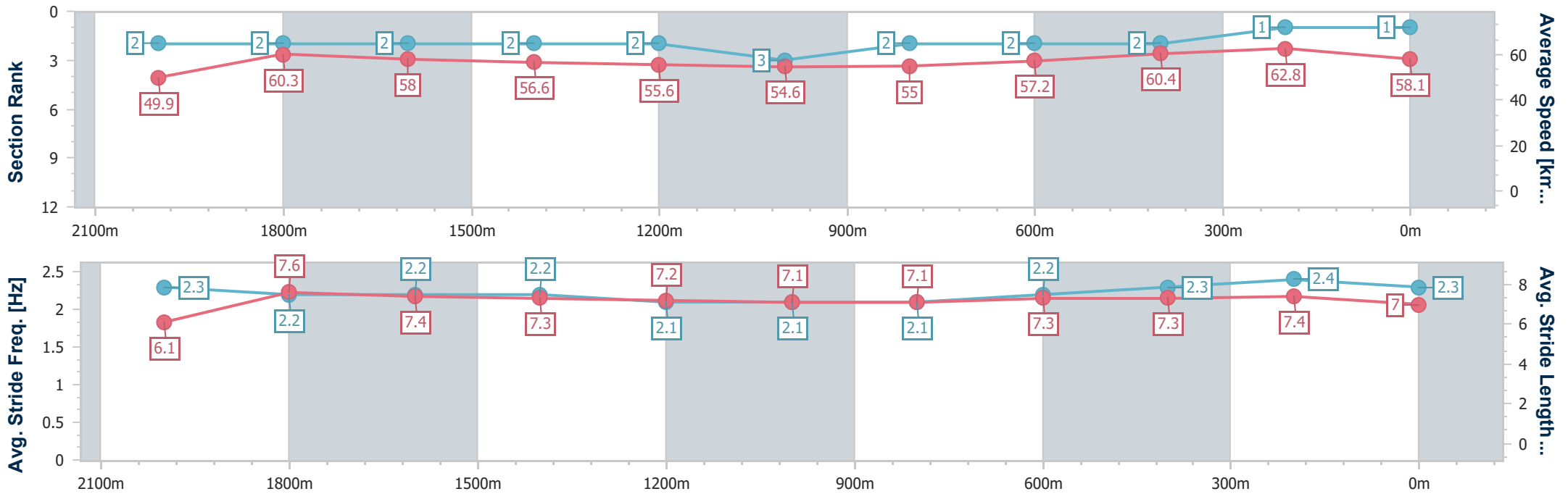
Sunshine Coast QLD Professional
Race 4: BRIGHTWATER HOTEL BENCHMARK 62 Handicap - 2200m



29 September 2024 - 14:30

Track Rating: Soft 5, Weather: Fine, Rail Position: +2m

Section	Overall	2000m	1800m	1600m	1400m	1200m	1000m	800m	600m	400m	200m
Section Times	2:19.87 [1] (0:14.40)	2:05.47 [2] (0:12.01)	1:53.46 [2] (0:12.51)	1:40.95 [2] (0:12.84)	1:28.11 [2] (0:13.04)	1:15.07 [2] (0:13.18)	1:01.89 [3] (0:13.17)	0:48.72 [2] (0:12.75)	0:35.97 [2] (0:12.11)	0:23.86 [2] (0:11.46)	0:12.40 [1] (0:12.40)
Average Speed [km/h]	49.9	60.3	58.0	56.6	55.6	54.6	55.0	57.2	60.4	62.8	58.1
Top Speed [km/h]	63.7	61.4	58.8	57.9	56.6	56.4	55.5	58.6	63.4	64.8	59.7
Avg. Dist. to Rail [m]	6.3	0.8	1.6	2.8	2.7	1.9	2.0	2.0	2.8	7.2	8.8
Avg. Stride Freq. [Hz]	2.3	2.2	2.2	2.2	2.1	2.1	2.1	2.2	2.3	2.4	2.3
Avg. Stride Length [m]	6.1	7.6	7.4	7.3	7.2	7.1	7.1	7.3	7.3	7.4	7.0



- [] Ranking at each section and finish
- .-.- No data available at this section
- NA No data available



Horse/Jockey Name	Son Of Satono
Final Rank	2
Fastest Section Time (Section)	0:11.76 (400m)
Top Speed [km/h] (Section)	63.3 (Overall)
Race State	Finished



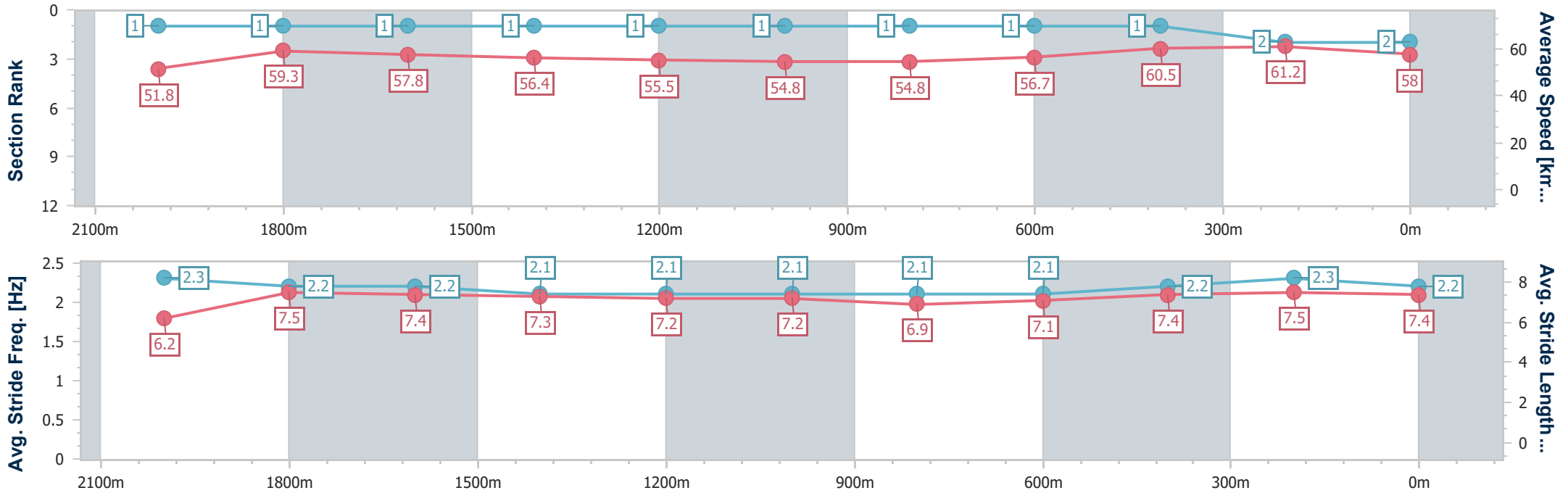
Sunshine Coast QLD Professional
Race 4: BRIGHTWATER HOTEL BENCHMARK 62 Handicap - 2200m



29 September 2024 - 14:30

Track Rating: Soft 5, Weather: Fine, Rail Position: +2m

Section	Overall	2000m	1800m	1600m	1400m	1200m	1000m	800m	600m	400m	200m
Section Times	2:19.91 [2] (0:13.94)	2:05.97 [1] (0:12.12)	1:53.85 [1] (0:12.46)	1:41.39 [1] (0:12.91)	1:28.48 [1] (0:13.02)	1:15.46 [1] (0:13.17)	1:02.29 [1] (0:13.23)	0:49.06 [1] (0:12.82)	0:36.24 [1] (0:12.10)	0:24.14 [1] (0:11.76)	0:12.38 [2] (0:12.38)
Average Speed [km/h]	51.8	59.3	57.8	56.4	55.5	54.8	54.8	56.7	60.5	61.2	58.0
Top Speed [km/h]	63.3	63.0	58.7	57.0	56.6	55.3	55.2	59.2	61.3	61.7	60.5
Avg. Dist. to Rail [m]	2.7	0.3	0.6	2.4	2.6	2.8	2.7	2.1	2.2	5.3	6.2
Avg. Stride Freq. [Hz]	2.3	2.2	2.2	2.1	2.1	2.1	2.1	2.1	2.2	2.3	2.2
Avg. Stride Length [m]	6.2	7.5	7.4	7.3	7.2	7.2	6.9	7.1	7.4	7.5	7.4



- [] Ranking at each section and finish
- .-.- No data available at this section
- NA No data available



Horse/Jockey Name	Around The Buoy
Final Rank	3
Fastest Section Time (Section)	0:11.50 (400m)
Top Speed [km/h] (Section)	63.6 (400m)
Race State	Finished



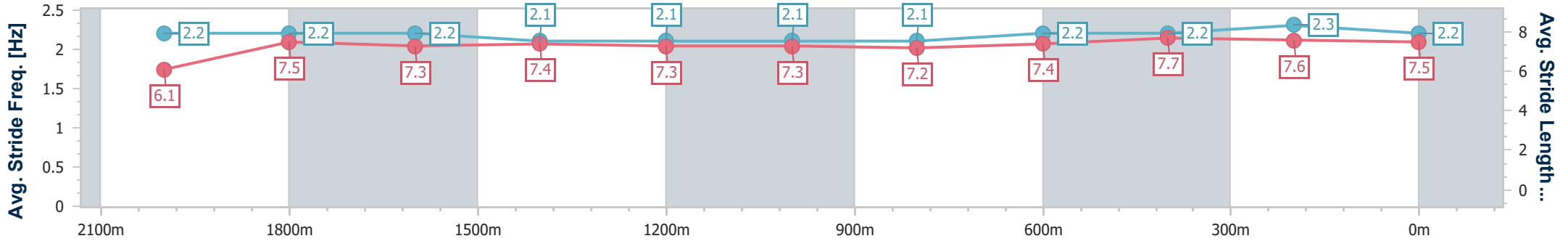
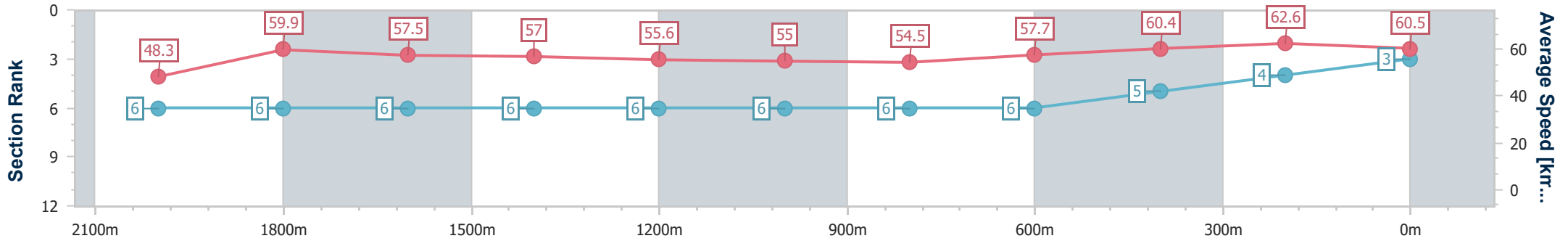
Sunshine Coast QLD Professional
Race 4: BRIGHTWATER HOTEL BENCHMARK 62 Handicap - 2200m



29 September 2024 - 14:30

Track Rating: Soft 5, Weather: Fine, Rail Position: +2m

Section	Overall	2000m	1800m	1600m	1400m	1200m	1000m	800m	600m	400m	200m		
Section Times	2:20.01 [3] (0:14.89)	2:05.12 [6] (0:11.98)	1:53.14 [6] (0:12.61)	1:40.53 [6] (0:12.79)	1:27.74 [6] (0:12.98)	1:14.76 [6] (0:13.16)	1:01.60 [6] (0:13.30)	0:48.30 [6] (0:12.71)	0:35.59 [6] (0:12.18)	0:23.41 [5] (0:11.50)	0:11.91 [4] (0:11.91)		
Average Speed [km/h]	48.3	59.9	57.5	57.0	55.6	55.0	54.5	57.7	60.4	62.6	60.5		
Top Speed [km/h]	61.2	60.6	58.4	59.1	56.3	55.7	55.0	60.8	61.8	63.6	62.8		
Avg. Dist. to Rail [m]	2.3	1.5	1.7	3.3	1.9	2.6	2.5	3.3	3.5	6.4	6.8		
Avg. Stride Freq. [Hz]	2.2	2.2	2.2	2.1	2.1	2.1	2.1	2.2	2.2	2.3	2.2		
Avg. Stride Length [m]	6.1	7.5	7.3	7.4	7.3	7.3	7.2	7.4	7.7	7.6	7.5		



- [] Ranking at each section and finish
- .-.- No data available at this section
- NA No data available



Horse/Jockey Name	Highland Hill
Final Rank	4
Fastest Section Time (Section)	0:11.70 (400m)
Top Speed [km/h] (Section)	63.1 (Overall)
Race State	Finished



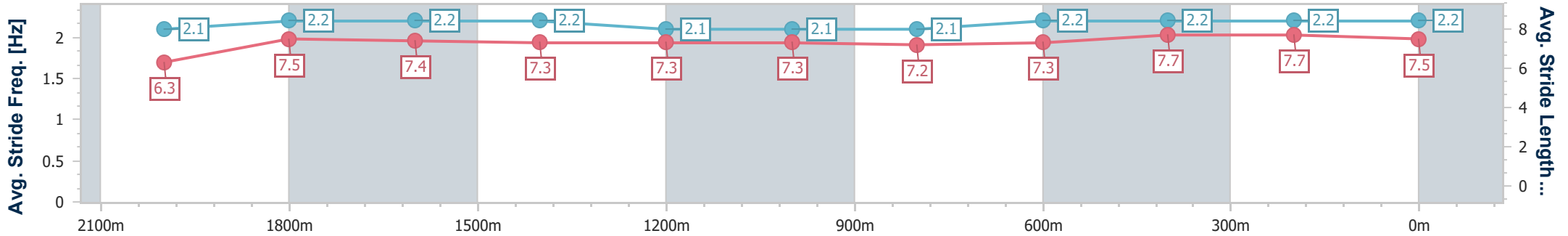
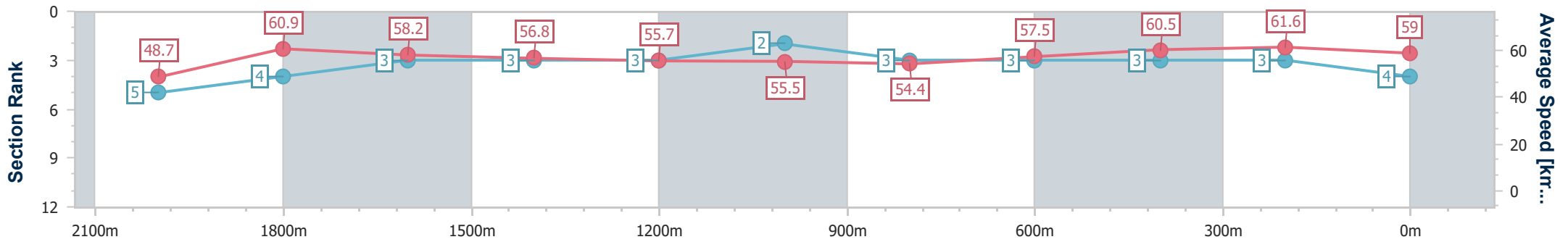
Sunshine Coast QLD Professional
Race 4: BRIGHTWATER HOTEL BENCHMARK 62 Handicap - 2200m



29 September 2024 - 14:30

Track Rating: Soft 5, Weather: Fine, Rail Position: +2m

Section	Overall	2000m	1800m	1600m	1400m	1200m	1000m	800m	600m	400m	200m
Section Times	2:20.11 [4] (0:14.79)	2:05.32 [5] (0:11.77)	1:53.55 [4] (0:12.46)	1:41.09 [3] (0:12.80)	1:28.29 [3] (0:13.03)	1:15.26 [3] (0:13.02)	1:02.24 [2] (0:13.30)	0:48.94 [3] (0:12.84)	0:36.10 [3] (0:12.20)	0:23.90 [3] (0:11.70)	0:12.20 [3] (0:12.20)
Average Speed [km/h]	48.7	60.9	58.2	56.8	55.7	55.5	54.4	57.5	60.5	61.6	59.0
Top Speed [km/h]	63.1	62.9	59.0	58.2	56.3	56.4	55.5	59.8	61.5	62.5	61.4
Avg. Dist. to Rail [m]	0.9	0.5	1.2	3.5	3.1	2.5	2.3	4.5	3.6	4.9	4.9
Avg. Stride Freq. [Hz]	2.1	2.2	2.2	2.2	2.1	2.1	2.1	2.2	2.2	2.2	2.2
Avg. Stride Length [m]	6.3	7.5	7.4	7.3	7.3	7.3	7.2	7.3	7.7	7.7	7.5



- [] Ranking at each section and finish
- .-.- No data available at this section
- NA No data available



Horse/Jockey Name	Taranaki
Final Rank	5
Fastest Section Time (Section)	0:11.68 (400m)
Top Speed [km/h] (Section)	62.9 (400m)
Race State	Finished



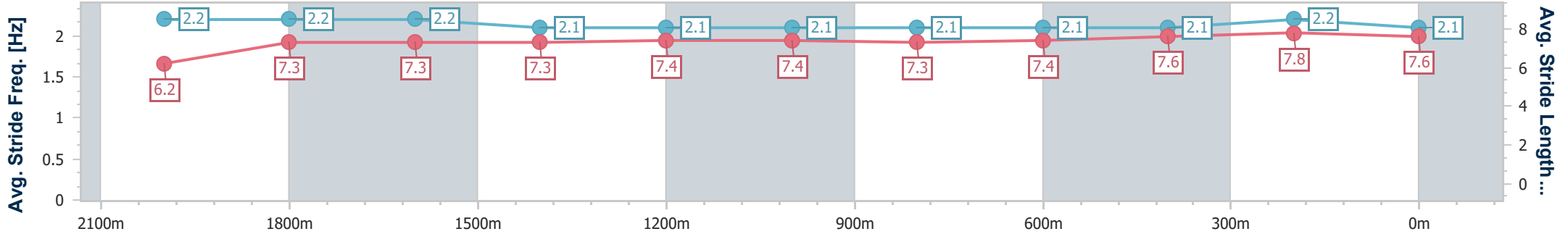
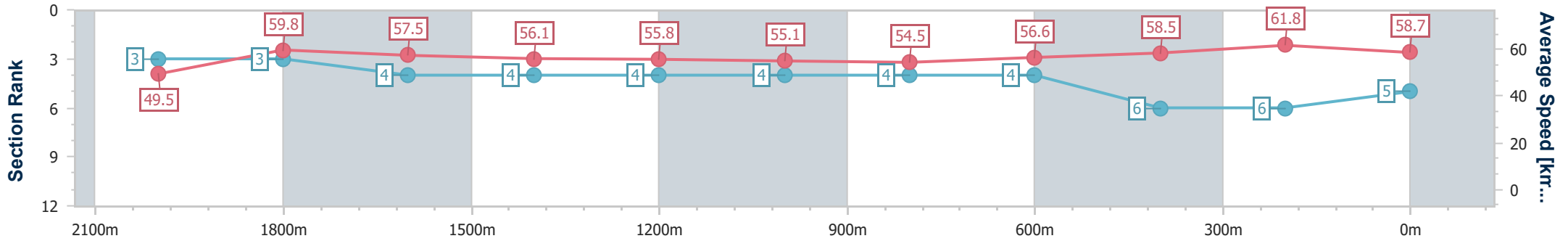
Sunshine Coast QLD Professional
Race 4: BRIGHTWATER HOTEL BENCHMARK 62 Handicap - 2200m



29 September 2024 - 14:30

Track Rating: Soft 5, Weather: Fine, Rail Position: +2m

Section	Overall	2000m	1800m	1600m	1400m	1200m	1000m	800m	600m	400m	200m
Section Times	2:20.57 [5] (0:14.54)	2:06.03 [3] (0:12.01)	1:54.02 [3] (0:12.57)	1:41.45 [4] (0:13.00)	1:28.45 [4] (0:12.90)	1:15.55 [4] (0:13.10)	1:02.45 [4] (0:13.21)	0:49.24 [4] (0:12.86)	0:36.38 [4] (0:12.48)	0:23.90 [6] (0:11.68)	0:12.22 [6]
Average Speed [km/h]	49.5	59.8	57.5	56.1	55.8	55.1	54.5	56.6	58.5	61.8	58.7
Top Speed [km/h]	61.7	61.9	58.4	57.4	56.6	56.0	55.2	59.4	61.0	62.9	60.7
Avg. Dist. to Rail [m]	3.5	1.2	1.0	3.1	1.7	0.4	0.4	1.8	2.4	3.1	4.2
Avg. Stride Freq. [Hz]	2.2	2.2	2.2	2.1	2.1	2.1	2.1	2.1	2.1	2.2	2.1
Avg. Stride Length [m]	6.2	7.3	7.3	7.3	7.4	7.4	7.3	7.4	7.6	7.8	7.6



- [] Ranking at each section and finish
- .-.- No data available at this section
- NA No data available



Horse/Jockey Name	Delorme
Final Rank	6
Fastest Section Time (Section)	0:11.84 (400m)
Top Speed [km/h] (Section)	61.9 (600m)
Race State	Finished



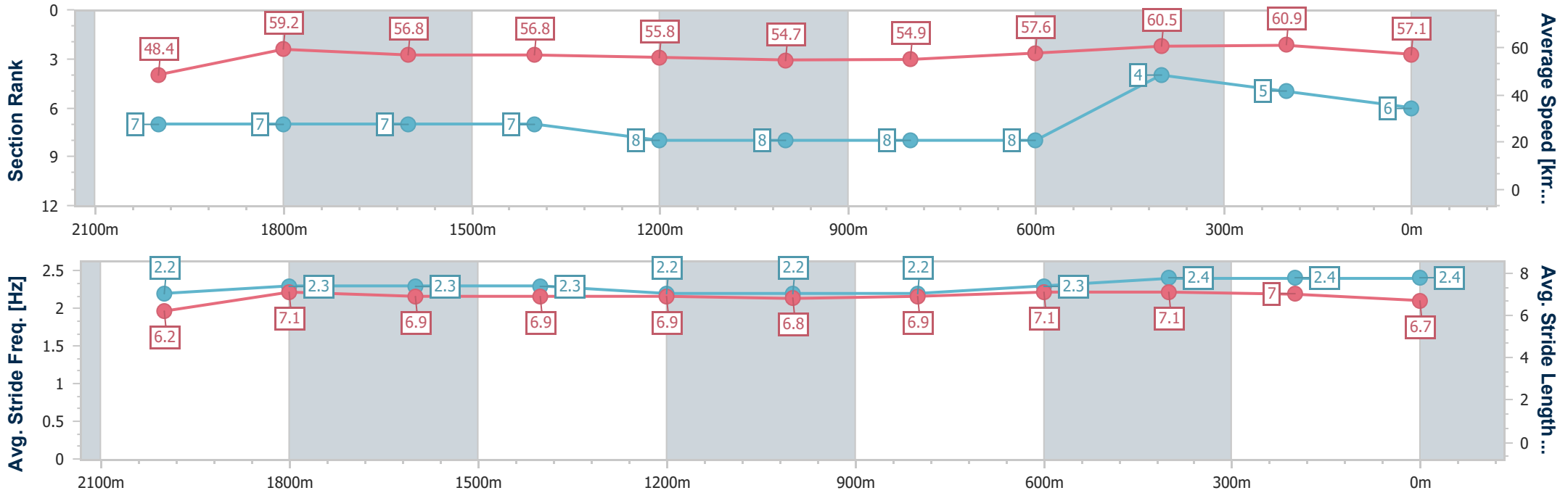
Sunshine Coast QLD Professional
Race 4: BRIGHTWATER HOTEL BENCHMARK 62 Handicap - 2200m



29 September 2024 - 14:30

Track Rating: Soft 5, Weather: Fine, Rail Position: +2m

Section	Overall	2000m	1800m	1600m	1400m	1200m	1000m	800m	600m	400m	200m
Section Times	2:20.93 [6] (0:14.91)	2:06.02 [7] (0:12.15)	1:53.87 [7] (0:12.73)	1:41.14 [7] (0:12.73)	1:28.41 [7] (0:13.00)	1:15.41 [8] (0:13.16)	1:02.25 [8] (0:13.19)	0:49.06 [8] (0:12.64)	0:36.42 [8] (0:11.98)	0:24.44 [4] (0:11.84)	0:12.60 [5] (0:12.60)
Average Speed [km/h]	48.4	59.2	56.8	56.8	55.8	54.7	54.9	57.6	60.5	60.9	57.1
Top Speed [km/h]	61.5	60.6	58.2	57.7	56.5	55.4	55.2	60.1	61.9	61.9	59.8
Avg. Dist. to Rail [m]	2.5	0.2	0.4	1.5	2.5	2.7	2.4	1.7	1.1	4.0	5.7
Avg. Stride Freq. [Hz]	2.2	2.3	2.3	2.3	2.2	2.2	2.2	2.3	2.4	2.4	2.4
Avg. Stride Length [m]	6.2	7.1	6.9	6.9	6.9	6.8	6.9	7.1	7.1	7.0	6.7



- [] Ranking at each section and finish
- .-.- No data available at this section
- NA No data available



Horse/Jockey Name	Winston Blue
Final Rank	7
Fastest Section Time (Section)	0:11.83 (2000m)
Top Speed [km/h] (Section)	62.2 (2000m)
Race State	Finished



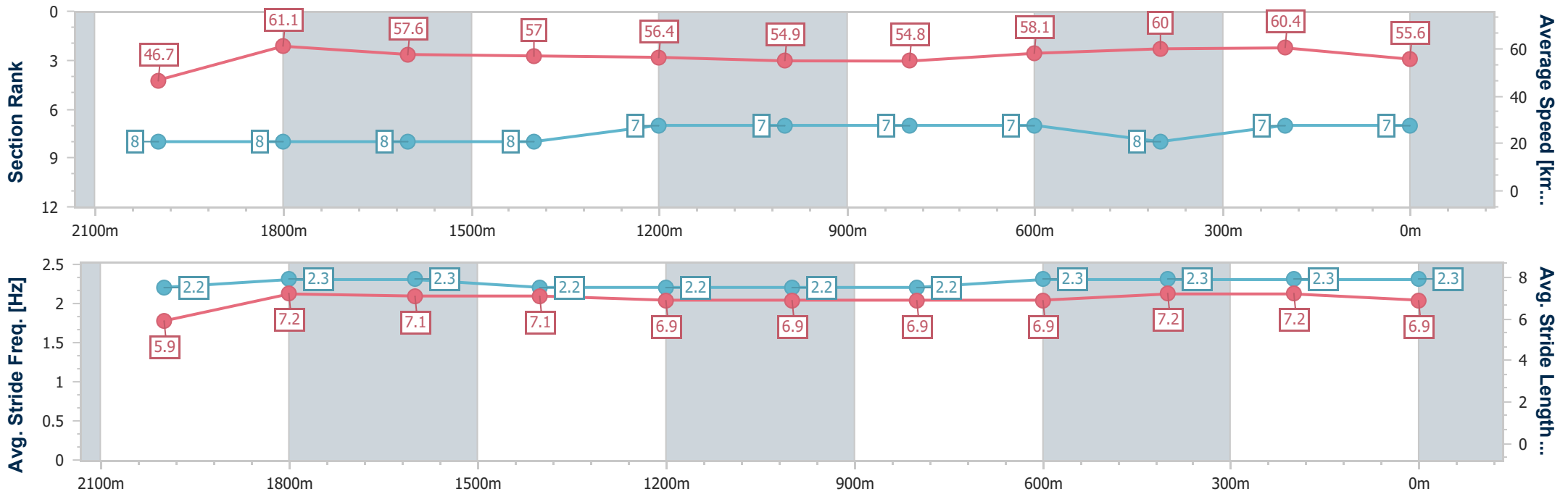
Sunshine Coast QLD Professional
Race 4: BRIGHTWATER HOTEL BENCHMARK 62 Handicap - 2200m



29 September 2024 - 14:30

Track Rating: Soft 5, Weather: Fine, Rail Position: +2m

Section	Overall	2000m	1800m	1600m	1400m	1200m	1000m	800m	600m	400m	200m
Section Times	2:21.55 [7] (0:15.41)	2:06.14 [8] (0:11.83)	1:54.31 [8] (0:12.60)	1:41.71 [8] (0:12.72)	1:28.99 [8] (0:12.86)	1:16.13 [7] (0:13.21)	1:02.92 [7] (0:13.22)	0:49.70 [7] (0:12.64)	0:37.06 [7] (0:12.21)	0:24.85 [8] (0:11.96)	0:12.89 [7] (0:12.89)
Average Speed [km/h]	46.7	61.1	57.6	57.0	56.4	54.9	54.8	58.1	60.0	60.4	55.6
Top Speed [km/h]	62.2	62.2	59.3	59.2	58.7	56.5	56.7	60.2	61.4	60.8	60.5
Avg. Dist. to Rail [m]	2.0	1.0	1.1	2.3	3.6	3.6	3.6	2.8	3.3	7.0	8.7
Avg. Stride Freq. [Hz]	2.2	2.3	2.3	2.2	2.2	2.2	2.2	2.3	2.3	2.3	2.3
Avg. Stride Length [m]	5.9	7.2	7.1	7.1	6.9	6.9	6.9	6.9	7.2	7.2	6.9



- [] Ranking at each section and finish
- .-.- No data available at this section
- NA No data available



Horse/Jockey Name	Another Dazzler
Final Rank	8
Fastest Section Time (Section)	0:12.06 (400m)
Top Speed [km/h] (Section)	60.3 (400m)
Race State	Finished



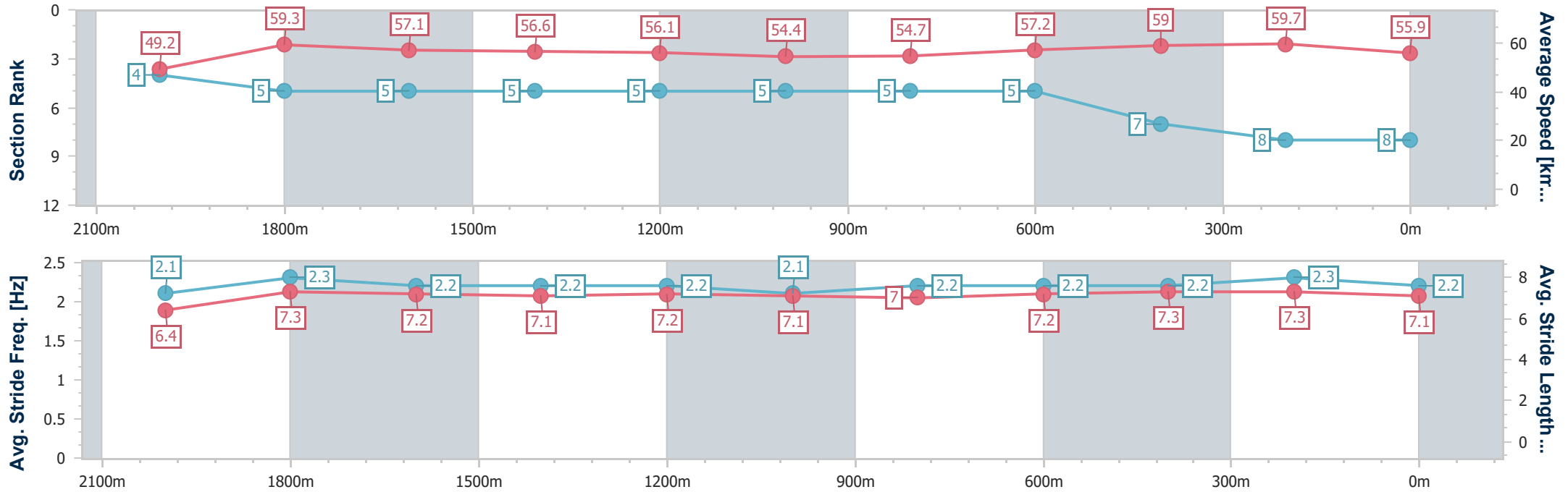
Sunshine Coast QLD Professional
Race 4: BRIGHTWATER HOTEL BENCHMARK 62 Handicap - 2200m



29 September 2024 - 14:30

Track Rating: Soft 5, Weather: Fine, Rail Position: +2m

Section	Overall	2000m	1800m	1600m	1400m	1200m	1000m	800m	600m	400m	200m	
Section Times	2:21.64 [8] (0:14.63)	2:07.01 [4] (0:12.13)	1:54.88 [5] (0:12.64)	1:42.24 [5] (0:12.80)	1:29.44 [5] (0:12.93)	1:16.51 [5] (0:13.23)	1:03.28 [5] (0:13.27)	0:50.01 [5] (0:12.73)	0:37.28 [5] (0:12.33)	0:24.95 [7] (0:12.06)	0:12.89 [8] (0:12.89)	
Average Speed [km/h]	49.2	59.3	57.1	56.6	56.1	54.4	54.7	57.2	59.0	59.7	55.9	
Top Speed [km/h]	59.9	60.0	58.3	58.2	57.2	55.3	55.1	58.9	59.6	60.3	58.7	
Avg. Dist. to Rail [m]	0.8	0.7	0.6	2.2	2.5	2.7	2.4	1.9	2.2	5.5	6.1	
Avg. Stride Freq. [Hz]	2.1	2.3	2.2	2.2	2.2	2.1	2.2	2.2	2.2	2.3	2.2	
Avg. Stride Length [m]	6.4	7.3	7.2	7.1	7.2	7.1	7.0	7.2	7.3	7.3	7.1	





Horse/Jockey Name	Man Of Heart
Final Rank	9
Fastest Section Time (Section)	0:11.79 (2000m)
Top Speed [km/h] (Section)	63.8 (Overall)
Race State	Finished



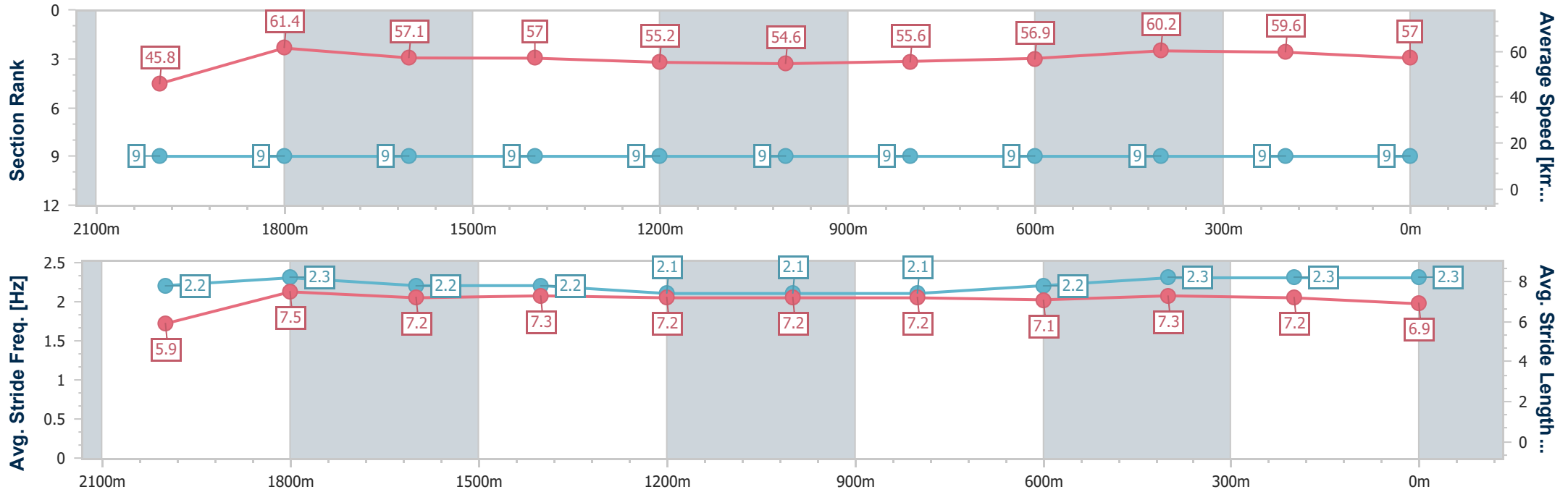
Sunshine Coast QLD Professional
Race 4: BRIGHTWATER HOTEL BENCHMARK 62 Handicap - 2200m



29 September 2024 - 14:30

Track Rating: Soft 5, Weather: Fine, Rail Position: +2m

Section	Overall	2000m	1800m	1600m	1400m	1200m	1000m	800m	600m	400m	200m
Section Times	2:21.72 [9] (0:15.70)	2:06.02 [9] (0:11.79)	1:54.23 [9] (0:12.75)	1:41.48 [9] (0:12.78)	1:28.70 [9] (0:13.07)	1:15.63 [9] (0:13.19)	1:02.44 [9] (0:13.00)	0:49.44 [9] (0:12.78)	0:36.66 [9] (0:11.95)	0:24.71 [9] (0:12.07)	0:12.64 [9] (0:12.64)
Average Speed [km/h]	45.8	61.4	57.1	57.0	55.2	54.6	55.6	56.9	60.2	59.6	57.0
Top Speed [km/h]	63.8	63.8	58.9	58.1	56.1	57.1	58.8	59.2	60.8	61.1	59.0
Avg. Dist. to Rail [m]	4.4	1.3	1.8	2.9	1.6	1.3	2.0	1.4	0.5	4.9	6.3
Avg. Stride Freq. [Hz]	2.2	2.3	2.2	2.2	2.1	2.1	2.1	2.2	2.3	2.3	2.3
Avg. Stride Length [m]	5.9	7.5	7.2	7.3	7.2	7.2	7.2	7.1	7.3	7.2	6.9



- [] Ranking at each section and finish
- .-.- No data available at this section
- NA No data available



Sunshine Coast QLD Professional

Race 5: CONNECT KIDS Maiden Handicap - 1200m

29 September 2024 - 15:05



Track Rating: Soft 5, Weather: Fine, Rail Position: +2m

Section		Field Times										Last 600m		
		Overall	1000m	800m	600m	400m	200m						0:35.91	
		1:12.96 (0:13.79)	0:59.17 (0:11.22)	0:47.95 (0:12.04)	0:35.91 (0:12.28)	0:23.63 (0:11.61)	0:12.02 (0:12.02)							
Rank	TAB	Horse/Jockey	Barrier	Top Speed [km/h]	Fastest Section							Margin	Distance Travelled [m]	
1	5	CONTILDA'S LOVE Nikita Beriman	13	66.2	0:11.08	1:12.96 [1] (0:14.59)	0:58.37 [11] (0:11.26)	0:47.11 [10] (0:11.98)	0:35.13 [11] (0:12.24)	0:22.89 [12] (0:11.08)	0:11.81 [8] (0:11.81)	1:12.96	0:35.13	
2	20	SIDLED Adin Thompson	15	65.9	0:11.26	1:12.97 [2] (0:14.42)	0:58.55 [9] (0:11.32)	0:47.23 [9] (0:11.90)	0:35.33 [8] (0:12.11)	0:23.22 [8] (0:11.26)	0:11.96 [3] (0:11.96)	0.1L	0:35.33	+7
3	1	BE FRIENDLY Ryan Maloney	5	66.1	0:11.31	1:13.14 [3] (0:13.79)	0:59.35 [1] (0:11.31)	0:48.04 [2] (0:11.95)	0:36.09 [1] (0:12.28)	0:23.81 [1] (0:11.61)	0:12.20 [1] (0:12.20)	0.9L	0:36.09	-2
4	19	EIGHT CYLINDERS Minonette Kennedy	12	67.1	0:11.15	1:13.27 [4] (0:14.08)	0:59.19 [5] (0:11.15)	0:48.04 [4] (0:12.02)	0:36.02 [4] (0:12.24)	0:23.78 [4] (0:11.52)	0:12.26 [3] (0:12.26)	1.7L	0:36.02	+7
5	10	DESERT LEGEND Robbie Dolan	16	65.4	0:11.24	1:13.31 [5] (0:14.57)	0:58.74 [10] (0:11.44)	0:47.30 [12] (0:11.84)	0:35.46 [12] (0:12.02)	0:23.44 [9] (0:11.24)	0:12.20 [5] (0:12.20)	1.9L	0:35.46	+6
6	18	WIFE IS RIGHT Cejay Graham	4	66.9	0:11.32	1:13.41 [6] (0:14.42)	0:58.99 [8] (0:11.32)	0:47.67 [8] (0:11.99)	0:35.68 [10] (0:12.21)	0:23.47 [10] (0:11.39)	0:12.08 [9] (0:12.08)	2.3L	0:35.68	+1
7	14	PRIDE OF VENUS Kyle Wilson-Taylor	6	66.2	0:11.32	1:13.43 [7] (0:13.95)	0:59.48 [4] (0:11.32)	0:48.16 [5] (0:12.08)	0:36.08 [5] (0:12.22)	0:23.86 [6] (0:11.57)	0:12.29 [7] (0:12.29)	2.4L	0:36.08	+1
8	24	CHICK CHICK STICK Rob Thorburn	23	65.5	0:11.35	1:13.47 [8] (0:14.14)	0:59.33 [7] (0:11.35)	0:47.98 [6] (0:11.96)	0:36.02 [6] (0:12.11)	0:23.91 [5] (0:11.42)	0:12.49 [2] (0:12.49)	2.6L	0:36.02	+6
9	3	ELEVEN BLACK James Orman	10	66.3	0:11.21	1:13.80 [9] (0:13.80)	1:00.00 [2] (0:11.21)	0:48.79 [1] (0:12.14)	0:36.65 [3] (0:12.25)	0:24.40 [2] (0:11.73)	0:12.67 [6] (0:12.67)	4.4L	0:36.65	+3
10	17	PETERMAN Jake Bayliss	3	66.9	0:11.40	1:14.34 [10] (0:14.11)	1:00.23 [6] (0:11.40)	0:48.83 [7] (0:11.95)	0:36.88 [7] (0:12.23)	0:24.65 [7] (0:11.72)	0:12.93 [10] (0:12.93)	7.4L	0:36.88	-1

Scratched: Fashion Flash (#13), Scottville Scooter (#15), Resolute Lady (#16), Like Smoke (#21), Ripper Shank (#22), Lazulite (#23), Turn The Corner (#4), Bajan Charm (#6), Chief In Charge (#7), Kendyacatc

[] Ranking at each section and finish
 -:-:- No data available at this section
 NA No data available

SCN Saddle cloth number
 DNF Did not finish
 DNT Did not track



Sunshine Coast QLD Professional
Race 5: CONNECT KIDS Maiden Handicap - 1200m
29 September 2024 - 15:05



Track Rating: Soft 5, Weather: Fine, Rail Position: +2m

Section		Overall	1000m	800m	600m	400m	200m	Last 600m					
Field Times		1:12.96 (0:13.79)	0:59.17 (0:11.22)	0:47.95 (0:12.04)	0:35.91 (0:12.28)	0:23.63 (0:11.61)	0:12.02 (0:12.02)	0:35.91					
Rank	TAB Horse/Jockey	Barrier	Top Speed [km/h]	Fastest Section	Margin							Distance Travelled [m]	
11	8 QUALITY MISS Tiffani Brooker	2	65.7 1000m	0:11.24 1000m	1:14.86 [11] (0:13.93)	1:00.93 [3] (0:11.24)	0:49.69 [3] (0:11.94)	0:37.75 [2] (0:12.31)	0:25.44 [3] (0:12.12)	0:13.32 [11] (0:13.32)	10.4L	0:37.75	-3
12	2 CROC FIGHT Samantha Collett	8	67.0 1000m	0:11.29 1000m	1:15.02 [12] (0:14.61)	1:00.41 [12] (0:11.29)	0:49.12 [11] (0:11.80)	0:37.32 [9] (0:12.35)	0:24.97 [11] (0:11.85)	0:13.12 [12] (0:13.12)	11.2L	0:37.32	-4

Scratched: Fashion Flash (#13), Scottville Scooter (#15), Resolute Lady (#16), Like Smoke (#21), Ripper Shank (#22), Lazulite (#23), Turn The Corner (#4), Bajan Charm (#6), Chief In Charge (#7), Kendyacatc

[] Ranking at each section and finish
 -:-:-:- No data available at this section
 NA No data available

SCN Saddle cloth number
 DNF Did not finish
 DNT Did not track



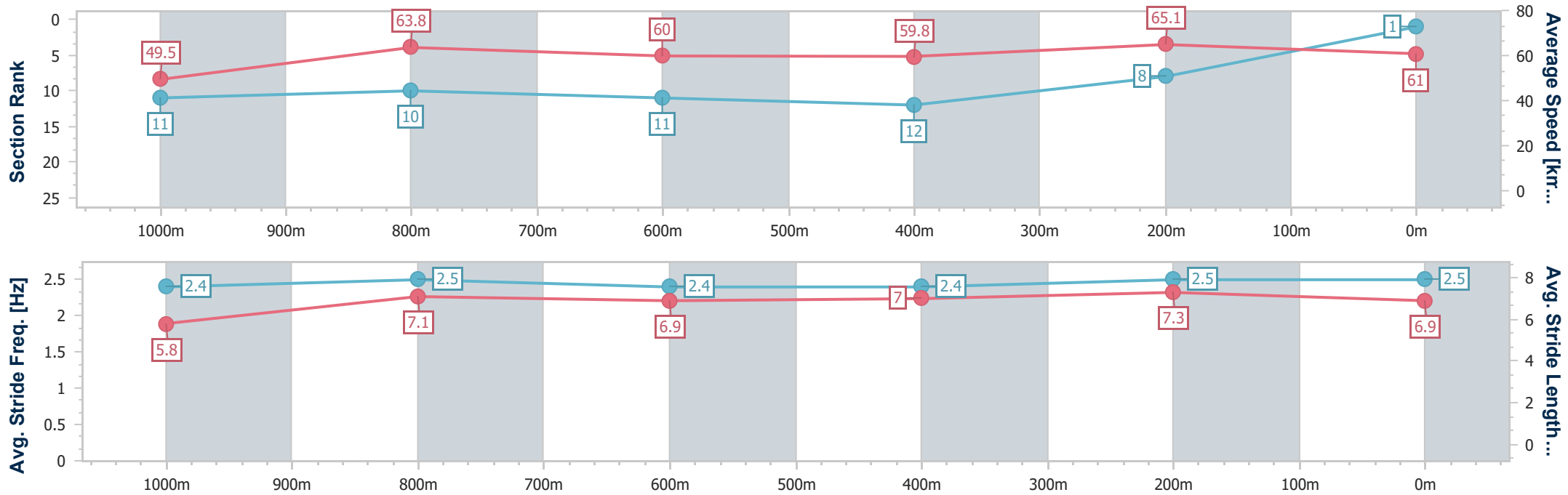
Horse/Jockey Name	Contilda's Love
Final Rank	1
Fastest Section Time (Section)	0:11.08 (400m)
Top Speed [km/h] (Section)	66.2 (Overall)
Race State	Finished



Sunshine Coast QLD Professional
 Race 5: CONNECT KIDS Maiden Handicap - 1200m
 29 September 2024 - 15:05
 Track Rating: Soft 5, Weather: Fine, Rail Position: +2m



Section	Overall	1000m	800m	600m	400m	200m
Section Times	1:12.96 [1] (0:14.59)	0:58.37 [11] (0:11.26)	0:47.11 [10] (0:11.98)	0:35.13 [11] (0:12.24)	0:22.89 [12] (0:11.08)	0:11.81 [8]
Average Speed [km/h]	49.5	63.8	60.0	59.8	65.1	61.0
Top Speed [km/h]	66.2	66.1	61.9	63.3	66.0	62.8
Avg. Dist. to Rail [m]	5.3	0.4	0.5	2.7	6.5	8.4
Avg. Stride Freq. [Hz]	2.4	2.5	2.4	2.4	2.5	2.5
Avg. Stride Length [m]	5.8	7.1	6.9	7.0	7.3	6.9



- [] Ranking at each section and finish
- .-.- No data available at this section
- NA No data available



Horse/Jockey Name	Sidled
Final Rank	2
Fastest Section Time (Section)	0:11.26 (400m)
Top Speed [km/h] (Section)	65.9 (Overall)
Race State	Finished



Sunshine Coast QLD Professional

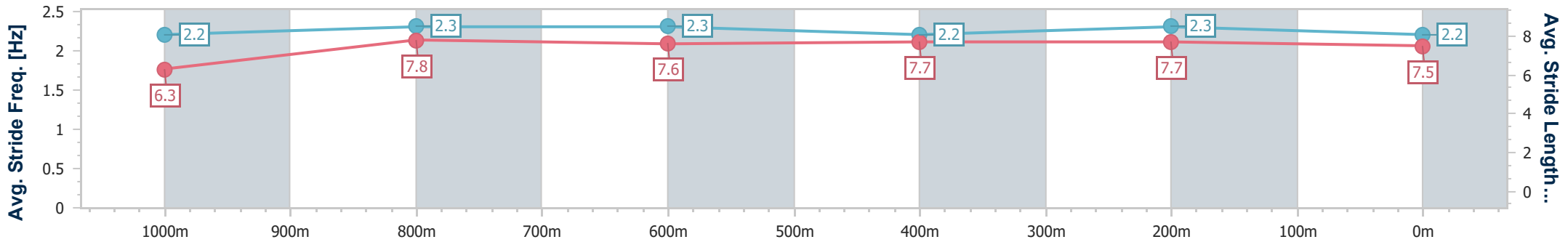
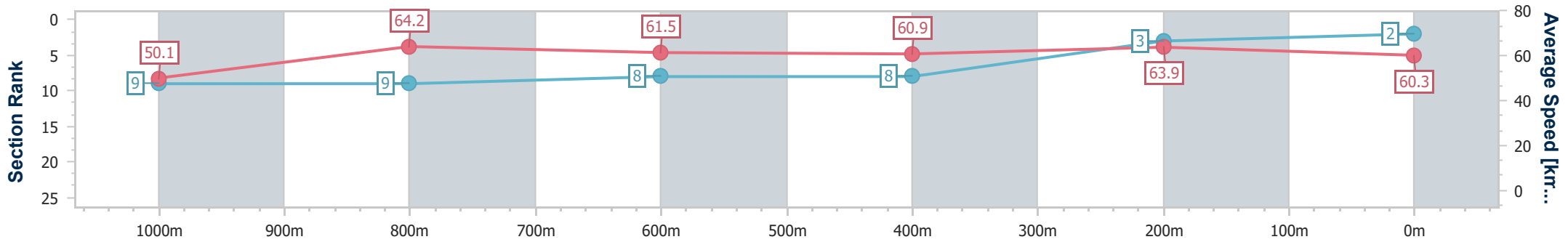
Race 5: CONNECT KIDS Maiden Handicap - 1200m



29 September 2024 - 15:05

Track Rating: Soft 5, Weather: Fine, Rail Position: +2m

Section	Overall	1000m	800m	600m	400m	200m
Section Times	1:12.97 [2] (0:14.42)	0:58.55 [9] (0:11.32)	0:47.23 [9] (0:11.90)	0:35.33 [8] (0:12.11)	0:23.22 [8] (0:11.26)	0:11.96 [3] (0:11.96)
Average Speed [km/h]	50.1	64.2	61.5	60.9	63.9	60.3
Top Speed [km/h]	65.9	65.5	62.7	63.7	65.3	62.5
Avg. Dist. to Rail [m]	8.4	3.7	3.0	3.8	7.5	6.2
Avg. Stride Freq. [Hz]	2.2	2.3	2.3	2.2	2.3	2.2
Avg. Stride Length [m]	6.3	7.8	7.6	7.7	7.7	7.5



- [] Ranking at each section and finish
- .-.- No data available at this section
- NA No data available



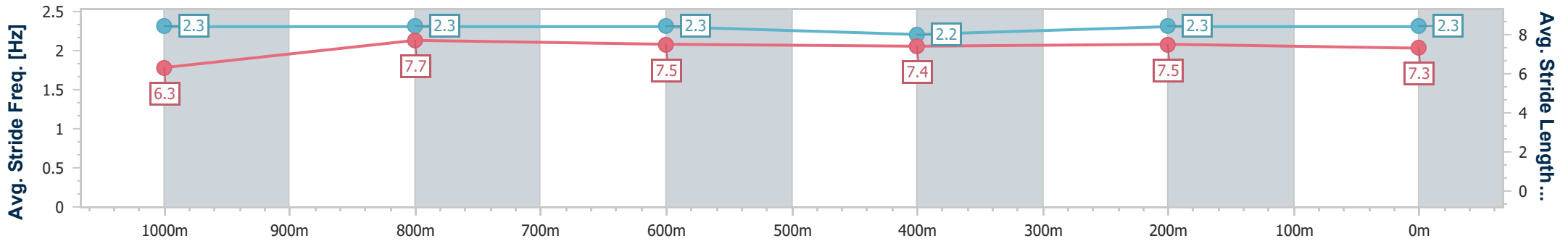
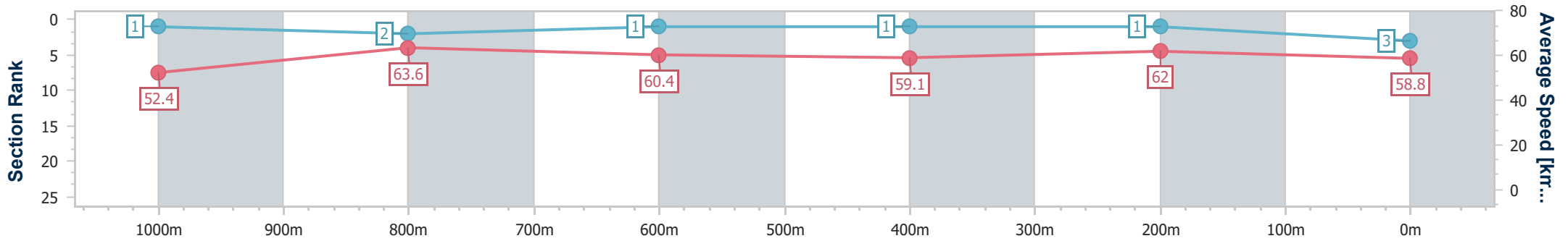
Horse/Jockey Name	Be Friendly
Final Rank	3
Fastest Section Time (Section)	0:11.31 (1000m)
Top Speed [km/h] (Section)	66.1 (Overall)
Race State	Finished



Sunshine Coast QLD Professional
 Race 5: CONNECT KIDS Maiden Handicap - 1200m
 29 September 2024 - 15:05
 Track Rating: Soft 5, Weather: Fine, Rail Position: +2m



Section	Overall	1000m	800m	600m	400m	200m
Section Times	1:13.14 [3] (0:13.79)	0:59.35 [1] (0:11.31)	0:48.04 [2] (0:11.95)	0:36.09 [1] (0:12.28)	0:23.81 [1] (0:11.61)	0:12.20 [1] (0:12.20)
Average Speed [km/h]	52.4	63.6	60.4	59.1	62.0	58.8
Top Speed [km/h]	66.1	65.4	63.3	61.2	63.6	61.2
Avg. Dist. to Rail [m]	3.0	0.7	0.3	1.2	1.8	0.4
Avg. Stride Freq. [Hz]	2.3	2.3	2.3	2.2	2.3	2.3
Avg. Stride Length [m]	6.3	7.7	7.5	7.4	7.5	7.3



- [] Ranking at each section and finish
- .-.- No data available at this section
- NA No data available



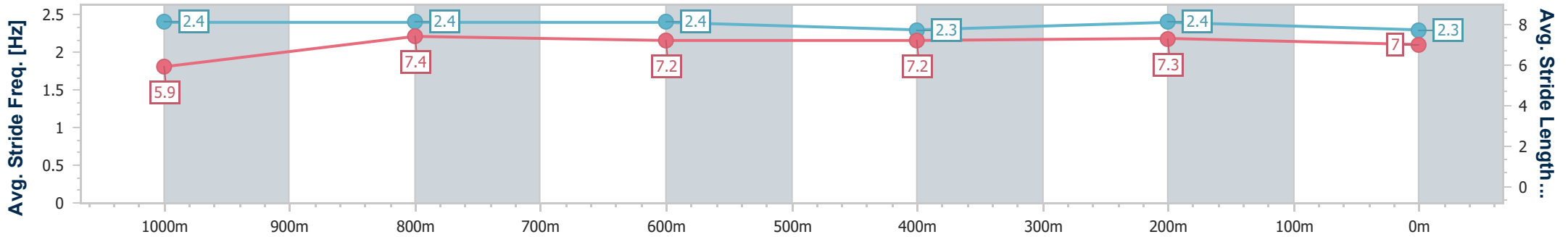
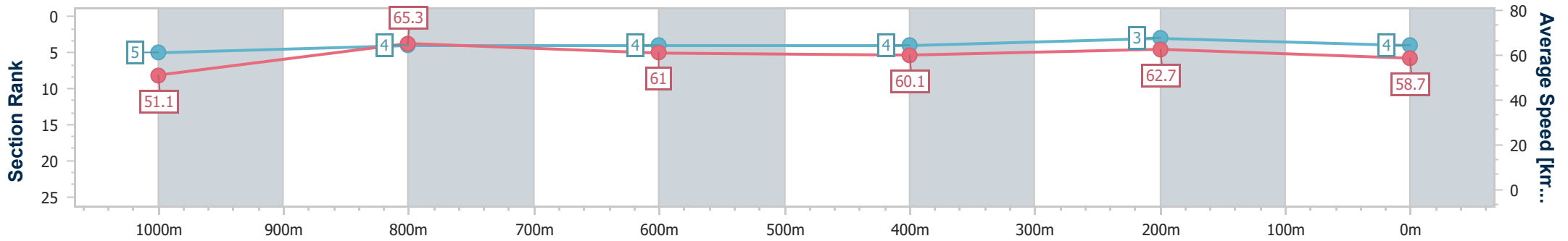
Horse/Jockey Name	Eight Cylinders
Final Rank	4
Fastest Section Time (Section)	0:11.15 (1000m)
Top Speed [km/h] (Section)	67.1 (1000m)
Race State	Finished



Sunshine Coast QLD Professional
 Race 5: CONNECT KIDS Maiden Handicap - 1200m
 29 September 2024 - 15:05
 Track Rating: Soft 5, Weather: Fine, Rail Position: +2m



Section	Overall	1000m	800m	600m	400m	200m
Section Times	1:13.27 [4] (0:14.08)	0:59.19 [5] (0:11.15)	0:48.04 [4] (0:12.02)	0:36.02 [4] (0:12.24)	0:23.78 [4] (0:11.52)	0:12.26 [3] (0:12.26)
Average Speed [km/h]	51.1	65.3	61.0	60.1	62.7	58.7
Top Speed [km/h]	65.7	67.1	63.1	62.3	64.1	61.5
Avg. Dist. to Rail [m]	8.9	4.4	3.1	4.1	6.5	4.9
Avg. Stride Freq. [Hz]	2.4	2.4	2.4	2.3	2.4	2.3
Avg. Stride Length [m]	5.9	7.4	7.2	7.2	7.3	7.0



- [] Ranking at each section and finish
- .-.- No data available at this section
- NA No data available



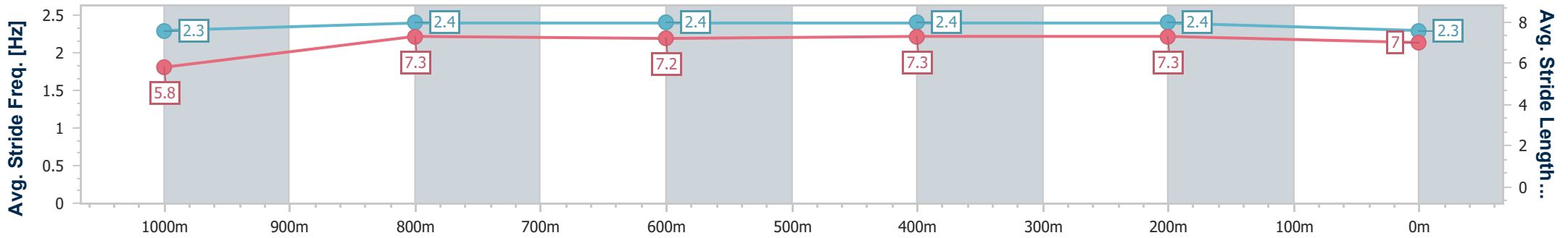
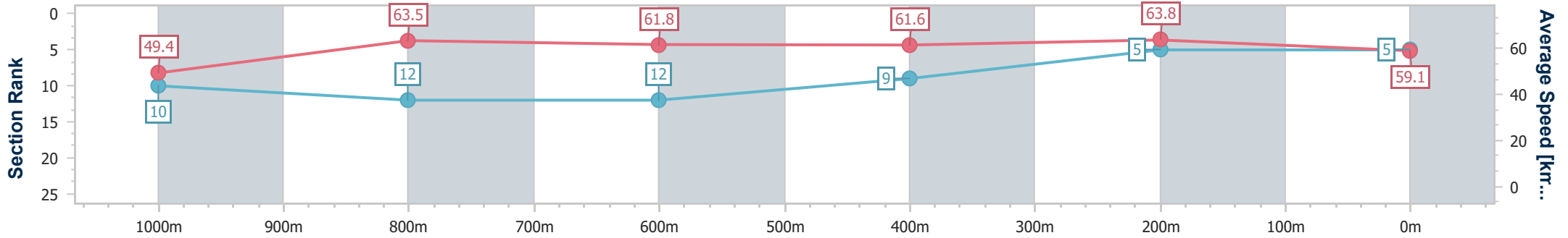
Horse/Jockey Name	Desert Legend
Final Rank	5
Fastest Section Time (Section)	0:11.24 (400m)
Top Speed [km/h] (Section)	65.4 (400m)
Race State	Finished



Sunshine Coast QLD Professional
 Race 5: CONNECT KIDS Maiden Handicap - 1200m
 29 September 2024 - 15:05
 Track Rating: Soft 5, Weather: Fine, Rail Position: +2m



Section	Overall	1000m	800m	600m	400m	200m
Section Times	1:13.31 [5] (0:14.57)	0:58.74 [10] (0:11.44)	0:47.30 [12] (0:11.84)	0:35.46 [12] (0:12.02)	0:23.44 [9] (0:11.24)	0:12.20 [5] (0:12.20)
Average Speed [km/h]	49.4	63.5	61.8	61.6	63.8	59.1
Top Speed [km/h]	65.0	65.1	63.4	64.0	65.4	62.2
Avg. Dist. to Rail [m]	11.5	4.3	2.7	4.1	6.1	4.6
Avg. Stride Freq. [Hz]	2.3	2.4	2.4	2.4	2.4	2.3
Avg. Stride Length [m]	5.8	7.3	7.2	7.3	7.3	7.0



- [] Ranking at each section and finish
- .-.- No data available at this section
- NA No data available



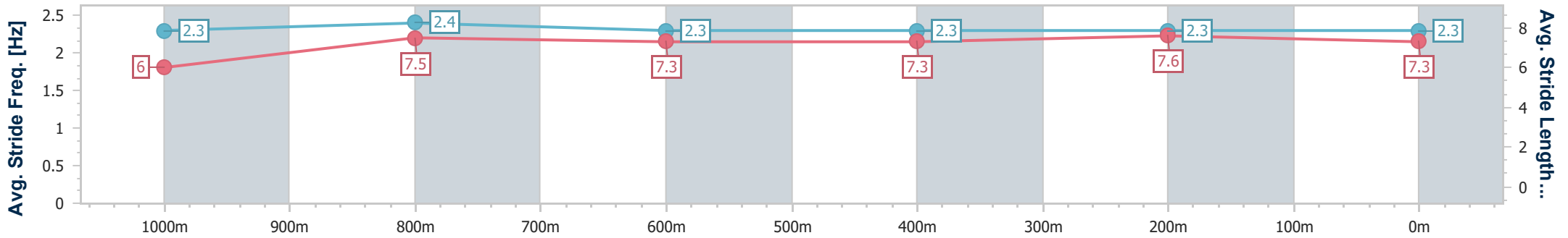
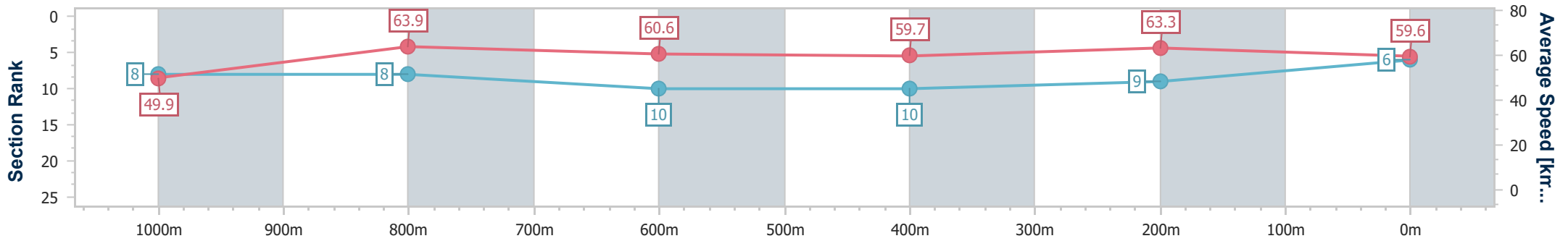
Horse/Jockey Name	Wife Is Right
Final Rank	6
Fastest Section Time (Section)	0:11.32 (1000m)
Top Speed [km/h] (Section)	66.9 (Overall)
Race State	Finished



Sunshine Coast QLD Professional
 Race 5: CONNECT KIDS Maiden Handicap - 1200m
 29 September 2024 - 15:05
 Track Rating: Soft 5, Weather: Fine, Rail Position: +2m



Section	Overall	1000m	800m	600m	400m	200m
Section Times	1:13.41 [6] (0:14.42)	0:58.99 [8] (0:11.32)	0:47.67 [8] (0:11.99)	0:35.68 [10] (0:12.21)	0:23.47 [10] (0:11.39)	0:12.08 [9] (0:12.08)
Average Speed [km/h]	49.9	63.9	60.6	59.7	63.3	59.6
Top Speed [km/h]	66.9	66.9	61.4	63.8	64.7	61.6
Avg. Dist. to Rail [m]	3.4	2.0	1.5	2.3	3.6	0.5
Avg. Stride Freq. [Hz]	2.3	2.4	2.3	2.3	2.3	2.3
Avg. Stride Length [m]	6.0	7.5	7.3	7.3	7.6	7.3



- [] Ranking at each section and finish
- .-.- No data available at this section
- NA No data available



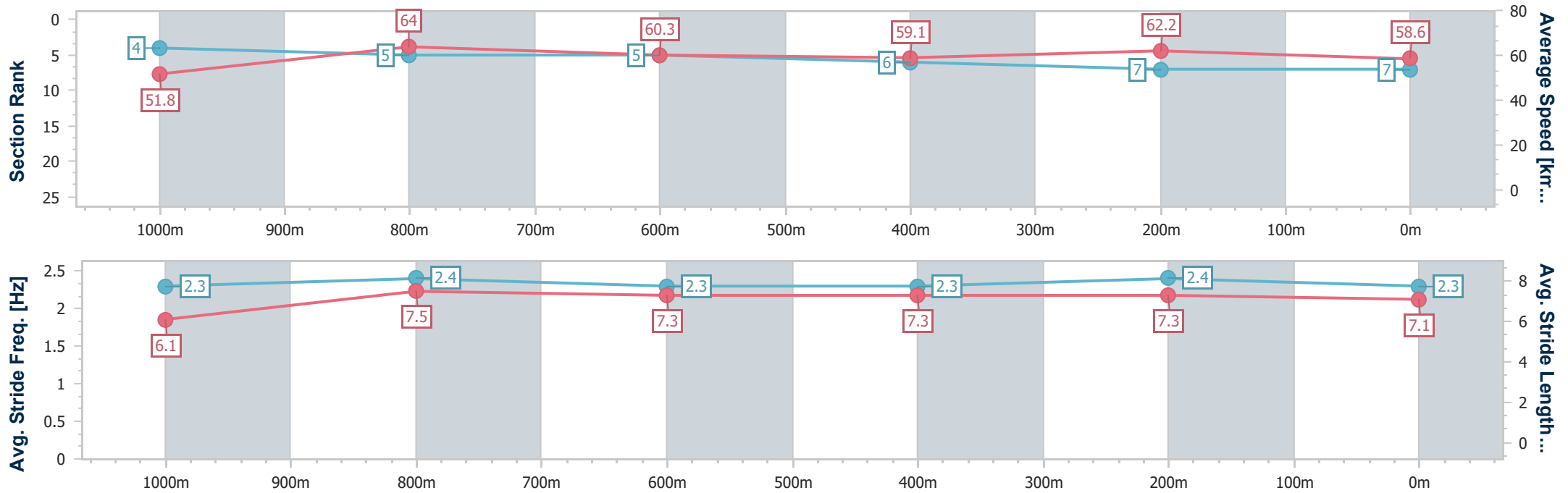
Horse/Jockey Name	Pride Of Venus
Final Rank	7
Fastest Section Time (Section)	0:11.32 (1000m)
Top Speed [km/h] (Section)	66.2 (1000m)
Race State	Finished



Sunshine Coast QLD Professional
 Race 5: CONNECT KIDS Maiden Handicap - 1200m
 29 September 2024 - 15:05
 Track Rating: Soft 5, Weather: Fine, Rail Position: +2m



Section	Overall	1000m	800m	600m	400m	200m
Section Times	1:13.43 [7] (0:13.95)	0:59.48 [4] (0:11.32)	0:48.16 [5] (0:12.08)	0:36.08 [5] (0:12.22)	0:23.86 [6] (0:11.57)	0:12.29 [7] (0:12.29)
Average Speed [km/h]	51.8	64.0	60.3	59.1	62.2	58.6
Top Speed [km/h]	65.6	66.2	62.2	61.9	63.7	60.5
Avg. Dist. to Rail [m]	5.6	3.2	1.6	0.7	3.3	3.5
Avg. Stride Freq. [Hz]	2.3	2.4	2.3	2.3	2.4	2.3
Avg. Stride Length [m]	6.1	7.5	7.3	7.3	7.3	7.1



- [] Ranking at each section and finish
- .-.- No data available at this section
- NA No data available



Horse/Jockey Name	Chick Chick Stick
Final Rank	8
Fastest Section Time (Section)	0:11.35 (1000m)
Top Speed [km/h] (Section)	65.5 (1000m)
Race State	Finished



Sunshine Coast QLD Professional

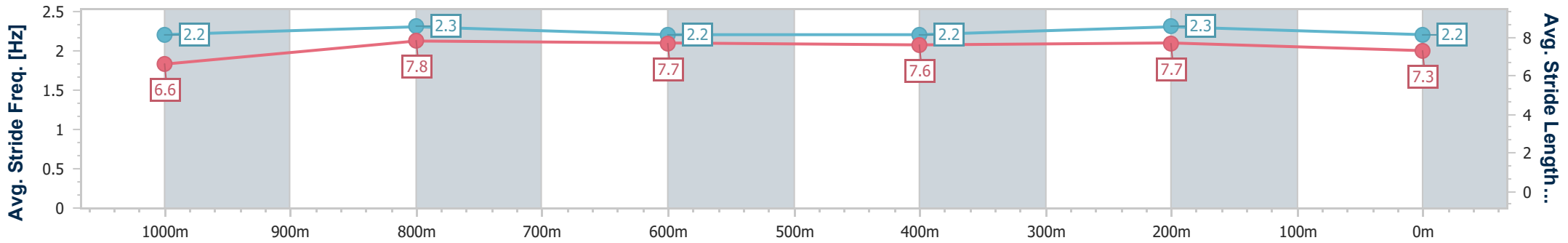
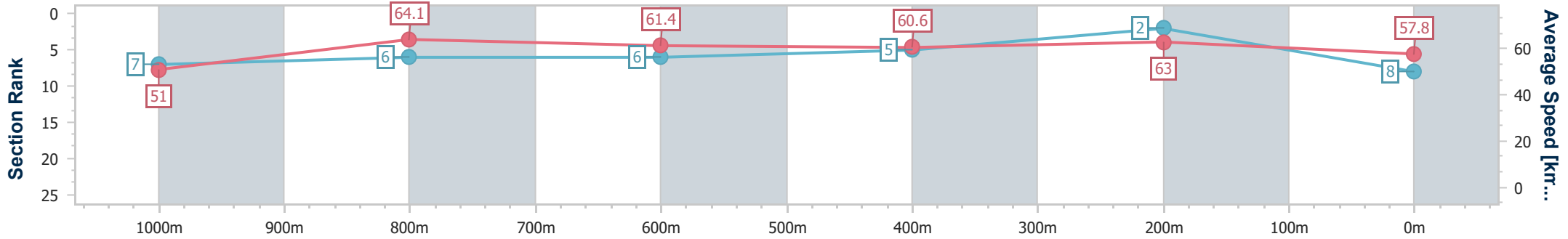
Race 5: CONNECT KIDS Maiden Handicap - 1200m



29 September 2024 - 15:05

Track Rating: Soft 5, Weather: Fine, Rail Position: +2m

Section	Overall	1000m	800m	600m	400m	200m
Section Times	1:13.47 [8] (0:14.14)	0:59.33 [7] (0:11.35)	0:47.98 [6] (0:11.96)	0:36.02 [6] (0:12.11)	0:23.91 [5] (0:11.42)	0:12.49 [2] (0:12.49)
Average Speed [km/h]	51.0	64.1	61.4	60.6	63.0	57.8
Top Speed [km/h]	65.3	65.5	63.0	63.1	64.6	61.2
Avg. Dist. to Rail [m]	11.9	4.8	3.1	3.6	7.3	6.4
Avg. Stride Freq. [Hz]	2.2	2.3	2.2	2.2	2.3	2.2
Avg. Stride Length [m]	6.6	7.8	7.7	7.6	7.7	7.3



- [] Ranking at each section and finish
- .-.-.- No data available at this section
- NA No data available



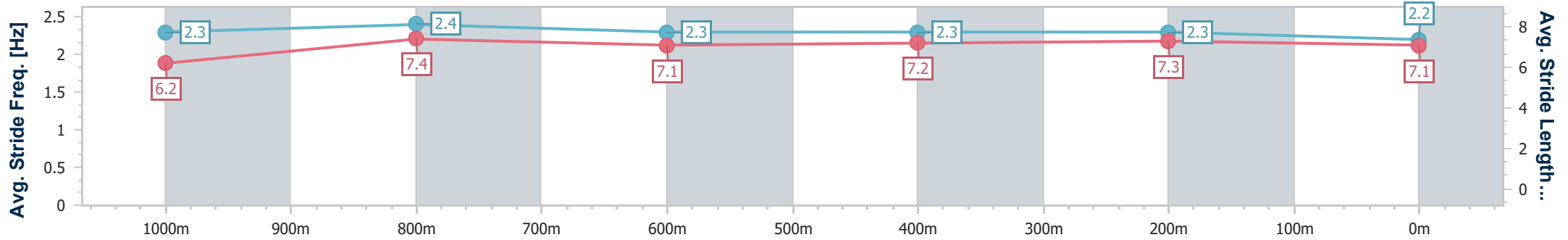
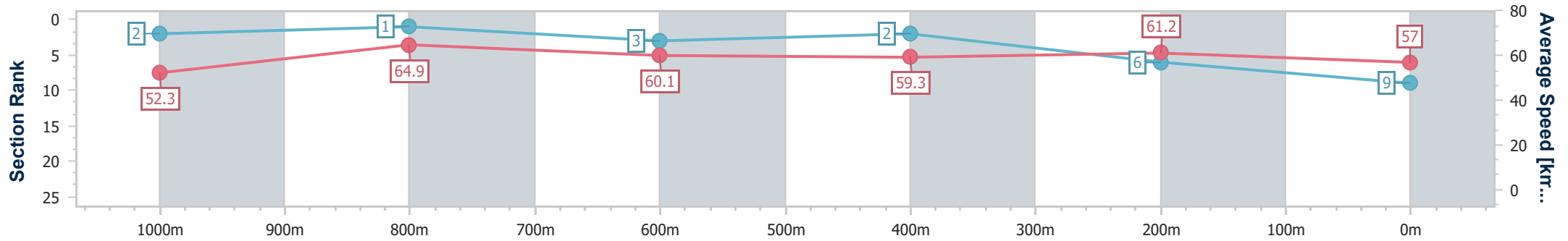
Horse/Jockey Name	Eleven Black
Final Rank	9
Fastest Section Time (Section)	0:11.21 (1000m)
Top Speed [km/h] (Section)	66.3 (1000m)
Race State	Finished



Sunshine Coast QLD Professional
 Race 5: CONNECT KIDS Maiden Handicap - 1200m
 29 September 2024 - 15:05
 Track Rating: Soft 5, Weather: Fine, Rail Position: +2m



Section	Overall	1000m	800m	600m	400m	200m
Section Times	1:13.80 [9] (0:13.80)	1:00.00 [2] (0:11.21)	0:48.79 [1] (0:12.14)	0:36.65 [3] (0:12.25)	0:24.40 [2] (0:11.73)	0:12.67 [6] (0:12.67)
Average Speed [km/h]	52.3	64.9	60.1	59.3	61.2	57.0
Top Speed [km/h]	65.6	66.3	62.6	61.4	62.4	60.2
Avg. Dist. to Rail [m]	7.8	4.0	2.4	1.1	4.9	5.9
Avg. Stride Freq. [Hz]	2.3	2.4	2.3	2.3	2.3	2.2
Avg. Stride Length [m]	6.2	7.4	7.1	7.2	7.3	7.1



- [] Ranking at each section and finish
- .-.- No data available at this section
- NA No data available



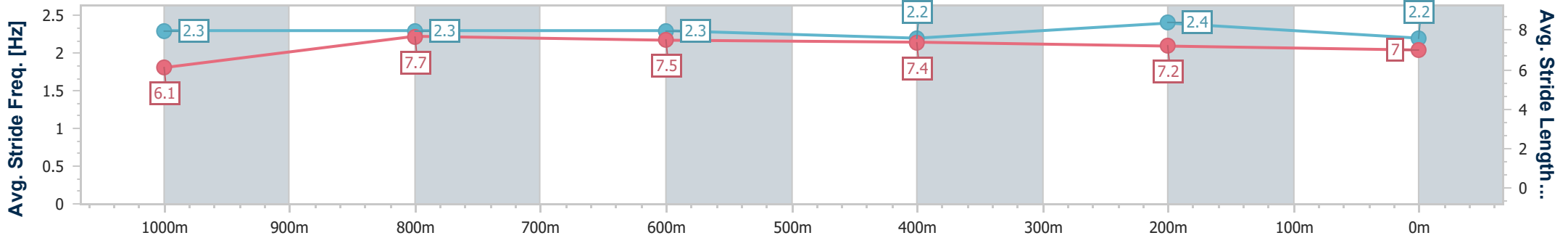
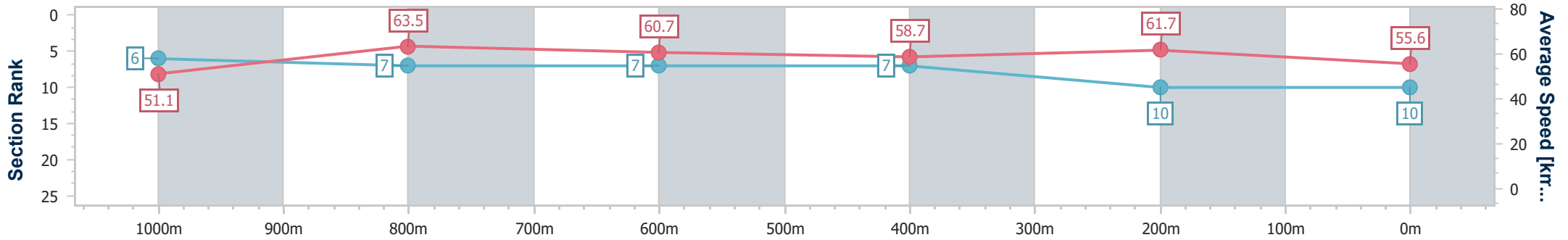
Horse/Jockey Name	Peterman
Final Rank	10
Fastest Section Time (Section)	0:11.40 (1000m)
Top Speed [km/h] (Section)	66.9 (1000m)
Race State	Finished



Sunshine Coast QLD Professional
 Race 5: CONNECT KIDS Maiden Handicap - 1200m
 29 September 2024 - 15:05
 Track Rating: Soft 5, Weather: Fine, Rail Position: +2m



Section	Overall	1000m	800m	600m	400m	200m
Section Times	1:14.34 [10] (0:14.11)	1:00.23 [6] (0:11.40)	0:48.83 [7] (0:11.95)	0:36.88 [7] (0:12.23)	0:24.65 [7] (0:11.72)	0:12.93 [10] (0:12.93)
Average Speed [km/h]	51.1	63.5	60.7	58.7	61.7	55.6
Top Speed [km/h]	66.6	66.9	62.3	61.4	62.6	59.2
Avg. Dist. to Rail [m]	2.7	2.0	1.1	0.4	1.4	2.0
Avg. Stride Freq. [Hz]	2.3	2.3	2.3	2.2	2.4	2.2
Avg. Stride Length [m]	6.1	7.7	7.5	7.4	7.2	7.0



- [] Ranking at each section and finish
- .-.- No data available at this section
- NA No data available



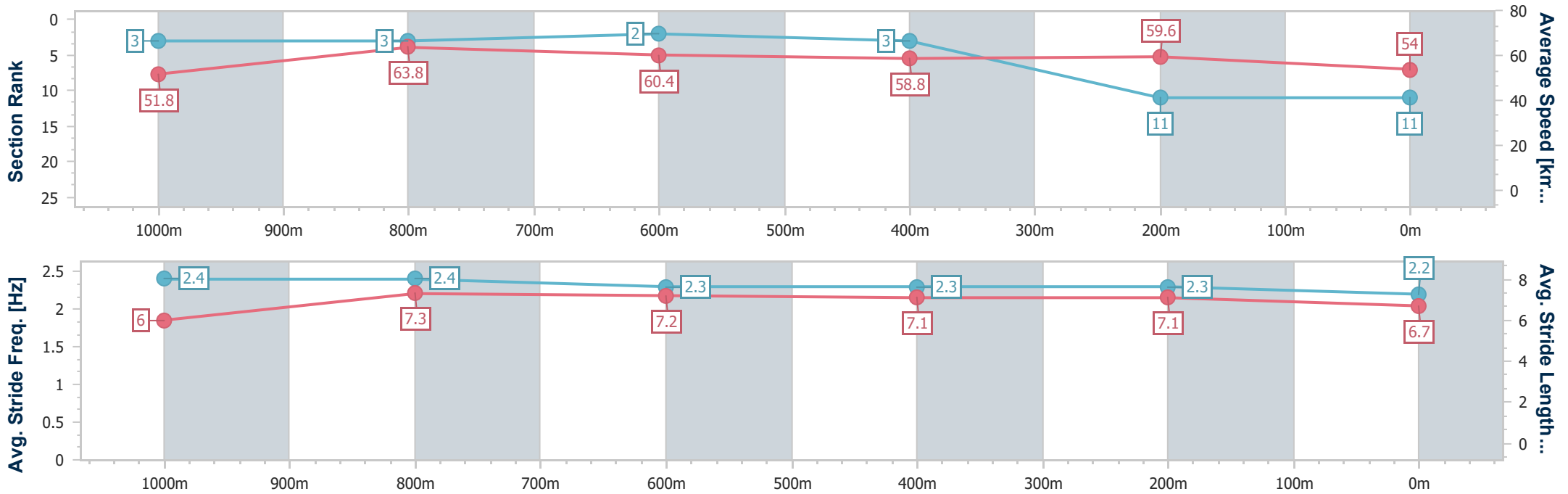
Horse/Jockey Name	Quality Miss
Final Rank	11
Fastest Section Time (Section)	0:11.24 (1000m)
Top Speed [km/h] (Section)	65.7 (1000m)
Race State	Finished



Sunshine Coast QLD Professional
 Race 5: CONNECT KIDS Maiden Handicap - 1200m
 29 September 2024 - 15:05
 Track Rating: Soft 5, Weather: Fine, Rail Position: +2m



Section	Overall	1000m	800m	600m	400m	200m
Section Times	1:14.86 [11] (0:13.93)	1:00.93 [3] (0:11.24)	0:49.69 [3] (0:11.94)	0:37.75 [2] (0:12.31)	0:25.44 [3] (0:12.12)	0:13.32 [11] (0:13.32)
Average Speed [km/h]	51.8	63.8	60.4	58.8	59.6	54.0
Top Speed [km/h]	65.7	65.7	62.7	60.8	60.9	58.1
Avg. Dist. to Rail [m]	1.1	1.6	0.7	1.1	3.0	0.9
Avg. Stride Freq. [Hz]	2.4	2.4	2.3	2.3	2.3	2.2
Avg. Stride Length [m]	6.0	7.3	7.2	7.1	7.1	6.7



- [] Ranking at each section and finish
- .-.-.- No data available at this section
- NA No data available



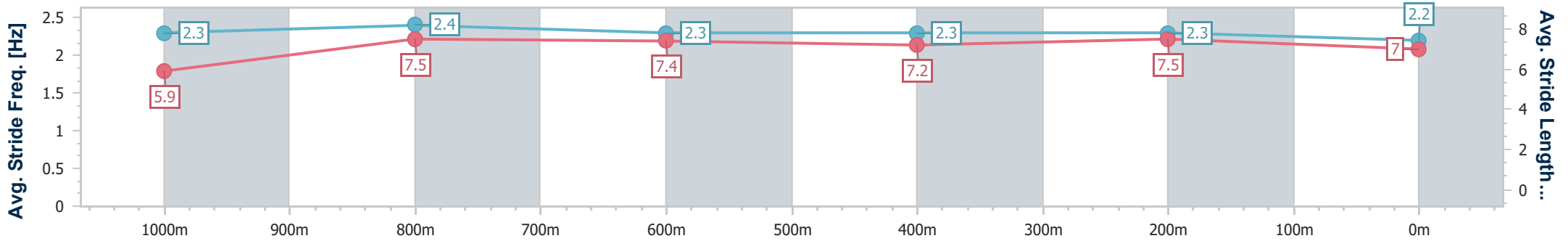
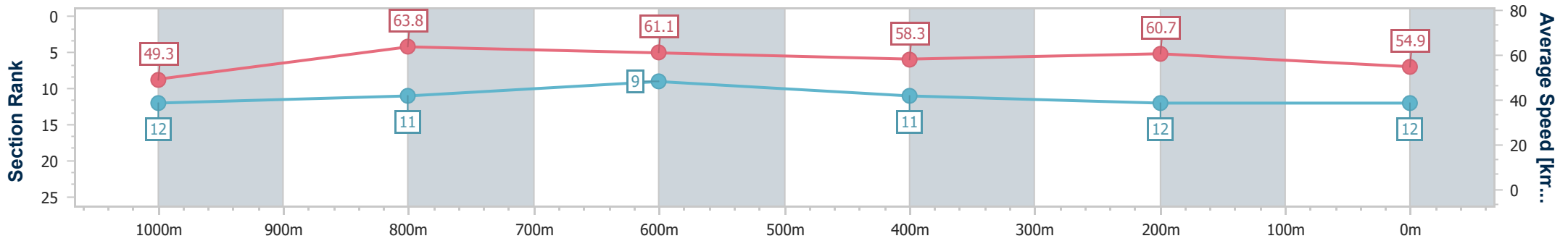
Horse/Jockey Name	Croc Fight
Final Rank	12
Fastest Section Time (Section)	0:11.29 (1000m)
Top Speed [km/h] (Section)	67.0 (1000m)
Race State	Finished



Sunshine Coast QLD Professional
 Race 5: CONNECT KIDS Maiden Handicap - 1200m
 29 September 2024 - 15:05
 Track Rating: Soft 5, Weather: Fine, Rail Position: +2m



Section	Overall	1000m	800m	600m	400m	200m
Section Times	1:15.02 [12] (0:14.61)	1:00.41 [12] (0:11.29)	0:49.12 [11] (0:11.80)	0:37.32 [9] (0:12.35)	0:24.97 [11] (0:11.85)	0:13.12 [12] (0:13.12)
Average Speed [km/h]	49.3	63.8	61.1	58.3	60.7	54.9
Top Speed [km/h]	65.7	67.0	63.9	61.8	62.1	59.8
Avg. Dist. to Rail [m]	3.5	0.8	0.6	0.5	0.6	3.0
Avg. Stride Freq. [Hz]	2.3	2.4	2.3	2.3	2.3	2.2
Avg. Stride Length [m]	5.9	7.5	7.4	7.2	7.5	7.0



- [] Ranking at each section and finish
- .-.-.- No data available at this section
- NA No data available



Sunshine Coast QLD Professional

Race 6: PARKLANDS TAVERN Class 3 Plate - 1200m

29 September 2024 - 15:40



Track Rating: Soft 5, Weather: Fine, Rail Position: +2m

Section		Overall										Last 600m		
Field Times		1:11.69 (0:13.73)										0:35.11		
		1000m		800m		600m		400m		200m				
		0:57.96 (0:11.12)		0:46.84 (0:11.73)		0:35.11 (0:11.94)		0:23.17 (0:11.37)		0:11.80 (0:11.80)				
Rank	TAB	Horse/Jockey	Barrier	Top Speed [km/h]	Fastest Section								Margin	Distance Travelled [m]
1	2	LOST HIS BEANS James Orman	5	66.1 400m	0:11.13 400m	1:11.69 [1] (0:14.07)	0:57.62 [4] (0:11.18)	0:46.44 [3] (0:11.75)	0:34.69 [3] (0:11.77)	0:22.92 [4] (0:11.13)	0:11.79 [2] (0:11.79)	1:11.69	0:34.69	
2	12	TERRITORY ASH Nikita Beriman	10	66.9 1000m	0:11.17 1000m	1:11.93 [2] (0:13.73)	0:58.20 [1] (0:11.17)	0:47.03 [2] (0:11.82)	0:35.21 [2] (0:11.80)	0:23.41 [1] (0:11.37)	0:12.04 [1] (0:12.04)	1.3L	0:35.21	+1
3	9	STRAPPARSI Kyle Wilson-Taylor	6	66.2 400m	0:11.10 400m	1:12.05 [3] (0:14.02)	0:58.03 [3] (0:11.43)	0:46.60 [4] (0:11.72)	0:34.88 [5] (0:11.83)	0:23.05 [5] (0:11.10)	0:11.95 [3] (0:11.95)	1.8L	0:34.88	+3
4	7	MISS TAMBO Ryan Maloney	9	66.1 400m	0:11.22 400m	1:12.20 [4] (0:14.62)	0:57.58 [8] (0:11.40)	0:46.18 [7] (0:11.44)	0:34.74 [7] (0:11.58)	0:23.16 [6] (0:11.22)	0:11.94 [4] (0:11.94)	2.6L	0:34.74	-3
5	4	MONEY MAN Jake Bayliss	12	64.4 400m	0:11.32 400m	1:12.37 [5] (0:14.59)	0:57.78 [7] (0:11.45)	0:46.33 [8] (0:11.64)	0:34.69 [8] (0:11.51)	0:23.18 [8] (0:11.32)	0:11.86 [7] (0:11.86)	3.6L	0:34.69	+3
6	5	ECHO HUNTER Sean Cormack	8	64.4 600m	0:11.37 400m	1:12.60 [6] (0:14.69)	0:57.91 [9] (0:11.46)	0:46.45 [9] (0:11.64)	0:34.81 [9] (0:11.42)	0:23.39 [9] (0:11.37)	0:12.02 [8] (0:12.02)	4.9L	0:34.81	+4
7	1	GULF OF SAROS Minonette Kennedy	3	65.5 1000m	0:11.13 1000m	1:12.69 [7] (0:14.56)	0:58.13 [6] (0:11.13)	0:47.00 [6] (0:11.40)	0:35.60 [4] (0:11.67)	0:23.93 [3] (0:11.61)	0:12.32 [6] (0:12.32)	5.4L	0:35.60	-4
8	3	A LOT OF BOOTY Rob Thorburn	7	68.0 1000m	0:10.95 1000m	1:13.08 [8] (0:13.90)	0:59.18 [2] (0:10.95)	0:48.23 [1] (0:11.73)	0:36.50 [1] (0:11.99)	0:24.51 [2] (0:11.75)	0:12.76 [5] (0:12.76)	7.7L	0:36.50	-2
9	6	LADY FALVELON Cody Collis	11	64.6 1000m	0:11.41 1000m	1:13.32 [9] (0:14.24)	0:59.08 [5] (0:11.41)	0:47.67 [5] (0:11.72)	0:35.95 [6] (0:11.77)	0:24.18 [7] (0:11.75)	0:12.43 [9] (0:12.43)	9L	0:35.95	+1

Scratched: Spirit Queen (#8), Jukebox Glow (#11), Capital Cee (#10)



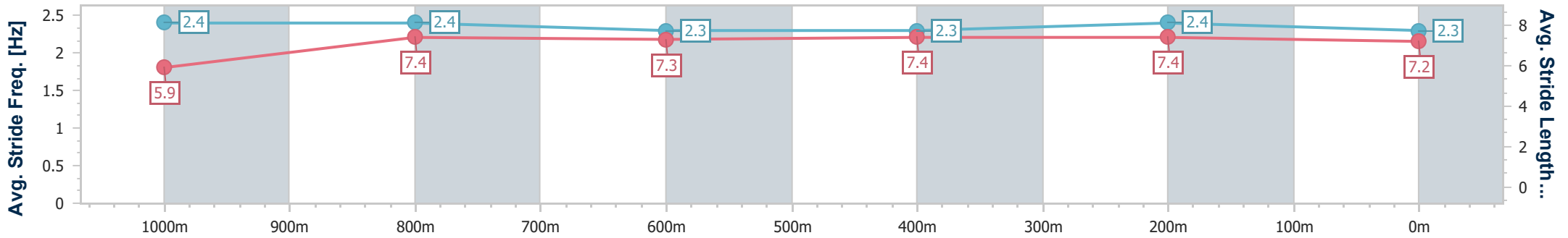
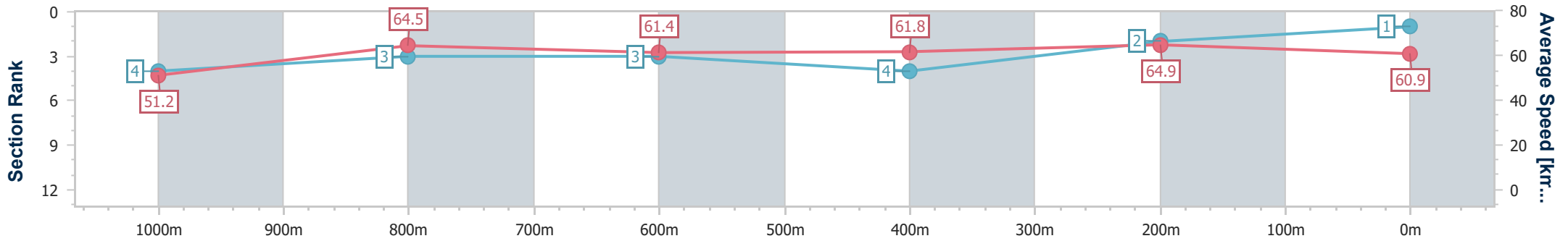
Horse/Jockey Name	Lost His Beans
Final Rank	1
Fastest Section Time (Section)	0:11.13 (400m)
Top Speed [km/h] (Section)	66.1 (400m)
Race State	Finished



Sunshine Coast QLD Professional
 Race 6: PARKLANDS TAVERN Class 3 Plate - 1200m
 29 September 2024 - 15:40
 Track Rating: Soft 5, Weather: Fine, Rail Position: +2m



Section	Overall	1000m	800m	600m	400m	200m
Section Times	1:11.69 [1] (0:14.07)	0:57.62 [4] (0:11.18)	0:46.44 [3] (0:11.75)	0:34.69 [3] (0:11.77)	0:22.92 [4] (0:11.13)	0:11.79 [2] (0:11.79)
Average Speed [km/h]	51.2	64.5	61.4	61.8	64.9	60.9
Top Speed [km/h]	64.5	65.7	62.4	63.8	66.1	63.9
Avg. Dist. to Rail [m]	1.3	0.5	0.5	2.0	7.5	7.4
Avg. Stride Freq. [Hz]	2.4	2.4	2.3	2.3	2.4	2.3
Avg. Stride Length [m]	5.9	7.4	7.3	7.4	7.4	7.2



- [] Ranking at each section and finish
- .-.- No data available at this section
- NA No data available



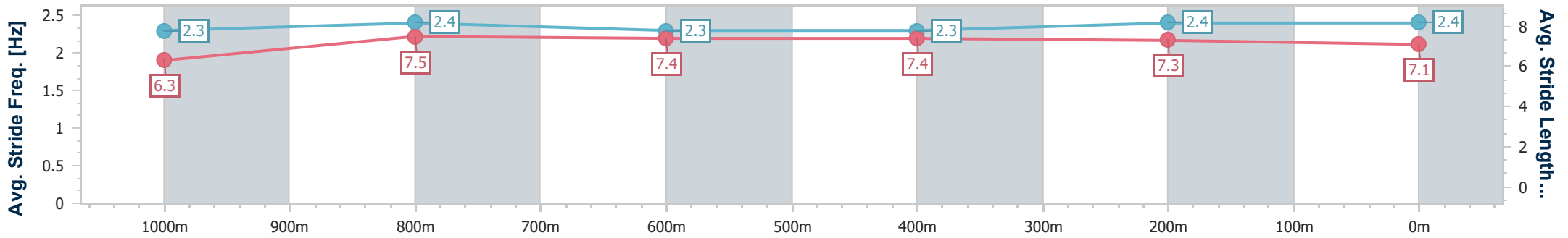
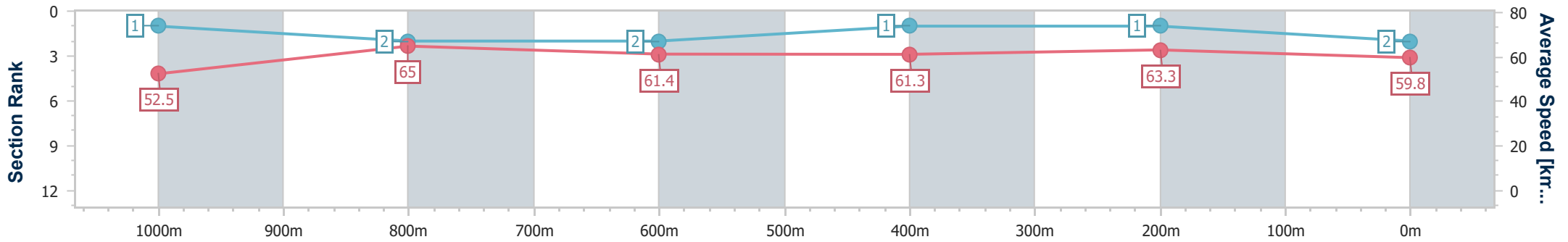
Horse/Jockey Name	Territory Ash
Final Rank	2
Fastest Section Time (Section)	0:11.17 (1000m)
Top Speed [km/h] (Section)	66.9 (1000m)
Race State	Finished



Sunshine Coast QLD Professional
 Race 6: PARKLANDS TAVERN Class 3 Plate - 1200m
 29 September 2024 - 15:40
 Track Rating: Soft 5, Weather: Fine, Rail Position: +2m



Section	Overall	1000m	800m	600m	400m	200m
Section Times	1:11.93 [2] (0:13.73)	0:58.20 [1] (0:11.17)	0:47.03 [2] (0:11.82)	0:35.21 [2] (0:11.80)	0:23.41 [1] (0:11.37)	0:12.04 [1] (0:12.04)
Average Speed [km/h]	52.5	65.0	61.4	61.3	63.3	59.8
Top Speed [km/h]	65.9	66.9	62.2	62.2	64.6	63.1
Avg. Dist. to Rail [m]	7.9	4.8	1.9	0.3	4.8	6.0
Avg. Stride Freq. [Hz]	2.3	2.4	2.3	2.3	2.4	2.4
Avg. Stride Length [m]	6.3	7.5	7.4	7.4	7.3	7.1



- [] Ranking at each section and finish
- .-.- No data available at this section
- NA No data available



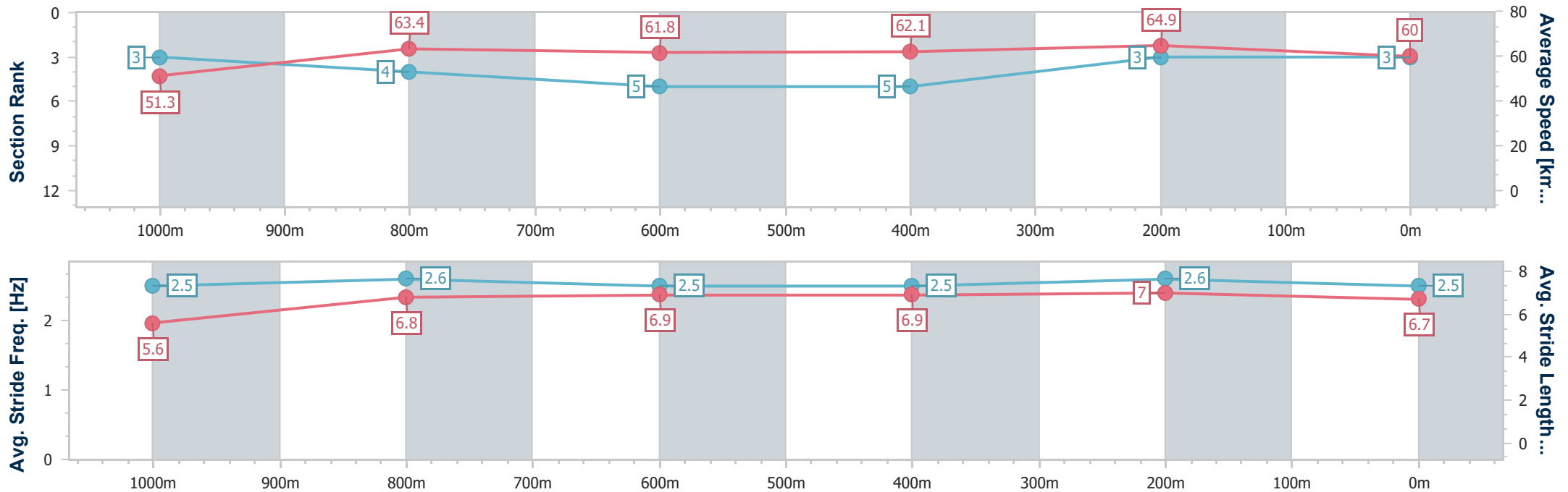
Horse/Jockey Name	Strapparsi
Final Rank	3
Fastest Section Time (Section)	0:11.10 (400m)
Top Speed [km/h] (Section)	66.2 (400m)
Race State	Finished



Sunshine Coast QLD Professional
 Race 6: PARKLANDS TAVERN Class 3 Plate - 1200m
 29 September 2024 - 15:40
 Track Rating: Soft 5, Weather: Fine, Rail Position: +2m



Section	Overall	1000m	800m	600m	400m	200m
Section Times	1:12.05 [3] (0:14.02)	0:58.03 [3] (0:11.43)	0:46.60 [4] (0:11.72)	0:34.88 [5] (0:11.83)	0:23.05 [5] (0:11.10)	0:11.95 [3] (0:11.95)
Average Speed [km/h]	51.3	63.4	61.8	62.1	64.9	60.0
Top Speed [km/h]	65.1	65.8	62.9	63.5	66.2	64.7
Avg. Dist. to Rail [m]	3.5	2.5	1.2	3.0	6.8	6.3
Avg. Stride Freq. [Hz]	2.5	2.6	2.5	2.5	2.6	2.5
Avg. Stride Length [m]	5.6	6.8	6.9	6.9	7.0	6.7



- [] Ranking at each section and finish
- .-.- No data available at this section
- NA No data available



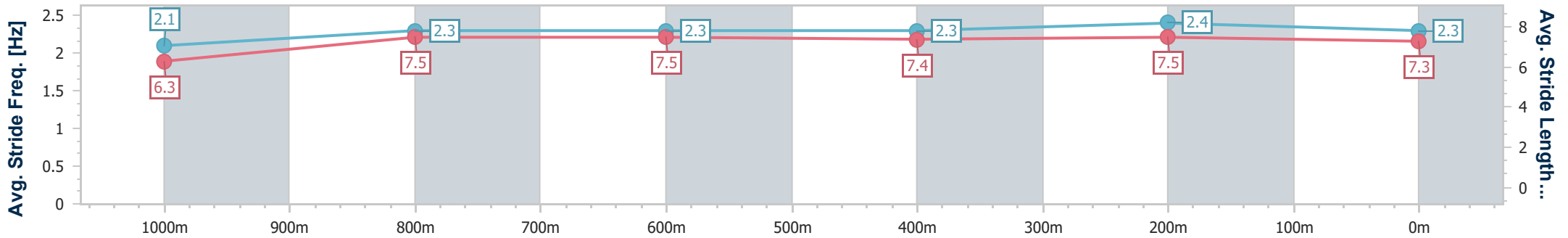
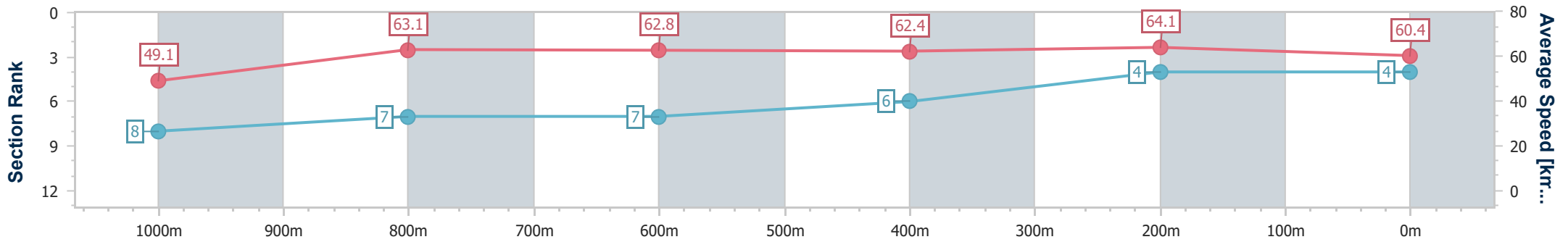
Horse/Jockey Name	Miss Tambo
Final Rank	4
Fastest Section Time (Section)	0:11.22 (400m)
Top Speed [km/h] (Section)	66.1 (400m)
Race State	Finished



Sunshine Coast QLD Professional
 Race 6: PARKLANDS TAVERN Class 3 Plate - 1200m
 29 September 2024 - 15:40
 Track Rating: Soft 5, Weather: Fine, Rail Position: +2m



Section	Overall	1000m	800m	600m	400m	200m
Section Times	1:12.20 [4] (0:14.62)	0:57.58 [8] (0:11.40)	0:46.18 [7] (0:11.44)	0:34.74 [7] (0:11.58)	0:23.16 [6] (0:11.22)	0:11.94 [4] (0:11.94)
Average Speed [km/h]	49.1	63.1	62.8	62.4	64.1	60.4
Top Speed [km/h]	64.9	64.5	64.2	63.6	66.1	64.0
Avg. Dist. to Rail [m]	4.4	0.7	0.5	0.7	4.0	4.4
Avg. Stride Freq. [Hz]	2.1	2.3	2.3	2.3	2.4	2.3
Avg. Stride Length [m]	6.3	7.5	7.5	7.4	7.5	7.3



- [] Ranking at each section and finish
- .-.- No data available at this section
- NA No data available



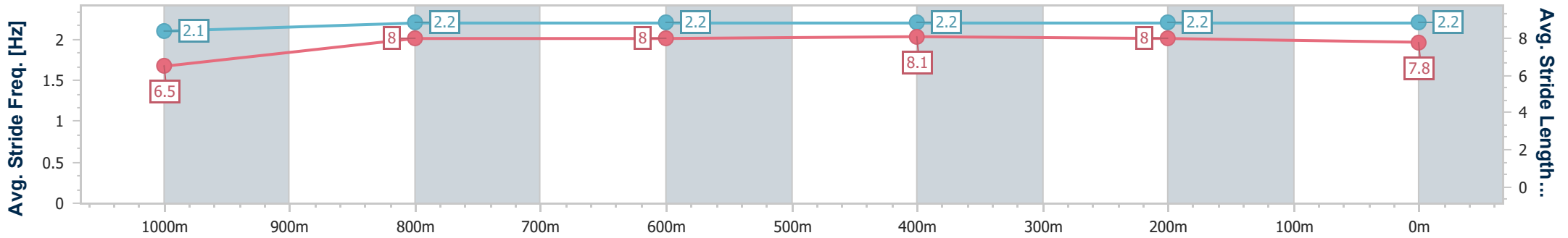
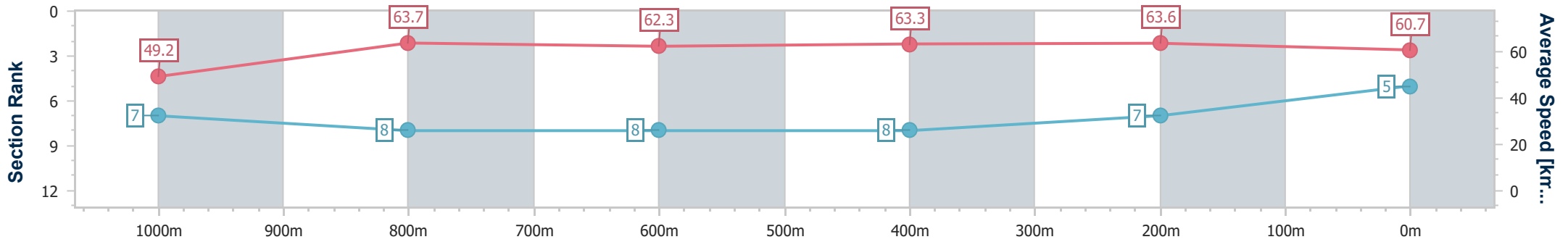
Horse/Jockey Name	Money Man
Final Rank	5
Fastest Section Time (Section)	0:11.32 (400m)
Top Speed [km/h] (Section)	64.4 (400m)
Race State	Finished



Sunshine Coast QLD Professional
 Race 6: PARKLANDS TAVERN Class 3 Plate - 1200m
 29 September 2024 - 15:40
 Track Rating: Soft 5, Weather: Fine, Rail Position: +2m



Section	Overall	1000m	800m	600m	400m	200m
Section Times	1:12.37 [5] (0:14.59)	0:57.78 [7] (0:11.45)	0:46.33 [8] (0:11.64)	0:34.69 [8] (0:11.51)	0:23.18 [8] (0:11.32)	0:11.86 [7] (0:11.86)
Average Speed [km/h]	49.2	63.7	62.3	63.3	63.6	60.7
Top Speed [km/h]	63.9	64.3	63.4	63.8	64.4	63.5
Avg. Dist. to Rail [m]	7.7	3.5	1.6	1.7	5.8	6.2
Avg. Stride Freq. [Hz]	2.1	2.2	2.2	2.2	2.2	2.2
Avg. Stride Length [m]	6.5	8.0	8.0	8.1	8.0	7.8



- [] Ranking at each section and finish
- .-.- No data available at this section
- NA No data available



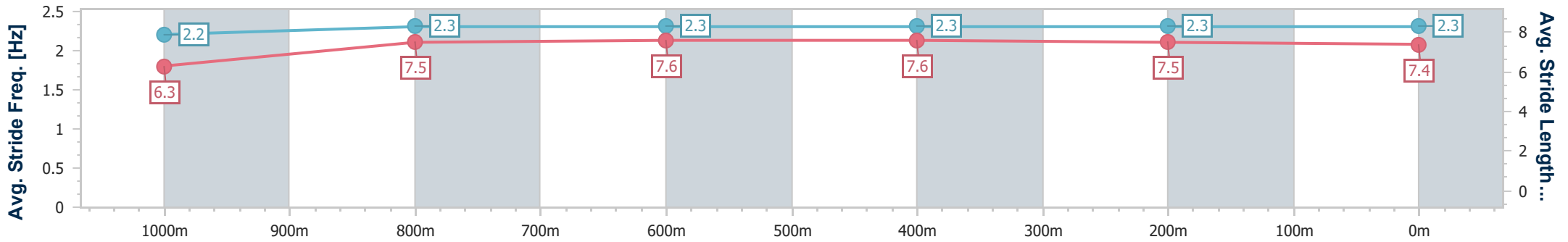
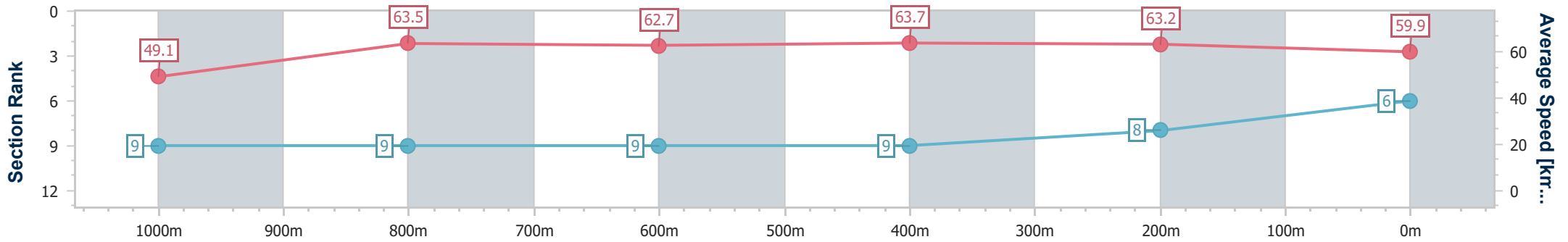
Horse/Jockey Name	Echo Hunter
Final Rank	6
Fastest Section Time (Section)	0:11.37 (400m)
Top Speed [km/h] (Section)	64.4 (600m)
Race State	Finished



Sunshine Coast QLD Professional
 Race 6: PARKLANDS TAVERN Class 3 Plate - 1200m
 29 September 2024 - 15:40
 Track Rating: Soft 5, Weather: Fine, Rail Position: +2m



Section	Overall	1000m	800m	600m	400m	200m
Section Times	1:12.60 [6] (0:14.69)	0:57.91 [9] (0:11.46)	0:46.45 [9] (0:11.64)	0:34.81 [9] (0:11.42)	0:23.39 [9] (0:11.37)	0:12.02 [8] (0:12.02)
Average Speed [km/h]	49.1	63.5	62.7	63.7	63.2	59.9
Top Speed [km/h]	63.8	64.3	64.2	64.4	64.1	62.4
Avg. Dist. to Rail [m]	5.0	3.8	2.7	1.3	5.0	6.6
Avg. Stride Freq. [Hz]	2.2	2.3	2.3	2.3	2.3	2.3
Avg. Stride Length [m]	6.3	7.5	7.6	7.6	7.5	7.4



- [] Ranking at each section and finish
- .-.- No data available at this section
- NA No data available



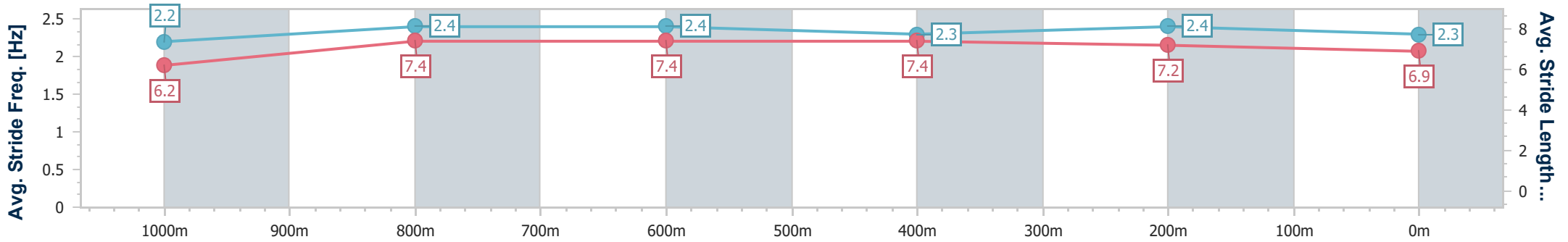
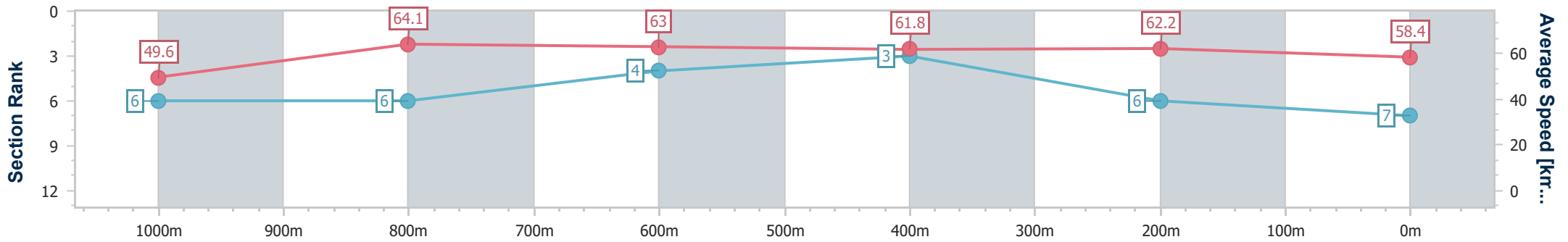
Horse/Jockey Name	Gulf Of Saros
Final Rank	7
Fastest Section Time (Section)	0:11.13 (1000m)
Top Speed [km/h] (Section)	65.5 (1000m)
Race State	Finished



Sunshine Coast QLD Professional
 Race 6: PARKLANDS TAVERN Class 3 Plate - 1200m
 29 September 2024 - 15:40
 Track Rating: Soft 5, Weather: Fine, Rail Position: +2m



Section	Overall	1000m	800m	600m	400m	200m
Section Times	1:12.69 [7] (0:14.56)	0:58.13 [6] (0:11.13)	0:47.00 [6] (0:11.40)	0:35.60 [4] (0:11.67)	0:23.93 [3] (0:11.61)	0:12.32 [6] (0:12.32)
Average Speed [km/h]	49.6	64.1	63.0	61.8	62.2	58.4
Top Speed [km/h]	63.6	65.5	64.0	62.7	62.9	61.0
Avg. Dist. to Rail [m]	0.9	1.9	1.2	0.5	3.3	3.6
Avg. Stride Freq. [Hz]	2.2	2.4	2.4	2.3	2.4	2.3
Avg. Stride Length [m]	6.2	7.4	7.4	7.4	7.2	6.9



- [] Ranking at each section and finish
- .-.- No data available at this section
- NA No data available



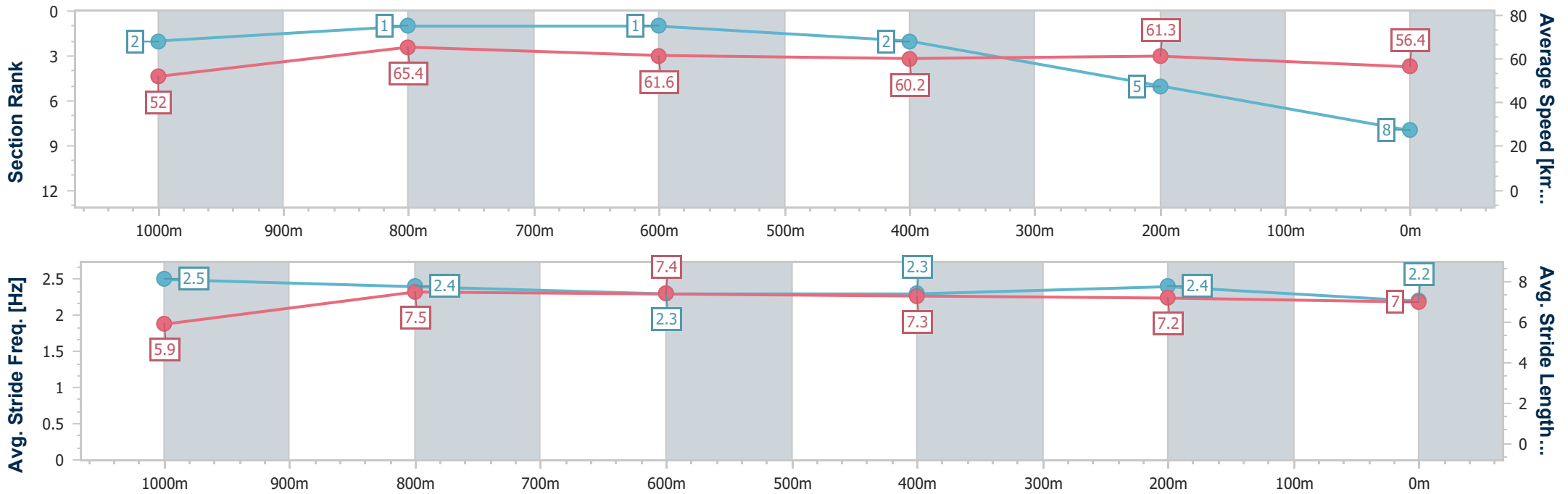
Horse/Jockey Name	A Lot Of Booty
Final Rank	8
Fastest Section Time (Section)	0:10.95 (1000m)
Top Speed [km/h] (Section)	68.0 (1000m)
Race State	Finished



Sunshine Coast QLD Professional
 Race 6: PARKLANDS TAVERN Class 3 Plate - 1200m
 29 September 2024 - 15:40
 Track Rating: Soft 5, Weather: Fine, Rail Position: +2m



Section	Overall	1000m	800m	600m	400m	200m
Section Times	1:13.08 [8] (0:13.90)	0:59.18 [2] (0:10.95)	0:48.23 [1] (0:11.73)	0:36.50 [1] (0:11.99)	0:24.51 [2] (0:11.75)	0:12.76 [5] (0:12.76)
Average Speed [km/h]	52.0	65.4	61.6	60.2	61.3	56.4
Top Speed [km/h]	67.6	68.0	63.1	62.0	62.3	59.8
Avg. Dist. to Rail [m]	2.3	1.2	0.6	1.2	3.8	2.2
Avg. Stride Freq. [Hz]	2.5	2.4	2.3	2.3	2.4	2.2
Avg. Stride Length [m]	5.9	7.5	7.4	7.3	7.2	7.0



- [] Ranking at each section and finish
- .-.- No data available at this section
- NA No data available



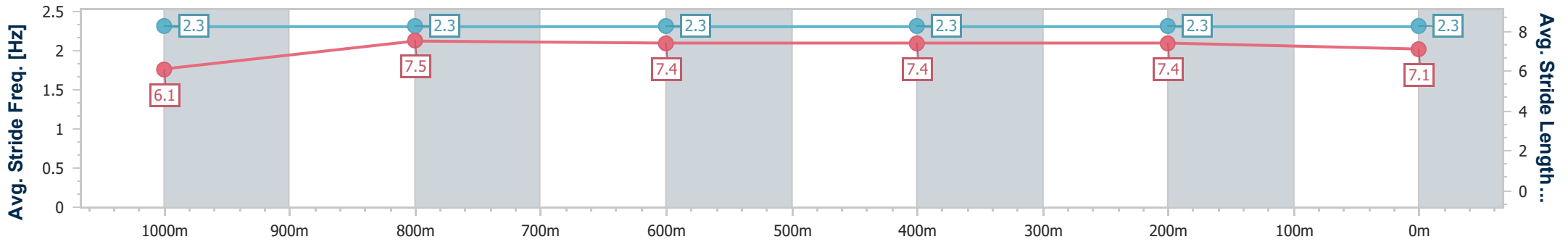
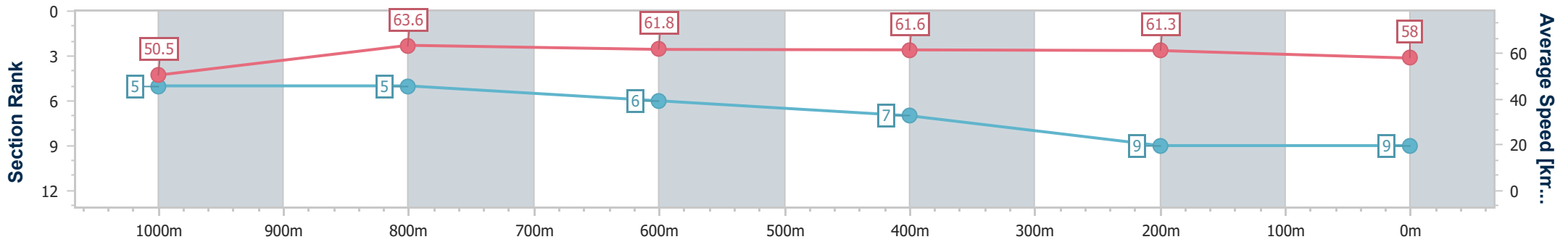
Horse/Jockey Name	Lady Falvelon
Final Rank	9
Fastest Section Time (Section)	0:11.41 (1000m)
Top Speed [km/h] (Section)	64.6 (1000m)
Race State	Finished



Sunshine Coast QLD Professional
 Race 6: PARKLANDS TAVERN Class 3 Plate - 1200m
 29 September 2024 - 15:40
 Track Rating: Soft 5, Weather: Fine, Rail Position: +2m



Section	Overall	1000m	800m	600m	400m	200m
Section Times	1:13.32 [9] (0:14.24)	0:59.08 [5] (0:11.41)	0:47.67 [5] (0:11.72)	0:35.95 [6] (0:11.77)	0:24.18 [7] (0:11.75)	0:12.43 [9] (0:12.43)
Average Speed [km/h]	50.5	63.6	61.8	61.6	61.3	58.0
Top Speed [km/h]	63.2	64.6	63.2	62.6	62.9	60.7
Avg. Dist. to Rail [m]	7.5	3.1	1.2	1.4	5.1	4.7
Avg. Stride Freq. [Hz]	2.3	2.3	2.3	2.3	2.3	2.3
Avg. Stride Length [m]	6.1	7.5	7.4	7.4	7.4	7.1



- [] Ranking at each section and finish
- .-.- No data available at this section
- NA No data available



Sunshine Coast QLD Professional

Race 7: MAEVA HOSPITALITY Class 1 Handicap - 1600m

29 September 2024 - 16:15



Track Rating: Soft 5, Weather: Fine, Rail Position: +2m

Section		Overall	1400m	1200m	1000m	800m	600m	400m	Last 600m				
Field Times		1:36.64 (0:13.26)	1:23.38 (0:11.07)	1:12.31 (0:11.32)	1:00.99 (0:12.11)	0:48.88 (0:12.57)	0:36.31 (0:12.60)	0:23.71 (0:11.81)	0:36.31				
Rank	TAB Horse/Jockey	Barrier	Top Speed [km/h]	Fastest Section									Distance Travelled [m]
1	4 MERCHANT FLYER James Orman	13	66.0 1400m	0:11.30 1400m	1:36.64 [1] (0:13.80)	1:22.84 [9] (0:11.30)	1:11.54 [9] (0:11.50)	1:00.04 [8] (0:11.97)	0:48.07 [8] (0:12.40)	0:35.67 [8] (0:12.23)	0:23.44 [5] (0:11.54)	0:35.67	
2	2 WARRANT Jasper Franklin	2	67.0 Overall	0:11.24 1400m	1:37.28 [2] (0:13.47)	1:23.81 [4] (0:11.24)	1:12.57 [7] (0:11.55)	1:01.02 [7] (0:12.00)	0:49.02 [5] (0:12.56)	0:36.46 [7] (0:12.59)	0:23.87 [9] (0:11.72)	0:36.46	-7
3	13 HEREDITARY Angela Jones	15	68.0 Overall	0:11.38 1400m	1:37.31 [3] (0:13.87)	1:23.44 [10] (0:11.38)	1:12.06 [10] (0:11.55)	1:00.51 [10] (0:12.08)	0:48.43 [10] (0:12.33)	0:36.10 [9] (0:12.15)	0:23.95 [7] (0:11.68)	0:36.10	-2
4	8 PARIS AFFAIR Sean Cormack	3	67.5 Overall	0:11.07 1400m	1:37.40 [4] (0:13.62)	1:23.78 [8] (0:11.07)	1:12.71 [6] (0:11.53)	1:01.18 [6] (0:12.09)	0:49.09 [6] (0:12.49)	0:36.60 [6] (0:12.18)	0:24.42 [3] (0:11.97)	0:36.60	-2
5	10 COOK ISLAND GIRL Rob Thorburn	16	68.7 Overall	0:11.22 1400m	1:37.73 [5] (0:14.19)	1:23.54 [12] (0:11.22)	1:12.32 [11] (0:11.47)	1:00.85 [11] (0:12.06)	0:48.79 [11] (0:12.40)	0:36.39 [11] (0:12.14)	0:24.25 [10] (0:11.68)	0:36.39	+4
6	16 CASH ARTIST Shania Willis	5	66.3 1400m	0:11.16 1400m	1:38.44 [6] (0:13.43)	1:25.01 [2] (0:11.16)	1:13.85 [5] (0:11.54)	1:02.31 [5] (0:12.18)	0:50.13 [7] (0:12.45)	0:37.68 [5] (0:12.34)	0:25.34 [4] (0:12.18)	0:37.68	+0
7	11 YOU AND I David Smith	10	67.3 Overall	0:11.14 1400m	1:38.45 [7] (0:13.26)	1:25.19 [1] (0:11.14)	1:14.05 [3] (0:11.57)	1:02.48 [3] (0:12.17)	0:50.31 [3] (0:12.54)	0:37.77 [4] (0:12.27)	0:25.50 [2] (0:12.31)	0:37.77	-3
8	17 RUDIMENTARY Micheal Hellyer	14	65.7 Overall	0:11.49 1400m	1:38.65 [8] (0:14.09)	1:24.56 [11] (0:11.49)	1:13.07 [12] (0:11.52)	1:01.55 [12] (0:12.02)	0:49.53 [12] (0:12.40)	0:37.13 [12] (0:12.13)	0:25.00 [11] (0:11.91)	0:37.13	-2
9	15 NEWMARKET MISS Brooke Ainsworth	6	68.7 Overall	0:10.97 1400m	1:38.98 [9] (0:13.52)	1:25.46 [5] (0:10.97)	1:14.49 [4] (0:11.56)	1:02.93 [4] (0:12.12)	0:50.81 [4] (0:12.46)	0:38.35 [3] (0:12.58)	0:25.77 [6] (0:12.36)	0:38.35	-7
10	12 DUMA Jai Williams	4	65.3 Overall	0:11.37 1400m	1:39.84 [10] (0:13.60)	1:26.24 [7] (0:11.37)	1:14.87 [8] (0:11.66)	1:03.21 [9] (0:12.07)	0:51.14 [9] (0:12.54)	0:38.60 [10] (0:12.48)	0:26.12 [12] (0:12.26)	0:38.60	-11

Scratched: Aichi Icon (#1), Il Toro D'oro (#9), Rock Ya (#5), Naahro (#6), Freeman (#7)

[] Ranking at each section and finish
 -:-:- No data available at this section
 NA No data available

SCN Saddle cloth number
 DNF Did not finish
 DNT Did not track



Sunshine Coast QLD Professional
Race 7: MAEVA HOSPITALITY Class 1 Handicap - 1600m
29 September 2024 - 16:15



Track Rating: Soft 5, Weather: Fine, Rail Position: +2m

Section		Overall	1400m	1200m	1000m	800m	600m	400m	Last 600m
Field Times		1:36.64 (0:13.26)	1:23.38 (0:11.07)	1:12.31 (0:11.32)	1:00.99 (0:12.11)	0:48.88 (0:12.57)	0:36.31 (0:12.60)	0:23.71 (0:11.81)	0:36.31

Rank	TAB	Horse/Jockey	Barrier	Top Speed [km/h]	Fastest Section	Overall	1400m	1200m	1000m	800m	600m	400m	Last 600m	Distance Travelled [m]
11	3	BLUMSTIEN Tiffani Brooker	8	68.9	0:10.73	1:40.16 [11] (0:13.60)	1:26.56 [6] (0:10.73)	1:15.83 [2] (0:11.40)	1:04.43 [2] (0:12.09)	0:52.34 [2] (0:12.66)	0:39.68 [2] (0:12.91)	0:26.77 [8] (0:12.84)	0:39.68	-1
12	14	IS SWEET Nikita Beriman	12	67.5	0:10.88	1:40.24 [12] (0:13.45)	1:26.79 [3] (0:10.88)	1:15.91 [1] (0:11.32)	1:04.59 [1] (0:12.11)	0:52.48 [1] (0:12.57)	0:39.91 [1] (0:12.60)	0:27.31 [1] (0:12.85)	0:39.91	-6

Scratched: Aichi Icon (#1), Il Toro D'oro (#9), Rock Ya (#5), Naahro (#6), Freeman (#7)

[] Ranking at each section and finish
 -:-:-:- No data available at this section
 NA No data available

SCN Saddle cloth number
 DNF Did not finish
 DNT Did not track



Sunshine Coast QLD Professional
Race 7: MAEVA HOSPITALITY Class 1 Handicap - 1600m
29 September 2024 - 16:15



Track Rating: Soft 5, Weather: Fine, Rail Position: +2m

Section							200m			Last 600m
Field Times							0:11.90			0:36.31
							(0:11.90)			
Rank	TAB	Horse/Jockey	Barrier	Top Speed [km/h]	Fastest Section	Margin			Distance Travelled [m]	
1	4	MERCHANT FLYER	13	66.0	0:11.30	0:11.90 [1]	1:36.64		0:35.67	
		James Orman		1400m	1400m	(0:11.90)				
2	2	WARRANT	2	67.0	0:11.24	0:12.15 [4]	3.8L		0:36.46 -7	
		Jasper Franklin		Overall	1400m	(0:12.15)				
3	13	HEREDITARY	15	68.0	0:11.38	0:12.27 [3]	3.9L		0:36.10 -2	
		Angela Jones		Overall	1400m	(0:12.27)				
4	8	PARIS AFFAIR	3	67.5	0:11.07	0:12.45 [2]	4.3L		0:36.60 -2	
		Sean Cormack		Overall	1400m	(0:12.45)				
5	10	COOK ISLAND GIRL	16	68.7	0:11.22	0:12.57 [5]	6.1L		0:36.39 +4	
		Rob Thorburn		Overall	1400m	(0:12.57)				
6	16	CASH ARTIST	5	66.3	0:11.16	0:13.16 [7]	10.1L		0:37.68 +0	
		Shania Willis		1400m	1400m	(0:13.16)				
7	11	YOU AND I	10	67.3	0:11.14	0:13.19 [6]	10.2L		0:37.77 -3	
		David Smith		Overall	1400m	(0:13.19)				
8	17	RUDIMENTARY	14	65.7	0:11.49	0:13.09 [8]	11.2L		0:37.13 -2	
		Micheal Hellyer		Overall	1400m	(0:13.09)				
9	15	NEWMARKET MISS	6	68.7	0:10.97	0:13.41 [9]	13L		0:38.35 -7	
		Brooke Ainsworth		Overall	1400m	(0:13.41)				
10	12	DUMA	4	65.3	0:11.37	0:13.86 [11]	18L		0:38.60 -11	
		Jai Williams		Overall	1400m	(0:13.86)				

Scratched: Aichi Icon (#1), Il Toro D'oro (#9), Rock Ya (#5), Naahro (#6), Freeman (#7)

[] Ranking at each section and finish
 -:-:- No data available at this section
 NA No data available
 SCN Saddle cloth number
 DNF Did not finish
 DNT Did not track



Sunshine Coast QLD Professional
Race 7: MAEVA HOSPITALITY Class 1 Handicap - 1600m
29 September 2024 - 16:15



Track Rating: Soft 5, Weather: Fine, Rail Position: +2m

Section				200m				Last 600m		
Field Times				0:11.90 (0:11.90)				0:36.31		
Rank	TAB	Horse/Jockey	Barrier	Top Speed [km/h]	Fastest Section	Margin			Distance Travelled [m]	
11	3	BLUMSTIEN	8	68.9	0:10.73	0:13.93 [12]	19.8L		0:39.68	-1
		Tiffani Brooker		Overall	1400m	(0:13.93)				
12	14	IS SWEET	12	67.5	0:10.88	0:14.46 [10]	20.1L		0:39.91	-6
		Nikita Beriman		1400m	1400m	(0:14.46)				

Scratched: Aichi Icon (#1), Il Toro D'oro (#9), Rock Ya (#5), Naahro (#6), Freeman (#7)

[] Ranking at each section and finish
 -:-:-:- No data available at this section
 NA No data available

SCN Saddle cloth number
 DNF Did not finish
 DNT Did not track



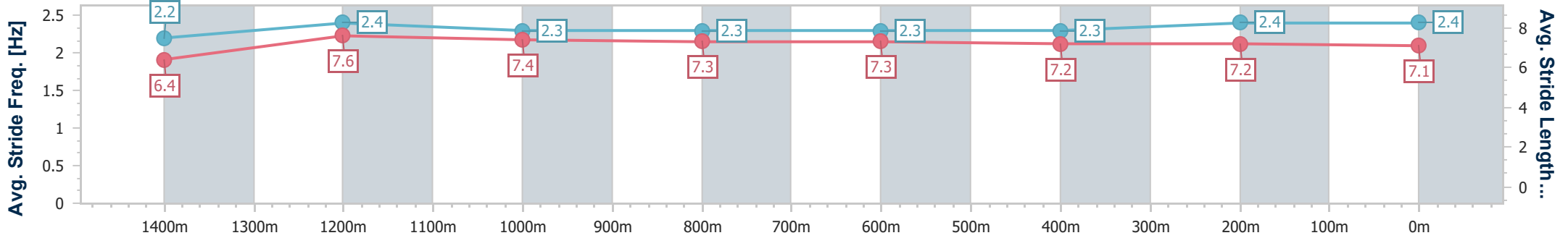
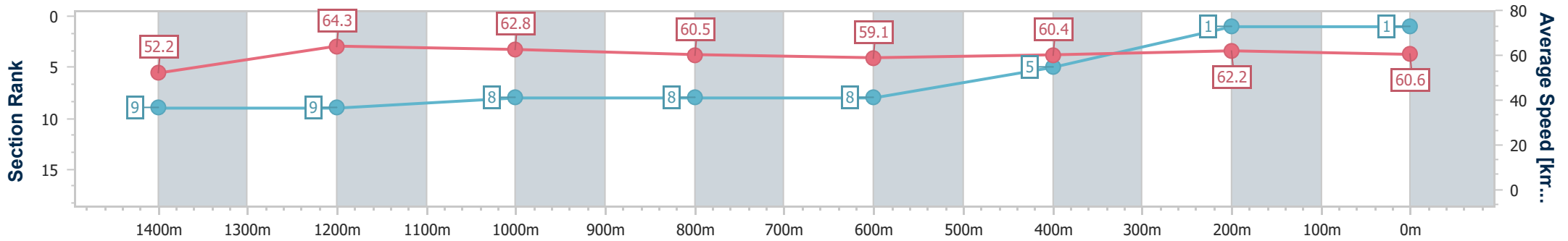
Horse/Jockey Name	Merchant Flyer
Final Rank	1
Fastest Section Time (Section)	0:11.30 (1400m)
Top Speed [km/h] (Section)	66.0 (1400m)
Race State	Finished



Sunshine Coast QLD Professional
 Race 7: MAEVA HOSPITALITY Class 1 Handicap - 1600m
 29 September 2024 - 16:15
 Track Rating: Soft 5, Weather: Fine, Rail Position: +2m



Section	Overall	1400m	1200m	1000m	800m	600m	400m	200m
Section Times	1:36.64 [1] (0:13.80)	1:22.84 [9] (0:11.30)	1:11.54 [9] (0:11.50)	1:00.04 [8] (0:11.97)	0:48.07 [8] (0:12.40)	0:35.67 [8] (0:12.23)	0:23.44 [5] (0:11.54)	0:11.90 [1] (0:11.90)
Average Speed [km/h]	52.2	64.3	62.8	60.5	59.1	60.4	62.2	60.6
Top Speed [km/h]	66.0	66.0	63.9	61.9	60.2	62.1	62.9	63.0
Avg. Dist. to Rail [m]	10.5	4.1	3.5	3.0	3.2	4.1	8.2	8.7
Avg. Stride Freq. [Hz]	2.2	2.4	2.3	2.3	2.3	2.3	2.4	2.4
Avg. Stride Length [m]	6.4	7.6	7.4	7.3	7.3	7.2	7.2	7.1



- [] Ranking at each section and finish
- .-.- No data available at this section
- NA No data available



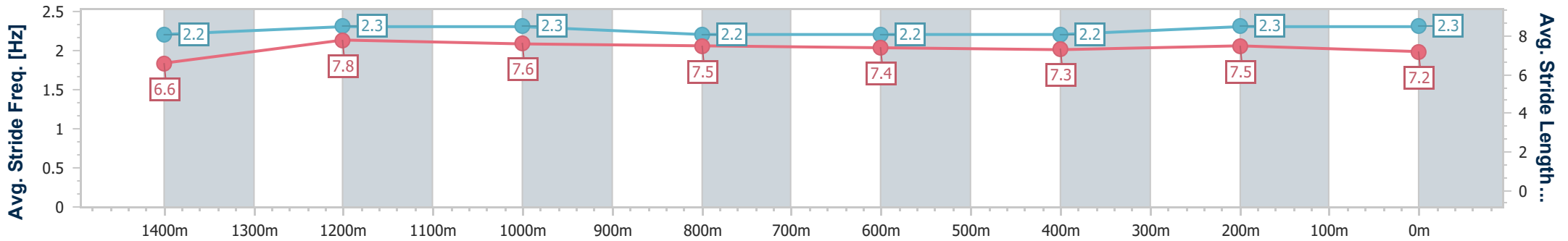
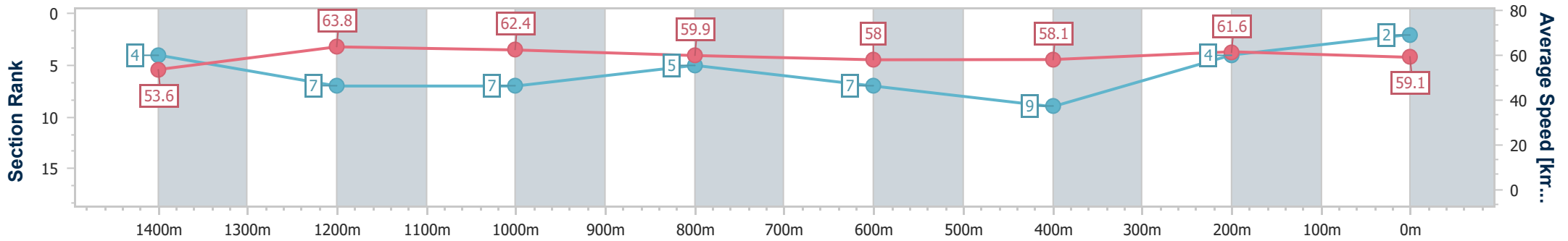
Horse/Jockey Name	Warrant
Final Rank	2
Fastest Section Time (Section)	0:11.24 (1400m)
Top Speed [km/h] (Section)	67.0 (Overall)
Race State	Finished



Sunshine Coast QLD Professional
 Race 7: MAEVA HOSPITALITY Class 1 Handicap - 1600m
 29 September 2024 - 16:15
 Track Rating: Soft 5, Weather: Fine, Rail Position: +2m



Section	Overall	1400m	1200m	1000m	800m	600m	400m	200m
Section Times	1:37.28 [2] (0:13.47)	1:23.81 [4] (0:11.24)	1:12.57 [7] (0:11.55)	1:01.02 [7] (0:12.00)	0:49.02 [5] (0:12.56)	0:36.46 [7] (0:12.59)	0:23.87 [9] (0:11.72)	0:12.15 [4] (0:12.15)
Average Speed [km/h]	53.6	63.8	62.4	59.9	58.0	58.1	61.6	59.1
Top Speed [km/h]	67.0	65.7	63.5	62.1	58.9	60.4	62.4	61.1
Avg. Dist. to Rail [m]	1.2	0.7	0.5	1.0	1.9	3.3	4.6	3.5
Avg. Stride Freq. [Hz]	2.2	2.3	2.3	2.2	2.2	2.2	2.3	2.3
Avg. Stride Length [m]	6.6	7.8	7.6	7.5	7.4	7.3	7.5	7.2



- [] Ranking at each section and finish
- .-.-.- No data available at this section
- NA No data available



Horse/Jockey Name	Hereditary
Final Rank	3
Fastest Section Time (Section)	0:11.38 (1400m)
Top Speed [km/h] (Section)	68.0 (Overall)
Race State	Finished



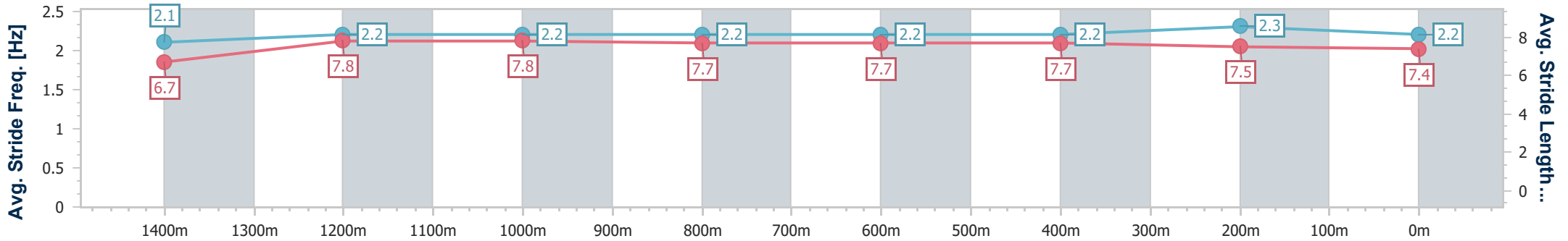
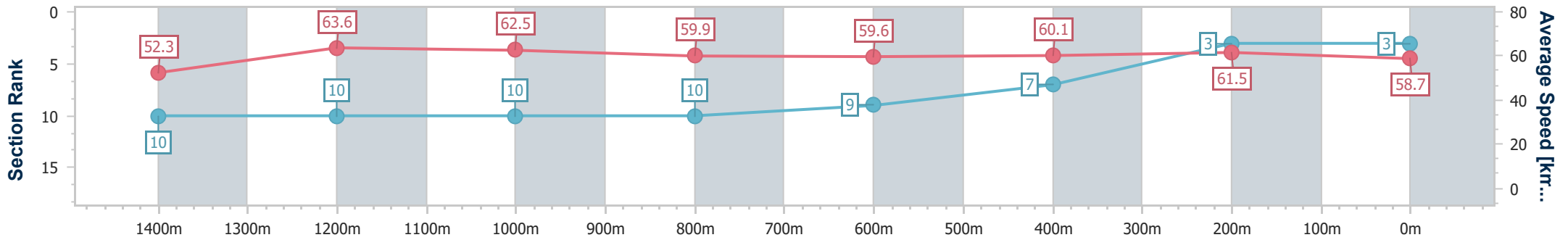
Sunshine Coast QLD Professional
Race 7: MAEVA HOSPITALITY Class 1 Handicap - 1600m



29 September 2024 - 16:15

Track Rating: Soft 5, Weather: Fine, Rail Position: +2m

Section	Overall	1400m	1200m	1000m	800m	600m	400m	200m
Section Times	1:37.31 [3] (0:13.87)	1:23.44 [10] (0:11.38)	1:12.06 [10] (0:11.55)	1:00.51 [10] (0:12.08)	0:48.43 [10] (0:12.33)	0:36.10 [9] (0:12.15)	0:23.95 [7] (0:11.68)	0:12.27 [3] (0:12.27)
Average Speed [km/h]	52.3	63.6	62.5	59.9	59.6	60.1	61.5	58.7
Top Speed [km/h]	68.0	67.7	63.8	61.8	60.2	60.9	62.7	60.8
Avg. Dist. to Rail [m]	9.8	2.7	2.6	2.6	2.7	2.4	4.3	4.2
Avg. Stride Freq. [Hz]	2.1	2.2	2.2	2.2	2.2	2.2	2.3	2.2
Avg. Stride Length [m]	6.7	7.8	7.8	7.7	7.7	7.7	7.5	7.4



- [] Ranking at each section and finish
- .-.- No data available at this section
- NA No data available



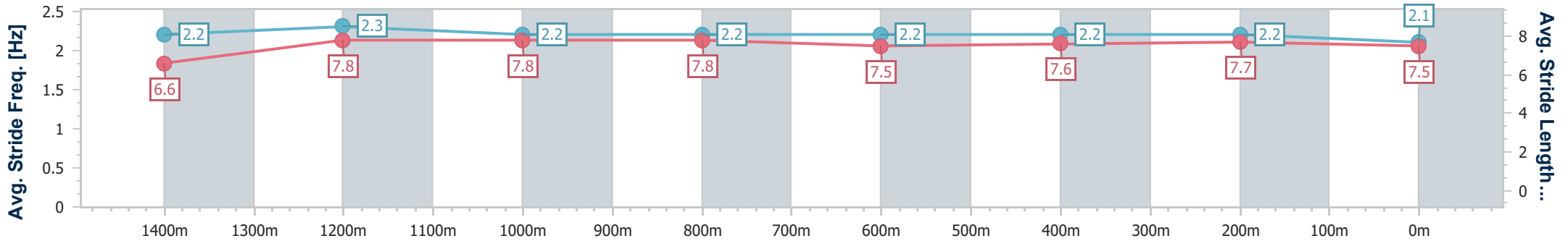
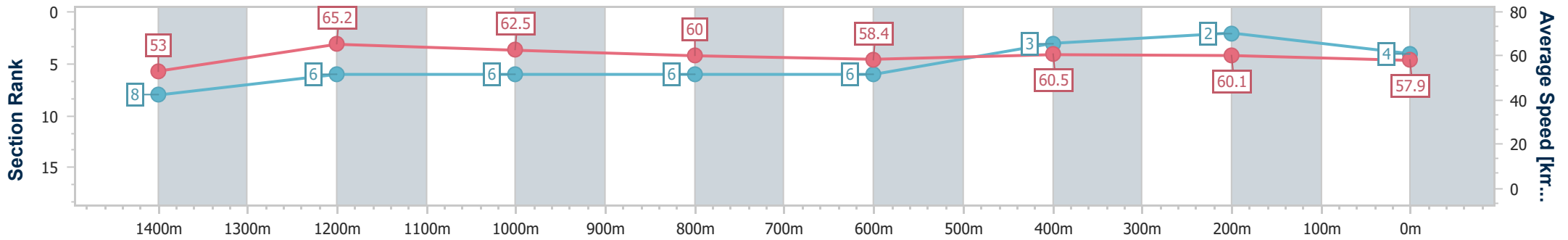
Horse/Jockey Name	Paris Affair
Final Rank	4
Fastest Section Time (Section)	0:11.07 (1400m)
Top Speed [km/h] (Section)	67.5 (Overall)
Race State	Finished



Sunshine Coast QLD Professional
 Race 7: MAEVA HOSPITALITY Class 1 Handicap - 1600m
 29 September 2024 - 16:15
 Track Rating: Soft 5, Weather: Fine, Rail Position: +2m



Section	Overall	1400m	1200m	1000m	800m	600m	400m	200m					
Section Times	1:37.40 [4] (0:13.62)	1:23.78 [8] (0:11.07)	1:12.71 [6] (0:11.53)	1:01.18 [6] (0:12.09)	0:49.09 [6] (0:12.49)	0:36.60 [6] (0:12.18)	0:24.42 [3] (0:11.97)	0:12.45 [2] (0:12.45)					
Average Speed [km/h]	53.0	65.2	62.5	60.0	58.4	60.5	60.1	57.9					
Top Speed [km/h]	67.5	66.9	64.5	62.2	59.6	62.1	60.8	59.9					
Avg. Dist. to Rail [m]	2.9	1.5	1.5	1.7	2.8	3.6	6.4	6.0					
Avg. Stride Freq. [Hz]	2.2	2.3	2.2	2.2	2.2	2.2	2.2	2.1					
Avg. Stride Length [m]	6.6	7.8	7.8	7.8	7.5	7.6	7.7	7.5					



- [] Ranking at each section and finish
- .-.- No data available at this section
- NA No data available



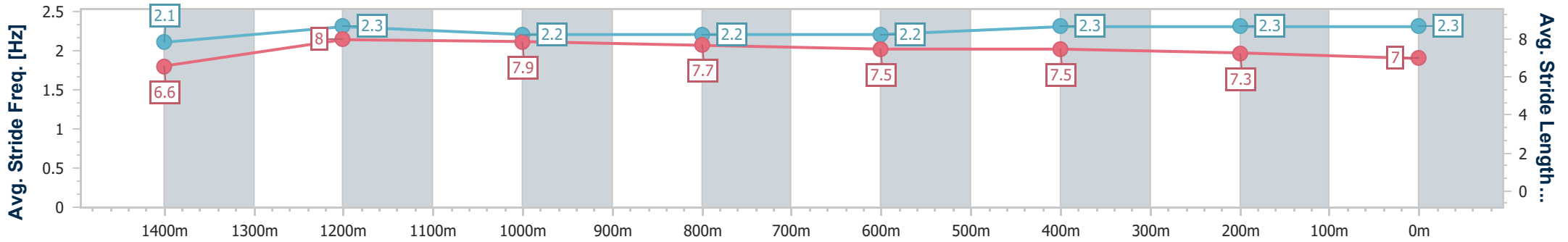
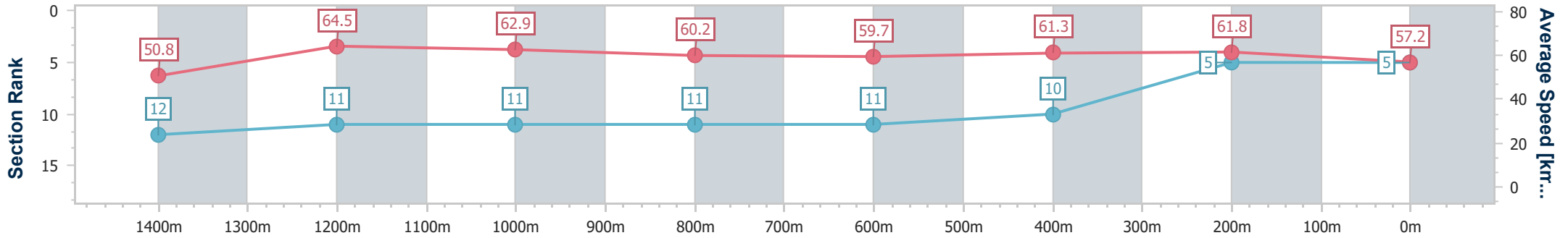
Horse/Jockey Name	Cook Island Girl
Final Rank	5
Fastest Section Time (Section)	0:11.22 (1400m)
Top Speed [km/h] (Section)	68.7 (Overall)
Race State	Finished



Sunshine Coast QLD Professional
 Race 7: MAEVA HOSPITALITY Class 1 Handicap - 1600m
 29 September 2024 - 16:15
 Track Rating: Soft 5, Weather: Fine, Rail Position: +2m



Section	Overall	1400m	1200m	1000m	800m	600m	400m	200m
Section Times	1:37.73 [5] (0:14.19)	1:23.54 [12] (0:11.22)	1:12.32 [11] (0:11.47)	1:00.85 [11] (0:12.06)	0:48.79 [11] (0:12.40)	0:36.39 [11] (0:12.14)	0:24.25 [10] (0:11.68)	0:12.57 [5] (0:12.57)
Average Speed [km/h]	50.8	64.5	62.9	60.2	59.7	61.3	61.8	57.2
Top Speed [km/h]	68.7	68.6	64.0	61.9	61.1	62.5	62.7	60.2
Avg. Dist. to Rail [m]	12.6	2.7	3.1	3.5	4.7	6.0	10.2	9.2
Avg. Stride Freq. [Hz]	2.1	2.3	2.2	2.2	2.2	2.3	2.3	2.3
Avg. Stride Length [m]	6.6	8.0	7.9	7.7	7.5	7.5	7.3	7.0



- [] Ranking at each section and finish
- .-.- No data available at this section
- NA No data available



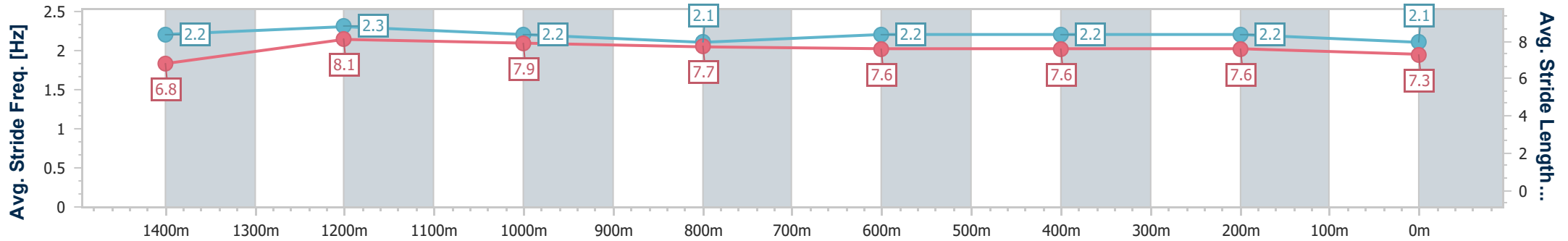
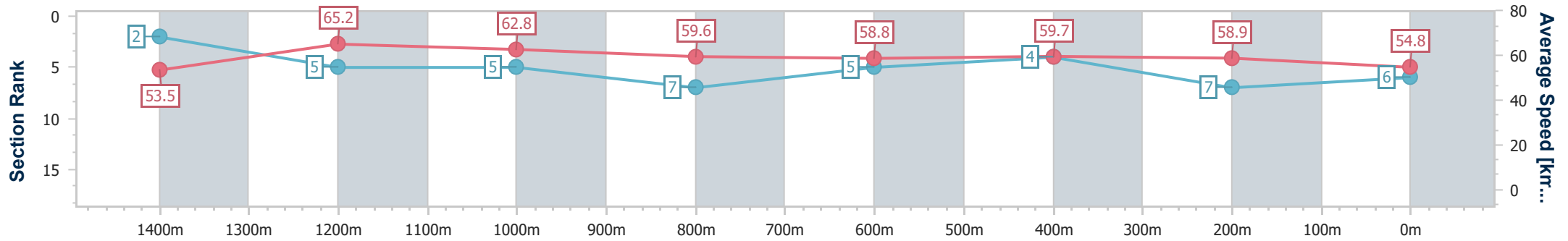
Horse/Jockey Name	Cash Artist
Final Rank	6
Fastest Section Time (Section)	0:11.16 (1400m)
Top Speed [km/h] (Section)	66.3 (1400m)
Race State	Finished



Sunshine Coast QLD Professional
 Race 7: MAEVA HOSPITALITY Class 1 Handicap - 1600m
 29 September 2024 - 16:15
 Track Rating: Soft 5, Weather: Fine, Rail Position: +2m



Section	Overall	1400m	1200m	1000m	800m	600m	400m	200m
Section Times	1:38.44 [6] (0:13.43)	1:25.01 [2] (0:11.16)	1:13.85 [5] (0:11.54)	1:02.31 [5] (0:12.18)	0:50.13 [7] (0:12.45)	0:37.68 [5] (0:12.34)	0:25.34 [4] (0:12.18)	0:13.16 [7] (0:13.16)
Average Speed [km/h]	53.5	65.2	62.8	59.6	58.8	59.7	58.9	54.8
Top Speed [km/h]	66.1	66.3	64.6	61.7	59.7	60.0	59.7	57.9
Avg. Dist. to Rail [m]	6.7	4.6	4.3	3.9	2.8	3.5	7.1	8.4
Avg. Stride Freq. [Hz]	2.2	2.3	2.2	2.1	2.2	2.2	2.2	2.1
Avg. Stride Length [m]	6.8	8.1	7.9	7.7	7.6	7.6	7.6	7.3



- [] Ranking at each section and finish
- .-.- No data available at this section
- NA No data available



Horse/Jockey Name	You And I
Final Rank	7
Fastest Section Time (Section)	0:11.14 (1400m)
Top Speed [km/h] (Section)	67.3 (Overall)
Race State	Finished



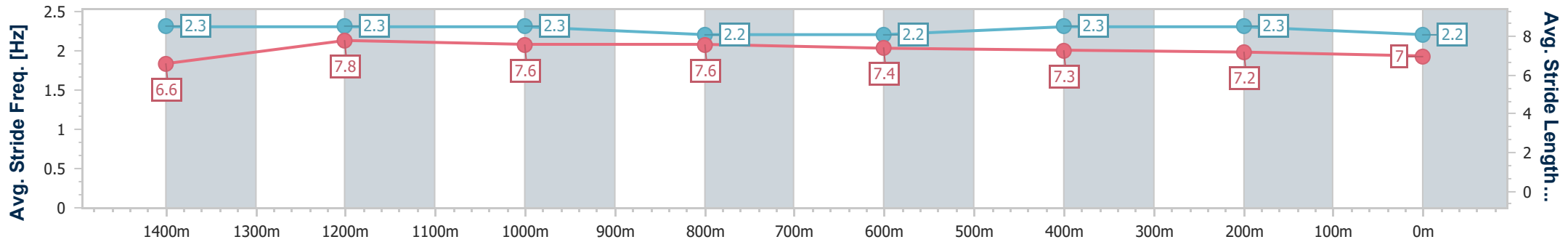
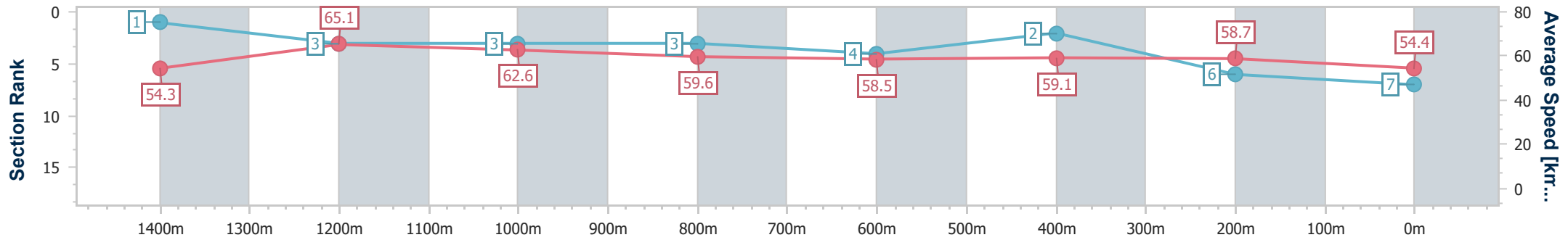
Sunshine Coast QLD Professional
Race 7: MAEVA HOSPITALITY Class 1 Handicap - 1600m



29 September 2024 - 16:15

Track Rating: Soft 5, Weather: Fine, Rail Position: +2m

Section	Overall	1400m	1200m	1000m	800m	600m	400m	200m
Section Times	1:38.45 [7] (0:13.26)	1:25.19 [1] (0:11.14)	1:14.05 [3] (0:11.57)	1:02.48 [3] (0:12.17)	0:50.31 [3] (0:12.54)	0:37.77 [4] (0:12.27)	0:25.50 [2] (0:12.31)	0:13.19 [6] (0:13.19)
Average Speed [km/h]	54.3	65.1	62.6	59.6	58.5	59.1	58.7	54.4
Top Speed [km/h]	67.3	67.0	63.8	61.3	59.7	59.7	60.0	57.3
Avg. Dist. to Rail [m]	9.2	3.5	4.3	4.2	2.9	1.4	4.7	6.8
Avg. Stride Freq. [Hz]	2.3	2.3	2.3	2.2	2.2	2.3	2.3	2.2
Avg. Stride Length [m]	6.6	7.8	7.6	7.6	7.4	7.3	7.2	7.0



- [] Ranking at each section and finish
- :-:- No data available at this section
- NA No data available



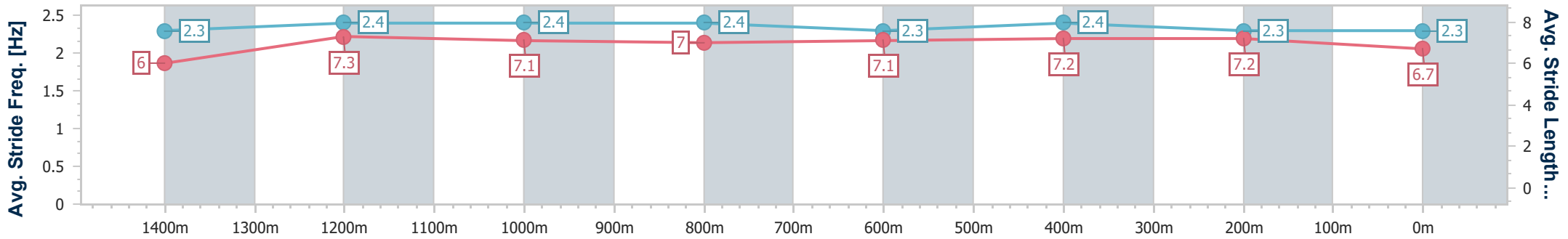
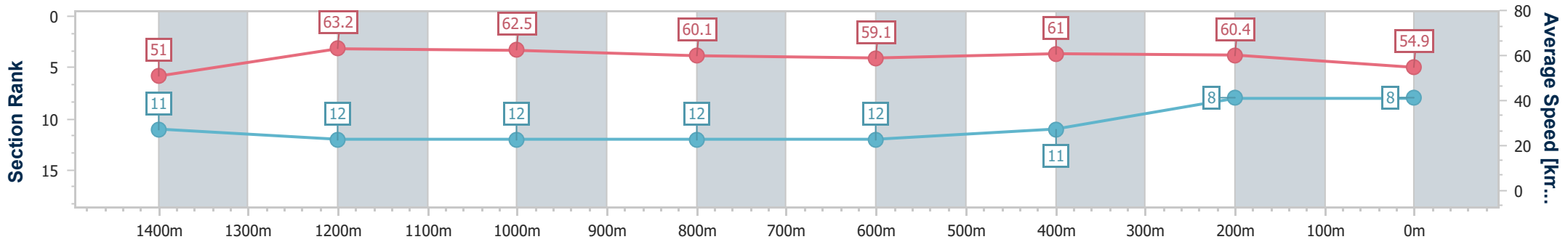
Horse/Jockey Name	Rudimentary
Final Rank	8
Fastest Section Time (Section)	0:11.49 (1400m)
Top Speed [km/h] (Section)	65.7 (Overall)
Race State	Finished



Sunshine Coast QLD Professional
 Race 7: MAEVA HOSPITALITY Class 1 Handicap - 1600m
 29 September 2024 - 16:15
 Track Rating: Soft 5, Weather: Fine, Rail Position: +2m



Section	Overall	1400m	1200m	1000m	800m	600m	400m	200m
Section Times	1:38.65 [8] (0:14.09)	1:24.56 [11] (0:11.49)	1:13.07 [12] (0:11.52)	1:01.55 [12] (0:12.02)	0:49.53 [12] (0:12.40)	0:37.13 [12] (0:12.13)	0:25.00 [11] (0:11.91)	0:13.09 [8] (0:13.09)
Average Speed [km/h]	51.0	63.2	62.5	60.1	59.1	61.0	60.4	54.9
Top Speed [km/h]	65.7	65.7	63.8	62.4	60.3	62.1	61.5	58.9
Avg. Dist. to Rail [m]	10.6	3.1	0.7	0.9	2.8	4.4	9.0	11.3
Avg. Stride Freq. [Hz]	2.3	2.4	2.4	2.4	2.3	2.4	2.3	2.3
Avg. Stride Length [m]	6.0	7.3	7.1	7.0	7.1	7.2	7.2	6.7



- [] Ranking at each section and finish
- .-.- No data available at this section
- NA No data available



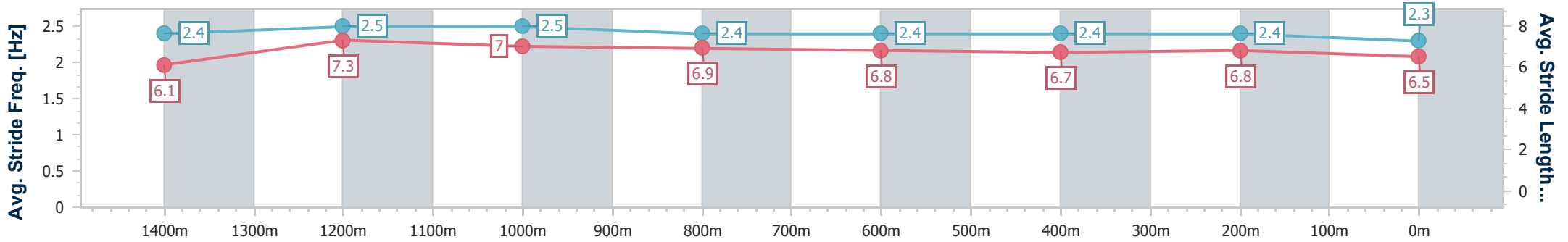
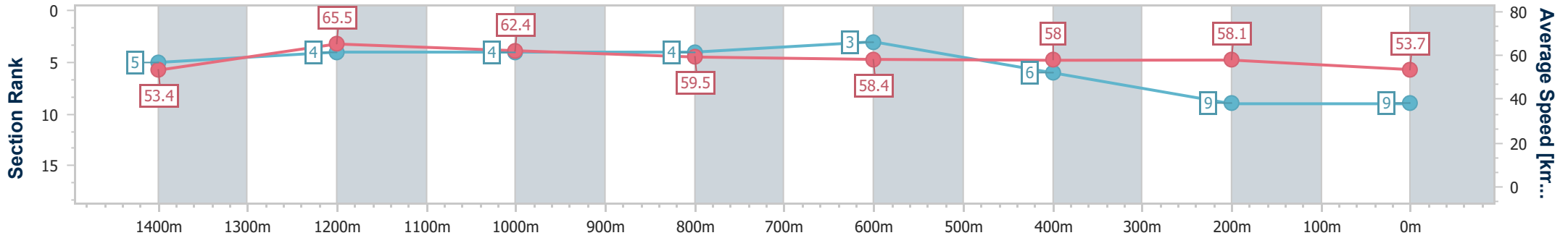
Horse/Jockey Name	Newmarket Miss
Final Rank	9
Fastest Section Time (Section)	0:10.97 (1400m)
Top Speed [km/h] (Section)	68.7 (Overall)
Race State	Finished



Sunshine Coast QLD Professional
 Race 7: MAEVA HOSPITALITY Class 1 Handicap - 1600m
 29 September 2024 - 16:15
 Track Rating: Soft 5, Weather: Fine, Rail Position: +2m



Section	Overall	1400m	1200m	1000m	800m	600m	400m	200m
Section Times	1:38.98 [9] (0:13.52)	1:25.46 [5] (0:10.97)	1:14.49 [4] (0:11.56)	1:02.93 [4] (0:12.12)	0:50.81 [4] (0:12.46)	0:38.35 [3] (0:12.58)	0:25.77 [6] (0:12.36)	0:13.41 [9] (0:13.41)
Average Speed [km/h]	53.4	65.5	62.4	59.5	58.4	58.0	58.1	53.7
Top Speed [km/h]	68.7	67.6	64.7	61.6	59.3	58.7	59.5	56.2
Avg. Dist. to Rail [m]	5.8	0.6	1.8	1.3	1.8	1.5	2.4	3.1
Avg. Stride Freq. [Hz]	2.4	2.5	2.5	2.4	2.4	2.4	2.4	2.3
Avg. Stride Length [m]	6.1	7.3	7.0	6.9	6.8	6.7	6.8	6.5



- [] Ranking at each section and finish
- .-.- No data available at this section
- NA No data available



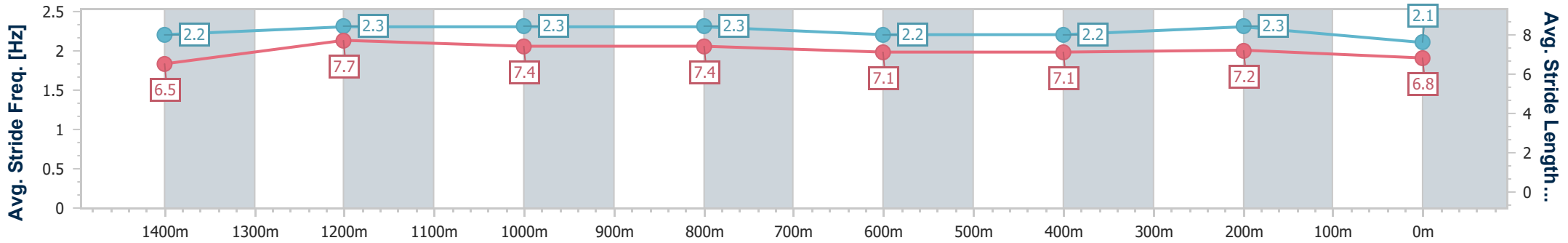
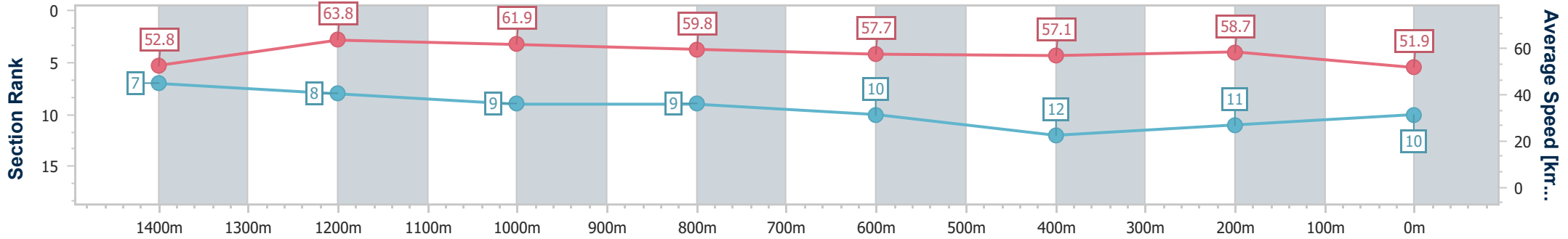
Horse/Jockey Name	Duma
Final Rank	10
Fastest Section Time (Section)	0:11.37 (1400m)
Top Speed [km/h] (Section)	65.3 (Overall)
Race State	Finished



Sunshine Coast QLD Professional
 Race 7: MAEVA HOSPITALITY Class 1 Handicap - 1600m
 29 September 2024 - 16:15
 Track Rating: Soft 5, Weather: Fine, Rail Position: +2m



Section	Overall	1400m	1200m	1000m	800m	600m	400m	200m
Section Times	1:39.84 [10] (0:13.60)	1:26.24 [7] (0:11.37)	1:14.87 [8] (0:11.66)	1:03.21 [9] (0:12.07)	0:51.14 [9] (0:12.54)	0:38.60 [10] (0:12.48)	0:26.12 [12] (0:12.26)	0:13.86 [11] (0:13.86)
Average Speed [km/h]	52.8	63.8	61.9	59.8	57.7	57.1	58.7	51.9
Top Speed [km/h]	65.3	64.8	64.1	62.0	58.5	59.7	61.2	56.6
Avg. Dist. to Rail [m]	5.3	2.7	1.7	1.1	0.7	1.7	1.4	3.2
Avg. Stride Freq. [Hz]	2.2	2.3	2.3	2.3	2.2	2.2	2.3	2.1
Avg. Stride Length [m]	6.5	7.7	7.4	7.4	7.1	7.1	7.2	6.8



- [] Ranking at each section and finish
- .-.- No data available at this section
- NA No data available



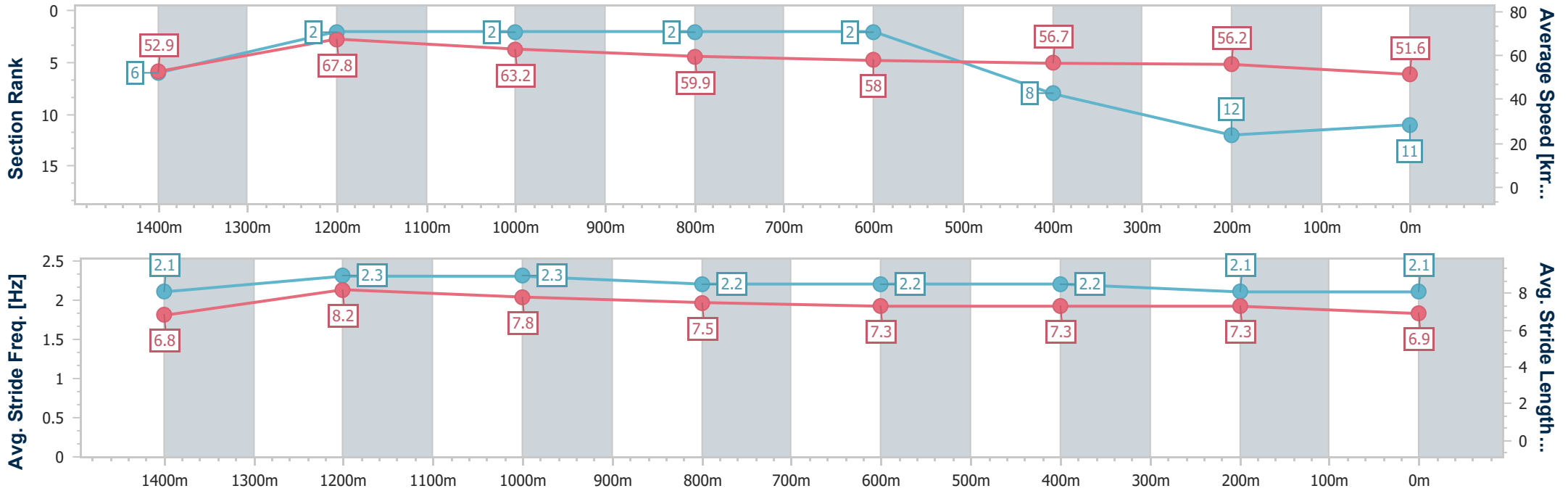
Horse/Jockey Name	Blumstien
Final Rank	11
Fastest Section Time (Section)	0:10.73 (1400m)
Top Speed [km/h] (Section)	68.9 (Overall)
Race State	Finished



Sunshine Coast QLD Professional
 Race 7: MAEVA HOSPITALITY Class 1 Handicap - 1600m
 29 September 2024 - 16:15
 Track Rating: Soft 5, Weather: Fine, Rail Position: +2m



Section	Overall	1400m	1200m	1000m	800m	600m	400m	200m
Section Times	1:40.16 [11] (0:13.60)	1:26.56 [6] (0:10.73)	1:15.83 [2] (0:11.40)	1:04.43 [2] (0:12.09)	0:52.34 [2] (0:12.66)	0:39.68 [2] (0:12.91)	0:26.77 [8] (0:12.84)	0:13.93 [12] (0:13.93)
Average Speed [km/h]	52.9	67.8	63.2	59.9	58.0	56.7	56.2	51.6
Top Speed [km/h]	68.9	68.8	65.6	62.2	59.2	58.5	57.7	54.2
Avg. Dist. to Rail [m]	8.3	3.9	3.2	1.5	3.1	3.0	4.5	4.0
Avg. Stride Freq. [Hz]	2.1	2.3	2.3	2.2	2.2	2.2	2.1	2.1
Avg. Stride Length [m]	6.8	8.2	7.8	7.5	7.3	7.3	7.3	6.9



- [] Ranking at each section and finish
- .-.- No data available at this section
- NA No data available



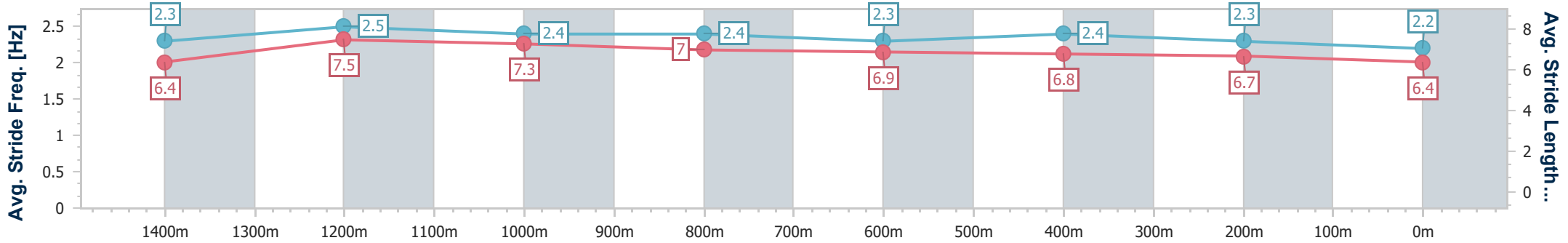
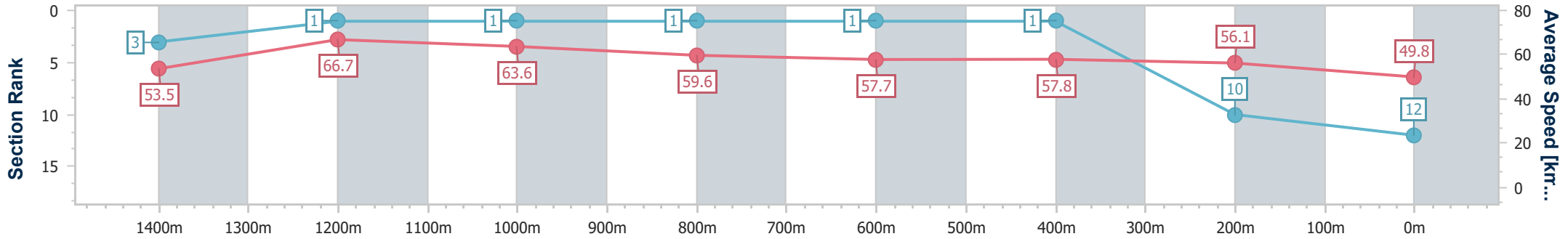
Horse/Jockey Name	Is Sweet
Final Rank	12
Fastest Section Time (Section)	0:10.88 (1400m)
Top Speed [km/h] (Section)	67.5 (1400m)
Race State	Finished



Sunshine Coast QLD Professional
 Race 7: MAEVA HOSPITALITY Class 1 Handicap - 1600m
 29 September 2024 - 16:15
 Track Rating: Soft 5, Weather: Fine, Rail Position: +2m



Section	Overall	1400m	1200m	1000m	800m	600m	400m	200m
Section Times	1:40.24 [12] (0:13.45)	1:26.79 [3] (0:10.88)	1:15.91 [1] (0:11.32)	1:04.59 [1] (0:12.11)	0:52.48 [1] (0:12.57)	0:39.91 [1] (0:12.60)	0:27.31 [1] (0:12.85)	0:14.46 [10] (0:14.46)
Average Speed [km/h]	53.5	66.7	63.6	59.6	57.7	57.8	56.1	49.8
Top Speed [km/h]	67.0	67.5	66.0	62.2	58.4	59.4	58.4	54.1
Avg. Dist. to Rail [m]	10.1	2.5	1.9	0.4	1.4	1.8	3.3	5.4
Avg. Stride Freq. [Hz]	2.3	2.5	2.4	2.4	2.3	2.4	2.3	2.2
Avg. Stride Length [m]	6.4	7.5	7.3	7.0	6.9	6.8	6.7	6.4



- [] Ranking at each section and finish
- .-.-.- No data available at this section
- NA No data available