



# Toowoomba QLD Professional

## Race 9: K&R PLUMBING SUPPLIES BENCHMARK 80 Handicap - 1625m

28 September 2024 - 18:55



Track Rating: Heavy 8, Weather: Overcast, Rail Position: True

Section														
Field Times	Overall	1400m	1200m	1000m	800m	600m	400m	Last 600m						
	1:40.03 (0:14.80)	1:25.23 (0:11.23)	1:14.00 (0:11.83)	1:02.17 (0:12.18)	0:49.99 (0:12.39)	0:37.60 (0:12.59)	0:25.01 (0:12.63)	0:37.60						
Rank	TAB	Horse/Jockey	Barrier	Top Speed [km/h]	Fastest Section	Overall	1400m	1200m	1000m	800m	600m	400m	Last 600m	Distance Travelled [m]
1	10	TALK TIME Andrew Mallyon	10	68.1	0:11.61	1:40.03 [1] (0:15.31)	1:24.72 [8] (0:11.61)	1:13.11 [9] (0:11.91)	1:01.20 [9] (0:12.21)	0:48.99 [8] (0:12.08)	0:36.91 [7] (0:12.33)	0:24.58 [6] (0:12.20)	0:36.91	
2	4	AWASH Ryan Maloney	11	66.8	0:11.48	1:40.59 [2] (0:15.14)	1:25.45 [7] (0:11.48)	1:13.97 [7] (0:11.90)	1:02.07 [6] (0:12.32)	0:49.75 [6] (0:12.11)	0:37.64 [6] (0:12.30)	0:25.34 [3] (0:12.77)	0:37.64	-3
3	9	REDWOOD SHADOW Ron Stewart	12	66.9	0:11.50	1:40.70 [3] (0:15.58)	1:25.12 [10] (0:11.50)	1:13.62 [10] (0:11.98)	1:01.64 [10] (0:12.20)	0:49.44 [10] (0:12.13)	0:37.31 [10] (0:12.44)	0:24.87 [10] (0:12.42)	0:37.31	-3
4	12	SKATER Tahlia Fenlon	13	68.3	0:11.21	1:41.11 [4] (0:15.01)	1:26.10 [5] (0:11.21)	1:14.89 [3] (0:11.85)	1:03.04 [3] (0:12.26)	0:50.78 [3] (0:12.20)	0:38.58 [3] (0:12.49)	0:26.09 [1] (0:12.79)	0:38.58	+0
5	5	TUHINGA Georgina Cartwright	3	65.6	0:11.42	1:41.67 [5] (0:14.91)	1:26.76 [3] (0:11.42)	1:15.34 [4] (0:11.92)	1:03.42 [4] (0:12.36)	0:51.06 [4] (0:12.14)	0:38.92 [4] (0:12.43)	0:26.49 [2] (0:13.07)	0:38.92	-5
6	2	KERCHAK Dan McGillivray	8	66.3	0:11.47	1:41.69 [6] (0:15.08)	1:26.61 [6] (0:11.47)	1:15.14 [6] (0:12.03)	1:03.11 [7] (0:12.42)	0:50.69 [7] (0:12.15)	0:38.54 [8] (0:12.65)	0:25.89 [9] (0:12.84)	0:38.54	-7
7	13	SPRAY GUN Angela Jones	2	66.4	0:11.52	1:41.74 [7] (0:14.98)	1:26.76 [4] (0:11.52)	1:15.24 [5] (0:11.85)	1:03.39 [5] (0:12.32)	0:51.07 [5] (0:12.25)	0:38.82 [5] (0:12.66)	0:26.16 [7] (0:13.06)	0:38.82	-12
8	11	IT'SMEMARIO Nozi Tomizawa	9	67.8	0:11.39	1:42.01 [8] (0:15.35)	1:26.66 [9] (0:11.39)	1:15.27 [8] (0:12.00)	1:03.27 [8] (0:12.35)	0:50.92 [9] (0:12.11)	0:38.81 [9] (0:12.48)	0:26.33 [8] (0:12.93)	0:38.81	-11
9	8	PEPPERDINE Emily Lang	5	67.8	0:11.32	1:42.16 [9] (0:14.82)	1:27.34 [2] (0:11.32)	1:16.02 [2] (0:11.85)	1:04.17 [2] (0:12.21)	0:51.96 [2] (0:12.32)	0:39.64 [2] (0:12.86)	0:26.78 [5] (0:13.16)	0:39.64	-10
10	1	WITHOUT REVENGE Les Tilley	4	67.0	0:11.23	1:42.48 [10] (0:14.80)	1:27.68 [1] (0:11.23)	1:16.45 [1] (0:11.83)	1:04.62 [1] (0:12.18)	0:52.44 [1] (0:12.39)	0:40.05 [1] (0:12.85)	0:27.20 [4] (0:13.38)	0:40.05	-16

Scratched: Heleva Deel (#7), Koruto (#3), Menazzi (#6)

[ ] Ranking at each section and finish  
 -:-:- No data available at this section  
 NA No data available

SCN Saddle cloth number  
 DNF Did not finish  
 DNT Did not track



# Toowoomba QLD Professional

## Race 9: K&R PLUMBING SUPPLIES BENCHMARK 80 Handicap - 1625m

28 September 2024 - 18:55



Track Rating: Heavy 8, Weather: Overcast, Rail Position: True

Section							200m			Last 600m
Field Times							0:12.38			0:37.60
						(0:12.38)				
Rank	TAB	Horse/Jockey	Barrier	Top Speed [km/h]	Fastest Section	Margin				Distance Travelled [m]
1	10	<b>TALK TIME</b> Andrew Mallyon	10	68.1	0:11.61 Overall 1400m	0:12.38 [1] (0:12.38)	1:40.03		0:36.91	
2	4	<b>AWASH</b> Ryan Maloney	11	66.8	0:11.48 Overall 1400m	0:12.57 [3] (0:12.57)	3.3L		0:37.64	-3
3	9	<b>REDWOOD SHADOW</b> Ron Stewart	12	66.9	0:11.50 1400m 1400m	0:12.45 [5] (0:12.45)	3.8L		0:37.31	-3
4	12	<b>SKATER</b> Tahlia Fenlon	13	68.3	0:11.21 Overall 1400m	0:13.30 [2] (0:13.30)	6.1L		0:38.58	+0
5	5	<b>TUHINGA</b> Georgina Cartwright	3	65.6	0:11.42 Overall 1400m	0:13.42 [4] (0:13.42)	9.4L		0:38.92	-5
6	2	<b>KERCHAK</b> Dan McGillivray	8	66.3	0:11.47 Overall 1400m	0:13.05 [8] (0:13.05)	9.5L		0:38.54	-7
7	13	<b>SPRAY GUN</b> Angela Jones	2	66.4	0:11.52 Overall 1400m	0:13.10 [9] (0:13.10)	9.7L		0:38.82	-12
8	11	<b>IT'SMEMARIO</b> Nozi Tomizawa	9	67.8	0:11.39 Overall 1400m	0:13.40 [7] (0:13.40)	11.2L		0:38.81	-11
9	8	<b>PEPPERDINE</b> Emily Lang	5	67.8	0:11.32 Overall 1400m	0:13.62 [6] (0:13.62)	12L		0:39.64	-10
10	1	<b>WITHOUT REVENGE</b> Les Tilley	4	67.0	0:11.23 1400m 1400m	0:13.82 [10] (0:13.82)	13.8L		0:40.05	-16

Scratched: Heleva Deel (#7), Koruto (#3), Menazzi (#6)

[ ] Ranking at each section and finish  
 -:-:- No data available at this section  
 NA No data available

SCN Saddle cloth number  
 DNF Did not finish  
 DNT Did not track



Horse/Jockey Name	Talk Time
Final Rank	1
Fastest Section Time (Section)	0:11.61 (1400m)
Top Speed [km/h] (Section)	68.1 (Overall)
Race State	Finished



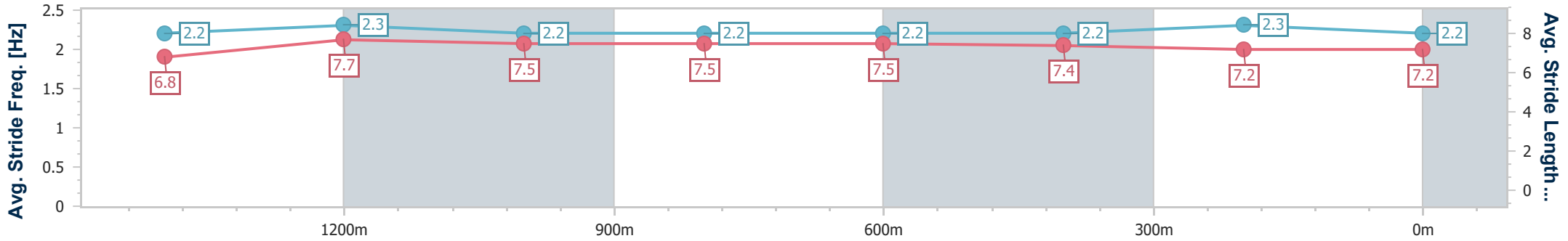
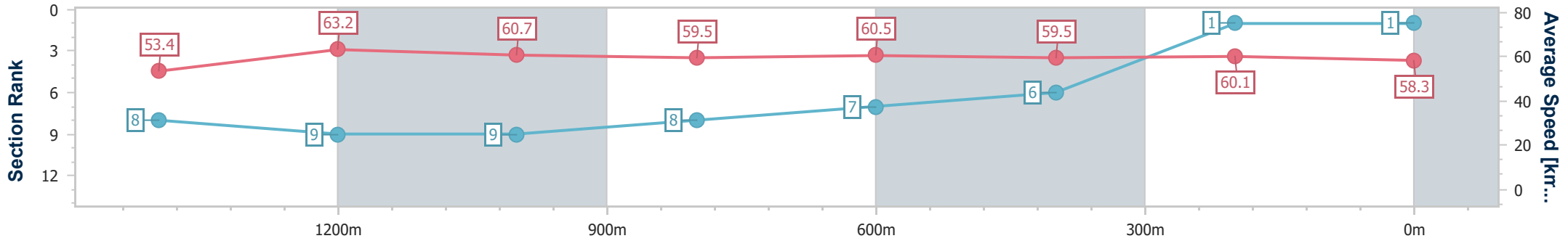
Toowoomba QLD Professional  
Race 9: K&R PLUMBING SUPPLIES BENCHMARK 80 Handicap  
- 1625m



28 September 2024 - 18:55

Track Rating: Heavy 8, Weather: Overcast, Rail Position: True

Section	Overall	1400m	1200m	1000m	800m	600m	400m	200m
Section Times	1:40.03 [1] (0:15.31)	1:24.72 [8] (0:11.61)	1:13.11 [9] (0:11.91)	1:01.20 [9] (0:12.21)	0:48.99 [8] (0:12.08)	0:36.91 [7] (0:12.33)	0:24.58 [6] (0:12.20)	0:12.38 [1] (0:12.38)
Average Speed [km/h]	53.4	63.2	60.7	59.5	60.5	59.5	60.1	58.3
Top Speed [km/h]	68.1	67.5	62.6	60.4	61.7	60.9	61.6	60.6
Avg. Dist. to Rail [m]	7.5	3.3	3.1	2.8	3.6	4.3	5.3	5.6
Avg. Stride Freq. [Hz]	2.2	2.3	2.2	2.2	2.2	2.2	2.3	2.2
Avg. Stride Length [m]	6.8	7.7	7.5	7.5	7.5	7.4	7.2	7.2



- [ ] Ranking at each section and finish
- .-.- No data available at this section
- NA No data available



Horse/Jockey Name	Awash
Final Rank	2
Fastest Section Time (Section)	0:11.48 (1400m)
Top Speed [km/h] (Section)	66.8 (Overall)
Race State	Finished



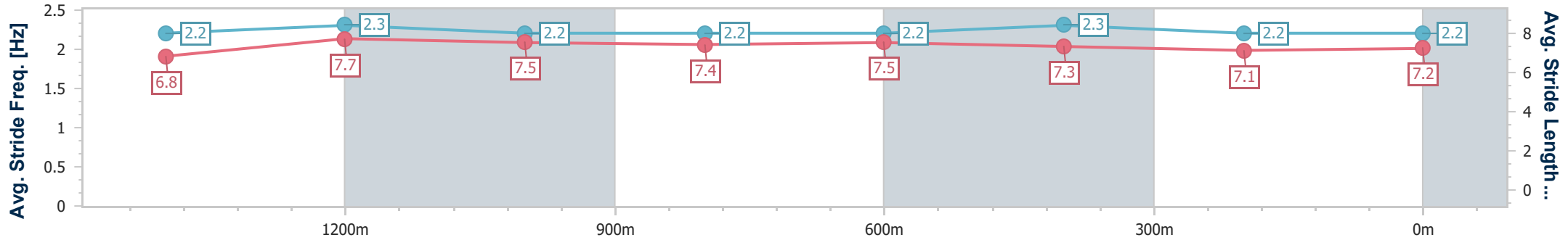
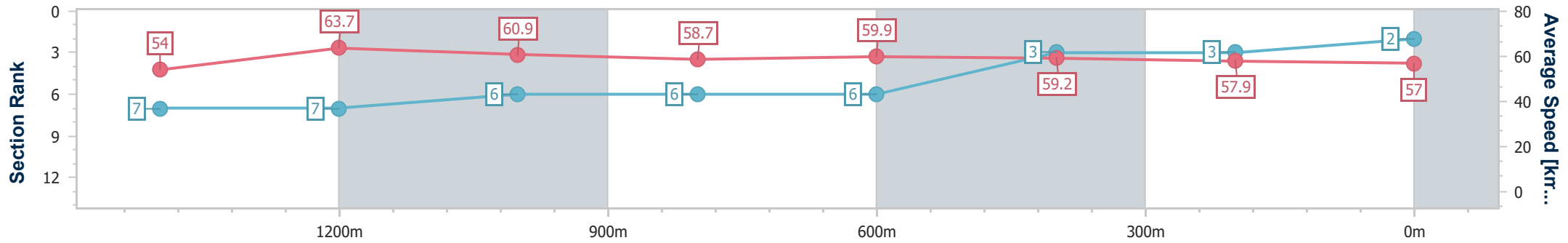
Toowoomba QLD Professional  
Race 9: K&R PLUMBING SUPPLIES BENCHMARK 80 Handicap  
- 1625m



28 September 2024 - 18:55

Track Rating: Heavy 8, Weather: Overcast, Rail Position: True

Section	Overall	1400m	1200m	1000m	800m	600m	400m	200m
Section Times	1:40.59 [2] (0:15.14)	1:25.45 [7] (0:11.48)	1:13.97 [7] (0:11.90)	1:02.07 [6] (0:12.32)	0:49.75 [6] (0:12.11)	0:37.64 [6] (0:12.30)	0:25.34 [3] (0:12.77)	0:12.57 [3] (0:12.57)
Average Speed [km/h]	54.0	63.7	60.9	58.7	59.9	59.2	57.9	57.0
Top Speed [km/h]	66.8	66.7	63.3	59.9	61.1	61.2	58.5	58.3
Avg. Dist. to Rail [m]	8.1	2.9	4.0	1.8	2.2	3.0	6.5	4.3
Avg. Stride Freq. [Hz]	2.2	2.3	2.2	2.2	2.2	2.3	2.2	2.2
Avg. Stride Length [m]	6.8	7.7	7.5	7.4	7.5	7.3	7.1	7.2



- [ ] Ranking at each section and finish
- .-.- No data available at this section
- NA No data available



Horse/Jockey Name	Redwood Shadow
Final Rank	3
Fastest Section Time (Section)	0:11.50 (1400m)
Top Speed [km/h] (Section)	66.9 (1400m)
Race State	Finished



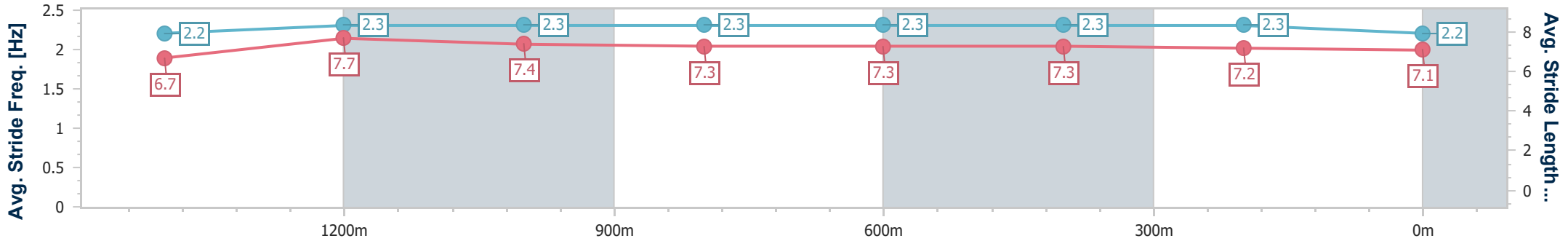
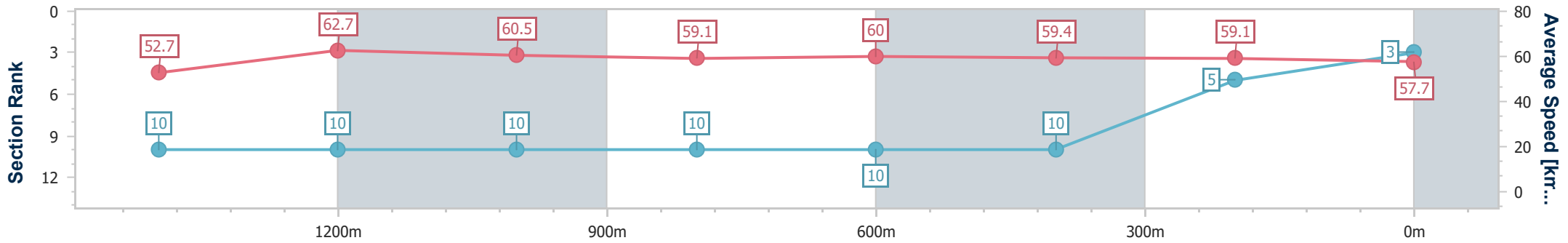
Toowoomba QLD Professional  
Race 9: K&R PLUMBING SUPPLIES BENCHMARK 80 Handicap  
- 1625m



28 September 2024 - 18:55

Track Rating: Heavy 8, Weather: Overcast, Rail Position: True

Section	Overall	1400m	1200m	1000m	800m	600m	400m	200m					
Section Times	1:40.70 [3] (0:15.58)	1:25.12 [10] (0:11.50)	1:13.62 [10] (0:11.98)	1:01.64 [10] (0:12.20)	0:49.44 [10] (0:12.13)	0:37.31 [10] (0:12.44)	0:24.87 [10] (0:12.42)	0:12.45 [5] (0:12.45)					
Average Speed [km/h]	52.7	62.7	60.5	59.1	60.0	59.4	59.1	57.7					
Top Speed [km/h]	66.8	66.9	62.0	61.1	61.5	60.5	60.1	58.9					
Avg. Dist. to Rail [m]	8.2	1.0	2.4	2.2	3.0	4.6	6.5	7.9					
Avg. Stride Freq. [Hz]	2.2	2.3	2.3	2.3	2.3	2.3	2.3	2.2					
Avg. Stride Length [m]	6.7	7.7	7.4	7.3	7.3	7.3	7.2	7.1					



- [ ] Ranking at each section and finish
- .-.- No data available at this section
- NA No data available



Horse/Jockey Name	Skater
Final Rank	4
Fastest Section Time (Section)	0:11.21 (1400m)
Top Speed [km/h] (Section)	68.3 (Overall)
Race State	Finished



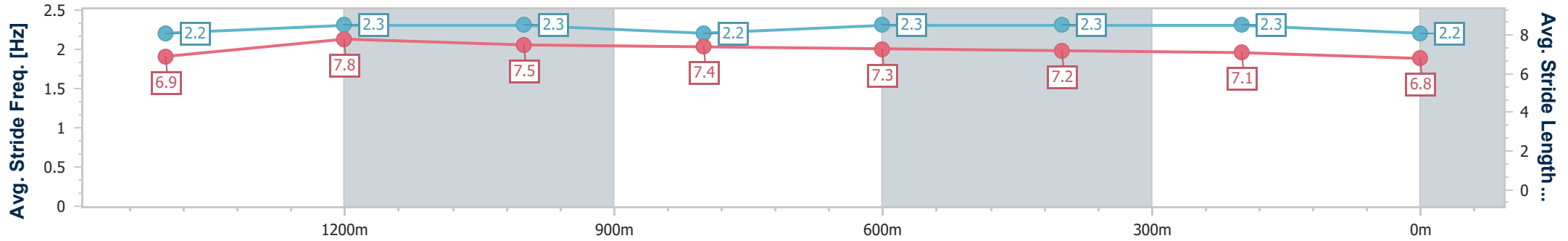
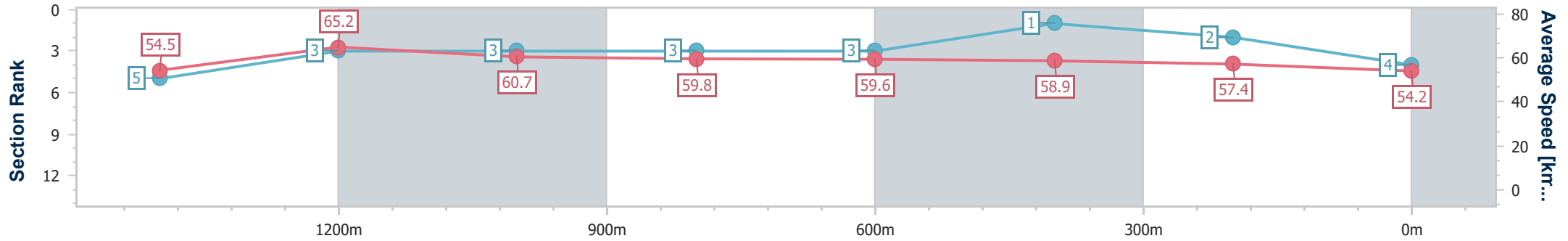
Toowoomba QLD Professional  
Race 9: K&R PLUMBING SUPPLIES BENCHMARK 80 Handicap  
- 1625m



28 September 2024 - 18:55

Track Rating: Heavy 8, Weather: Overcast, Rail Position: True

Section	Overall	1400m	1200m	1000m	800m	600m	400m	200m
Section Times	1:41.11 [4] (0:15.01)	1:26.10 [5] (0:11.21)	1:14.89 [3] (0:11.85)	1:03.04 [3] (0:12.26)	0:50.78 [3] (0:12.20)	0:38.58 [3] (0:12.49)	0:26.09 [1] (0:12.79)	0:13.30 [2] (0:13.30)
Average Speed [km/h]	54.5	65.2	60.7	59.8	59.6	58.9	57.4	54.2
Top Speed [km/h]	68.3	68.3	63.1	60.4	60.3	60.8	58.0	56.4
Avg. Dist. to Rail [m]	8.9	2.0	3.4	4.1	3.6	3.7	6.0	6.4
Avg. Stride Freq. [Hz]	2.2	2.3	2.3	2.2	2.3	2.3	2.3	2.2
Avg. Stride Length [m]	6.9	7.8	7.5	7.4	7.3	7.2	7.1	6.8



- [ ] Ranking at each section and finish
- .-.- No data available at this section
- NA No data available



Horse/Jockey Name	Tuhinga
Final Rank	5
Fastest Section Time (Section)	0:11.42 (1400m)
Top Speed [km/h] (Section)	65.6 (Overall)
Race State	Finished



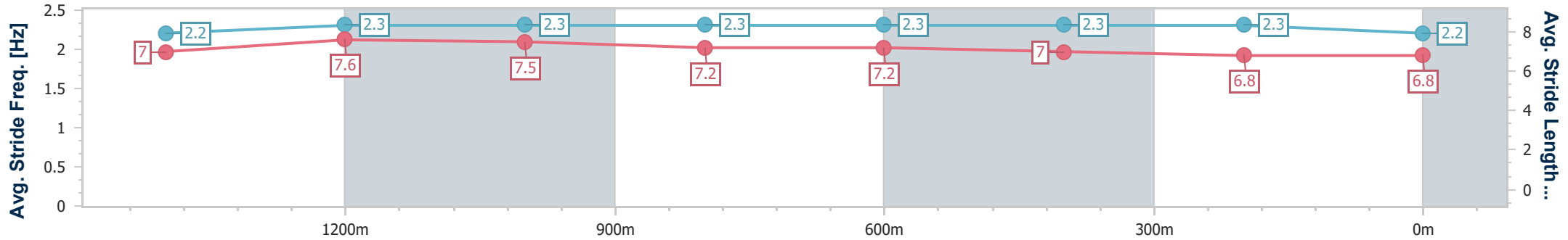
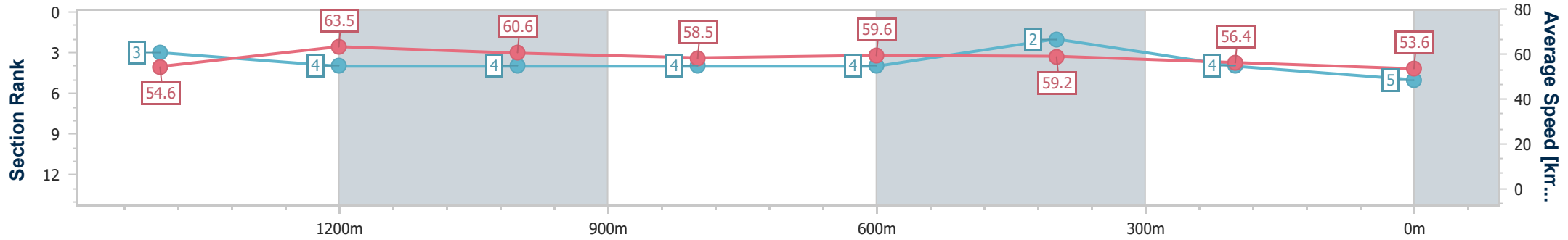
Toowoomba QLD Professional  
Race 9: K&R PLUMBING SUPPLIES BENCHMARK 80 Handicap  
- 1625m



28 September 2024 - 18:55

Track Rating: Heavy 8, Weather: Overcast, Rail Position: True

Section	Overall	1400m	1200m	1000m	800m	600m	400m	200m					
Section Times	1:41.67 [5] (0:14.91)	1:26.76 [3] (0:11.42)	1:15.34 [4] (0:11.92)	1:03.42 [4] (0:12.36)	0:51.06 [4] (0:12.14)	0:38.92 [4] (0:12.43)	0:26.49 [2] (0:13.07)	0:13.42 [4] (0:13.42)					
Average Speed [km/h]	54.6	63.5	60.6	58.5	59.6	59.2	56.4	53.6					
Top Speed [km/h]	65.6	65.6	61.7	59.3	60.7	60.9	57.6	55.2					
Avg. Dist. to Rail [m]	3.5	1.9	2.6	2.0	1.5	4.1	6.5	5.5					
Avg. Stride Freq. [Hz]	2.2	2.3	2.3	2.3	2.3	2.3	2.3	2.2					
Avg. Stride Length [m]	7.0	7.6	7.5	7.2	7.2	7.0	6.8	6.8					



- [ ] Ranking at each section and finish
- .-.- No data available at this section
- NA No data available



Horse/Jockey Name	Kerchak
Final Rank	6
Fastest Section Time (Section)	0:11.47 (1400m)
Top Speed [km/h] (Section)	66.3 (Overall)
Race State	Finished



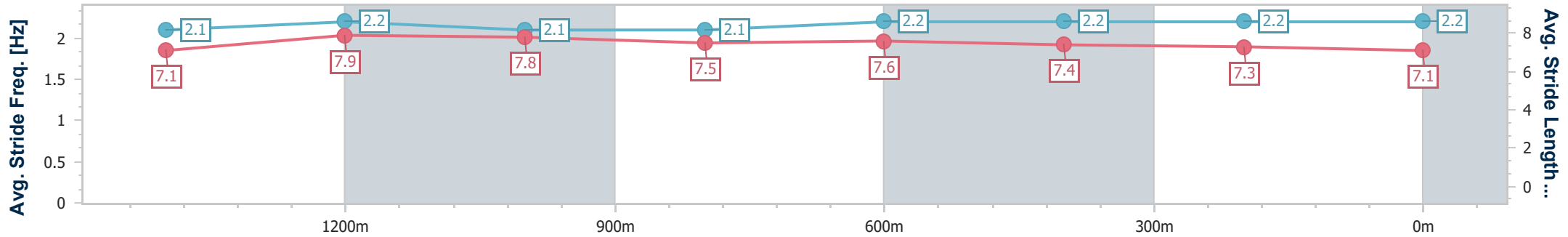
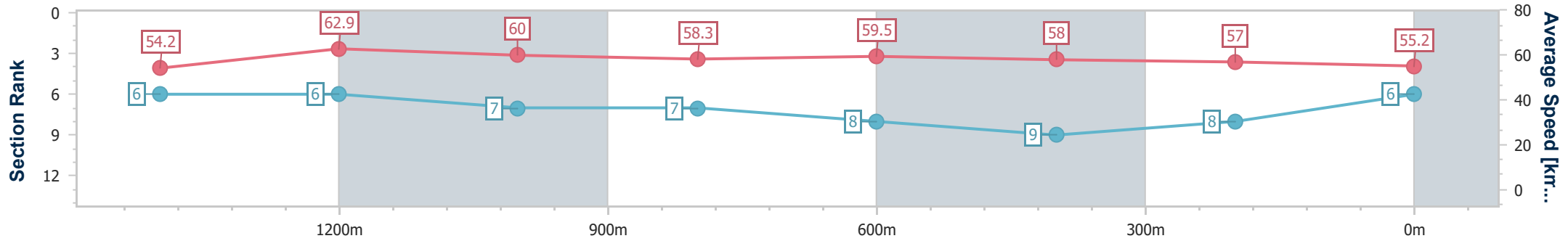
Toowoomba QLD Professional  
Race 9: K&R PLUMBING SUPPLIES BENCHMARK 80 Handicap  
- 1625m



28 September 2024 - 18:55

Track Rating: Heavy 8, Weather: Overcast, Rail Position: True

Section	Overall	1400m	1200m	1000m	800m	600m	400m	200m					
Section Times	1:41.69 [6] (0:15.08)	1:26.61 [6] (0:11.47)	1:15.14 [6] (0:12.03)	1:03.11 [7] (0:12.42)	0:50.69 [7] (0:12.15)	0:38.54 [8] (0:12.65)	0:25.89 [9] (0:12.84)	0:13.05 [8] (0:13.05)					
Average Speed [km/h]	54.2	62.9	60.0	58.3	59.5	58.0	57.0	55.2					
Top Speed [km/h]	66.3	65.8	62.3	59.3	60.6	60.0	57.5	57.3					
Avg. Dist. to Rail [m]	6.0	0.5	1.1	1.2	2.2	3.4	4.8	7.3					
Avg. Stride Freq. [Hz]	2.1	2.2	2.1	2.1	2.2	2.2	2.2	2.2					
Avg. Stride Length [m]	7.1	7.9	7.8	7.5	7.6	7.4	7.3	7.1					



- [ ] Ranking at each section and finish
- .-.- No data available at this section
- NA No data available





Horse/Jockey Name	Spray Gun
Final Rank	7
Fastest Section Time (Section)	0:11.52 (1400m)
Top Speed [km/h] (Section)	66.4 (Overall)
Race State	Finished



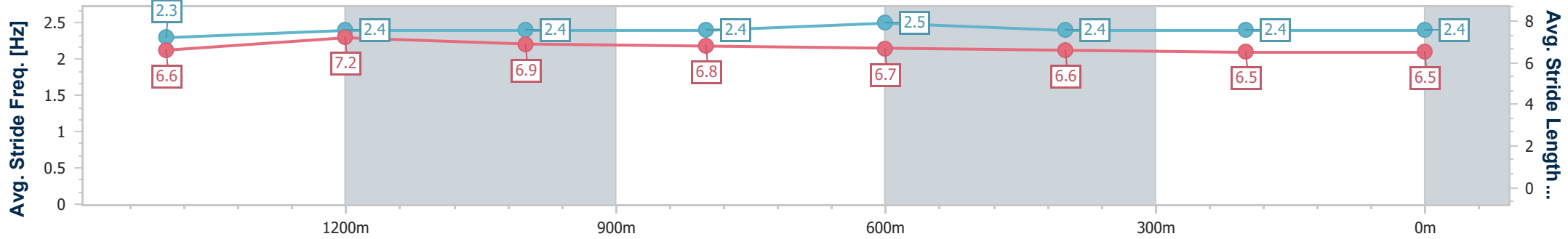
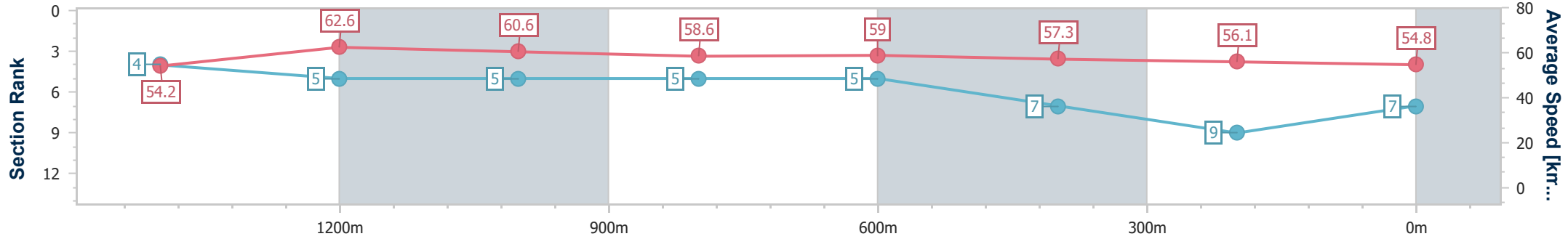
Toowoomba QLD Professional  
Race 9: K&R PLUMBING SUPPLIES BENCHMARK 80 Handicap  
- 1625m



28 September 2024 - 18:55

Track Rating: Heavy 8, Weather: Overcast, Rail Position: True

Section	Overall	1400m	1200m	1000m	800m	600m	400m	200m					
Section Times	1:41.74 [7] (0:14.98)	1:26.76 [4] (0:11.52)	1:15.24 [5] (0:11.85)	1:03.39 [5] (0:12.32)	0:51.07 [5] (0:12.25)	0:38.82 [5] (0:12.66)	0:26.16 [7] (0:13.06)	0:13.10 [9] (0:13.10)					
Average Speed [km/h]	54.2	62.6	60.6	58.6	59.0	57.3	56.1	54.8					
Top Speed [km/h]	66.4	65.8	62.4	59.6	60.3	60.1	57.1	56.8					
Avg. Dist. to Rail [m]	2.6	0.5	0.8	0.9	1.2	1.9	4.6	4.6					
Avg. Stride Freq. [Hz]	2.3	2.4	2.4	2.4	2.5	2.4	2.4	2.4					
Avg. Stride Length [m]	6.6	7.2	6.9	6.8	6.7	6.6	6.5	6.5					



- [ ] Ranking at each section and finish
- .-.- No data available at this section
- NA No data available



Horse/Jockey Name	It'smemario
Final Rank	8
Fastest Section Time (Section)	0:11.39 (1400m)
Top Speed [km/h] (Section)	67.8 (Overall)
Race State	Finished



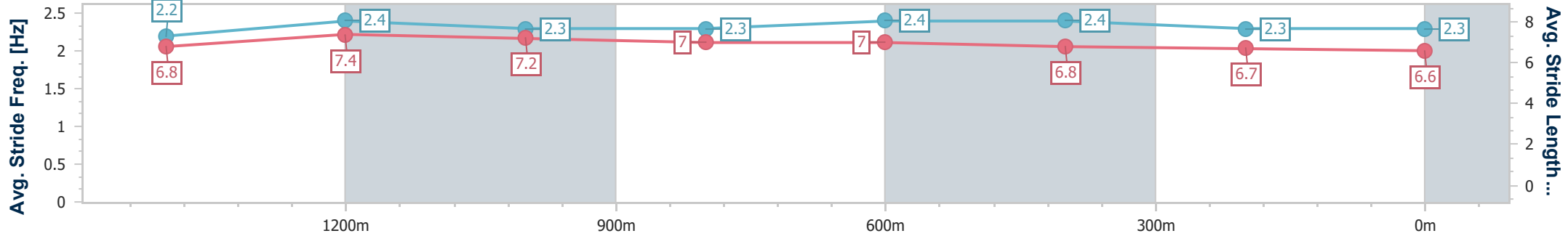
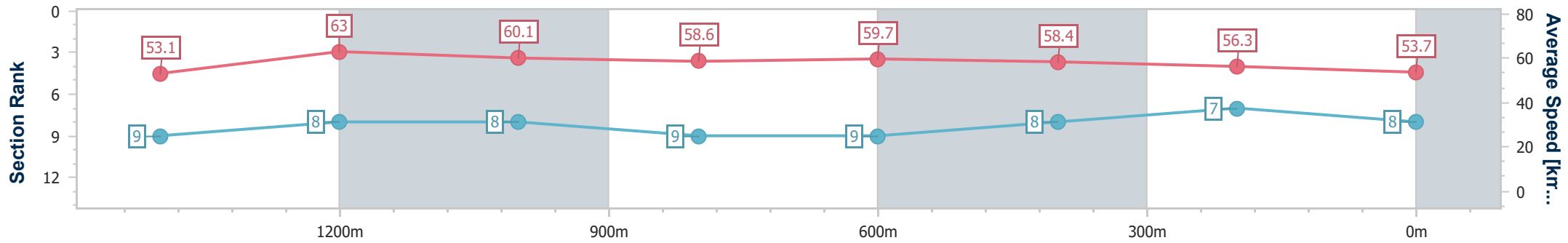
Toowoomba QLD Professional  
Race 9: K&R PLUMBING SUPPLIES BENCHMARK 80 Handicap  
- 1625m



28 September 2024 - 18:55

Track Rating: Heavy 8, Weather: Overcast, Rail Position: True

Section	Overall	1400m	1200m	1000m	800m	600m	400m	200m				
Section Times	1:42.01 [8] (0:15.35)	1:26.66 [9] (0:11.39)	1:15.27 [8] (0:12.00)	1:03.27 [8] (0:12.35)	0:50.92 [9] (0:12.11)	0:38.81 [9] (0:12.48)	0:26.33 [8] (0:12.93)	0:13.40 [7] (0:13.40)				
Average Speed [km/h]	53.1	63.0	60.1	58.6	59.7	58.4	56.3	53.7				
Top Speed [km/h]	67.8	67.8	61.6	59.8	60.7	60.7	57.4	55.7				
Avg. Dist. to Rail [m]	5.3	0.6	0.6	0.8	1.3	2.6	3.8	4.2				
Avg. Stride Freq. [Hz]	2.2	2.4	2.3	2.3	2.4	2.4	2.3	2.3				
Avg. Stride Length [m]	6.8	7.4	7.2	7.0	7.0	6.8	6.7	6.6				



- [ ] Ranking at each section and finish
- .-.- No data available at this section
- NA No data available



Horse/Jockey Name	Pepperdine
Final Rank	9
Fastest Section Time (Section)	0:11.32 (1400m)
Top Speed [km/h] (Section)	67.8 (Overall)
Race State	Finished



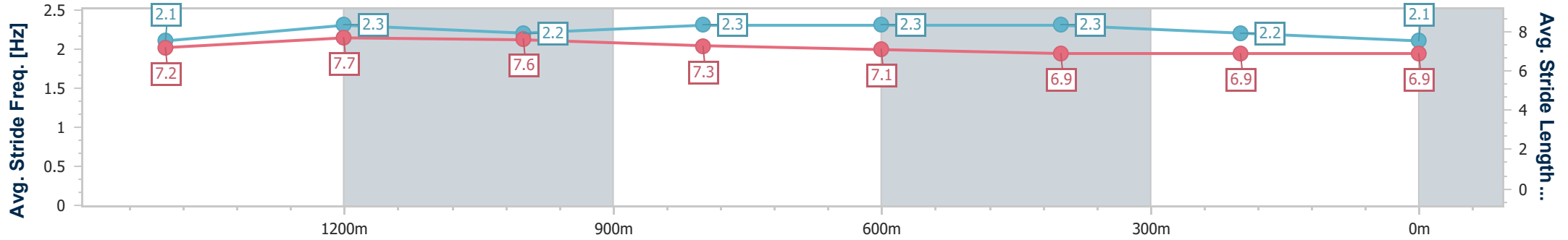
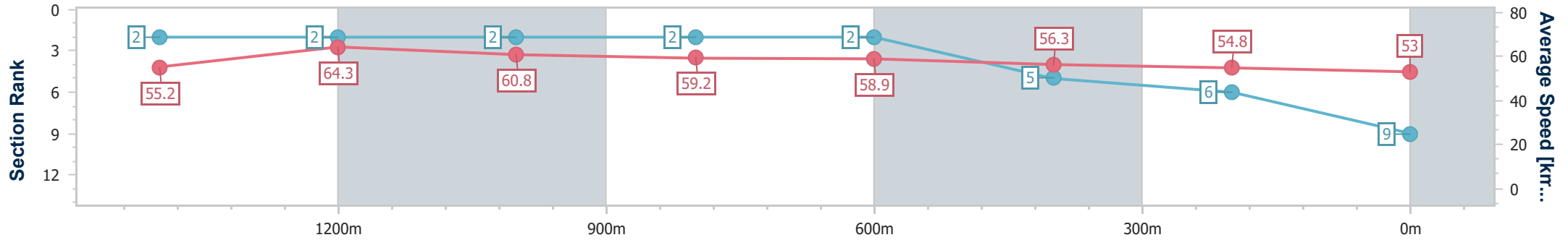
Toowoomba QLD Professional  
Race 9: K&R PLUMBING SUPPLIES BENCHMARK 80 Handicap  
- 1625m



28 September 2024 - 18:55

Track Rating: Heavy 8, Weather: Overcast, Rail Position: True

Section	Overall	1400m	1200m	1000m	800m	600m	400m	200m					
Section Times	1:42.16 [9] (0:14.82)	1:27.34 [2] (0:11.32)	1:16.02 [2] (0:11.85)	1:04.17 [2] (0:12.21)	0:51.96 [2] (0:12.32)	0:39.64 [2] (0:12.86)	0:26.78 [5] (0:13.16)	0:13.62 [6] (0:13.62)					
Average Speed [km/h]	55.2	64.3	60.8	59.2	58.9	56.3	54.8	53.0					
Top Speed [km/h]	67.8	67.5	62.1	60.3	59.8	58.5	55.8	54.0					
Avg. Dist. to Rail [m]	7.2	2.0	1.4	1.3	1.4	1.3	0.8	0.4					
Avg. Stride Freq. [Hz]	2.1	2.3	2.2	2.3	2.3	2.3	2.2	2.1					
Avg. Stride Length [m]	7.2	7.7	7.6	7.3	7.1	6.9	6.9	6.9					



- [ ] Ranking at each section and finish
- .-.- No data available at this section
- NA No data available



Horse/Jockey Name	Without Revenge
Final Rank	10
Fastest Section Time (Section)	0:11.23 (1400m)
Top Speed [km/h] (Section)	67.0 (1400m)
Race State	Finished



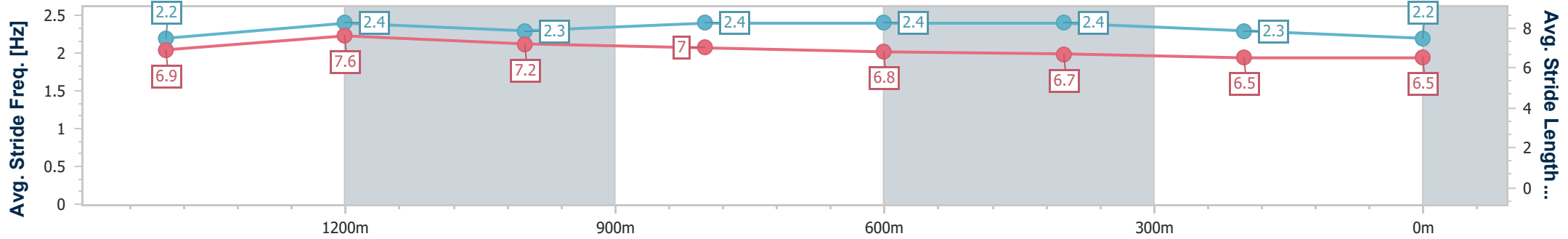
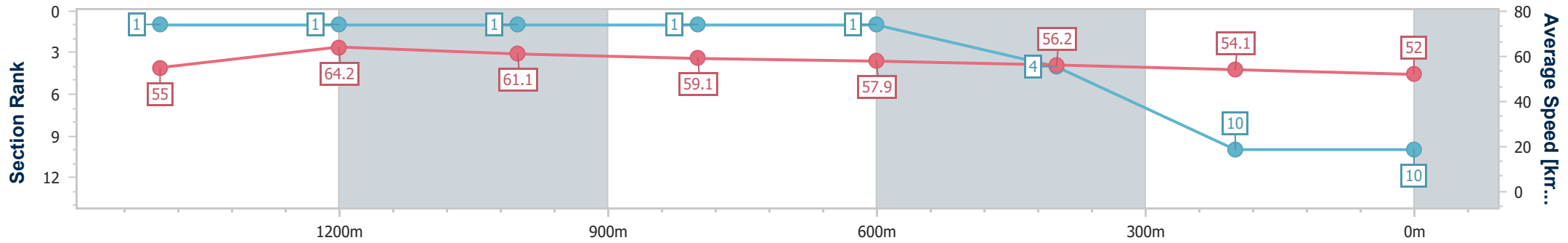
Toowoomba QLD Professional  
Race 9: K&R PLUMBING SUPPLIES BENCHMARK 80 Handicap - 1625m



28 September 2024 - 18:55

Track Rating: Heavy 8, Weather: Overcast, Rail Position: True

Section	Overall	1400m	1200m	1000m	800m	600m	400m	200m
Section Times	1:42.48 [10] (0:14.80)	1:27.68 [1] (0:11.23)	1:16.45 [1] (0:11.83)	1:04.62 [1] (0:12.18)	0:52.44 [1] (0:12.39)	0:40.05 [1] (0:12.85)	0:27.20 [4] (0:13.38)	0:13.82 [10] (0:13.82)
Average Speed [km/h]	55.0	64.2	61.1	59.1	57.9	56.2	54.1	52.0
Top Speed [km/h]	66.9	67.0	61.8	60.5	59.4	58.2	55.0	53.7
Avg. Dist. to Rail [m]	4.9	0.5	0.5	0.5	0.5	0.5	1.2	0.3
Avg. Stride Freq. [Hz]	2.2	2.4	2.3	2.4	2.4	2.4	2.3	2.2
Avg. Stride Length [m]	6.9	7.6	7.2	7.0	6.8	6.7	6.5	6.5



- [ ] Ranking at each section and finish
- .-.- No data available at this section
- NA No data available