



# Toowoomba QLD Professional

## Race 8: 1EQUINE TOOWOOMBA WEETWOOD - 1200m

28 September 2024 - 18:15



Track Rating: Heavy 8, Weather: Overcast, Rail Position: True

Section		Field Times											Last 600m					
		Overall	1000m	800m	600m	400m	200m						0:36.11					
		1:12.38 (0:13.22)	0:59.16 (0:11.19)	0:47.97 (0:11.86)	0:36.11 (0:11.74)	0:24.37 (0:11.92)	0:12.45 (0:12.45)											
Rank	TAB	Horse/Jockey	Barrier	Top Speed [km/h]	Fastest Section												Margin	Distance Travelled [m]
1	10	HIDDEN WEALTH Angela Jones	14	67.9 1000m	0:11.19 1000m	1:12.38 [1] (0:13.22)	0:59.16 [1] (0:11.19)	0:47.97 [1] (0:11.86)	0:36.11 [1] (0:11.74)	0:24.37 [1] (0:11.92)	0:12.45 [1] (0:12.45)	1:12.38	0:36.11					
2	1	YELLOW BRICK James Orman	4	66.2 Overall	0:11.52 1000m	1:12.47 [2] (0:13.48)	0:58.99 [5] (0:11.52)	0:47.47 [6] (0:11.74)	0:35.73 [5] (0:11.90)	0:23.83 [5] (0:11.76)	0:12.07 [3] (0:12.07)	0.5L	0:35.73	+8				
3	8	ROCKRIBBED Emily Lang	13	67.8 Overall	0:11.26 1000m	1:12.53 [3] (0:13.40)	0:59.13 [2] (0:11.26)	0:47.87 [2] (0:11.67)	0:36.20 [2] (0:11.87)	0:24.33 [2] (0:11.99)	0:12.34 [2] (0:12.34)	0.8L	0:36.20	+3				
4	16	THE DROVER Luke Tarrant	7	65.5 Overall	0:11.45 1000m	1:12.67 [4] (0:13.99)	0:58.68 [13] (0:11.45)	0:47.23 [12] (0:11.81)	0:35.42 [12] (0:11.82)	0:23.60 [12] (0:11.82)	0:11.78 [9] (0:11.78)	1.6L	0:35.42	+7				
5	7	NED'S GULLY Les Tilley	9	65.7 Overall	0:11.53 1000m	1:12.75 [5] (0:13.57)	0:59.18 [7] (0:11.53)	0:47.65 [8] (0:11.88)	0:35.77 [8] (0:11.76)	0:24.01 [7] (0:11.78)	0:12.23 [5] (0:12.23)	2.1L	0:35.77	+5				
6	14	BRERETON Georgina Cartwright	2	66.3 Overall	0:11.41 1000m	1:12.84 [6] (0:13.45)	0:59.39 [3] (0:11.41)	0:47.98 [3] (0:11.76)	0:36.22 [3] (0:11.85)	0:24.37 [3] (0:12.02)	0:12.35 [4] (0:12.35)	2.6L	0:36.22	+4				
7	12	WANDA ROX Mark Du Plessis	1	67.0 Overall	0:11.44 1000m	1:13.08 [7] (0:13.45)	0:59.63 [4] (0:11.44)	0:48.19 [4] (0:11.81)	0:36.38 [4] (0:11.94)	0:24.44 [4] (0:11.91)	0:12.53 [6] (0:12.53)	3.9L	0:36.38	-3				
8	3	MNEMENTH Andrew Mallyon	3	66.4 1000m	0:11.44 1000m	1:13.15 [8] (0:13.56)	0:59.59 [6] (0:11.44)	0:48.15 [5] (0:11.88)	0:36.27 [7] (0:11.86)	0:24.41 [6] (0:11.96)	0:12.45 [7] (0:12.45)	4.3L	0:36.27	+2				
9	4	AT WITZ END Samantha Collett	15	67.7 Overall	0:11.44 1000m	1:13.22 [9] (0:13.58)	0:59.64 [8] (0:11.44)	0:48.20 [7] (0:11.80)	0:36.40 [6] (0:11.93)	0:24.47 [8] (0:12.10)	0:12.37 [8] (0:12.37)	4.6L	0:36.40	+12				
10	6	MAHBABY Nozi Tomizawa	5	66.7 1000m	0:11.50 1000m	1:13.30 [10] (0:13.94)	0:59.36 [10] (0:11.50)	0:47.86 [11] (0:11.76)	0:36.10 [11] (0:11.86)	0:24.24 [11] (0:11.92)	0:12.32 [11] (0:12.32)	5L	0:36.10	+5				

Scratched: Ovidius (#13), Nashira (#11)

[ ] Ranking at each section and finish  
 -:-:- No data available at this section  
 NA No data available

SCN Saddle cloth number  
 DNF Did not finish  
 DNT Did not track



# Toowoomba QLD Professional

## Race 8: 1EQUINE TOOWOOMBA WEETWOOD - 1200m

28 September 2024 - 18:15



Track Rating: Heavy 8, Weather: Overcast, Rail Position: True

Section		Overall	1000m	800m	600m	400m	200m	Last 600m					
Field Times		1:12.38 (0:13.22)	0:59.16 (0:11.19)	0:47.97 (0:11.86)	0:36.11 (0:11.74)	0:24.37 (0:11.92)	0:12.45 (0:12.45)	0:36.11					
Rank	TAB Horse/Jockey	Barrier	Top Speed [km/h]	Fastest Section	Margin							Distance Travelled [m]	
11	9 <b>SITUATION ROOM</b> Cejay Graham	8	65.9 1000m	0:11.53 1000m	1:13.31 [11] (0:13.78)	0:59.53 [9] (0:11.53)	0:48.00 [9] (0:11.82)	0:36.18 [10] (0:11.89)	0:24.29 [10] (0:11.94)	0:12.35 [10] (0:12.35)	5.1L	0:36.18	+12
12	15 <b>NORTHERN EXPRESS</b> Taylor Marshall	11	65.2 1000m	0:11.52 1000m	1:13.42 [12] (0:13.98)	0:59.44 [12] (0:11.52)	0:47.92 [13] (0:11.82)	0:36.10 [13] (0:11.90)	0:24.20 [14] (0:11.99)	0:12.21 [13] (0:12.21)	5.6L	0:36.10	+11
13	5 <b>BONAPARTE</b> Robbie Dolan	6	64.9 Overall	0:11.55 1000m	1:13.58 [13] (0:14.00)	0:59.58 [14] (0:11.55)	0:48.03 [14] (0:11.81)	0:36.22 [14] (0:11.66)	0:24.56 [9] (0:12.16)	0:12.40 [12] (0:12.40)	6.4L	0:36.22	+2
14	2 <b>LEGAL ESPRIT</b> Ryan Maloney	12	66.6 1000m	0:11.35 1000m	1:14.45 [14] (0:13.96)	1:00.49 [11] (0:11.35)	0:49.14 [10] (0:11.80)	0:37.34 [9] (0:11.98)	0:25.36 [13] (0:12.37)	0:12.99 [14] (0:12.99)	11.4L	0:37.34	+13

Scratched: Ovidius (#13), Nashira (#11)

[ ] Ranking at each section and finish  
 -:-:- No data available at this section  
 NA No data available

SCN Saddle cloth number  
 DNF Did not finish  
 DNT Did not track



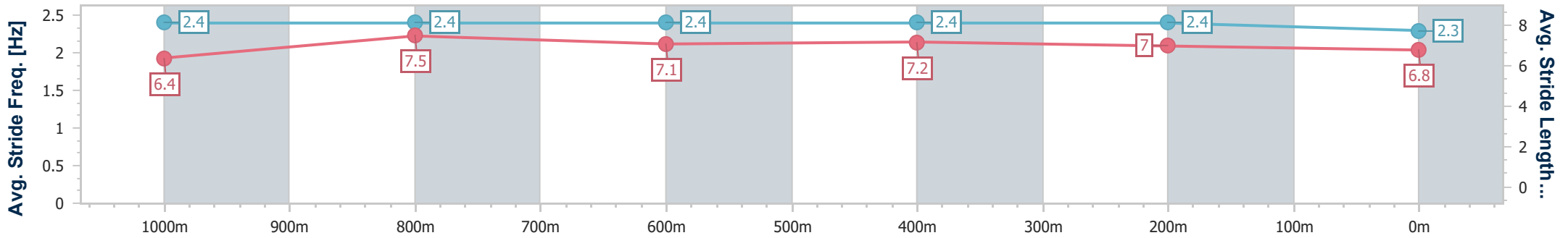
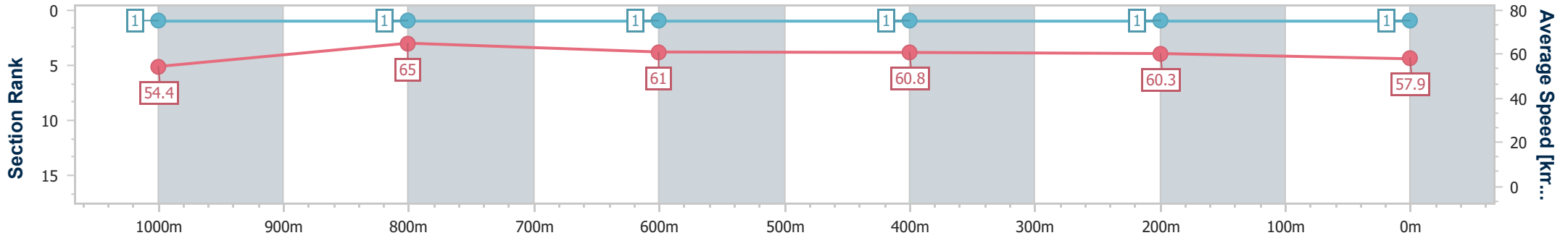
Horse/Jockey Name	Hidden Wealth
Final Rank	1
Fastest Section Time (Section)	0:11.19 (1000m)
Top Speed [km/h] (Section)	67.9 (1000m)
Race State	Finished



Toowoomba QLD Professional  
 Race 8: 1EQUINE TOOWOOMBA WEETWOOD - 1200m  
 28 September 2024 - 18:15  
 Track Rating: Heavy 8, Weather: Overcast, Rail Position: True



Section	Overall	1000m	800m	600m	400m	200m
Section Times	1:12.38 [1] (0:13.22)	0:59.16 [1] (0:11.19)	0:47.97 [1] (0:11.86)	0:36.11 [1] (0:11.74)	0:24.37 [1] (0:11.92)	0:12.45 [1] (0:12.45)
Average Speed [km/h]	54.4	65.0	61.0	60.8	60.3	57.9
Top Speed [km/h]	67.9	67.9	62.1	61.6	61.2	60.4
Avg. Dist. to Rail [m]	11.5	3.4	0.8	1.8	1.1	2.5
Avg. Stride Freq. [Hz]	2.4	2.4	2.4	2.4	2.4	2.3
Avg. Stride Length [m]	6.4	7.5	7.1	7.2	7.0	6.8



- [ ] Ranking at each section and finish
- .-.- No data available at this section
- NA No data available



Horse/Jockey Name	Yellow Brick
Final Rank	2
Fastest Section Time (Section)	0:11.52 (1000m)
Top Speed [km/h] (Section)	66.2 (Overall)
Race State	Finished



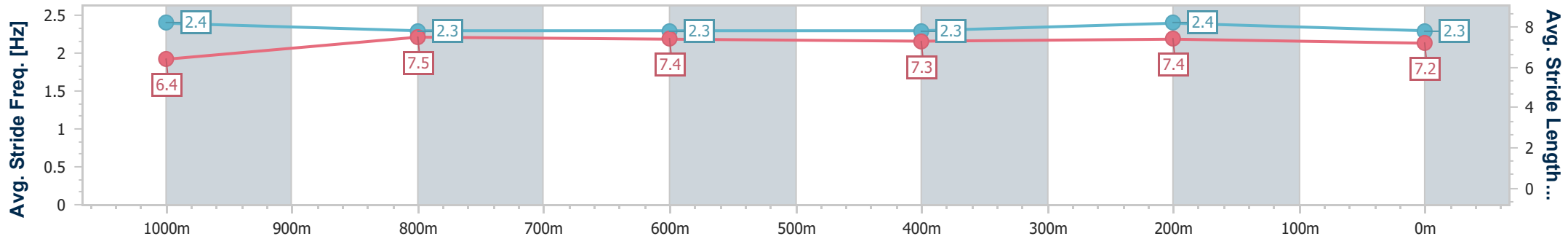
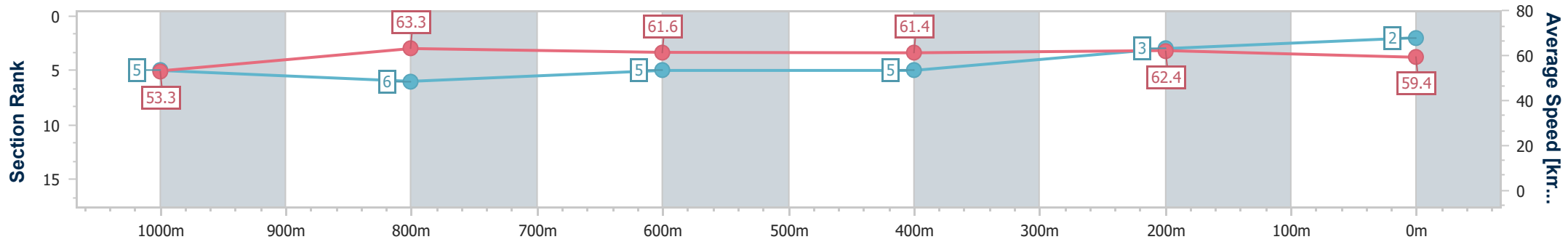
Toowoomba QLD Professional  
Race 8: 1EQUINE TOOWOOMBA WEETWOOD - 1200m



28 September 2024 - 18:15

Track Rating: Heavy 8, Weather: Overcast, Rail Position: True

Section	Overall	1000m	800m	600m	400m	200m
Section Times	1:12.47 [2] (0:13.48)	0:58.99 [5] (0:11.52)	0:47.47 [6] (0:11.74)	0:35.73 [5] (0:11.90)	0:23.83 [5] (0:11.76)	0:12.07 [3] (0:12.07)
Average Speed [km/h]	53.3	63.3	61.6	61.4	62.4	59.4
Top Speed [km/h]	66.2	65.2	63.1	62.6	62.8	62.1
Avg. Dist. to Rail [m]	5.2	3.5	2.1	2.7	4.4	5.3
Avg. Stride Freq. [Hz]	2.4	2.3	2.3	2.3	2.4	2.3
Avg. Stride Length [m]	6.4	7.5	7.4	7.3	7.4	7.2



- [ ] Ranking at each section and finish
- .-.- No data available at this section
- NA No data available



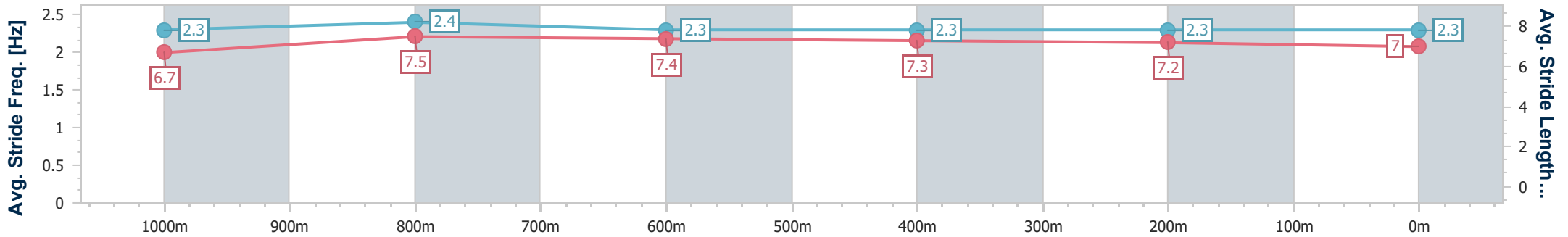
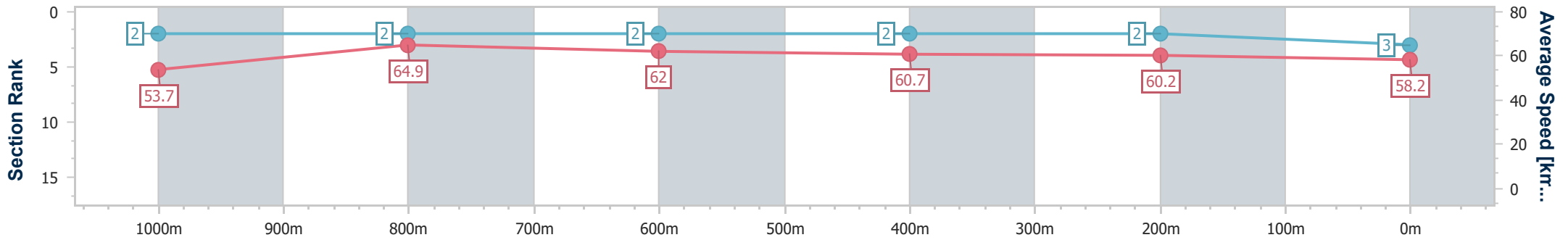
Horse/Jockey Name	Rockribbed
Final Rank	3
Fastest Section Time (Section)	0:11.26 (1000m)
Top Speed [km/h] (Section)	67.8 (Overall)
Race State	Finished



Toowoomba QLD Professional  
 Race 8: 1EQUINE TOOWOOMBA WEETWOOD - 1200m  
 28 September 2024 - 18:15  
 Track Rating: Heavy 8, Weather: Overcast, Rail Position: True



Section	Overall	1000m	800m	600m	400m	200m
Section Times	1:12.53 [3] (0:13.40)	0:59.13 [2] (0:11.26)	0:47.87 [2] (0:11.67)	0:36.20 [2] (0:11.87)	0:24.33 [2] (0:11.99)	0:12.34 [2] (0:12.34)
Average Speed [km/h]	53.7	64.9	62.0	60.7	60.2	58.2
Top Speed [km/h]	67.8	66.5	63.1	62.0	61.0	59.4
Avg. Dist. to Rail [m]	10.0	4.4	1.4	0.4	1.2	3.4
Avg. Stride Freq. [Hz]	2.3	2.4	2.3	2.3	2.3	2.3
Avg. Stride Length [m]	6.7	7.5	7.4	7.3	7.2	7.0



- [ ] Ranking at each section and finish
- .-.- No data available at this section
- NA No data available



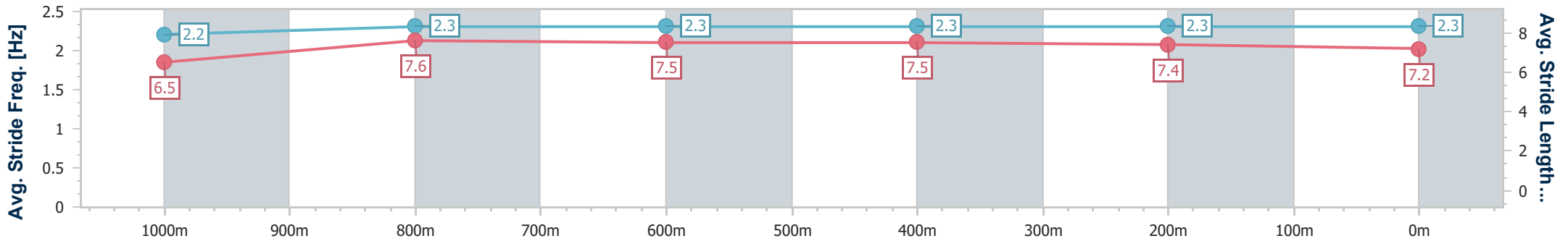
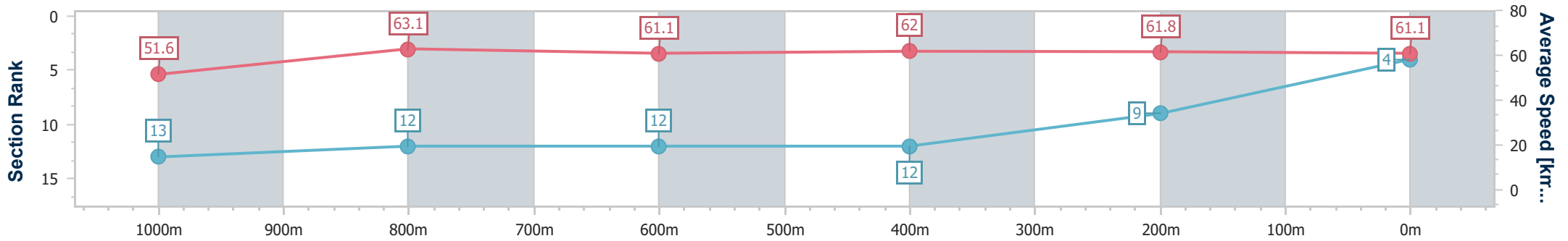
Horse/Jockey Name	The Drover
Final Rank	4
Fastest Section Time (Section)	0:11.45 (1000m)
Top Speed [km/h] (Section)	65.5 (Overall)
Race State	Finished



Toowoomba QLD Professional  
 Race 8: 1EQUINE TOOWOOMBA WEETWOOD - 1200m  
 28 September 2024 - 18:15  
 Track Rating: Heavy 8, Weather: Overcast, Rail Position: True



Section	Overall	1000m	800m	600m	400m	200m
Section Times	1:12.67 [4] (0:13.99)	0:58.68 [13] (0:11.45)	0:47.23 [12] (0:11.81)	0:35.42 [12] (0:11.82)	0:23.60 [12] (0:11.82)	0:11.78 [9] (0:11.78)
Average Speed [km/h]	51.6	63.1	61.1	62.0	61.8	61.1
Top Speed [km/h]	65.5	65.3	63.2	63.0	63.0	62.5
Avg. Dist. to Rail [m]	5.6	1.9	0.8	3.0	4.8	10.0
Avg. Stride Freq. [Hz]	2.2	2.3	2.3	2.3	2.3	2.3
Avg. Stride Length [m]	6.5	7.6	7.5	7.5	7.4	7.2



- [ ] Ranking at each section and finish
- .-.- No data available at this section
- NA No data available



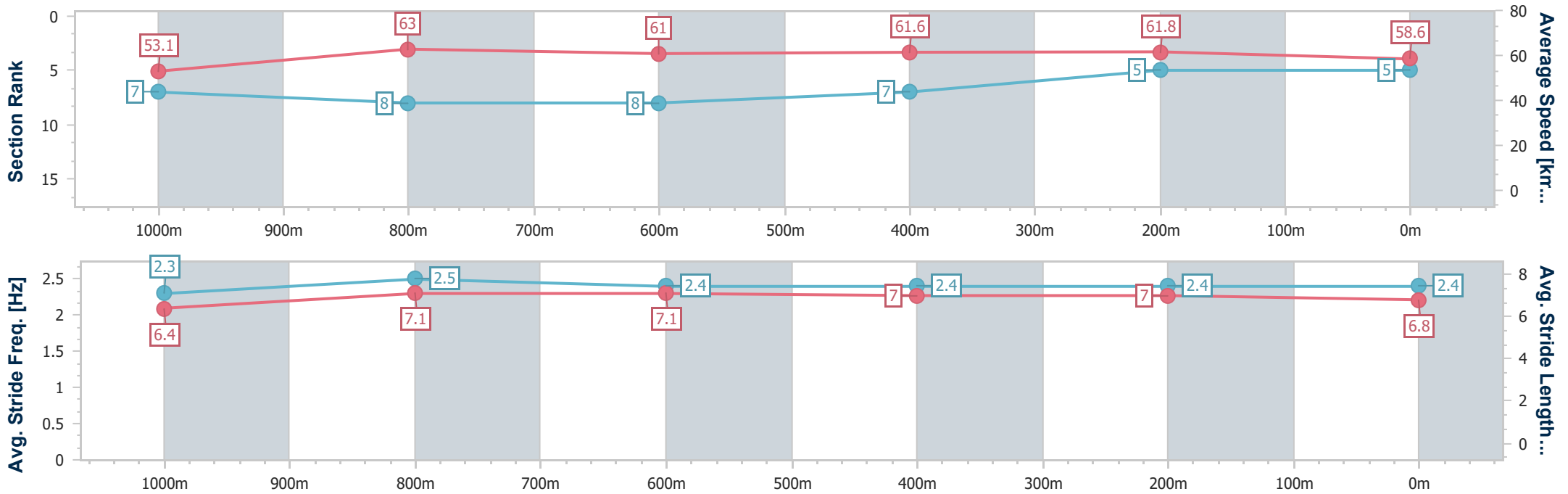
Horse/Jockey Name	Ned's Gully
Final Rank	5
Fastest Section Time (Section)	0:11.53 (1000m)
Top Speed [km/h] (Section)	65.7 (Overall)
Race State	Finished



Toowoomba QLD Professional  
 Race 8: 1EQUINE TOOWOOMBA WEETWOOD - 1200m  
 28 September 2024 - 18:15  
 Track Rating: Heavy 8, Weather: Overcast, Rail Position: True



Section	Overall	1000m	800m	600m	400m	200m
Section Times	1:12.75 [5] (0:13.57)	0:59.18 [7] (0:11.53)	0:47.65 [8] (0:11.88)	0:35.77 [8] (0:11.76)	0:24.01 [7] (0:11.78)	0:12.23 [5] (0:12.23)
Average Speed [km/h]	53.1	63.0	61.0	61.6	61.8	58.6
Top Speed [km/h]	65.7	65.4	63.0	62.5	62.7	61.7
Avg. Dist. to Rail [m]	6.1	2.7	1.7	1.7	3.3	6.0
Avg. Stride Freq. [Hz]	2.3	2.5	2.4	2.4	2.4	2.4
Avg. Stride Length [m]	6.4	7.1	7.1	7.0	7.0	6.8



- [ ] Ranking at each section and finish
- .-.- No data available at this section
- NA No data available



Horse/Jockey Name	Brereton
Final Rank	6
Fastest Section Time (Section)	0:11.41 (1000m)
Top Speed [km/h] (Section)	66.3 (Overall)
Race State	Finished



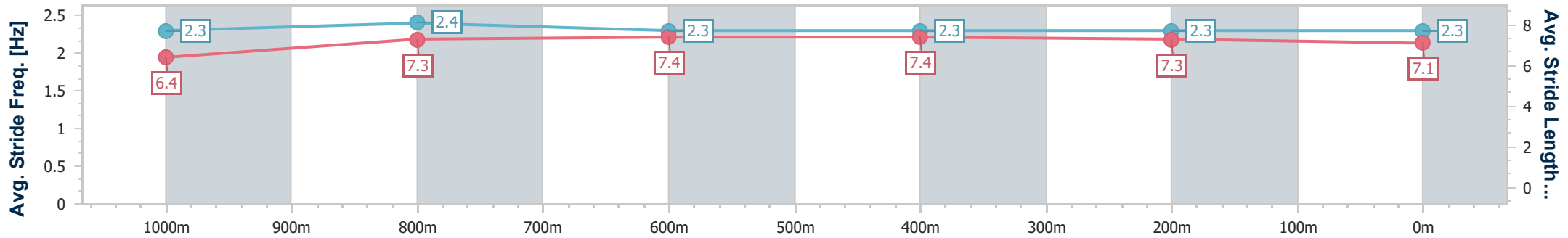
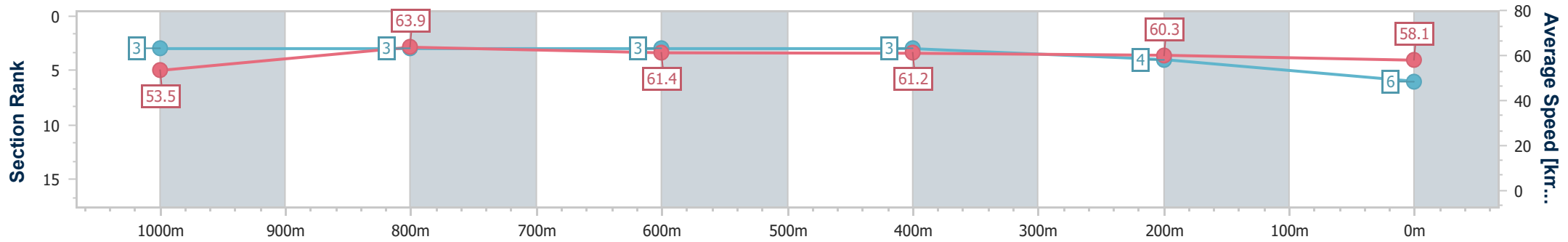
Toowoomba QLD Professional  
Race 8: 1EQUINE TOOWOOMBA WEETWOOD - 1200m



28 September 2024 - 18:15

Track Rating: Heavy 8, Weather: Overcast, Rail Position: True

Section	Overall	1000m	800m	600m	400m	200m
Section Times	1:12.84 [6] (0:13.45)	0:59.39 [3] (0:11.41)	0:47.98 [3] (0:11.76)	0:36.22 [3] (0:11.85)	0:24.37 [3] (0:12.02)	0:12.35 [4] (0:12.35)
Average Speed [km/h]	53.5	63.9	61.4	61.2	60.3	58.1
Top Speed [km/h]	66.3	66.1	62.4	62.4	61.0	60.1
Avg. Dist. to Rail [m]	3.5	3.4	1.0	0.9	2.6	6.2
Avg. Stride Freq. [Hz]	2.3	2.4	2.3	2.3	2.3	2.3
Avg. Stride Length [m]	6.4	7.3	7.4	7.4	7.3	7.1



- [ ] Ranking at each section and finish
- .-.- No data available at this section
- NA No data available





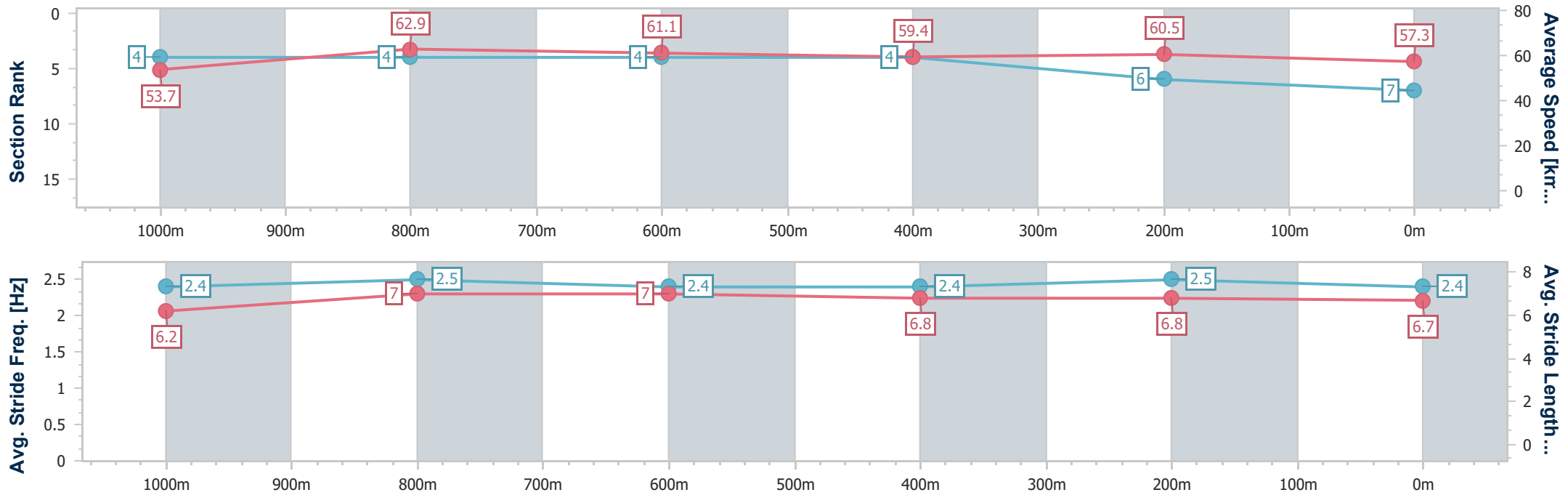
Horse/Jockey Name	Wanda Rox
Final Rank	7
Fastest Section Time (Section)	0:11.44 (1000m)
Top Speed [km/h] (Section)	67.0 (Overall)
Race State	Finished



Toowoomba QLD Professional  
 Race 8: 1EQUINE TOOWOOMBA WEETWOOD - 1200m  
 28 September 2024 - 18:15  
 Track Rating: Heavy 8, Weather: Overcast, Rail Position: True



Section	Overall	1000m	800m	600m	400m	200m
Section Times	1:13.08 [7] (0:13.45)	0:59.63 [4] (0:11.44)	0:48.19 [4] (0:11.81)	0:36.38 [4] (0:11.94)	0:24.44 [4] (0:11.91)	0:12.53 [6] (0:12.53)
Average Speed [km/h]	53.7	62.9	61.1	59.4	60.5	57.3
Top Speed [km/h]	67.0	66.3	62.5	61.4	61.4	60.7
Avg. Dist. to Rail [m]	2.0	1.0	0.8	2.4	0.8	2.3
Avg. Stride Freq. [Hz]	2.4	2.5	2.4	2.4	2.5	2.4
Avg. Stride Length [m]	6.2	7.0	7.0	6.8	6.8	6.7



- [ ] Ranking at each section and finish
- .-.- No data available at this section
- NA No data available



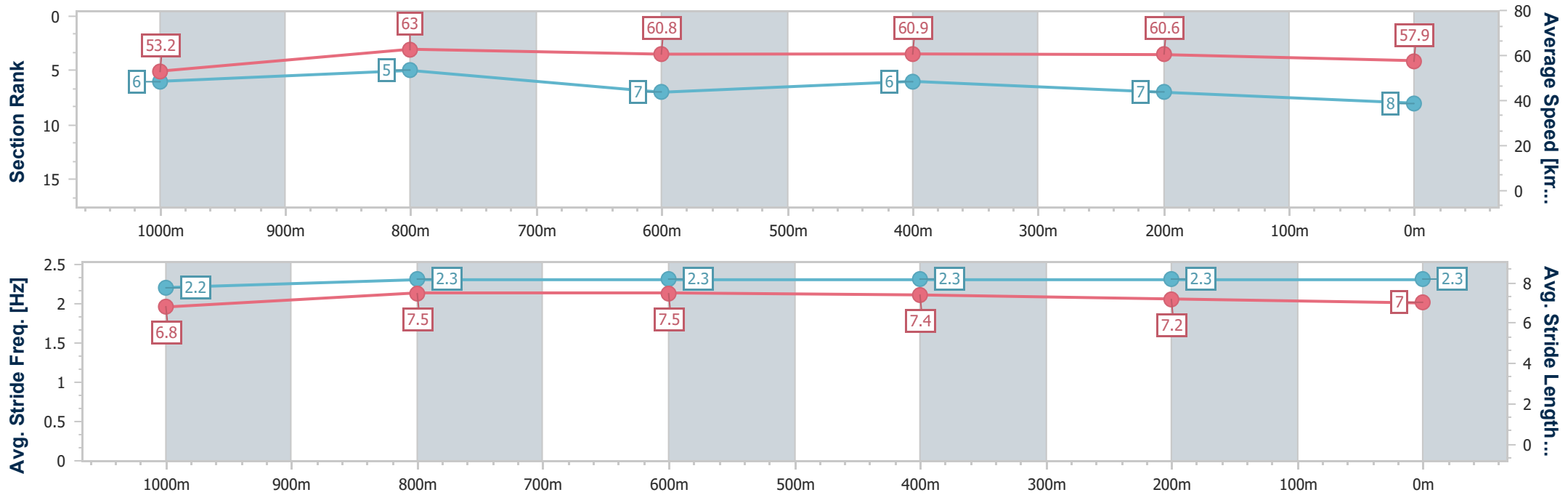
Horse/Jockey Name	Mnementh
Final Rank	8
Fastest Section Time (Section)	0:11.44 (1000m)
Top Speed [km/h] (Section)	66.4 (1000m)
Race State	Finished



Toowoomba QLD Professional  
 Race 8: 1EQUINE TOOWOOMBA WEETWOOD - 1200m  
 28 September 2024 - 18:15  
 Track Rating: Heavy 8, Weather: Overcast, Rail Position: True



Section	Overall	1000m	800m	600m	400m	200m
Section Times	1:13.15 [8] (0:13.56)	0:59.59 [6] (0:11.44)	0:48.15 [5] (0:11.88)	0:36.27 [7] (0:11.86)	0:24.41 [6] (0:11.96)	0:12.45 [7] (0:12.45)
Average Speed [km/h]	53.2	63.0	60.8	60.9	60.6	57.9
Top Speed [km/h]	66.3	66.4	62.2	62.3	61.5	60.9
Avg. Dist. to Rail [m]	3.7	1.4	0.4	0.7	2.3	3.6
Avg. Stride Freq. [Hz]	2.2	2.3	2.3	2.3	2.3	2.3
Avg. Stride Length [m]	6.8	7.5	7.5	7.4	7.2	7.0



- [ ] Ranking at each section and finish
- .-.- No data available at this section
- NA No data available



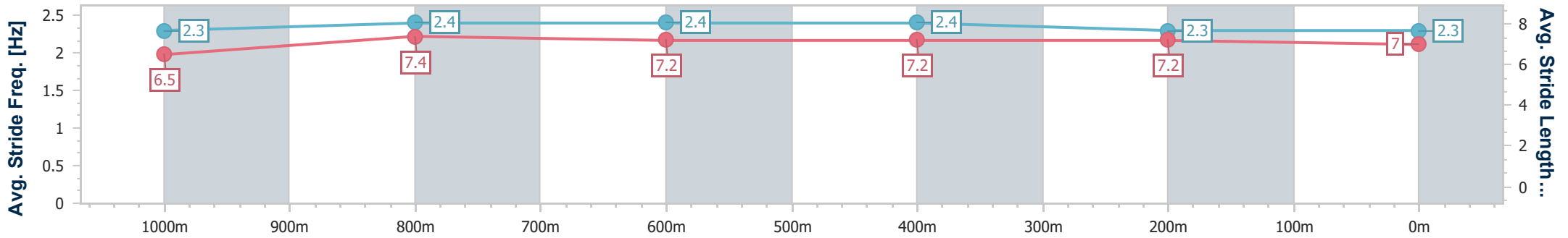
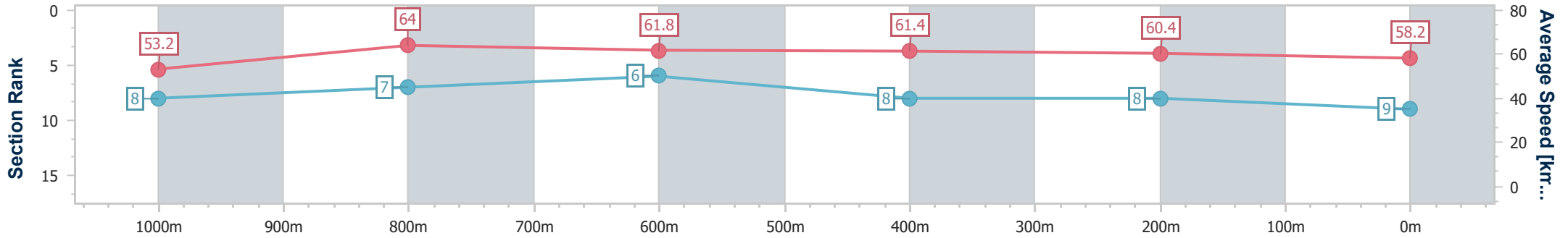
Horse/Jockey Name	At Witz End
Final Rank	9
Fastest Section Time (Section)	0:11.44 (1000m)
Top Speed [km/h] (Section)	67.7 (Overall)
Race State	Finished



Toowoomba QLD Professional  
 Race 8: 1EQUINE TOOWOOMBA WEETWOOD - 1200m  
 28 September 2024 - 18:15  
 Track Rating: Heavy 8, Weather: Overcast, Rail Position: True



Section	Overall	1000m	800m	600m	400m	200m
Section Times	1:13.22 [9] (0:13.58)	0:59.64 [8] (0:11.44)	0:48.20 [7] (0:11.80)	0:36.40 [6] (0:11.93)	0:24.47 [8] (0:12.10)	0:12.37 [8] (0:12.37)
Average Speed [km/h]	53.2	64.0	61.8	61.4	60.4	58.2
Top Speed [km/h]	67.7	67.5	63.0	62.3	61.7	59.8
Avg. Dist. to Rail [m]	12.9	5.8	4.0	3.4	4.7	8.8
Avg. Stride Freq. [Hz]	2.3	2.4	2.4	2.4	2.3	2.3
Avg. Stride Length [m]	6.5	7.4	7.2	7.2	7.2	7.0



- [ ] Ranking at each section and finish
- .-.- No data available at this section
- NA No data available



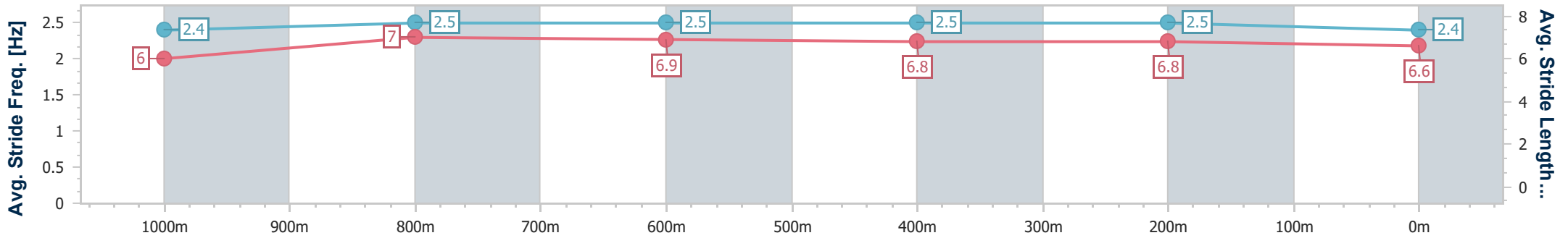
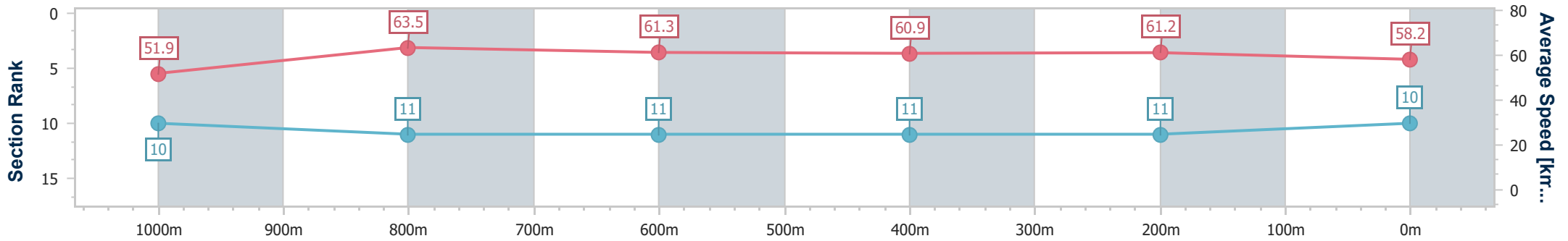
Horse/Jockey Name	Mahbaby
Final Rank	10
Fastest Section Time (Section)	0:11.50 (1000m)
Top Speed [km/h] (Section)	66.7 (1000m)
Race State	Finished



Toowoomba QLD Professional  
 Race 8: 1EQUINE TOOWOOMBA WEETWOOD - 1200m  
 28 September 2024 - 18:15  
 Track Rating: Heavy 8, Weather: Overcast, Rail Position: True



Section	Overall	1000m	800m	600m	400m	200m
Section Times	1:13.30 [10] (0:13.94)	0:59.36 [10] (0:11.50)	0:47.86 [11] (0:11.76)	0:36.10 [11] (0:11.86)	0:24.24 [11] (0:11.92)	0:12.32 [11] (0:12.32)
Average Speed [km/h]	51.9	63.5	61.3	60.9	61.2	58.2
Top Speed [km/h]	66.5	66.7	63.7	63.8	62.0	61.4
Avg. Dist. to Rail [m]	6.1	4.2	0.8	0.8	3.2	4.6
Avg. Stride Freq. [Hz]	2.4	2.5	2.5	2.5	2.5	2.4
Avg. Stride Length [m]	6.0	7.0	6.9	6.8	6.8	6.6



- [ ] Ranking at each section and finish
- .-.- No data available at this section
- NA No data available



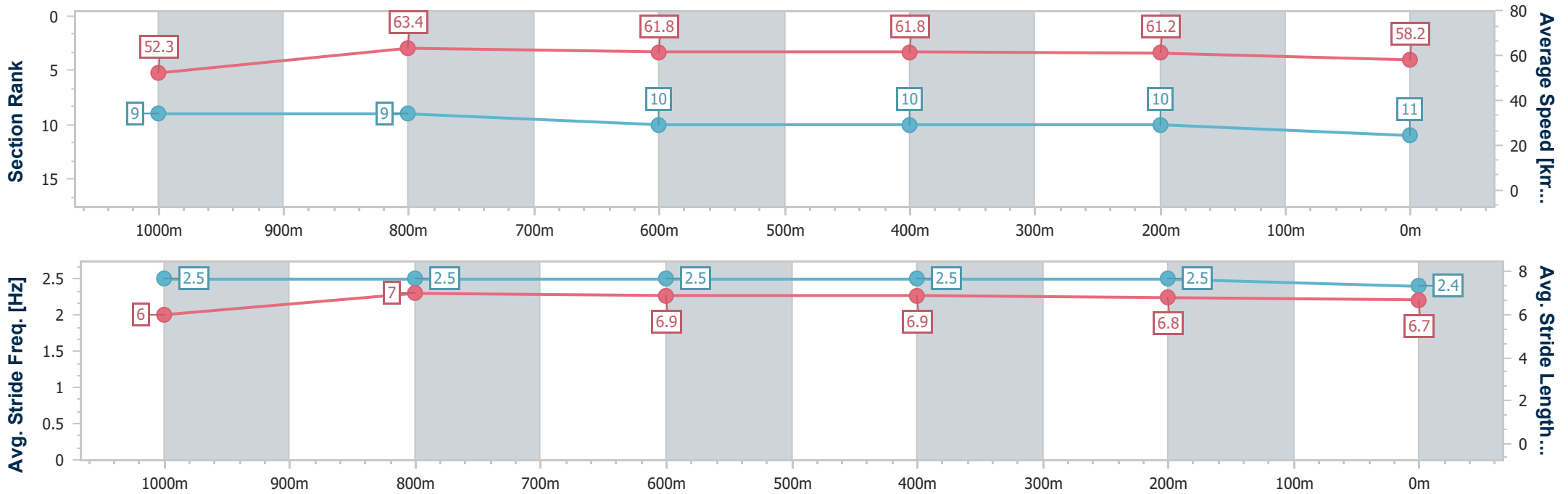
Horse/Jockey Name	Situation Room
Final Rank	11
Fastest Section Time (Section)	0:11.53 (1000m)
Top Speed [km/h] (Section)	65.9 (1000m)
Race State	Finished



Toowoomba QLD Professional  
 Race 8: 1EQUINE TOOWOOMBA WEETWOOD - 1200m  
 28 September 2024 - 18:15  
 Track Rating: Heavy 8, Weather: Overcast, Rail Position: True



Section	Overall	1000m	800m	600m	400m	200m
Section Times	1:13.31 [11] (0:13.78)	0:59.53 [9] (0:11.53)	0:48.00 [9] (0:11.82)	0:36.18 [10] (0:11.89)	0:24.29 [10] (0:11.94)	0:12.35 [10] (0:12.35)
Average Speed [km/h]	52.3	63.4	61.8	61.8	61.2	58.2
Top Speed [km/h]	65.6	65.9	63.4	63.1	62.0	60.6
Avg. Dist. to Rail [m]	7.9	5.3	3.9	3.8	4.6	8.4
Avg. Stride Freq. [Hz]	2.5	2.5	2.5	2.5	2.5	2.4
Avg. Stride Length [m]	6.0	7.0	6.9	6.9	6.8	6.7



- [ ] Ranking at each section and finish
- .-.- No data available at this section
- NA No data available



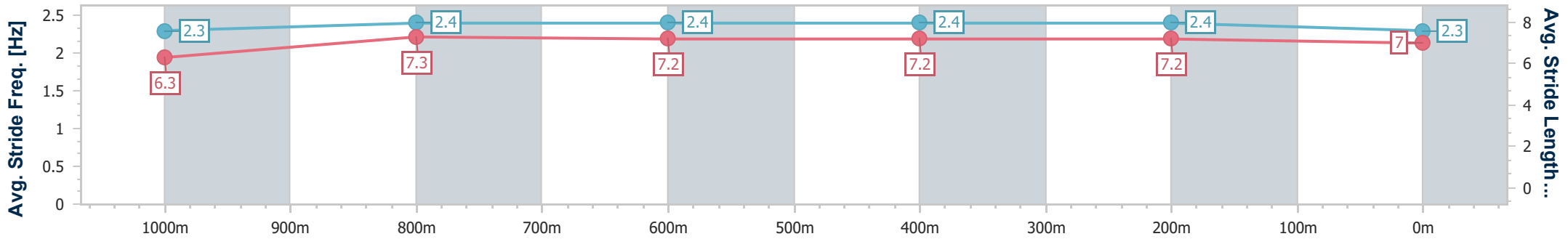
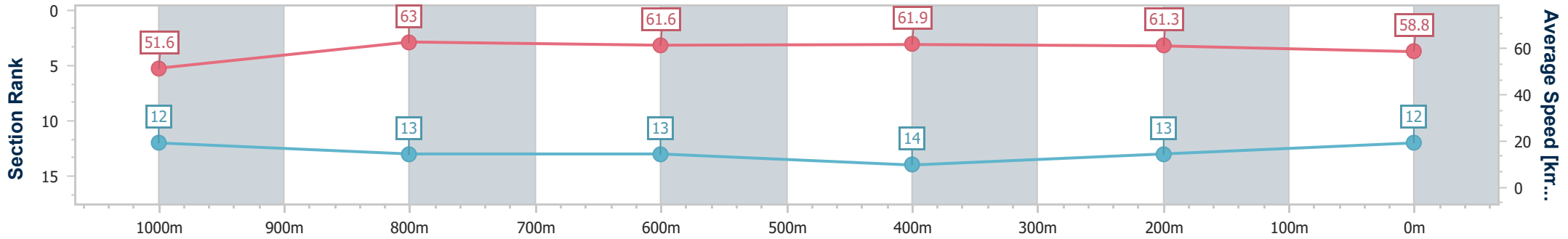
Horse/Jockey Name	Northern Express
Final Rank	12
Fastest Section Time (Section)	0:11.52 (1000m)
Top Speed [km/h] (Section)	65.2 (1000m)
Race State	Finished



Toowoomba QLD Professional  
 Race 8: 1EQUINE TOOWOOMBA WEETWOOD - 1200m  
 28 September 2024 - 18:15  
 Track Rating: Heavy 8, Weather: Overcast, Rail Position: True



Section	Overall	1000m	800m	600m	400m	200m
Section Times	1:13.42 [12] (0:13.98)	0:59.44 [12] (0:11.52)	0:47.92 [13] (0:11.82)	0:36.10 [13] (0:11.90)	0:24.20 [14] (0:11.99)	0:12.21 [13]
Average Speed [km/h]	51.6	63.0	61.6	61.9	61.3	58.8
Top Speed [km/h]	63.0	65.2	62.6	62.8	62.0	61.4
Avg. Dist. to Rail [m]	8.5	3.3	3.1	4.4	6.1	10.1
Avg. Stride Freq. [Hz]	2.3	2.4	2.4	2.4	2.4	2.3
Avg. Stride Length [m]	6.3	7.3	7.2	7.2	7.2	7.0



- [ ] Ranking at each section and finish
- .-.- No data available at this section
- NA No data available



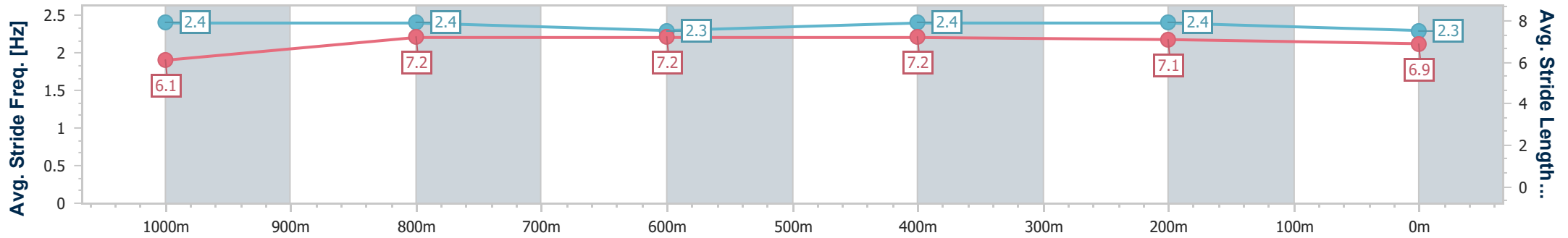
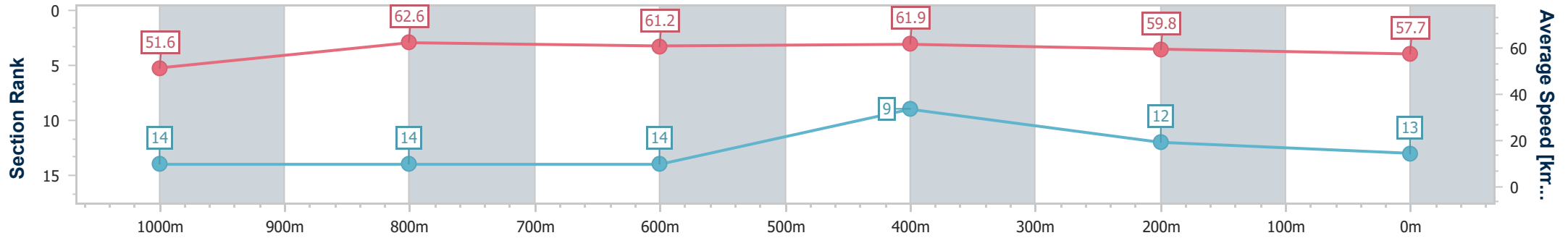
Horse/Jockey Name	Bonaparte
Final Rank	13
Fastest Section Time (Section)	0:11.55 (1000m)
Top Speed [km/h] (Section)	64.9 (Overall)
Race State	Finished



Toowoomba QLD Professional  
 Race 8: 1EQUINE TOOWOOMBA WEETWOOD - 1200m  
 28 September 2024 - 18:15  
 Track Rating: Heavy 8, Weather: Overcast, Rail Position: True



Section	Overall	1000m	800m	600m	400m	200m
Section Times	1:13.58 [13] (0:14.00)	0:59.58 [14] (0:11.55)	0:48.03 [14] (0:11.81)	0:36.22 [14] (0:11.66)	0:24.56 [9] (0:12.16)	0:12.40 [12] (0:12.40)
Average Speed [km/h]	51.6	62.6	61.2	61.9	59.8	57.7
Top Speed [km/h]	64.9	64.6	62.1	63.3	60.8	59.6
Avg. Dist. to Rail [m]	7.2	2.6	0.5	0.6	2.2	3.2
Avg. Stride Freq. [Hz]	2.4	2.4	2.3	2.4	2.4	2.3
Avg. Stride Length [m]	6.1	7.2	7.2	7.2	7.1	6.9



- [ ] Ranking at each section and finish
- .-.- No data available at this section
- NA No data available



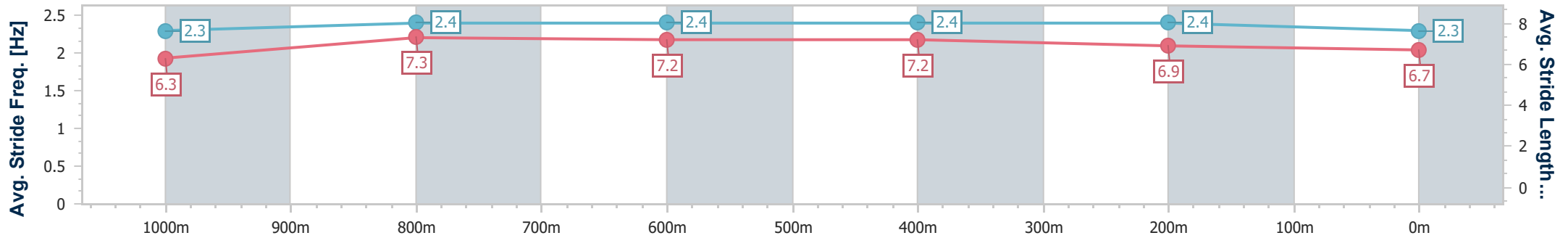
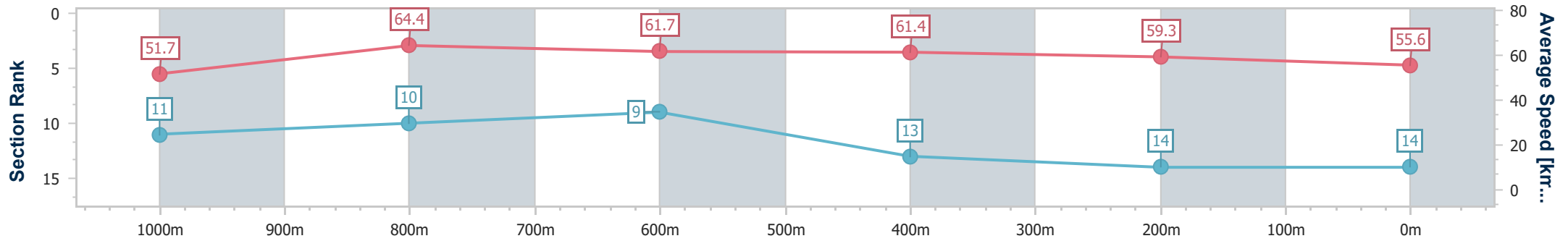
Horse/Jockey Name	Legal Esprit
Final Rank	14
Fastest Section Time (Section)	0:11.35 (1000m)
Top Speed [km/h] (Section)	66.6 (1000m)
Race State	Finished



Toowoomba QLD Professional  
 Race 8: 1EQUINE TOOWOOMBA WEETWOOD - 1200m  
 28 September 2024 - 18:15  
 Track Rating: Heavy 8, Weather: Overcast, Rail Position: True



Section	Overall	1000m	800m	600m	400m	200m
Section Times	1:14.45 [14] (0:13.96)	1:00.49 [11] (0:11.35)	0:49.14 [10] (0:11.80)	0:37.34 [9] (0:11.98)	0:25.36 [13] (0:12.37)	0:12.99 [14] (0:12.99)
Average Speed [km/h]	51.7	64.4	61.7	61.4	59.3	55.6
Top Speed [km/h]	65.9	66.6	63.4	62.5	60.8	57.7
Avg. Dist. to Rail [m]	10.8	5.5	2.8	3.9	6.9	8.7
Avg. Stride Freq. [Hz]	2.3	2.4	2.4	2.4	2.4	2.3
Avg. Stride Length [m]	6.3	7.3	7.2	7.2	6.9	6.7



- [ ] Ranking at each section and finish
- .-.- No data available at this section
- NA No data available