



# Toowoomba QLD Professional

## Race 6: BARRIER REEF POOLS Class 3 Plate - 1000m

28 September 2024 - 17:07



Track Rating: Heavy 8, Weather: Overcast, Rail Position: True

Section											Last 600m		
Field Times		Overall	800m	600m	400m	200m						0:35.63	
		1:00.63 (0:13.72)	0:46.91 (0:11.28)	0:35.63 (0:11.53)	0:24.10 (0:11.99)	0:12.11 (0:12.11)							
Rank	TAB	Horse/Jockey	Barrier	Top Speed [km/h]	Fastest Section						Margin	Distance Travelled [m]	
1	13	INSTAGOOD Emily Lang	2	64.1 Overall	0:11.50 800m	1:00.63 [1] (0:13.88)	0:46.75 [3] (0:11.50)	0:35.25 [6] (0:11.57)	0:23.68 [7] (0:11.85)	0:11.83 [6] (0:11.83)	1:00.63	0:35.25	
2	1	BIOGRAPHER Robbie Dolan	9	66.2 Overall	0:11.28 800m	1:00.65 [2] (0:14.11)	0:46.54 [7] (0:11.28)	0:35.26 [7] (0:11.51)	0:23.75 [6] (0:11.74)	0:12.01 [3] (0:12.01)	0.1L	0:35.26	+1
3	2	BOSSSED UP James Orman	16	66.2 800m	0:11.29 800m	1:00.66 [3] (0:14.63)	0:46.03 [11] (0:11.29)	0:34.74 [11] (0:11.53)	0:23.21 [11] (0:11.60)	0:11.61 [10] (0:11.61)	0.2L	0:34.74	+7
4	10	MASTER GEE Ryan Maloney	8	66.6 800m	0:11.18 800m	1:00.81 [4] (0:14.23)	0:46.58 [8] (0:11.18)	0:35.40 [8] (0:11.61)	0:23.79 [8] (0:11.79)	0:12.00 [7] (0:12.00)	1L	0:35.40	+3
5	7	RUSSIAN MINT Andrew Mallyon	10	66.2 800m	0:11.32 800m	1:01.06 [5] (0:14.41)	0:46.65 [10] (0:11.32)	0:35.33 [10] (0:11.54)	0:23.79 [10] (0:11.70)	0:12.09 [9] (0:12.09)	2.3L	0:35.33	+6
6	3	DEVASTATING Angela Jones	7	66.2 Overall	0:11.26 800m	1:01.14 [6] (0:14.32)	0:46.82 [9] (0:11.26)	0:35.56 [9] (0:11.45)	0:24.11 [9] (0:11.74)	0:12.37 [5] (0:12.37)	2.7L	0:35.56	-5
7	6	MEDALS Les Tilley	13	67.6 800m	0:11.20 800m	1:01.23 [7] (0:13.96)	0:47.27 [5] (0:11.20)	0:36.07 [3] (0:11.39)	0:24.68 [2] (0:11.97)	0:12.71 [1] (0:12.71)	3.2L	0:36.07	+4
8	16	MISS DE BLAAS Taylor Marshall	4	66.6 Overall	0:11.43 800m	1:01.38 [8] (0:13.72)	0:47.66 [1] (0:11.43)	0:36.23 [2] (0:11.68)	0:24.55 [4] (0:11.98)	0:12.57 [7] (0:12.57)	4L	0:36.23	+1
9	15	FIERY RING Cejay Graham	1	64.7 800m	0:11.33 800m	1:01.44 [9] (0:13.98)	0:47.46 [6] (0:11.33)	0:36.13 [5] (0:11.48)	0:24.65 [3] (0:11.90)	0:12.75 [4] (0:12.75)	4.3L	0:36.13	-7
10	5	HIGHBAR Mark Du Plessis	3	66.7 Overall	0:11.22 800m	1:01.72 [10] (0:13.78)	0:47.94 [2] (0:11.22)	0:36.72 [1] (0:11.53)	0:25.19 [1] (0:12.06)	0:13.13 [2] (0:13.13)	5.8L	0:36.72	-7

Scratched: Find Your Own (#9), Point Break (#17), Treporti (#8), Port Erin (#11), River Noire (#12), Helluva Barty (#4)

[ ] Ranking at each section and finish  
 -:-:- No data available at this section  
 NA No data available

SCN Saddle cloth number  
 DNF Did not finish  
 DNT Did not track



# Toowoomba QLD Professional

## Race 6: BARRIER REEF POOLS Class 3 Plate - 1000m

28 September 2024 - 17:07



Track Rating: Heavy 8, Weather: Overcast, Rail Position: True

Section		Overall	800m	600m	400m	200m	Last 600m					
Field Times		1:00.63 (0:13.72)	0:46.91 (0:11.28)	0:35.63 (0:11.53)	0:24.10 (0:11.99)	0:12.11 (0:12.11)	0:35.63					
Rank	TAB Horse/Jockey	Barrier	Top Speed [km/h]	Fastest Section	Margin			Distance Travelled [m]				
11	14 DEVIL'S RITE Justin Stanley	12	67.6 Overall	0:11.26 800m	1:02.92 [11] (0:13.95)	0:48.97 [4] (0:11.26)	0:37.71 [4] (0:11.67)	0:26.04 [5] (0:12.35)	0:13.69 [11] (0:13.69)	12.8L	0:37.71	+9

Scratched: Find Your Own (#9), Point Break (#17), Treporti (#8), Port Erin (#11), River Noire (#12), Helluva Barty (#4)

[ ] Ranking at each section and finish  
 -:-:-:- No data available at this section  
 NA No data available

SCN Saddle cloth number  
 DNF Did not finish  
 DNT Did not track



Horse/Jockey Name	Instagood
Final Rank	1
Fastest Section Time (Section)	0:11.50 (800m)
Top Speed [km/h] (Section)	64.1 (Overall)
Race State	Finished



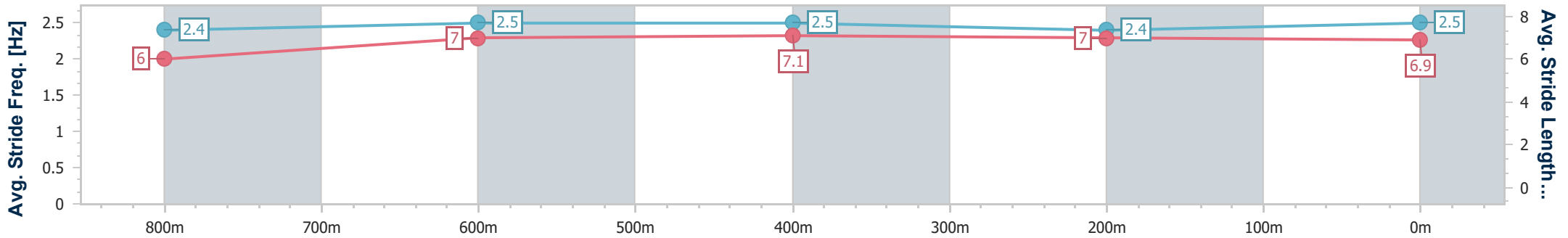
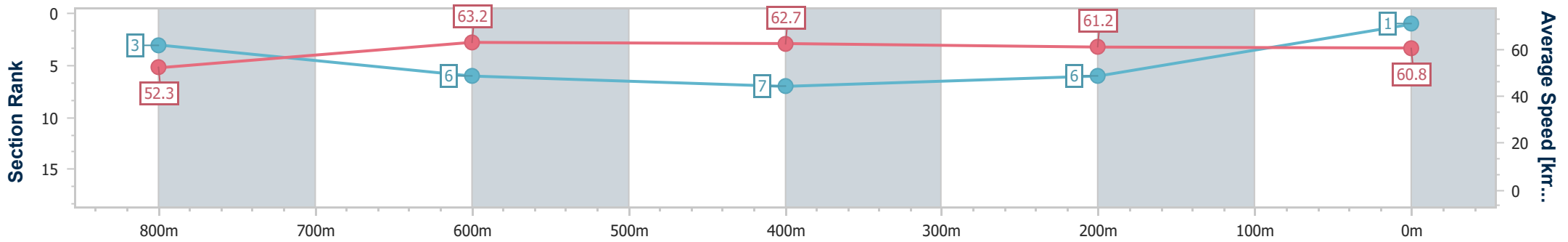
Toowoomba QLD Professional  
Race 6: BARRIER REEF POOLS Class 3 Plate - 1000m



28 September 2024 - 17:07

Track Rating: Heavy 8, Weather: Overcast, Rail Position: True

Section	Overall	800m	600m	400m	200m
Section Times	1:00.63 [1] (0:13.88)	0:46.75 [3] (0:11.50)	0:35.25 [6] (0:11.57)	0:23.68 [7] (0:11.85)	0:11.83 [6] (0:11.83)
Average Speed [km/h]	52.3	63.2	62.7	61.2	60.8
Top Speed [km/h]	64.1	63.7	64.0	62.5	62.1
Avg. Dist. to Rail [m]	3.2	2.3	1.8	2.2	5.1
Avg. Stride Freq. [Hz]	2.4	2.5	2.5	2.4	2.5
Avg. Stride Length [m]	6.0	7.0	7.1	7.0	6.9



- [ ] Ranking at each section and finish
- .-.-.- No data available at this section
- NA No data available



Horse/Jockey Name	Biographer
Final Rank	2
Fastest Section Time (Section)	0:11.28 (800m)
Top Speed [km/h] (Section)	66.2 (Overall)
Race State	Finished



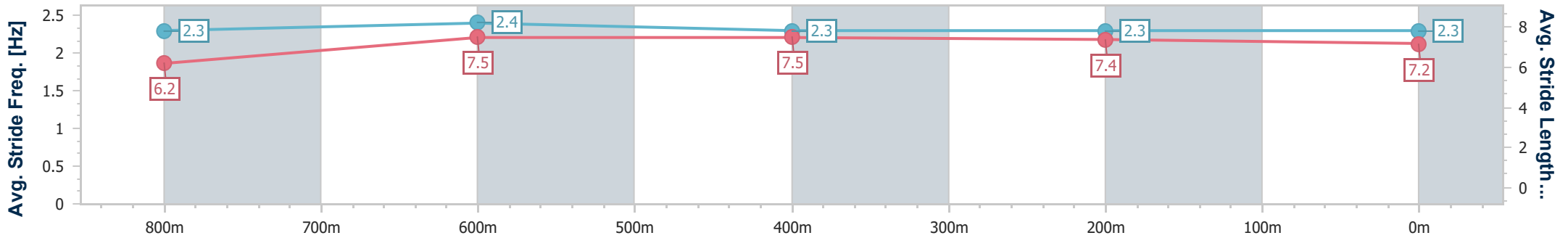
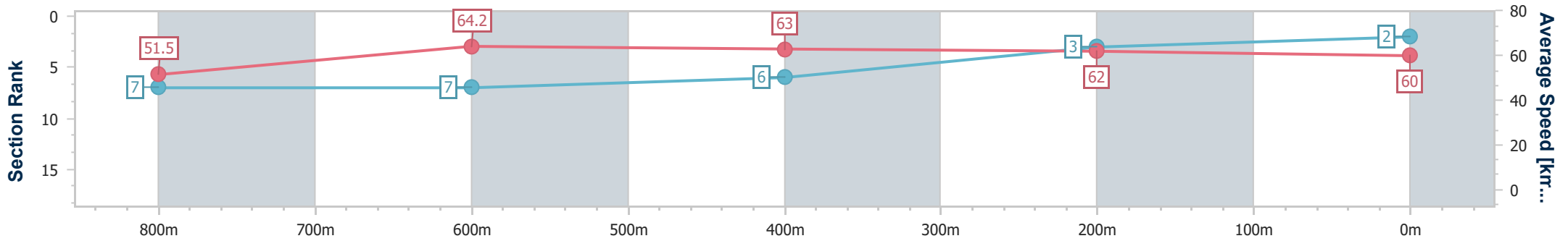
Toowoomba QLD Professional  
Race 6: BARRIER REEF POOLS Class 3 Plate - 1000m



28 September 2024 - 17:07

Track Rating: Heavy 8, Weather: Overcast, Rail Position: True

Section	Overall	800m	600m	400m	200m
Section Times	1:00.65 [2] (0:14.11)	0:46.54 [7] (0:11.28)	0:35.26 [7] (0:11.51)	0:23.75 [6] (0:11.74)	0:12.01 [3] (0:12.01)
Average Speed [km/h]	51.5	64.2	63.0	62.0	60.0
Top Speed [km/h]	66.2	66.1	64.3	62.8	61.6
Avg. Dist. to Rail [m]	5.8	1.8	2.0	3.5	5.3
Avg. Stride Freq. [Hz]	2.3	2.4	2.3	2.3	2.3
Avg. Stride Length [m]	6.2	7.5	7.5	7.4	7.2



- [ ] Ranking at each section and finish
- .-.- No data available at this section
- NA No data available



Horse/Jockey Name	Bossed Up
Final Rank	3
Fastest Section Time (Section)	0:11.29 (800m)
Top Speed [km/h] (Section)	66.2 (800m)
Race State	Finished



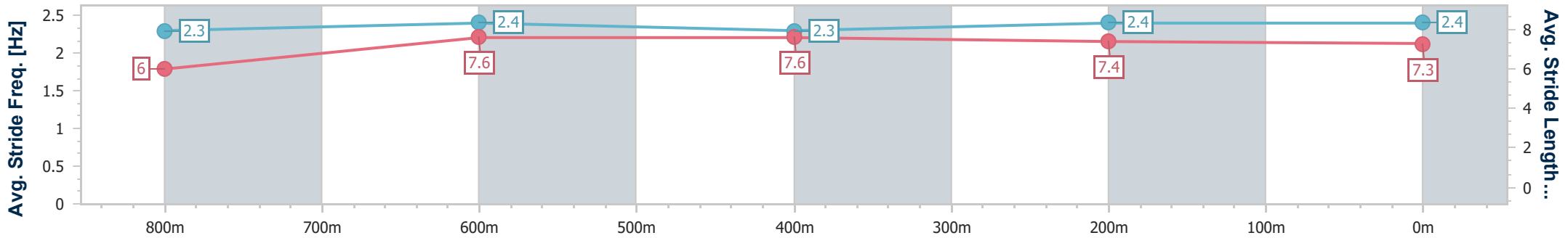
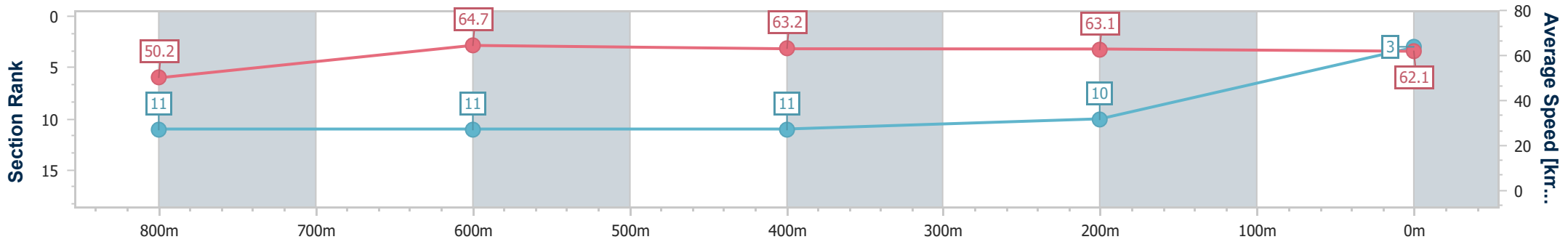
Toowoomba QLD Professional  
Race 6: BARRIER REEF POOLS Class 3 Plate - 1000m



28 September 2024 - 17:07

Track Rating: Heavy 8, Weather: Overcast, Rail Position: True

Section	Overall	800m	600m	400m	200m
Section Times	1:00.66 [3] (0:14.63)	0:46.03 [11] (0:11.29)	0:34.74 [11] (0:11.53)	0:23.21 [11] (0:11.60)	0:11.61 [10] (0:11.61)
Average Speed [km/h]	50.2	64.7	63.2	63.1	62.1
Top Speed [km/h]	64.1	66.2	64.3	63.9	63.3
Avg. Dist. to Rail [m]	10.4	3.6	2.9	5.4	7.0
Avg. Stride Freq. [Hz]	2.3	2.4	2.3	2.4	2.4
Avg. Stride Length [m]	6.0	7.6	7.6	7.4	7.3



- [ ] Ranking at each section and finish
- .-.- No data available at this section
- NA No data available



Horse/Jockey Name	Master Gee
Final Rank	4
Fastest Section Time (Section)	0:11.18 (800m)
Top Speed [km/h] (Section)	66.6 (800m)
Race State	Finished



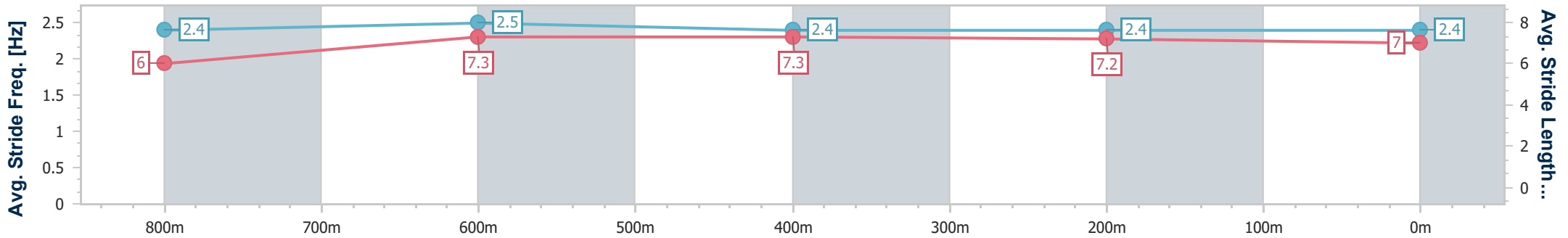
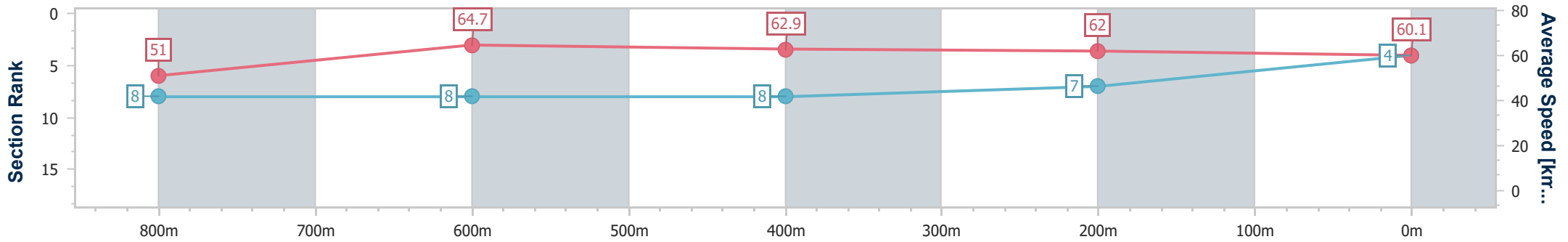
Toowoomba QLD Professional  
Race 6: BARRIER REEF POOLS Class 3 Plate - 1000m



28 September 2024 - 17:07

Track Rating: Heavy 8, Weather: Overcast, Rail Position: True

Section	Overall	800m	600m	400m	200m
Section Times	1:00.81 [4] (0:14.23)	0:46.58 [8] (0:11.18)	0:35.40 [8] (0:11.61)	0:23.79 [8] (0:11.79)	0:12.00 [7] (0:12.00)
Average Speed [km/h]	51.0	64.7	62.9	62.0	60.1
Top Speed [km/h]	64.6	66.6	63.5	62.8	61.3
Avg. Dist. to Rail [m]	5.0	1.9	2.6	4.7	7.3
Avg. Stride Freq. [Hz]	2.4	2.5	2.4	2.4	2.4
Avg. Stride Length [m]	6.0	7.3	7.3	7.2	7.0



- [ ] Ranking at each section and finish
- .-.- No data available at this section
- NA No data available



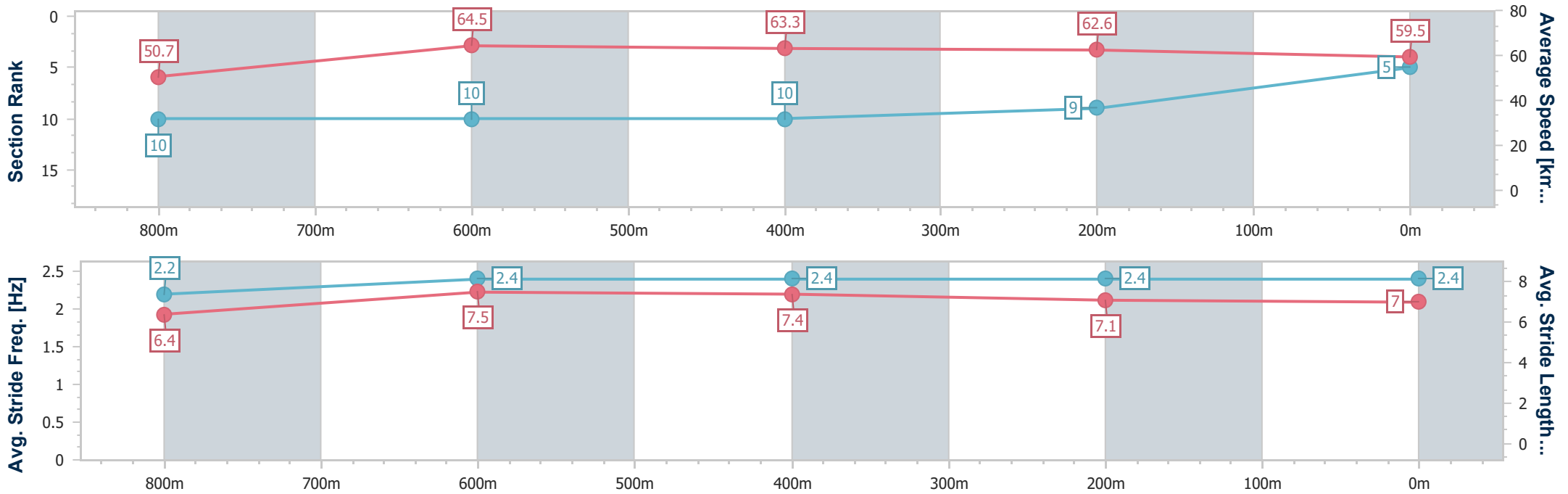
Horse/Jockey Name	Russian Mint
Final Rank	5
Fastest Section Time (Section)	0:11.32 (800m)
Top Speed [km/h] (Section)	66.2 (800m)
Race State	Finished



Toowoomba QLD Professional  
 Race 6: BARRIER REEF POOLS Class 3 Plate - 1000m  
 28 September 2024 - 17:07  
 Track Rating: Heavy 8, Weather: Overcast, Rail Position: True



Section	Overall	800m	600m	400m	200m
Section Times	1:01.06 [5] (0:14.41)	0:46.65 [10] (0:11.32)	0:35.33 [10] (0:11.54)	0:23.79 [10] (0:11.70)	0:12.09 [9] (0:12.09)
Average Speed [km/h]	50.7	64.5	63.3	62.6	59.5
Top Speed [km/h]	64.6	66.2	64.4	64.3	62.2
Avg. Dist. to Rail [m]	9.9	3.7	2.7	5.4	8.2
Avg. Stride Freq. [Hz]	2.2	2.4	2.4	2.4	2.4
Avg. Stride Length [m]	6.4	7.5	7.4	7.1	7.0



- [ ] Ranking at each section and finish
- .-.- No data available at this section
- NA No data available



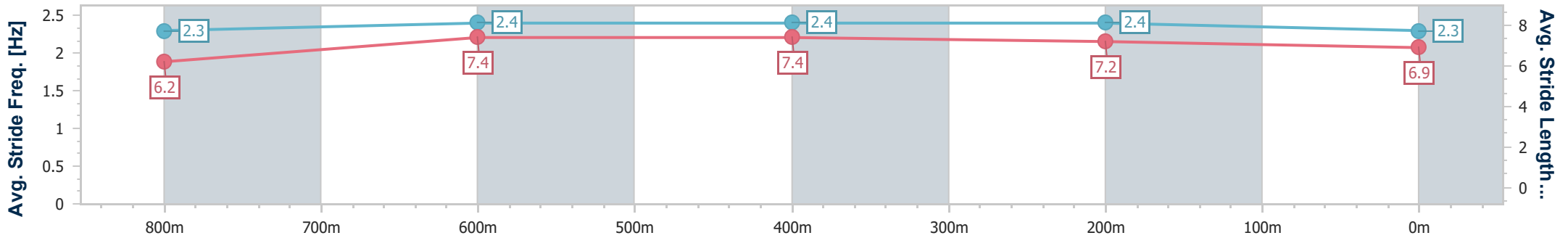
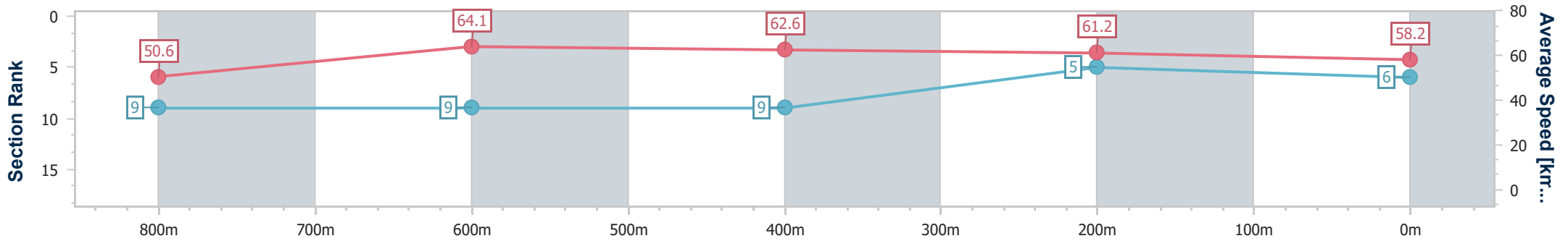
Horse/Jockey Name	Devastating
Final Rank	6
Fastest Section Time (Section)	0:11.26 (800m)
Top Speed [km/h] (Section)	66.2 (Overall)
Race State	Finished



Toowoomba QLD Professional  
 Race 6: BARRIER REEF POOLS Class 3 Plate - 1000m  
 28 September 2024 - 17:07  
 Track Rating: Heavy 8, Weather: Overcast, Rail Position: True



Section	Overall	800m	600m	400m	200m
Section Times	1:01.14 [6] (0:14.32)	0:46.82 [9] (0:11.26)	0:35.56 [9] (0:11.45)	0:24.11 [9] (0:11.74)	0:12.37 [5] (0:12.37)
Average Speed [km/h]	50.6	64.1	62.6	61.2	58.2
Top Speed [km/h]	66.2	65.7	63.9	62.5	60.7
Avg. Dist. to Rail [m]	5.4	0.5	0.5	0.4	0.4
Avg. Stride Freq. [Hz]	2.3	2.4	2.4	2.4	2.3
Avg. Stride Length [m]	6.2	7.4	7.4	7.2	6.9



- [ ] Ranking at each section and finish
- .-.- No data available at this section
- NA No data available





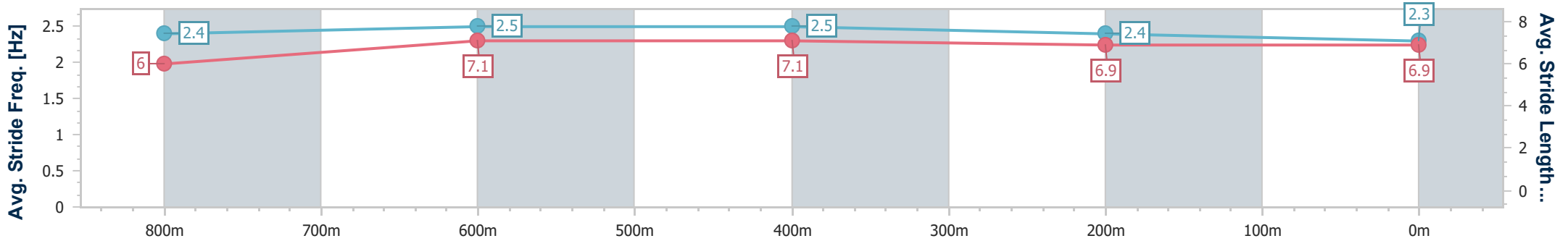
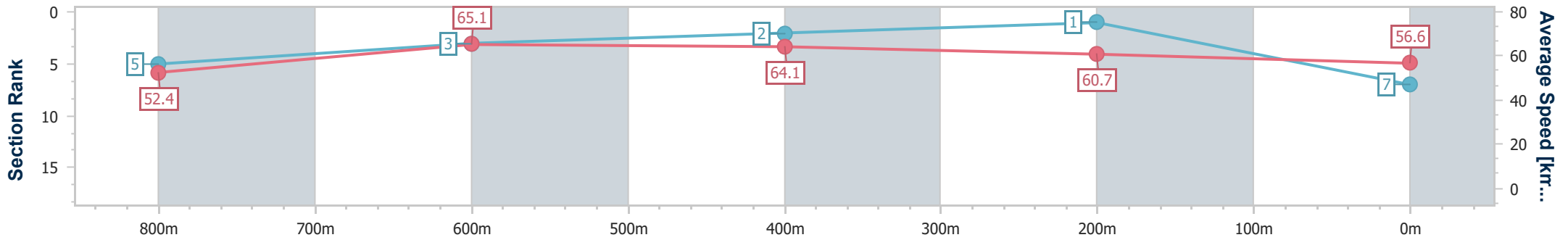
Horse/Jockey Name	Medals
Final Rank	7
Fastest Section Time (Section)	0:11.20 (800m)
Top Speed [km/h] (Section)	67.6 (800m)
Race State	Finished



Toowoomba QLD Professional  
 Race 6: BARRIER REEF POOLS Class 3 Plate - 1000m  
 28 September 2024 - 17:07  
 Track Rating: Heavy 8, Weather: Overcast, Rail Position: True



Section	Overall	800m	600m	400m	200m
Section Times	1:01.23 [7] (0:13.96)	0:47.27 [5] (0:11.20)	0:36.07 [3] (0:11.39)	0:24.68 [2] (0:11.97)	0:12.71 [1] (0:12.71)
Average Speed [km/h]	52.4	65.1	64.1	60.7	56.6
Top Speed [km/h]	67.0	67.6	64.9	62.8	59.1
Avg. Dist. to Rail [m]	8.2	3.8	2.4	3.0	3.4
Avg. Stride Freq. [Hz]	2.4	2.5	2.5	2.4	2.3
Avg. Stride Length [m]	6.0	7.1	7.1	6.9	6.9



- [ ] Ranking at each section and finish
- .-.- No data available at this section
- NA No data available



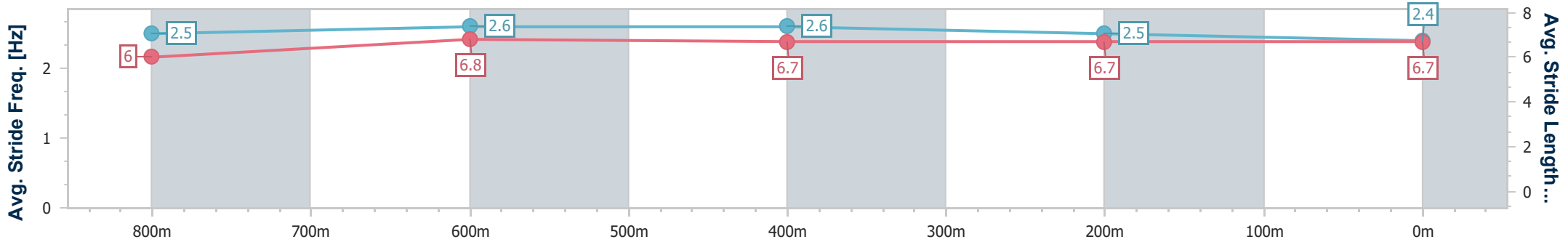
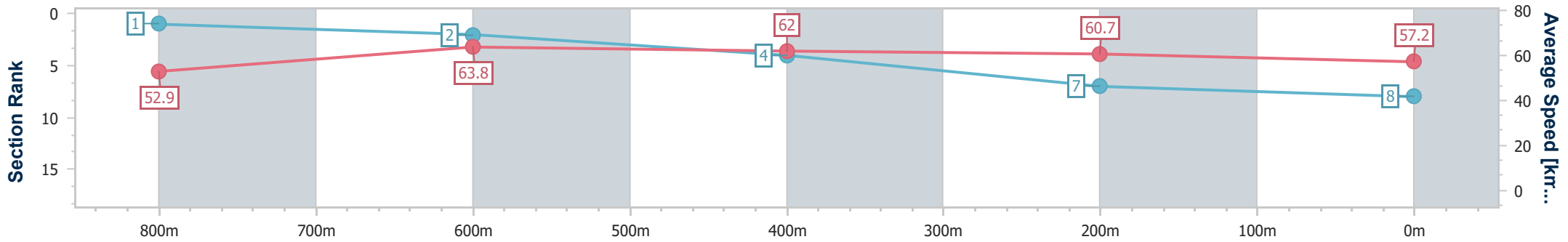
Horse/Jockey Name	Miss De Blaas
Final Rank	8
Fastest Section Time (Section)	0:11.43 (800m)
Top Speed [km/h] (Section)	66.6 (Overall)
Race State	Finished



Toowoomba QLD Professional  
 Race 6: BARRIER REEF POOLS Class 3 Plate - 1000m  
 28 September 2024 - 17:07  
 Track Rating: Heavy 8, Weather: Overcast, Rail Position: True



Section	Overall	800m	600m	400m	200m
Section Times	1:01.38 [8] (0:13.72)	0:47.66 [1] (0:11.43)	0:36.23 [2] (0:11.68)	0:24.55 [4] (0:11.98)	0:12.57 [7] (0:12.57)
Average Speed [km/h]	52.9	63.8	62.0	60.7	57.2
Top Speed [km/h]	66.6	65.4	64.3	61.9	60.2
Avg. Dist. to Rail [m]	5.2	3.3	1.5	2.0	1.4
Avg. Stride Freq. [Hz]	2.5	2.6	2.6	2.5	2.4
Avg. Stride Length [m]	6.0	6.8	6.7	6.7	6.7



- [ ] Ranking at each section and finish
- .-.- No data available at this section
- NA No data available



Horse/Jockey Name	Fiery Ring
Final Rank	9
Fastest Section Time (Section)	0:11.33 (800m)
Top Speed [km/h] (Section)	64.7 (800m)
Race State	Finished



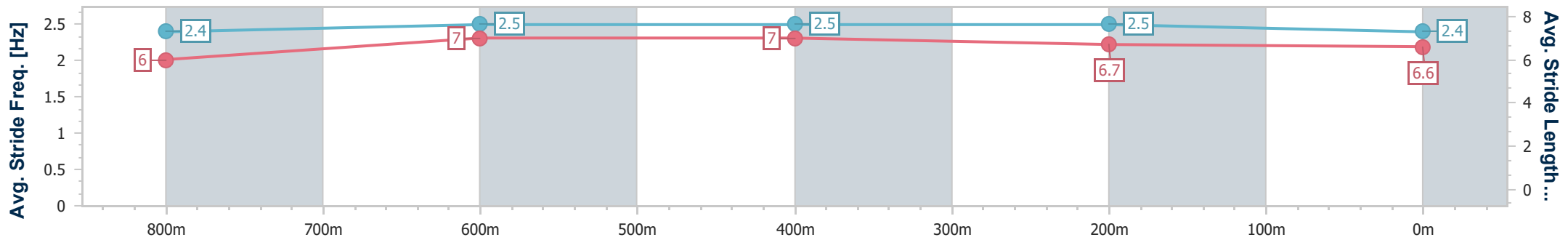
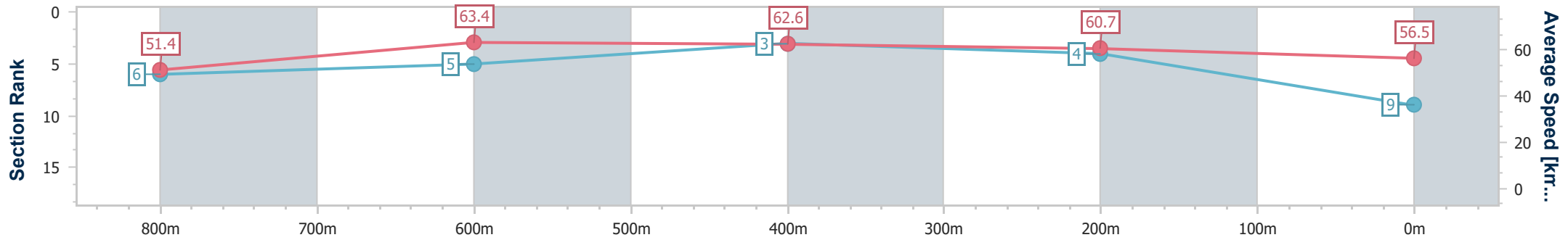
Toowoomba QLD Professional  
Race 6: BARRIER REEF POOLS Class 3 Plate - 1000m



28 September 2024 - 17:07

Track Rating: Heavy 8, Weather: Overcast, Rail Position: True

Section	Overall	800m	600m	400m	200m
Section Times	1:01.44 [9] (0:13.98)	0:47.46 [6] (0:11.33)	0:36.13 [5] (0:11.48)	0:24.65 [3] (0:11.90)	0:12.75 [4] (0:12.75)
Average Speed [km/h]	51.4	63.4	62.6	60.7	56.5
Top Speed [km/h]	64.2	64.7	64.5	62.0	59.3
Avg. Dist. to Rail [m]	2.0	0.7	0.5	0.9	1.1
Avg. Stride Freq. [Hz]	2.4	2.5	2.5	2.5	2.4
Avg. Stride Length [m]	6.0	7.0	7.0	6.7	6.6



- [ ] Ranking at each section and finish
- .-.- No data available at this section
- NA No data available



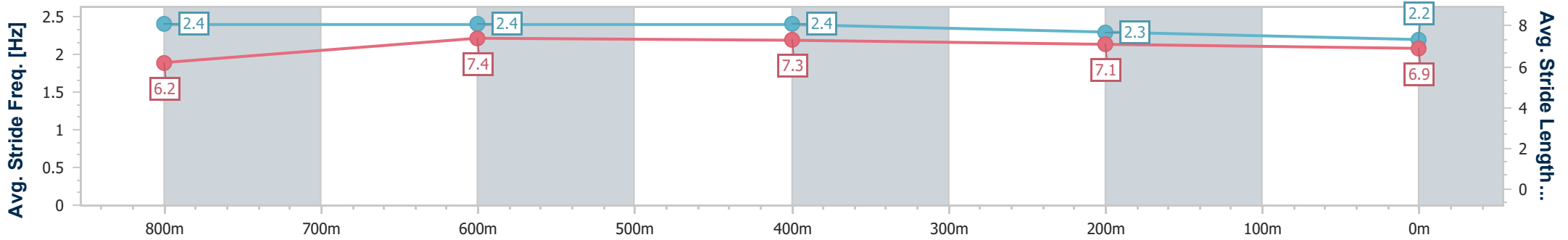
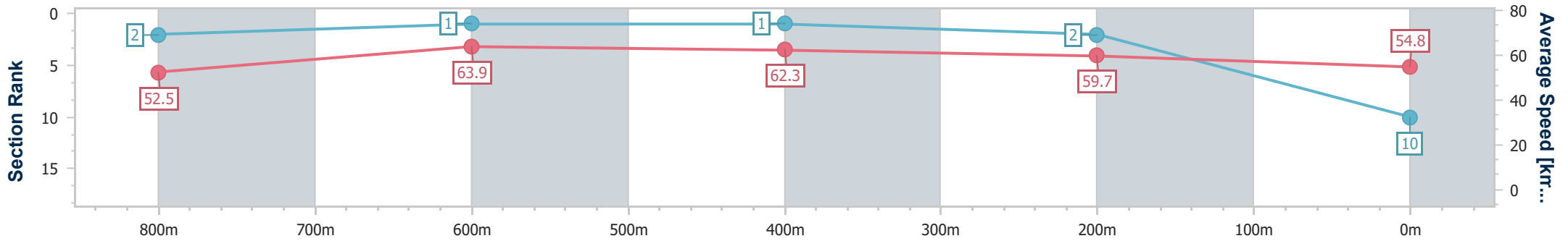
Horse/Jockey Name	Highbar
Final Rank	10
Fastest Section Time (Section)	0:11.22 (800m)
Top Speed [km/h] (Section)	66.7 (Overall)
Race State	Finished



Toowoomba QLD Professional  
 Race 6: BARRIER REEF POOLS Class 3 Plate - 1000m  
 28 September 2024 - 17:07  
 Track Rating: Heavy 8, Weather: Overcast, Rail Position: True



Section	Overall	800m	600m	400m	200m
Section Times	1:01.72 [10] (0:13.78)	0:47.94 [2] (0:11.22)	0:36.72 [1] (0:11.53)	0:25.19 [1] (0:12.06)	0:13.13 [2] (0:13.13)
Average Speed [km/h]	52.5	63.9	62.3	59.7	54.8
Top Speed [km/h]	66.7	64.8	64.5	61.4	58.3
Avg. Dist. to Rail [m]	3.4	1.0	0.2	0.8	2.0
Avg. Stride Freq. [Hz]	2.4	2.4	2.4	2.3	2.2
Avg. Stride Length [m]	6.2	7.4	7.3	7.1	6.9



- [ ] Ranking at each section and finish
- .-.- No data available at this section
- NA No data available



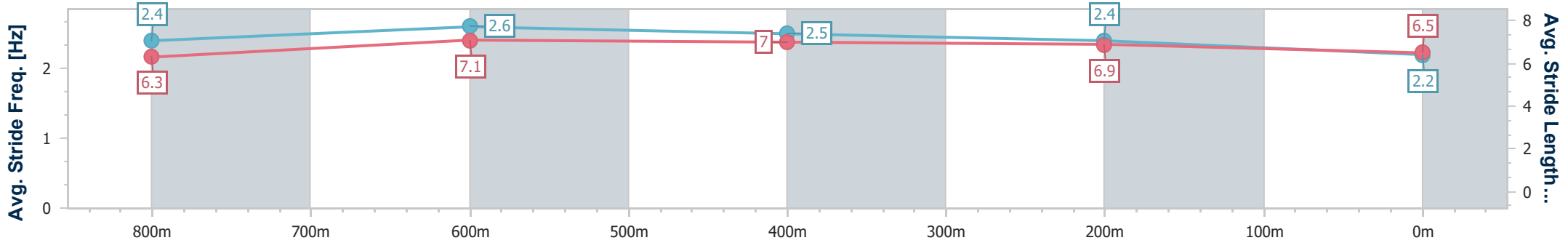
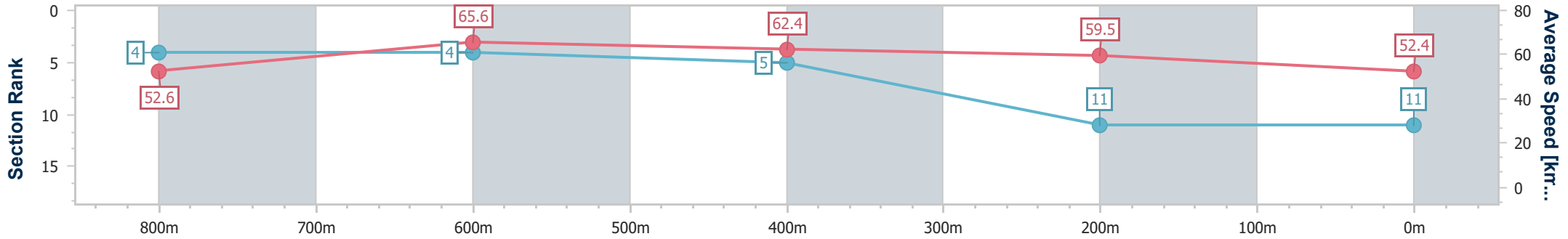
Horse/Jockey Name	Devil's Rite
Final Rank	11
Fastest Section Time (Section)	0:11.26 (800m)
Top Speed [km/h] (Section)	67.6 (Overall)
Race State	Finished



Toowoomba QLD Professional  
 Race 6: BARRIER REEF POOLS Class 3 Plate - 1000m  
 28 September 2024 - 17:07  
 Track Rating: Heavy 8, Weather: Overcast, Rail Position: True



Section	Overall	800m	600m	400m	200m
Section Times	1:02.92 [11] (0:13.95)	0:48.97 [4] (0:11.26)	0:37.71 [4] (0:11.67)	0:26.04 [5] (0:12.35)	0:13.69 [11] (0:13.69)
Average Speed [km/h]	52.6	65.6	62.4	59.5	52.4
Top Speed [km/h]	67.6	67.1	64.9	61.3	57.8
Avg. Dist. to Rail [m]	10.8	6.0	3.2	4.8	5.6
Avg. Stride Freq. [Hz]	2.4	2.6	2.5	2.4	2.2
Avg. Stride Length [m]	6.3	7.1	7.0	6.9	6.5



- [ ] Ranking at each section and finish
- .-.- No data available at this section
- NA No data available