



Toowoomba QLD Professional

Race 3: MAGIC MILLIONS TOWOOMBA GUINEAS - 1625m

28 September 2024 - 15:21



Track Rating: Heavy 8, Weather: Overcast, Rail Position: True

Section		Overall	1400m	1200m	1000m	800m	600m	400m	Last 600m				
Field Times		1:39.71 (0:14.91)	1:24.80 (0:11.15)	1:13.65 (0:11.58)	1:02.07 (0:12.70)	0:49.37 (0:12.89)	0:36.48 (0:12.81)	0:23.67 (0:11.89)	0:36.48				
Rank	TAB Horse/Jockey	Barrier	Top Speed [km/h]	Fastest Section									Distance Travelled [m]
1	1 POPE CODY James Orman	9	65.8 1400m	0:11.50 1400m	1:39.71 [1] (0:15.42)	1:24.29 [8] (0:11.50)	1:12.79 [8] (0:12.03)	1:00.76 [8] (0:12.46)	0:48.30 [8] (0:12.58)	0:35.72 [7] (0:12.25)	0:23.47 [5] (0:11.69)	0:35.72	
2	8 DRACENA Mark Du Plessis	2	65.7 1400m	0:11.19 1400m	1:40.93 [2] (0:15.18)	1:25.75 [5] (0:11.19)	1:14.56 [4] (0:11.94)	1:02.62 [4] (0:12.47)	0:50.15 [4] (0:12.76)	0:37.39 [4] (0:12.70)	0:24.69 [4] (0:12.38)	0:37.39	-8
3	7 PROPOSE Les Tilley	5	67.9 Overall	0:11.53 1400m	1:41.41 [3] (0:15.08)	1:26.33 [3] (0:11.53)	1:14.80 [6] (0:12.03)	1:02.77 [6] (0:12.46)	0:50.31 [6] (0:12.58)	0:37.73 [6] (0:12.36)	0:25.37 [1] (0:12.38)	0:37.73	-3
4	3 ROCKY RICH Robbie Dolan	10	68.0 Overall	0:11.18 1400m	1:41.44 [4] (0:14.98)	1:26.46 [2] (0:11.18)	1:15.28 [3] (0:11.91)	1:03.37 [3] (0:12.51)	0:50.86 [3] (0:12.82)	0:38.04 [2] (0:12.66)	0:25.38 [2] (0:12.52)	0:38.04	-4
5	4 PRIDE OF SAVABELLA Cejay Graham	7	65.5 1400m	0:11.37 1400m	1:41.71 [5] (0:15.89)	1:25.82 [9] (0:11.37)	1:14.45 [9] (0:12.00)	1:02.45 [9] (0:12.35)	0:50.10 [9] (0:12.50)	0:37.60 [9] (0:12.39)	0:25.21 [7] (0:12.41)	0:37.60	-3
6	5 SHEZA CHIQUITITA Kenji Yoshida	8	66.7 Overall	0:11.16 1400m	1:42.42 [6] (0:14.91)	1:27.51 [1] (0:11.16)	1:16.35 [2] (0:11.75)	1:04.60 [2] (0:12.75)	0:51.85 [2] (0:12.85)	0:39.00 [3] (0:12.90)	0:26.10 [6] (0:12.83)	0:39.00	-9
7	6 CHERRY LIPS Luke Tarrant	3	65.8 Overall	0:11.34 1400m	1:42.48 [7] (0:15.32)	1:27.16 [7] (0:11.34)	1:15.82 [7] (0:12.01)	1:03.81 [7] (0:12.54)	0:51.27 [7] (0:12.80)	0:38.47 [8] (0:12.80)	0:25.67 [9] (0:12.80)	0:38.47	-11
8	9 ZEPHYRZ ZOOM Samantha Collett	6	69.5 1400m	0:10.81 1400m	1:43.06 [8] (0:15.25)	1:27.81 [6] (0:10.81)	1:17.00 [1] (0:11.58)	1:05.42 [1] (0:12.70)	0:52.72 [1] (0:12.89)	0:39.83 [1] (0:12.88)	0:26.95 [3] (0:13.32)	0:39.83	-6
9	10 LADY BOSSA NOVA Nozi Tomizawa	1	66.0 Overall	0:11.24 1400m	1:43.54 [9] (0:15.17)	1:28.37 [4] (0:11.24)	1:17.13 [5] (0:11.91)	1:05.22 [5] (0:12.48)	0:52.74 [5] (0:12.84)	0:39.90 [5] (0:12.93)	0:26.97 [8] (0:13.16)	0:39.90	-13

Scratched: Mine Kart Carnage (#2)



Toowoomba QLD Professional

Race 3: MAGIC MILLIONS TOWOOMBA GUINEAS - 1625m

28 September 2024 - 15:21



Track Rating: Heavy 8, Weather: Overcast, Rail Position: True

Section				200m				Last 600m	
Field Times				0:11.78 (0:11.78)				0:36.48	
Rank	TAB	Horse/Jockey	Barrier	Top Speed [km/h]	Fastest Section	Margin			Distance Travelled [m]
1	1	POPE CODY James Orman	9	65.8 1400m	0:11.50 1400m	0:11.78 [1] (0:11.78)	1:39.71		0:35.72
2	8	DRACENA Mark Du Plessis	2	65.7 1400m	0:11.19 1400m	0:12.31 [4] (0:12.31)	7L		0:37.39 -8
3	7	PROPOSE Les Tilley	5	67.9 Overall	0:11.53 1400m	0:12.99 [2] (0:12.99)	9.8L		0:37.73 -3
4	3	ROCKY RICH Robbie Dolan	10	68.0 Overall	0:11.18 1400m	0:12.86 [3] (0:12.86)	10L		0:38.04 -4
5	4	PRIDE OF SAVABELLA Cejay Graham	7	65.5 1400m	0:11.37 1400m	0:12.80 [5] (0:12.80)	11.5L		0:37.60 -3
6	5	SHEZA CHIQUITITA Kenji Yoshida	8	66.7 Overall	0:11.16 1400m	0:13.27 [6] (0:13.27)	15.5L		0:39.00 -9
7	6	CHERRY LIPS Luke Tarrant	3	65.8 Overall	0:11.34 1400m	0:12.87 [8] (0:12.87)	15.7L		0:38.47 -11
8	9	ZEPHYRZ ZOOM Samantha Collett	6	69.5 1400m	0:10.81 1400m	0:13.63 [7] (0:13.63)	19L		0:39.83 -6
9	10	LADY BOSSA NOVA Nozi Tomizawa	1	66.0 Overall	0:11.24 1400m	0:13.81 [9] (0:13.81)	21.8L		0:39.90 -13

Scratched: Mine Kart Carnage (#2)



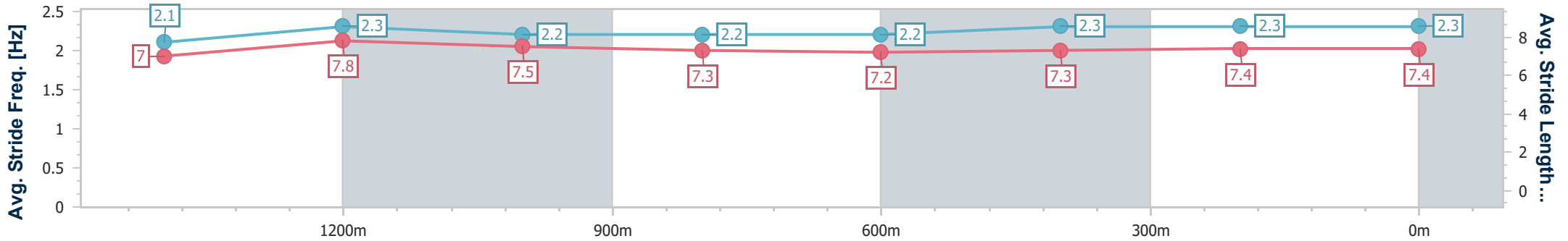
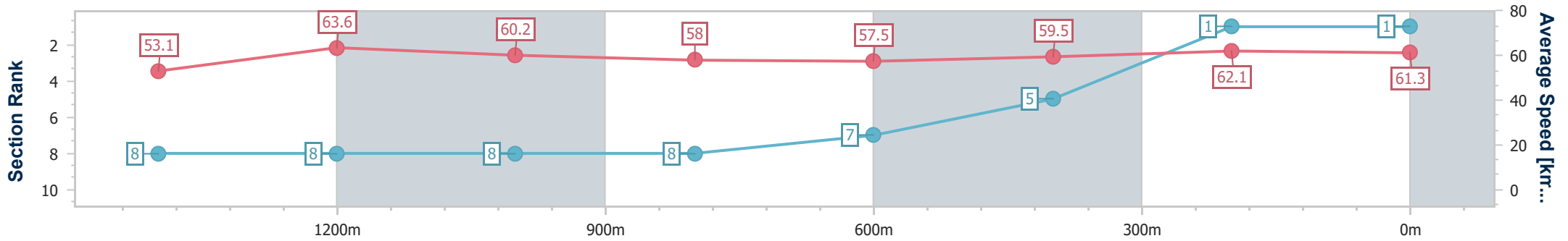
Horse/Jockey Name	Pope Cody
Final Rank	1
Fastest Section Time (Section)	0:11.50 (1400m)
Top Speed [km/h] (Section)	65.8 (1400m)
Race State	Finished



Toowoomba QLD Professional
 Race 3: MAGIC MILLIONS TOOWOOMBA GUINEAS - 1625m
 28 September 2024 - 15:21
 Track Rating: Heavy 8, Weather: Overcast, Rail Position: True



Section	Overall	1400m	1200m	1000m	800m	600m	400m	200m
Section Times	1:39.71 [1] (0:15.42)	1:24.29 [8] (0:11.50)	1:12.79 [8] (0:12.03)	1:00.76 [8] (0:12.46)	0:48.30 [8] (0:12.58)	0:35.72 [7] (0:12.25)	0:23.47 [5] (0:11.69)	0:11.78 [1] (0:11.78)
Average Speed [km/h]	53.1	63.6	60.2	58.0	57.5	59.5	62.1	61.3
Top Speed [km/h]	65.7	65.8	62.0	59.4	58.9	60.8	63.2	62.6
Avg. Dist. to Rail [m]	8.1	3.0	2.4	2.1	1.9	2.4	2.6	3.0
Avg. Stride Freq. [Hz]	2.1	2.3	2.2	2.2	2.2	2.3	2.3	2.3
Avg. Stride Length [m]	7.0	7.8	7.5	7.3	7.2	7.3	7.4	7.4



- [] Ranking at each section and finish
- .-.- No data available at this section
- NA No data available



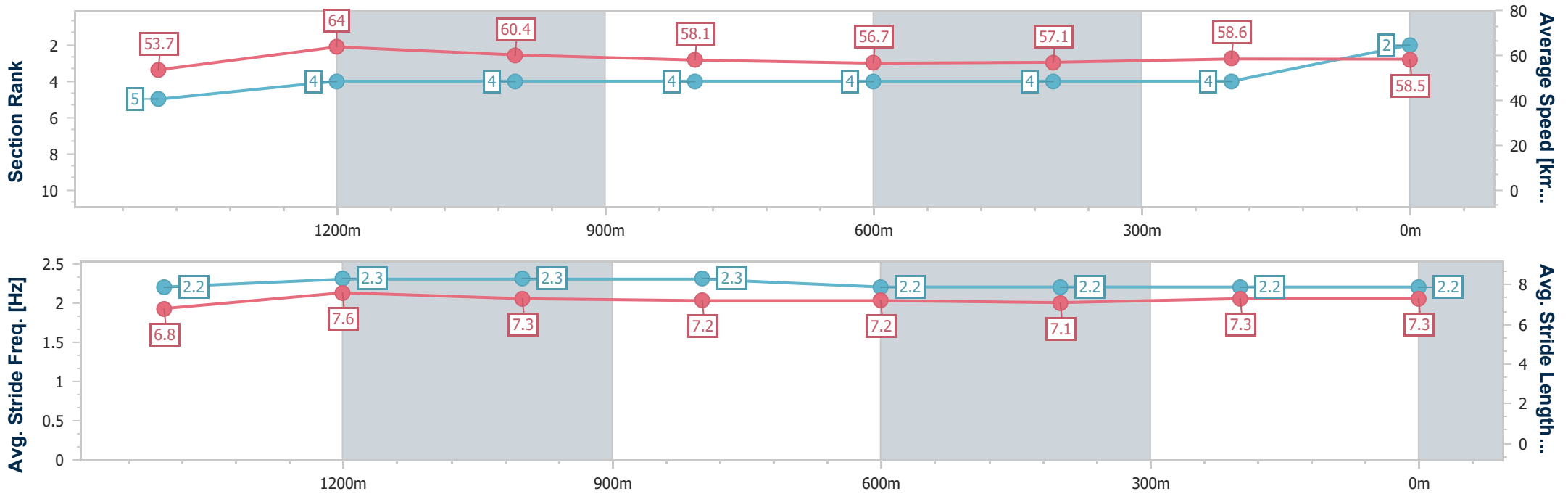
Horse/Jockey Name	Dracena
Final Rank	2
Fastest Section Time (Section)	0:11.19 (1400m)
Top Speed [km/h] (Section)	65.7 (1400m)
Race State	Finished



Toowoomba QLD Professional
 Race 3: MAGIC MILLIONS TOWOOMBA GUINEAS - 1625m
 28 September 2024 - 15:21
 Track Rating: Heavy 8, Weather: Overcast, Rail Position: True



Section	Overall	1400m	1200m	1000m	800m	600m	400m	200m				
Section Times	1:40.93 [2] (0:15.18)	1:25.75 [5] (0:11.19)	1:14.56 [4] (0:11.94)	1:02.62 [4] (0:12.47)	0:50.15 [4] (0:12.76)	0:37.39 [4] (0:12.70)	0:24.69 [4] (0:12.38)	0:12.31 [4]				
Average Speed [km/h]	53.7	64.0	60.4	58.1	56.7	57.1	58.6	58.5				
Top Speed [km/h]	65.1	65.7	62.4	59.1	57.6	58.2	59.3	59.0				
Avg. Dist. to Rail [m]	3.3	0.9	0.8	1.7	1.7	1.7	2.2	4.8				
Avg. Stride Freq. [Hz]	2.2	2.3	2.3	2.3	2.2	2.2	2.2	2.2				
Avg. Stride Length [m]	6.8	7.6	7.3	7.2	7.2	7.1	7.3	7.3				



- [] Ranking at each section and finish
- .-.- No data available at this section
- NA No data available



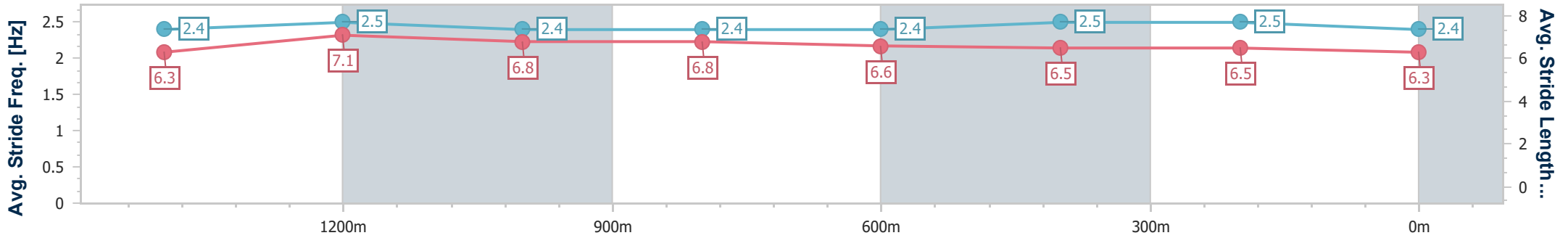
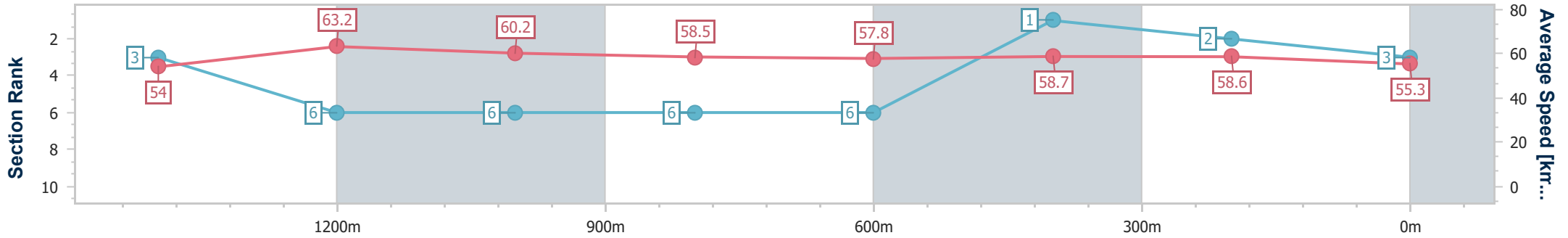
Horse/Jockey Name	Propose
Final Rank	3
Fastest Section Time (Section)	0:11.53 (1400m)
Top Speed [km/h] (Section)	67.9 (Overall)
Race State	Finished



Toowoomba QLD Professional
 Race 3: MAGIC MILLIONS TOWOOMBA GUINEAS - 1625m
 28 September 2024 - 15:21
 Track Rating: Heavy 8, Weather: Overcast, Rail Position: True



Section	Overall	1400m	1200m	1000m	800m	600m	400m	200m
Section Times	1:41.41 [3] (0:15.08)	1:26.33 [3] (0:11.53)	1:14.80 [6] (0:12.03)	1:02.77 [6] (0:12.46)	0:50.31 [6] (0:12.58)	0:37.73 [6] (0:12.36)	0:25.37 [1] (0:12.38)	0:12.99 [2] (0:12.99)
Average Speed [km/h]	54.0	63.2	60.2	58.5	57.8	58.7	58.6	55.3
Top Speed [km/h]	67.9	67.7	61.4	59.6	59.5	60.0	58.9	57.9
Avg. Dist. to Rail [m]	4.9	2.8	3.1	2.7	2.4	2.1	1.5	3.2
Avg. Stride Freq. [Hz]	2.4	2.5	2.4	2.4	2.4	2.5	2.5	2.4
Avg. Stride Length [m]	6.3	7.1	6.8	6.8	6.6	6.5	6.5	6.3



- [] Ranking at each section and finish
- .-.- No data available at this section
- NA No data available



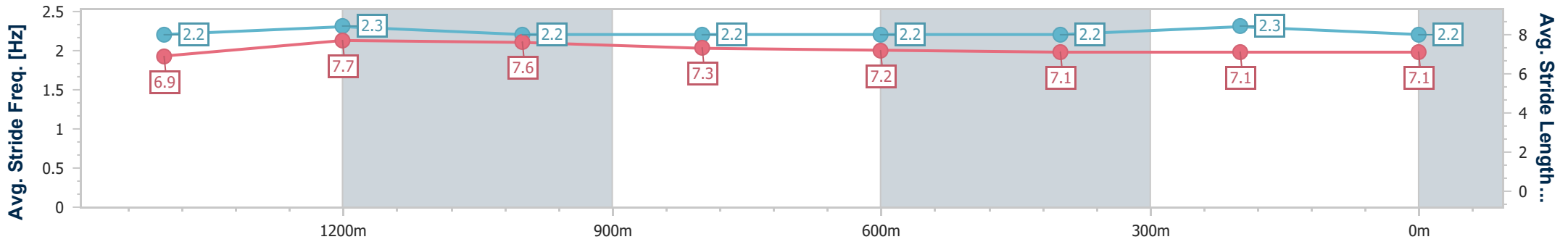
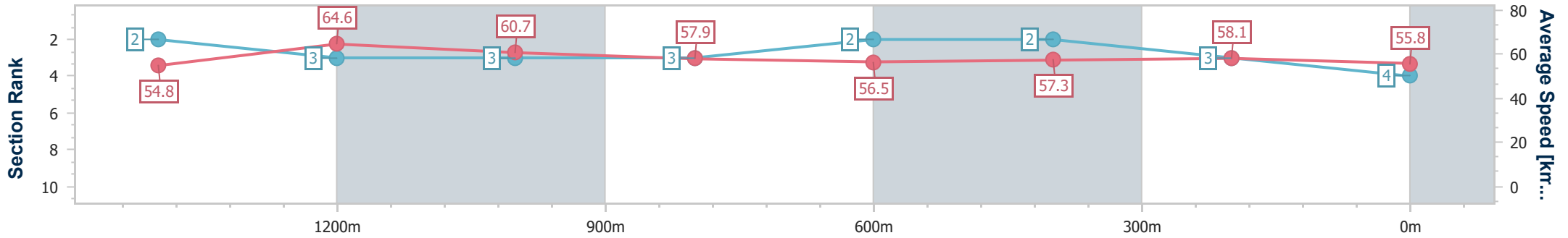
Horse/Jockey Name	Rocky Rich
Final Rank	4
Fastest Section Time (Section)	0:11.18 (1400m)
Top Speed [km/h] (Section)	68.0 (Overall)
Race State	Finished



Toowoomba QLD Professional
 Race 3: MAGIC MILLIONS TOWOOMBA GUINEAS - 1625m
 28 September 2024 - 15:21
 Track Rating: Heavy 8, Weather: Overcast, Rail Position: True



Section	Overall	1400m	1200m	1000m	800m	600m	400m	200m
Section Times	1:41.44 [4] (0:14.98)	1:26.46 [2] (0:11.18)	1:15.28 [3] (0:11.91)	1:03.37 [3] (0:12.51)	0:50.86 [3] (0:12.82)	0:38.04 [2] (0:12.66)	0:25.38 [2] (0:12.52)	0:12.86 [3] (0:12.86)
Average Speed [km/h]	54.8	64.6	60.7	57.9	56.5	57.3	58.1	55.8
Top Speed [km/h]	68.0	67.2	62.7	59.9	57.3	58.4	58.7	57.8
Avg. Dist. to Rail [m]	9.5	1.0	2.2	2.3	1.4	1.8	2.3	3.4
Avg. Stride Freq. [Hz]	2.2	2.3	2.2	2.2	2.2	2.2	2.3	2.2
Avg. Stride Length [m]	6.9	7.7	7.6	7.3	7.2	7.1	7.1	7.1



- [] Ranking at each section and finish
- .-.- No data available at this section
- NA No data available



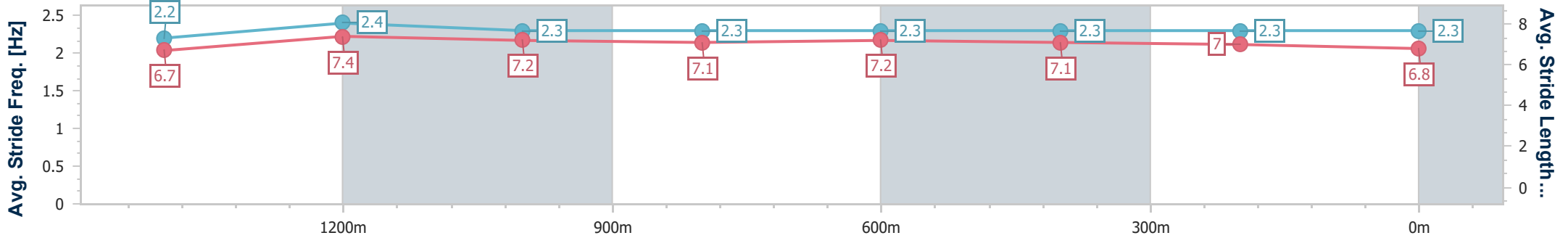
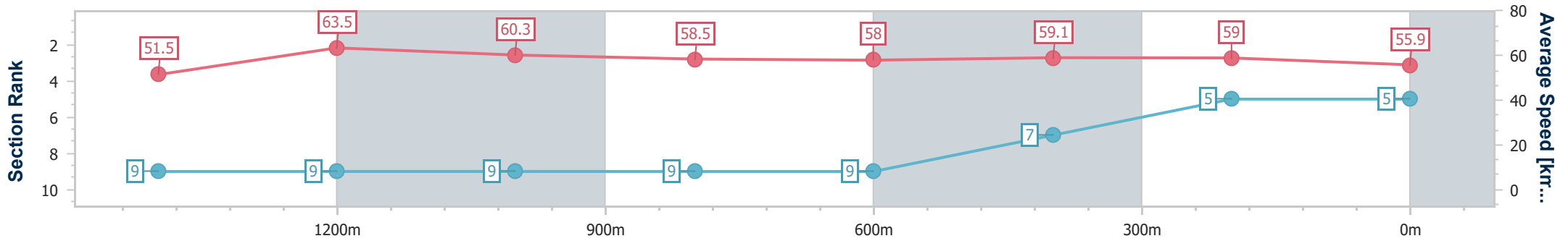
Horse/Jockey Name	Pride Of Savabella
Final Rank	5
Fastest Section Time (Section)	0:11.37 (1400m)
Top Speed [km/h] (Section)	65.5 (1400m)
Race State	Finished



Toowoomba QLD Professional
 Race 3: MAGIC MILLIONS TOWOOMBA GUINEAS - 1625m
 28 September 2024 - 15:21
 Track Rating: Heavy 8, Weather: Overcast, Rail Position: True



Section	Overall	1400m	1200m	1000m	800m	600m	400m	200m
Section Times	1:41.71 [5] (0:15.89)	1:25.82 [9] (0:11.37)	1:14.45 [9] (0:12.00)	1:02.45 [9] (0:12.35)	0:50.10 [9] (0:12.50)	0:37.60 [9] (0:12.39)	0:25.21 [7] (0:12.41)	0:12.80 [5] (0:12.80)
Average Speed [km/h]	51.5	63.5	60.3	58.5	58.0	59.1	59.0	55.9
Top Speed [km/h]	65.5	65.5	61.3	59.7	58.8	59.5	59.7	58.1
Avg. Dist. to Rail [m]	7.7	0.9	1.1	1.6	2.5	3.1	4.1	5.8
Avg. Stride Freq. [Hz]	2.2	2.4	2.3	2.3	2.3	2.3	2.3	2.3
Avg. Stride Length [m]	6.7	7.4	7.2	7.1	7.2	7.1	7.0	6.8



- [] Ranking at each section and finish
- .-.- No data available at this section
- NA No data available



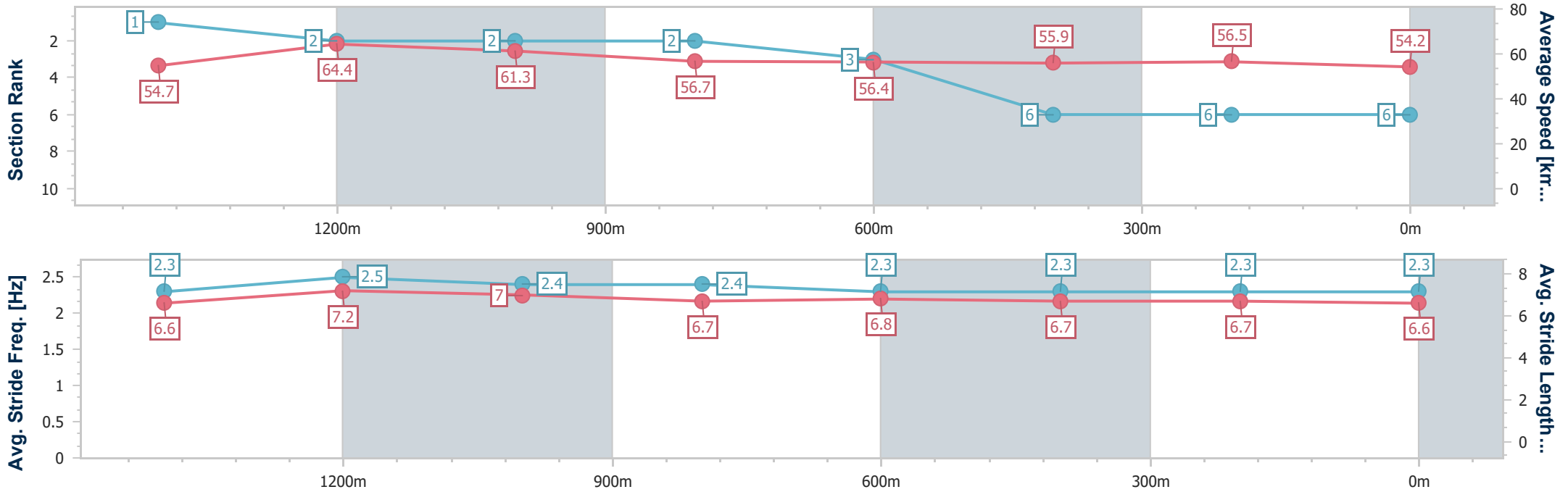
Horse/Jockey Name	Sheza Chiquitita
Final Rank	6
Fastest Section Time (Section)	0:11.16 (1400m)
Top Speed [km/h] (Section)	66.7 (Overall)
Race State	Finished



Toowoomba QLD Professional
 Race 3: MAGIC MILLIONS TOWOOMBA GUINEAS - 1625m
 28 September 2024 - 15:21
 Track Rating: Heavy 8, Weather: Overcast, Rail Position: True



Section	Overall	1400m	1200m	1000m	800m	600m	400m	200m
Section Times	1:42.42 [6] (0:14.91)	1:27.51 [1] (0:11.16)	1:16.35 [2] (0:11.75)	1:04.60 [2] (0:12.75)	0:51.85 [2] (0:12.85)	0:39.00 [3] (0:12.90)	0:26.10 [6] (0:12.83)	0:13.27 [6] (0:13.27)
Average Speed [km/h]	54.7	64.4	61.3	56.7	56.4	55.9	56.5	54.2
Top Speed [km/h]	66.7	66.7	63.6	59.2	57.4	57.0	57.4	56.2
Avg. Dist. to Rail [m]	7.4	0.8	1.2	1.7	0.9	0.5	1.9	3.5
Avg. Stride Freq. [Hz]	2.3	2.5	2.4	2.4	2.3	2.3	2.3	2.3
Avg. Stride Length [m]	6.6	7.2	7.0	6.7	6.8	6.7	6.7	6.6



- [] Ranking at each section and finish
- .-.- No data available at this section
- NA No data available



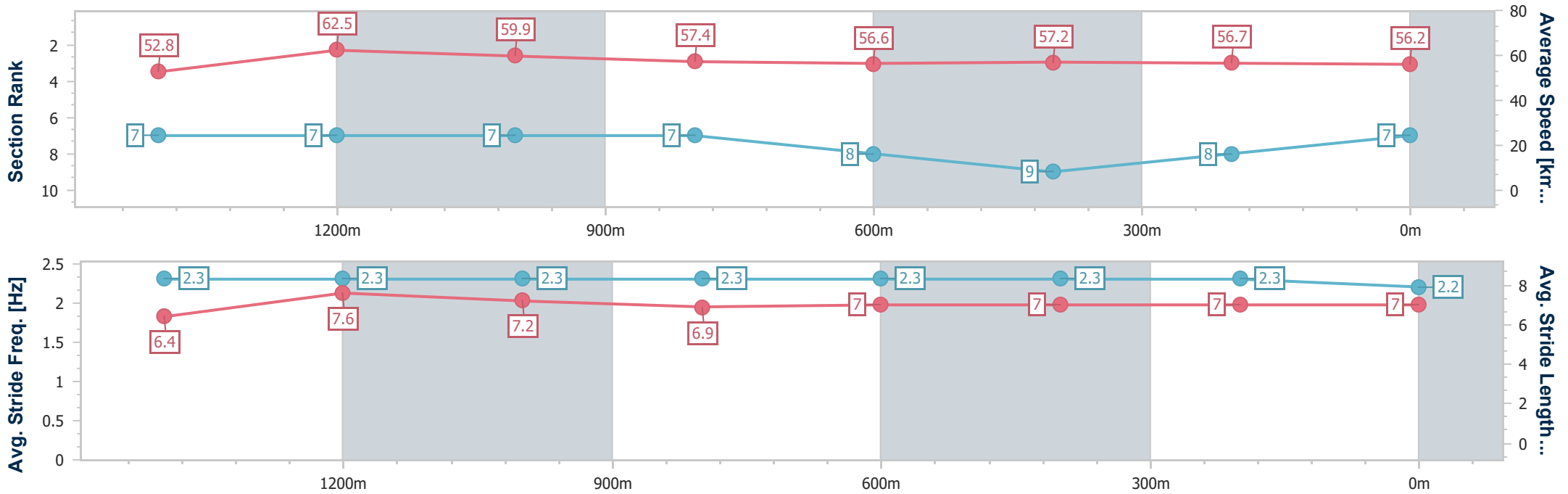
Horse/Jockey Name	Cherry Lips
Final Rank	7
Fastest Section Time (Section)	0:11.34 (1400m)
Top Speed [km/h] (Section)	65.8 (Overall)
Race State	Finished



Toowoomba QLD Professional
 Race 3: MAGIC MILLIONS TOOWOOMBA GUINEAS - 1625m
 28 September 2024 - 15:21
 Track Rating: Heavy 8, Weather: Overcast, Rail Position: True



Section	Overall	1400m	1200m	1000m	800m	600m	400m	200m
Section Times	1:42.48 [7] (0:15.32)	1:27.16 [7] (0:11.34)	1:15.82 [7] (0:12.01)	1:03.81 [7] (0:12.54)	0:51.27 [7] (0:12.80)	0:38.47 [8] (0:12.80)	0:25.67 [9] (0:12.80)	0:12.87 [8] (0:12.87)
Average Speed [km/h]	52.8	62.5	59.9	57.4	56.6	57.2	56.7	56.2
Top Speed [km/h]	65.8	63.7	61.0	58.8	58.5	58.6	58.2	57.4
Avg. Dist. to Rail [m]	3.2	2.8	2.0	0.7	1.9	2.7	3.7	5.2
Avg. Stride Freq. [Hz]	2.3	2.3	2.3	2.3	2.3	2.3	2.3	2.2
Avg. Stride Length [m]	6.4	7.6	7.2	6.9	7.0	7.0	7.0	7.0



- [] Ranking at each section and finish
- .-.- No data available at this section
- NA No data available



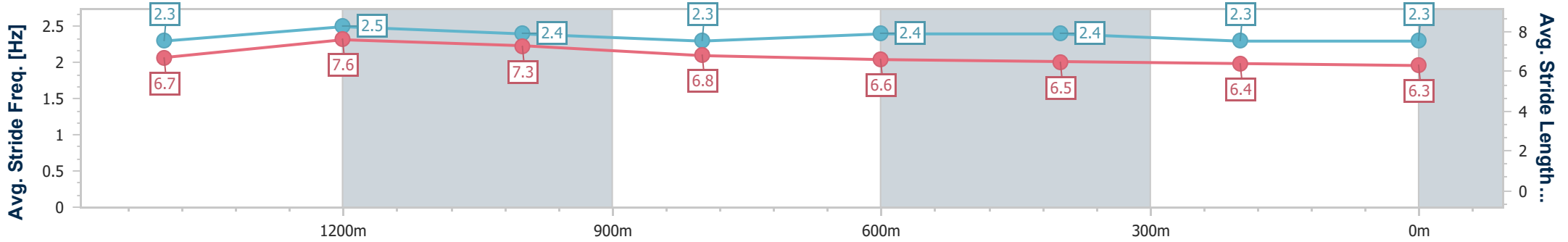
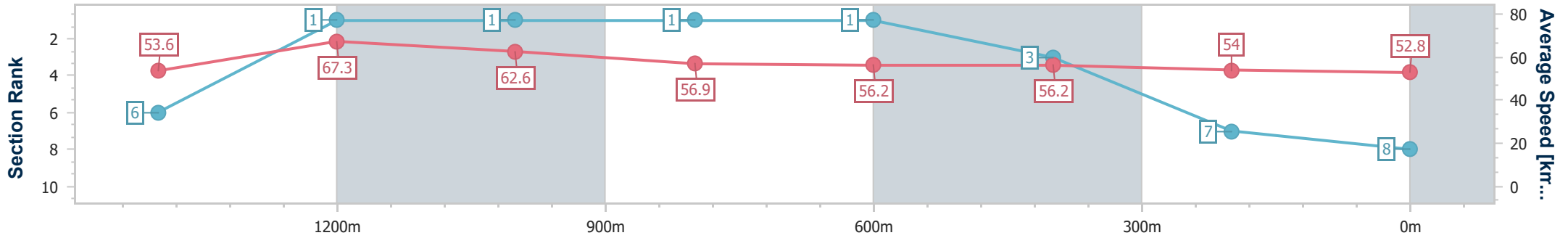
Horse/Jockey Name	Zephyrz Zoom
Final Rank	8
Fastest Section Time (Section)	0:10.81 (1400m)
Top Speed [km/h] (Section)	69.5 (1400m)
Race State	Finished



Toowoomba QLD Professional
 Race 3: MAGIC MILLIONS TOOWOOMBA GUINEAS - 1625m
 28 September 2024 - 15:21
 Track Rating: Heavy 8, Weather: Overcast, Rail Position: True



Section	Overall	1400m	1200m	1000m	800m	600m	400m	200m
Section Times	1:43.06 [8] (0:15.25)	1:27.81 [6] (0:10.81)	1:17.00 [1] (0:11.58)	1:05.42 [1] (0:12.70)	0:52.72 [1] (0:12.89)	0:39.83 [1] (0:12.88)	0:26.95 [3] (0:13.32)	0:13.63 [7] (0:13.63)
Average Speed [km/h]	53.6	67.3	62.6	56.9	56.2	56.2	54.0	52.8
Top Speed [km/h]	69.2	69.5	64.8	59.1	57.3	58.0	54.8	54.1
Avg. Dist. to Rail [m]	7.0	2.1	2.4	1.5	1.1	0.9	0.3	0.3
Avg. Stride Freq. [Hz]	2.3	2.5	2.4	2.3	2.4	2.4	2.3	2.3
Avg. Stride Length [m]	6.7	7.6	7.3	6.8	6.6	6.5	6.4	6.3



- [] Ranking at each section and finish
- .-.- No data available at this section
- NA No data available



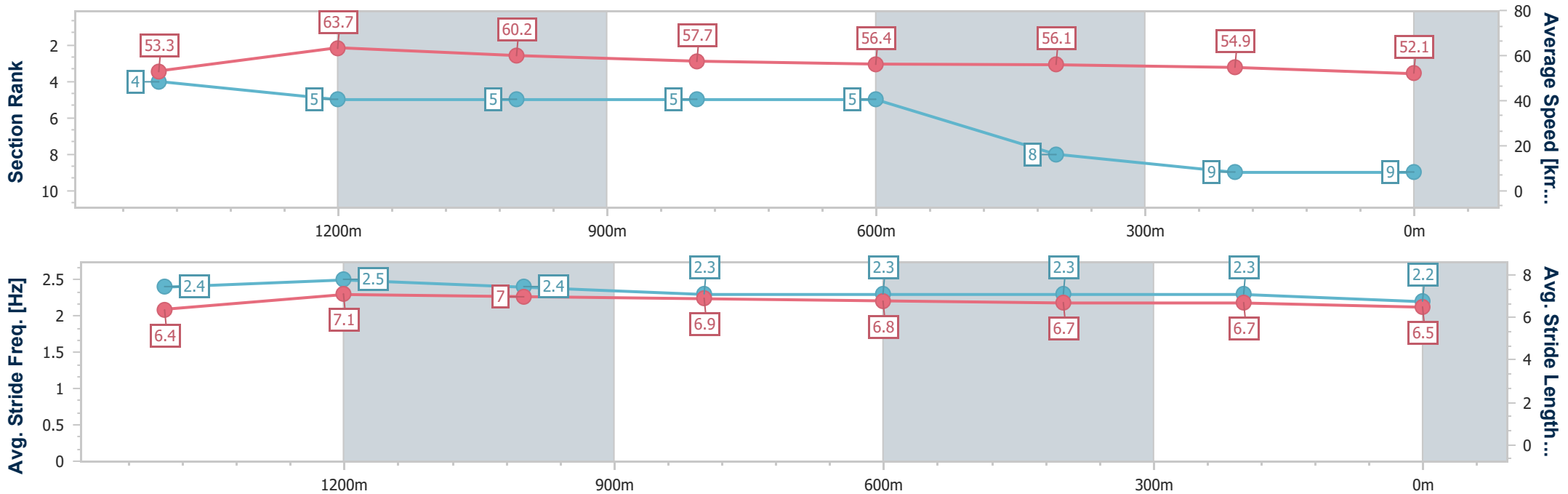
Horse/Jockey Name	Lady Bossa Nova
Final Rank	9
Fastest Section Time (Section)	0:11.24 (1400m)
Top Speed [km/h] (Section)	66.0 (Overall)
Race State	Finished



Toowoomba QLD Professional
 Race 3: MAGIC MILLIONS TOOWOOMBA GUINEAS - 1625m
 28 September 2024 - 15:21
 Track Rating: Heavy 8, Weather: Overcast, Rail Position: True



Section	Overall	1400m	1200m	1000m	800m	600m	400m	200m
Section Times	1:43.54 [9] (0:15.17)	1:28.37 [4] (0:11.24)	1:17.13 [5] (0:11.91)	1:05.22 [5] (0:12.48)	0:52.74 [5] (0:12.84)	0:39.90 [5] (0:12.93)	0:26.97 [8] (0:13.16)	0:13.81 [9] (0:13.81)
Average Speed [km/h]	53.3	63.7	60.2	57.7	56.4	56.1	54.9	52.1
Top Speed [km/h]	66.0	65.6	61.9	58.5	57.3	57.5	56.0	54.1
Avg. Dist. to Rail [m]	2.4	1.7	0.6	0.4	1.5	1.4	1.2	3.0
Avg. Stride Freq. [Hz]	2.4	2.5	2.4	2.3	2.3	2.3	2.3	2.2
Avg. Stride Length [m]	6.4	7.1	7.0	6.9	6.8	6.7	6.7	6.5



- [] Ranking at each section and finish
- .-.-.- No data available at this section
- NA No data available