



# Toowoomba QLD Professional

## Race 1: EMPIRE OF JAPAN BENCHMARK 70 Handicap - 1300m

28 September 2024 - 13:49



Track Rating: Soft 7, Weather: Overcast, Rail Position: True

Section												Last 600m	
Field Times		Overall	1200m	1000m	800m	600m	400m						0:38.90
		1:20.78 (0:08.28)	1:12.50 (0:10.88)	1:01.62 (0:10.91)	0:50.71 (0:11.81)	0:38.90 (0:12.56)	0:26.34 (0:13.33)						
Rank	TAB	Horse/Jockey	Barrier	Top Speed [km/h]	Fastest Section	Overall	1200m	1000m	800m	600m	400m	Last 600m	Distance Travelled [m]
1	12	JUBAI PRIDE Robbie Dolan	2	65.3 1200m	0:08.71 Overall	1:20.78 [1] (0:08.71)	1:12.07 [8] (0:11.26)	1:00.81 [9] (0:11.98)	0:48.83 [8] (0:11.98)	0:36.85 [8] (0:12.08)	0:24.77 [8] (0:12.30)	0:36.85	
2	11	DRAMMATICA Ryan Maloney	12	67.4 1200m	0:08.70 Overall	1:20.78 [2] (0:08.70)	1:12.08 [7] (0:11.08)	1:01.00 [6] (0:11.67)	0:49.33 [6] (0:12.00)	0:37.33 [6] (0:12.04)	0:25.29 [4] (0:12.35)	0:37.33	-1
3	18	DREAM LANTERN Angela Jones	11	66.6 1200m	0:08.60 Overall	1:20.81 [3] (0:08.60)	1:12.21 [4] (0:10.98)	1:01.23 [5] (0:11.76)	0:49.47 [5] (0:11.92)	0:37.55 [4] (0:12.14)	0:25.41 [2] (0:12.37)	0:37.55	+2
4	10	HOOT 'N' HOLLER Bailey Wheeler	16	66.7 1200m	0:08.78 Overall	1:20.82 [4] (0:08.78)	1:12.04 [9] (0:11.16)	1:00.88 [8] (0:12.05)	0:48.83 [9] (0:11.98)	0:36.85 [9] (0:12.09)	0:24.76 [9] (0:12.21)	0:36.85	+4
5	6	BEEBEE DAZZLER James Orman	3	66.8 1200m	0:08.47 Overall	1:20.97 [5] (0:08.47)	1:12.50 [2] (0:11.05)	1:01.45 [4] (0:11.80)	0:49.65 [4] (0:11.97)	0:37.68 [5] (0:12.34)	0:25.34 [6] (0:12.89)	0:37.68	-3
6	2	ADELAD Andrew Mallyon	17	65.2 1200m	0:08.84 Overall	1:21.38 [6] (0:08.84)	1:12.54 [10] (0:11.26)	1:01.28 [10] (0:12.00)	0:49.28 [10] (0:11.92)	0:37.36 [10] (0:12.04)	0:25.32 [10] (0:12.51)	0:37.36	+3
7	17	TALANA Mark Du Plessis	13	68.6 1200m	0:08.52 Overall	1:21.44 [7] (0:08.52)	1:12.92 [3] (0:10.85)	1:02.07 [3] (0:11.73)	0:50.34 [3] (0:12.14)	0:38.20 [3] (0:12.29)	0:25.91 [5] (0:12.78)	0:38.20	+1
8	3	BEAU WITNESS Samantha Collett	5	66.5 1200m	0:09.03 Overall	1:21.45 [8] (0:09.03)	1:12.42 [11] (0:11.20)	1:01.22 [11] (0:12.07)	0:49.15 [11] (0:11.90)	0:37.25 [11] (0:12.01)	0:25.24 [11] (0:12.41)	0:37.25	-2
9	8	DEPTH CHARGE Tahlia Fenlon	14	69.8 1200m	0:08.67 Overall	1:22.17 [9] (0:08.67)	1:13.50 [6] (0:10.50)	1:03.00 [2] (0:10.90)	0:52.10 [1] (0:11.81)	0:40.29 [1] (0:12.56)	0:27.73 [1] (0:13.38)	0:40.29	-5
10	19	MISS BAYLES Kenji Yoshida	4	67.7 1200m	0:08.28 Overall	1:22.32 [10] (0:08.28)	1:14.04 [1] (0:10.88)	1:03.16 [1] (0:11.67)	0:51.49 [2] (0:12.07)	0:39.42 [2] (0:12.57)	0:26.85 [3] (0:12.96)	0:39.42	-2

Scratched: Zhuang Shi (#5), This Is One (#1), Micro (#4), Living Free (#16), Quothquan (#13), Beautantes (#14), Private Banker (#15), Tijuana Two Step (#9), Tattle (#20)

[ ] Ranking at each section and finish  
-:--:-- No data available at this section  
NA No data available

SCN Saddle cloth number  
DNF Did not finish  
DNT Did not track



# Toowoomba QLD Professional

## Race 1: EMPIRE OF JAPAN BENCHMARK 70 Handicap - 1300m

28 September 2024 - 13:49



Track Rating: Soft 7, Weather: Overcast, Rail Position: True

Section	Overall	1200m	1000m	800m	600m	400m	Last 600m
Field Times	1:20.78 (0:08.28)	1:12.50 (0:10.88)	1:01.62 (0:10.91)	0:50.71 (0:11.81)	0:38.90 (0:12.56)	0:26.34 (0:13.33)	0:38.90

Rank	TAB	Horse/Jockey	Barrier	Top Speed [km/h]	Fastest Section	Distance Travelled [m]
11	7	BETTER BE NORDY Emily Lang	1	65.4 1200m	0:08.65 Overall (0:08.65)	-9

Scratched: Zhuang Shi (#5), This Is One (#1), Micro (#4), Living Free (#16), Quothquan (#13), Beautantes (#14), Private Banker (#15), Tijuana Two Step (#9), Tattle (#20)

[ ] Ranking at each section and finish  
 -:-:-:- No data available at this section  
 NA No data available

SCN Saddle cloth number  
 DNF Did not finish  
 DNT Did not track



# Toowoomba QLD Professional

## Race 1: EMPIRE OF JAPAN BENCHMARK 70 Handicap - 1300m

28 September 2024 - 13:49



Track Rating: Soft 7, Weather: Overcast, Rail Position: True

Section				200m				Last 600m		
Field Times				0:13.01 (0:13.01)				0:38.90		
Rank	TAB	Horse/Jockey	Barrier	Top Speed [km/h]	Fastest Section	Margin			Distance Travelled [m]	
1	12	JUBAI PRIDE Robbie Dolan	2	65.3 1200m	0:08.71 Overall (0:12.47)	0:12.47 [6] (0:12.47)	1:20.78		0:36.85	
2	11	DRAMMATICA Ryan Maloney	12	67.4 1200m	0:08.70 Overall (0:12.94)	0:12.94 [3] (0:12.94)	0.1L		0:37.33	-1
3	18	DREAM LANTERN Angela Jones	11	66.6 1200m	0:08.60 Overall (0:13.04)	0:13.04 [1] (0:13.04)	0.2L		0:37.55	+2
4	10	HOOT 'N' HOLLER Bailey Wheeler	16	66.7 1200m	0:08.78 Overall (0:12.55)	0:12.55 [4] (0:12.55)	0.3L		0:36.85	+4
5	6	BEEBEE DAZZLER James Orman	3	66.8 1200m	0:08.47 Overall (0:12.45)	0:12.45 [8] (0:12.45)	1.1L		0:37.68	-3
6	2	ADELAD Andrew Mallyon	17	65.2 1200m	0:08.84 Overall (0:12.81)	0:12.81 [9] (0:12.81)	3.4L		0:37.36	+3
7	17	TALANA Mark Du Plessis	13	68.6 1200m	0:08.52 Overall (0:13.13)	0:13.13 [5] (0:13.13)	3.7L		0:38.20	+1
8	3	BEAU WITNESS Samantha Collett	5	66.5 1200m	0:09.03 Overall (0:12.83)	0:12.83 [10] (0:12.83)	3.8L		0:37.25	-2
9	8	DEPTH CHARGE Tahlia Fenlon	14	69.8 1200m	0:08.67 Overall (0:14.35)	0:14.35 [2] (0:14.35)	7.8L		0:40.29	-5
10	19	MISS BAYLES Kenji Yoshida	4	67.7 1200m	0:08.28 Overall (0:13.89)	0:13.89 [7] (0:13.89)	8.6L		0:39.42	-2

Scratched: Zhuang Shi (#5), This Is One (#1), Micro (#4), Living Free (#16), Quothquan (#13), Beautantes (#14), Private Banker (#15), Tijuana Two Step (#9), Tattle (#20)

Report Created: Sat 28 September 2024 14:32 GM (Note: Timing is based on position data)

Page 3/15

[ ] Ranking at each section and finish  
 -:-:- No data available at this section  
 NA No data available

SCN Saddle cloth number  
 DNF Did not finish  
 DNT Did not track

data processed by TRIPLESDATA



# Toowoomba QLD Professional

## Race 1: EMPIRE OF JAPAN BENCHMARK 70 Handicap - 1300m

28 September 2024 - 13:49



Track Rating: Soft 7, Weather: Overcast, Rail Position: True

Section	200m						Last 600m		
Field Times	0:13.01 (0:13.01)						0:38.90		
Rank	TAB	Horse/Jockey	Barrier	Top Speed [km/h]	Fastest Section	Margin	Distance Travelled [m]		
11	7	BETTER BE NORDY	1	65.4	0:08.65	0:13.53 [11]	8.7L	0:38.72	-9
		Emily Lang		1200m	Overall	(0:13.53)			

Scratched: Zhuang Shi (#5), This Is One (#1), Micro (#4), Living Free (#16), Quothquan (#13), Beautantes (#14), Private Banker (#15), Tijuana Two Step (#9), Tattle (#20)

[ ] Ranking at each section and finish  
 -:-:- No data available at this section  
 NA No data available

SCN Saddle cloth number  
 DNF Did not finish  
 DNT Did not track



Horse/Jockey Name	Jubai Pride
Final Rank	1
Fastest Section Time (Section)	0:08.71 (Overall)
Top Speed [km/h] (Section)	65.3 (1200m)
Race State	Finished



### Toowoomba QLD Professional

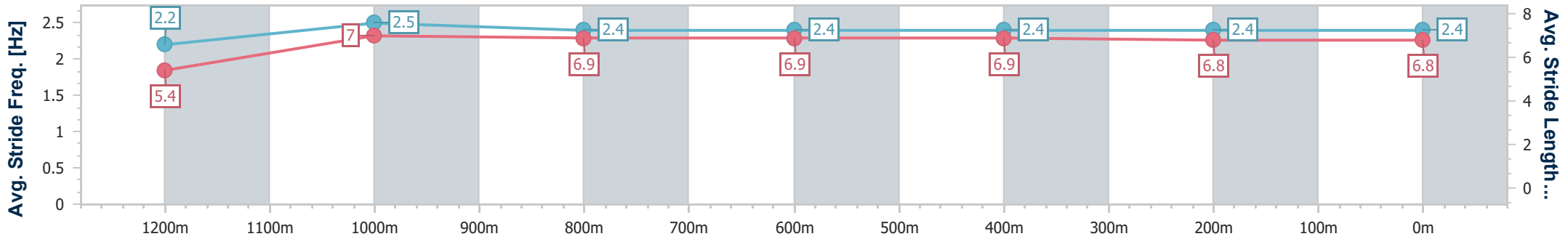
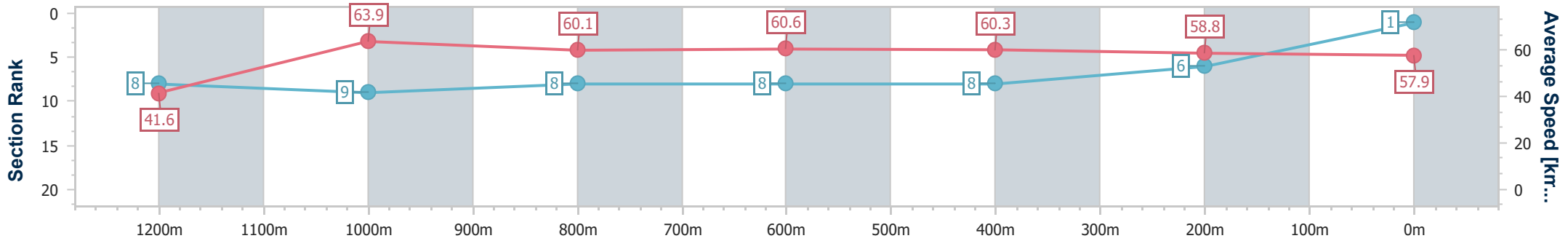
Race 1: EMPIRE OF JAPAN BENCHMARK 70 Handicap - 1300m

28 September 2024 - 13:49

Track Rating: Soft 7, Weather: Overcast, Rail Position: True



Section	Overall	1200m	1000m	800m	600m	400m	200m
Section Times	1:20.78 [1] (0:08.71)	1:12.07 [8] (0:11.26)	1:00.81 [9] (0:11.98)	0:48.83 [8] (0:11.98)	0:36.85 [8] (0:12.08)	0:24.77 [8] (0:12.30)	0:12.47 [6] (0:12.47)
Average Speed [km/h]	41.6	63.9	60.1	60.6	60.3	58.8	57.9
Top Speed [km/h]	63.8	65.3	61.9	62.2	62.8	59.8	59.9
Avg. Dist. to Rail [m]	3.6	1.7	0.9	1.8	1.8	2.5	2.4
Avg. Stride Freq. [Hz]	2.2	2.5	2.4	2.4	2.4	2.4	2.4
Avg. Stride Length [m]	5.4	7.0	6.9	6.9	6.9	6.8	6.8



- [ ] Ranking at each section and finish
- .-.- No data available at this section
- NA No data available



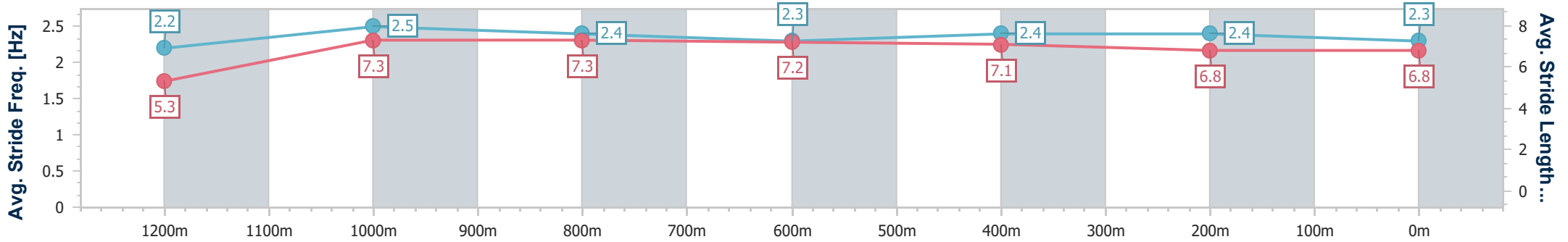
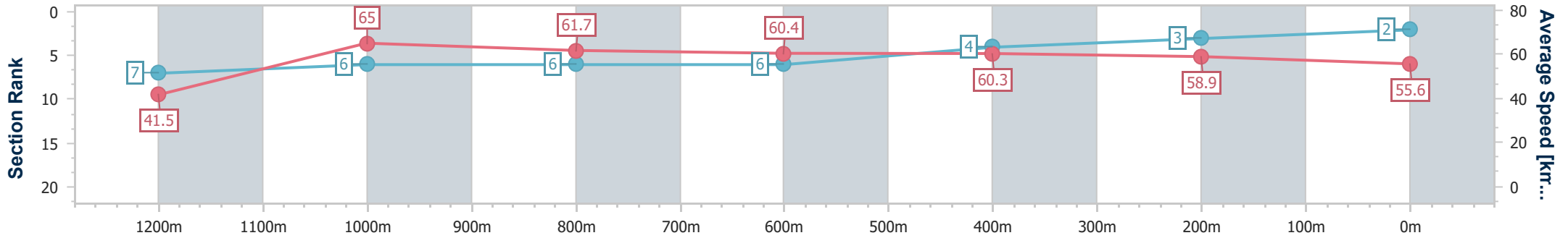
Horse/Jockey Name	Drammatica
Final Rank	2
Fastest Section Time (Section)	0:08.70 (Overall)
Top Speed [km/h] (Section)	67.4 (1200m)
Race State	Finished



Toowoomba QLD Professional  
 Race 1: EMPIRE OF JAPAN BENCHMARK 70 Handicap - 1300m  
 28 September 2024 - 13:49  
 Track Rating: Soft 7, Weather: Overcast, Rail Position: True



Section	Overall	1200m	1000m	800m	600m	400m	200m
Section Times	1:20.78 [2] (0:08.70)	1:12.08 [7] (0:11.08)	1:01.00 [6] (0:11.67)	0:49.33 [6] (0:12.00)	0:37.33 [6] (0:12.04)	0:25.29 [4] (0:12.35)	0:12.94 [3] (0:12.94)
Average Speed [km/h]	41.5	65.0	61.7	60.4	60.3	58.9	55.6
Top Speed [km/h]	63.5	67.4	63.4	62.0	61.9	60.4	59.1
Avg. Dist. to Rail [m]	6.1	1.0	0.8	1.7	2.1	2.7	0.7
Avg. Stride Freq. [Hz]	2.2	2.5	2.4	2.3	2.4	2.4	2.3
Avg. Stride Length [m]	5.3	7.3	7.3	7.2	7.1	6.8	6.8



- [ ] Ranking at each section and finish
- .-.- No data available at this section
- NA No data available



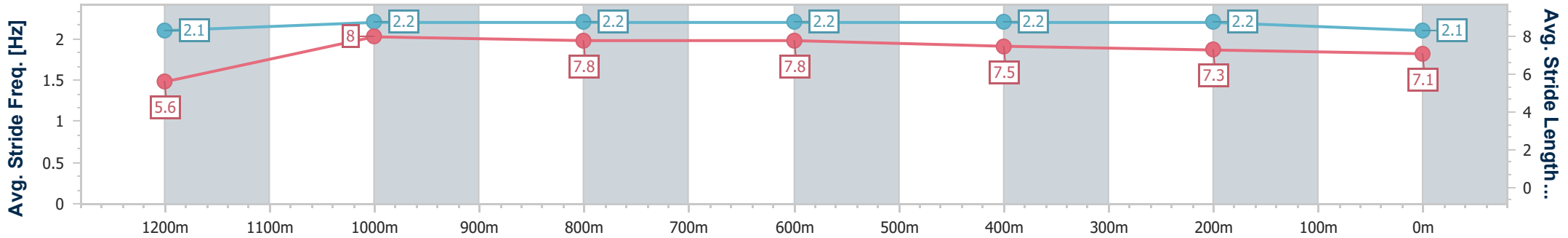
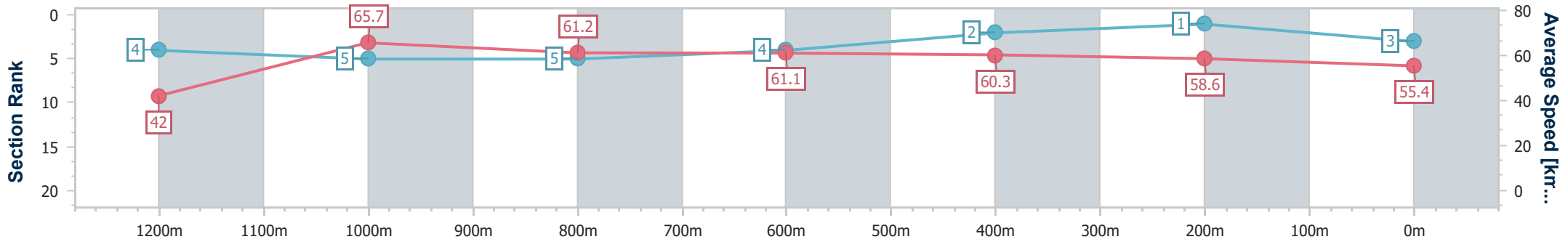
Horse/Jockey Name	Dream Lantern
Final Rank	3
Fastest Section Time (Section)	0:08.60 (Overall)
Top Speed [km/h] (Section)	66.6 (1200m)
Race State	Finished



Toowoomba QLD Professional  
 Race 1: EMPIRE OF JAPAN BENCHMARK 70 Handicap - 1300m  
 28 September 2024 - 13:49  
 Track Rating: Soft 7, Weather: Overcast, Rail Position: True



Section	Overall	1200m	1000m	800m	600m	400m	200m
Section Times	1:20.81 [3] (0:08.60)	1:12.21 [4] (0:10.98)	1:01.23 [5] (0:11.76)	0:49.47 [5] (0:11.92)	0:37.55 [4] (0:12.14)	0:25.41 [2] (0:12.37)	0:13.04 [1] (0:13.04)
Average Speed [km/h]	42.0	65.7	61.2	61.1	60.3	58.6	55.4
Top Speed [km/h]	65.5	66.6	63.8	63.7	63.7	60.0	58.6
Avg. Dist. to Rail [m]	6.7	1.4	1.0	2.9	3.2	2.0	1.3
Avg. Stride Freq. [Hz]	2.1	2.2	2.2	2.2	2.2	2.2	2.1
Avg. Stride Length [m]	5.6	8.0	7.8	7.8	7.5	7.3	7.1



- [ ] Ranking at each section and finish
- .-.- No data available at this section
- NA No data available



Horse/Jockey Name	Hoot 'N' Holler
Final Rank	4
Fastest Section Time (Section)	0:08.78 (Overall)
Top Speed [km/h] (Section)	66.7 (1200m)
Race State	Finished



### Toowoomba QLD Professional

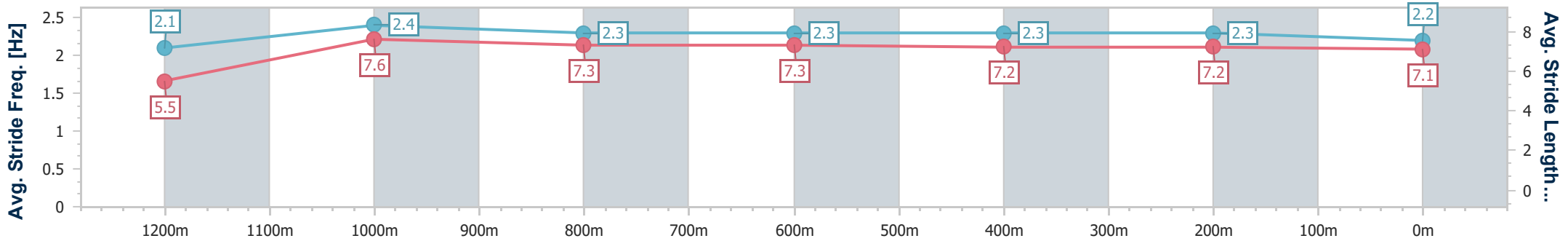
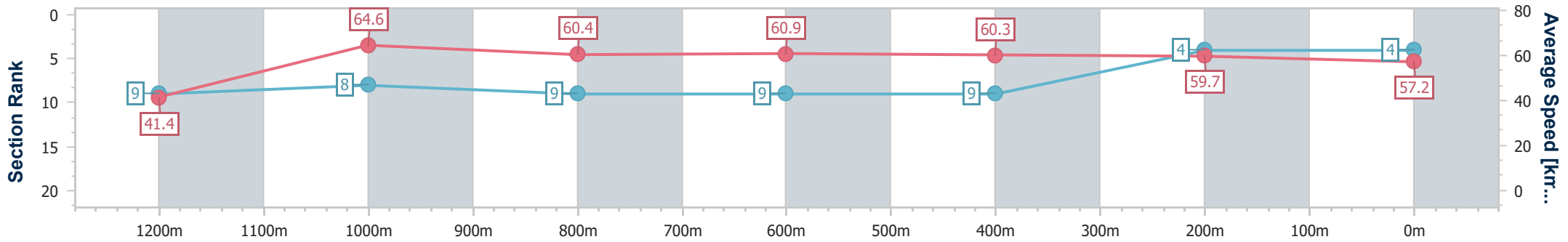
Race 1: EMPIRE OF JAPAN BENCHMARK 70 Handicap - 1300m

28 September 2024 - 13:49

Track Rating: Soft 7, Weather: Overcast, Rail Position: True



Section	Overall	1200m	1000m	800m	600m	400m	200m
Section Times	1:20.82 [4] (0:08.78)	1:12.04 [9] (0:11.16)	1:00.88 [8] (0:12.05)	0:48.83 [9] (0:11.98)	0:36.85 [9] (0:12.09)	0:24.76 [9] (0:12.21)	0:12.55 [4] (0:12.55)
Average Speed [km/h]	41.4	64.6	60.4	60.9	60.3	59.7	57.2
Top Speed [km/h]	61.6	66.7	62.9	62.4	62.4	60.5	59.4
Avg. Dist. to Rail [m]	10.7	3.6	3.0	3.2	2.6	3.1	3.0
Avg. Stride Freq. [Hz]	2.1	2.4	2.3	2.3	2.3	2.3	2.2
Avg. Stride Length [m]	5.5	7.6	7.3	7.3	7.2	7.2	7.1



- [ ] Ranking at each section and finish
- .-.- No data available at this section
- NA No data available





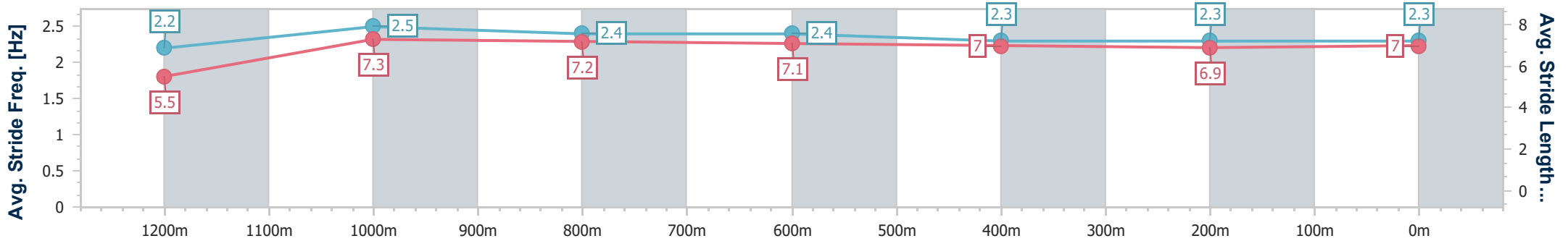
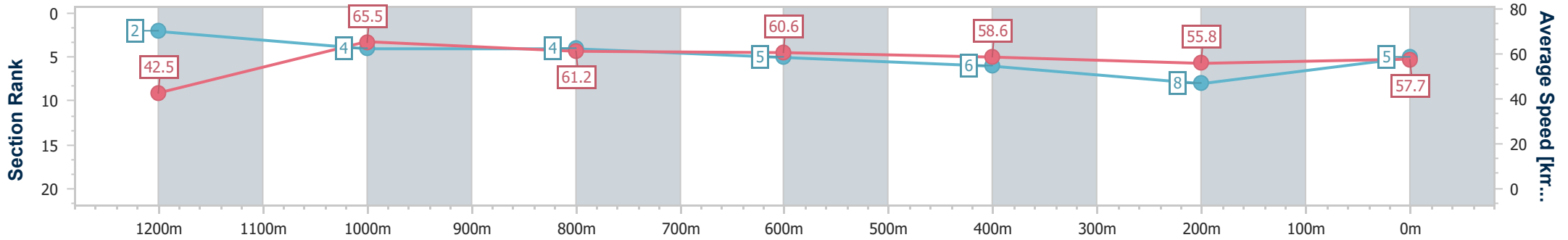
Horse/Jockey Name	Beebee Dazzler
Final Rank	5
Fastest Section Time (Section)	0:08.47 (Overall)
Top Speed [km/h] (Section)	66.8 (1200m)
Race State	Finished



Toowoomba QLD Professional  
 Race 1: EMPIRE OF JAPAN BENCHMARK 70 Handicap - 1300m  
 28 September 2024 - 13:49  
 Track Rating: Soft 7, Weather: Overcast, Rail Position: True



Section	Overall	1200m	1000m	800m	600m	400m	200m
Section Times	1:20.97 [5] (0:08.47)	1:12.50 [2] (0:11.05)	1:01.45 [4] (0:11.80)	0:49.65 [4] (0:11.97)	0:37.68 [5] (0:12.34)	0:25.34 [6] (0:12.89)	0:12.45 [8] (0:12.45)
Average Speed [km/h]	42.5	65.5	61.2	60.6	58.6	55.8	57.7
Top Speed [km/h]	65.2	66.8	63.0	61.4	61.4	56.8	58.8
Avg. Dist. to Rail [m]	7.2	3.2	1.5	1.8	1.0	0.5	2.6
Avg. Stride Freq. [Hz]	2.2	2.5	2.4	2.4	2.3	2.3	2.3
Avg. Stride Length [m]	5.5	7.3	7.2	7.1	7.0	6.9	7.0



- [ ] Ranking at each section and finish
- .-.- No data available at this section
- NA No data available



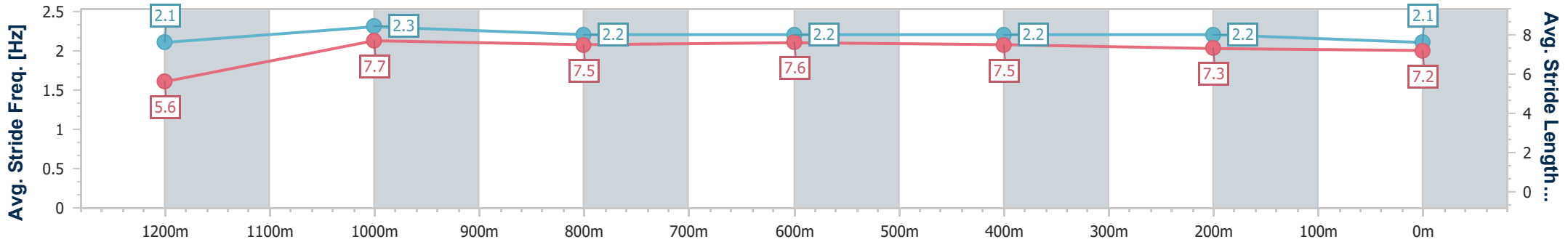
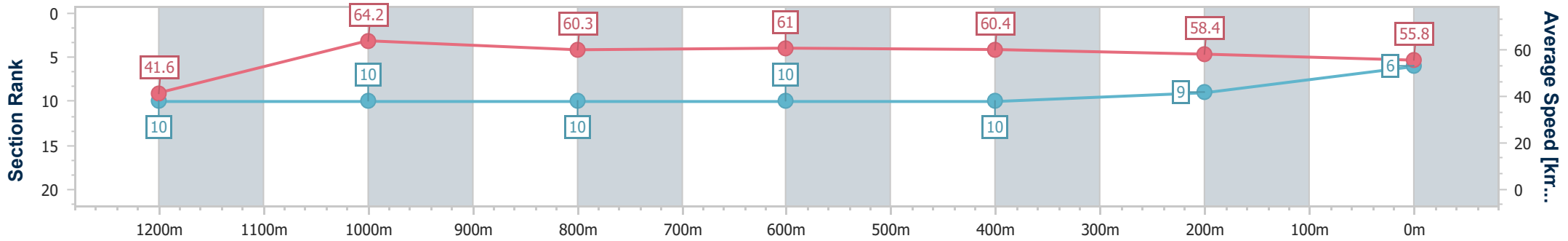
Horse/Jockey Name	Adelad
Final Rank	6
Fastest Section Time (Section)	0:08.84 (Overall)
Top Speed [km/h] (Section)	65.2 (1200m)
Race State	Finished



Toowoomba QLD Professional  
 Race 1: EMPIRE OF JAPAN BENCHMARK 70 Handicap - 1300m  
 28 September 2024 - 13:49  
 Track Rating: Soft 7, Weather: Overcast, Rail Position: True



Section	Overall	1200m	1000m	800m	600m	400m	200m
Section Times	1:21.38 [6] (0:08.84)	1:12.54 [10] (0:11.26)	1:01.28 [10] (0:12.00)	0:49.28 [10] (0:11.92)	0:37.36 [10] (0:12.04)	0:25.32 [10] (0:12.51)	0:12.81 [9] (0:12.81)
Average Speed [km/h]	41.6	64.2	60.3	61.0	60.4	58.4	55.8
Top Speed [km/h]	42.8	65.2	65.2	61.7	62.7	61.3	59.1
Avg. Dist. to Rail [m]	11.1	4.1	1.6	2.1	2.9	4.0	4.6
Avg. Stride Freq. [Hz]	2.1	2.3	2.2	2.2	2.2	2.2	2.1
Avg. Stride Length [m]	5.6	7.7	7.5	7.6	7.5	7.3	7.2



- [ ] Ranking at each section and finish
- .-.- No data available at this section
- NA No data available



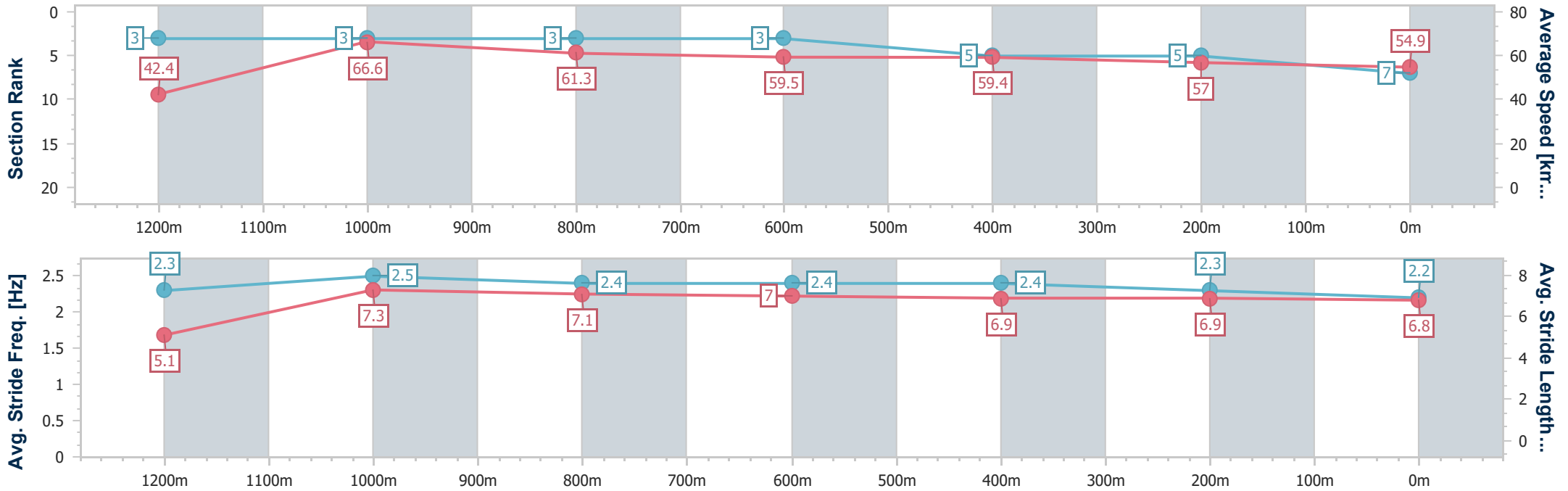
Horse/Jockey Name	Talana
Final Rank	7
Fastest Section Time (Section)	0:08.52 (Overall)
Top Speed [km/h] (Section)	68.6 (1200m)
Race State	Finished



Toowoomba QLD Professional  
 Race 1: EMPIRE OF JAPAN BENCHMARK 70 Handicap - 1300m  
 28 September 2024 - 13:49  
 Track Rating: Soft 7, Weather: Overcast, Rail Position: True



Section	Overall	1200m	1000m	800m	600m	400m	200m
Section Times	1:21.44 [7] (0:08.52)	1:12.92 [3] (0:10.85)	1:02.07 [3] (0:11.73)	0:50.34 [3] (0:12.14)	0:38.20 [3] (0:12.29)	0:25.91 [5] (0:12.78)	0:13.13 [5] (0:13.13)
Average Speed [km/h]	42.4	66.6	61.3	59.5	59.4	57.0	54.9
Top Speed [km/h]	65.6	68.6	65.2	60.5	62.0	58.3	56.3
Avg. Dist. to Rail [m]	8.5	2.9	0.8	1.3	2.3	3.7	2.5
Avg. Stride Freq. [Hz]	2.3	2.5	2.4	2.4	2.4	2.3	2.2
Avg. Stride Length [m]	5.1	7.3	7.1	7.0	6.9	6.9	6.8



- [ ] Ranking at each section and finish
- .-.- No data available at this section
- NA No data available



Horse/Jockey Name	Beau Witness
Final Rank	8
Fastest Section Time (Section)	0:09.03 (Overall)
Top Speed [km/h] (Section)	66.5 (1200m)
Race State	Finished



### Toowoomba QLD Professional

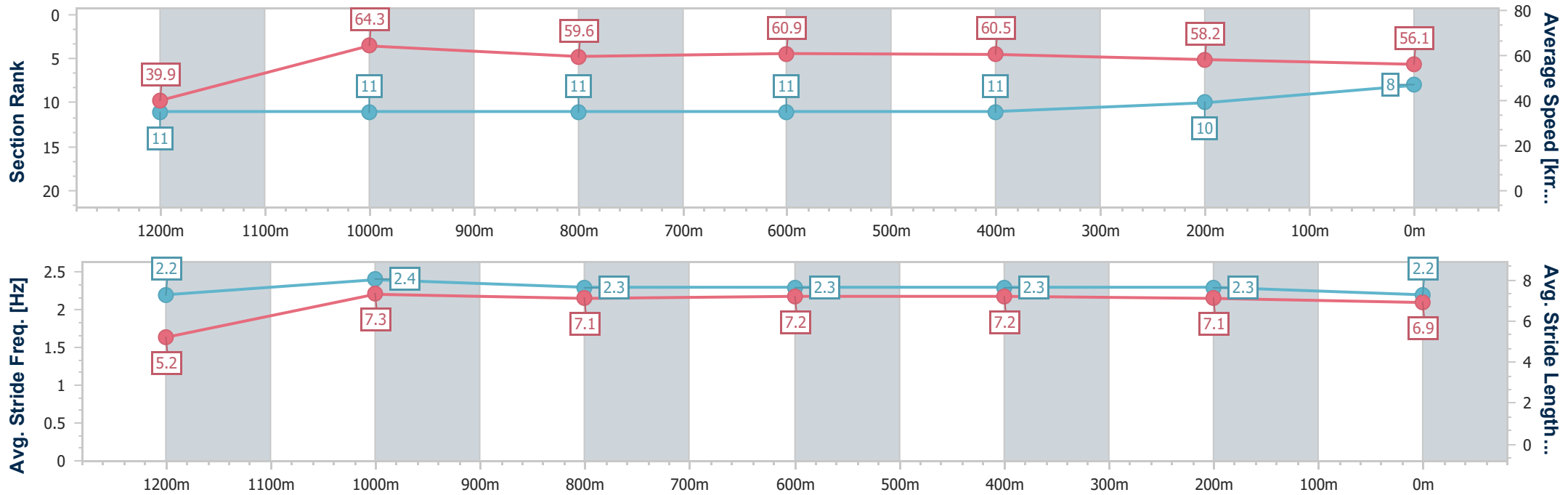
Race 1: EMPIRE OF JAPAN BENCHMARK 70 Handicap - 1300m

28 September 2024 - 13:49

Track Rating: Soft 7, Weather: Overcast, Rail Position: True



Section	Overall	1200m	1000m	800m	600m	400m	200m
Section Times	1:21.45 [8] (0:09.03)	1:12.42 [11] (0:11.20)	1:01.22 [11] (0:12.07)	0:49.15 [11] (0:11.90)	0:37.25 [11] (0:12.01)	0:25.24 [11] (0:12.41)	0:12.83 [10]
Average Speed [km/h]	39.9	64.3	59.6	60.9	60.5	58.2	56.1
Top Speed [km/h]	64.2	66.5	62.2	62.5	62.9	59.2	58.5
Avg. Dist. to Rail [m]	3.5	1.2	0.8	2.1	1.3	2.2	3.4
Avg. Stride Freq. [Hz]	2.2	2.4	2.3	2.3	2.3	2.3	2.2
Avg. Stride Length [m]	5.2	7.3	7.1	7.2	7.2	7.1	6.9



- [ ] Ranking at each section and finish
- .-.- No data available at this section
- NA No data available



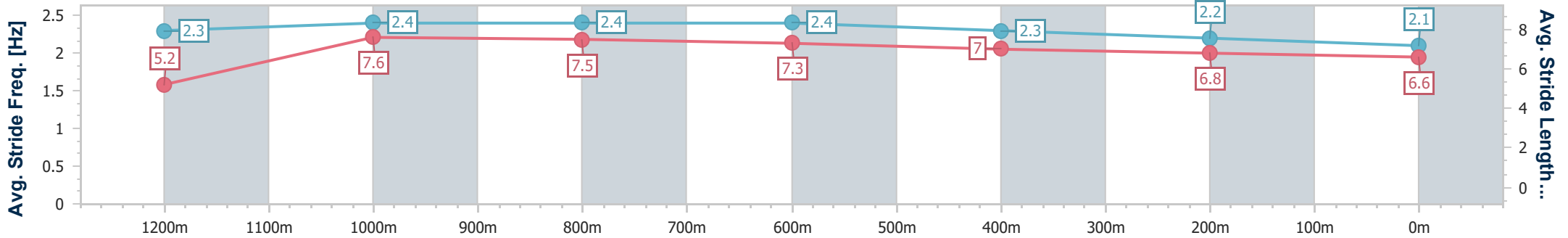
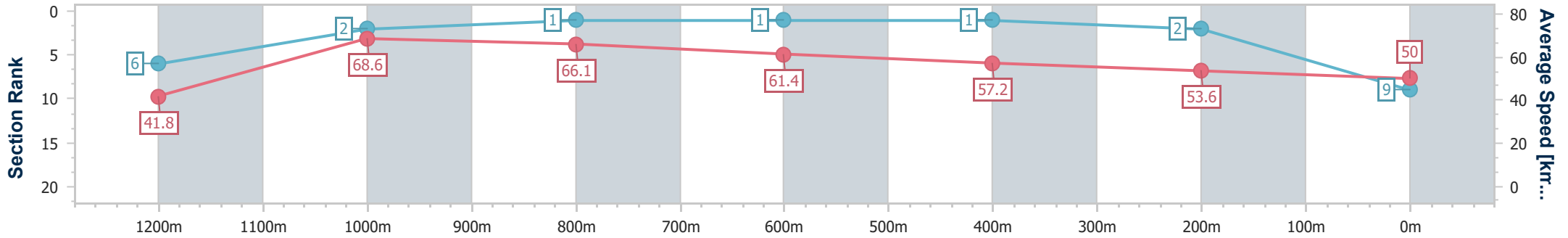
Horse/Jockey Name	Depth Charge
Final Rank	9
Fastest Section Time (Section)	0:08.67 (Overall)
Top Speed [km/h] (Section)	69.8 (1200m)
Race State	Finished



Toowoomba QLD Professional  
 Race 1: EMPIRE OF JAPAN BENCHMARK 70 Handicap - 1300m  
 28 September 2024 - 13:49  
 Track Rating: Soft 7, Weather: Overcast, Rail Position: True



Section	Overall	1200m	1000m	800m	600m	400m	200m
Section Times	1:22.17 [9] (0:08.67)	1:13.50 [6] (0:10.50)	1:03.00 [2] (0:10.90)	0:52.10 [1] (0:11.81)	0:40.29 [1] (0:12.56)	0:27.73 [1] (0:13.38)	0:14.35 [2] (0:14.35)
Average Speed [km/h]	41.8	68.6	66.1	61.4	57.2	53.6	50.0
Top Speed [km/h]	68.2	69.8	69.1	63.1	59.5	55.3	52.5
Avg. Dist. to Rail [m]	9.2	2.5	0.5	1.1	0.6	1.4	1.4
Avg. Stride Freq. [Hz]	2.3	2.4	2.4	2.4	2.3	2.2	2.1
Avg. Stride Length [m]	5.2	7.6	7.5	7.3	7.0	6.8	6.6



- [ ] Ranking at each section and finish
- .-.- No data available at this section
- NA No data available



Horse/Jockey Name	Miss Bayles
Final Rank	10
Fastest Section Time (Section)	0:08.28 (Overall)
Top Speed [km/h] (Section)	67.7 (1200m)
Race State	Finished



Toowoomba QLD Professional

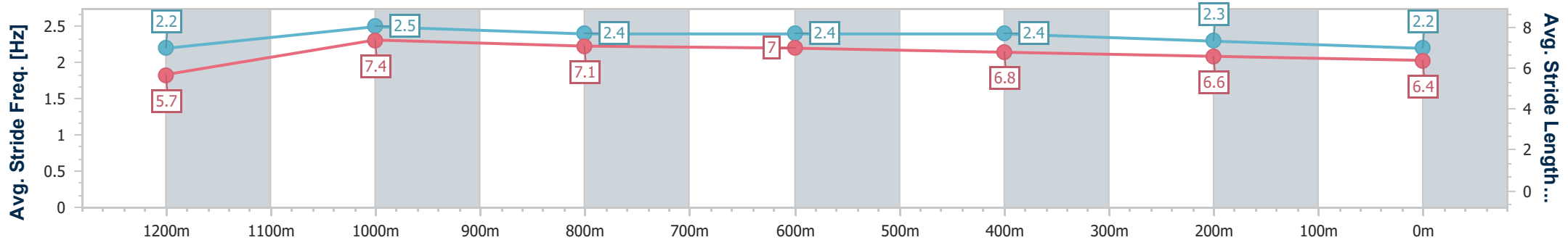
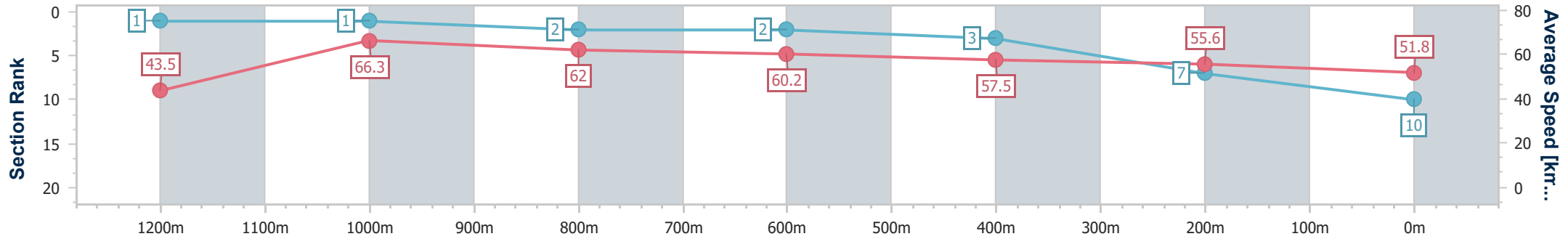
Race 1: EMPIRE OF JAPAN BENCHMARK 70 Handicap - 1300m

28 September 2024 - 13:49

Track Rating: Soft 7, Weather: Overcast, Rail Position: True



Section	Overall	1200m	1000m	800m	600m	400m	200m
Section Times	1:22.32 [10] (0:08.28)	1:14.04 [1] (0:10.88)	1:03.16 [1] (0:11.67)	0:51.49 [2] (0:12.07)	0:39.42 [2] (0:12.57)	0:26.85 [3] (0:12.96)	0:13.89 [7] (0:13.89)
Average Speed [km/h]	43.5	66.3	62.0	60.2	57.5	55.6	51.8
Top Speed [km/h]	64.5	67.7	64.2	61.4	59.1	56.4	53.7
Avg. Dist. to Rail [m]	7.6	3.5	1.3	2.5	1.5	0.4	1.8
Avg. Stride Freq. [Hz]	2.2	2.5	2.4	2.4	2.4	2.3	2.2
Avg. Stride Length [m]	5.7	7.4	7.1	7.0	6.8	6.6	6.4



- [ ] Ranking at each section and finish
- .-.- No data available at this section
- NA No data available



Horse/Jockey Name	Better Be Nordy
Final Rank	11
Fastest Section Time (Section)	0:08.65 (Overall)
Top Speed [km/h] (Section)	65.4 (1200m)
Race State	Finished



Toowoomba QLD Professional

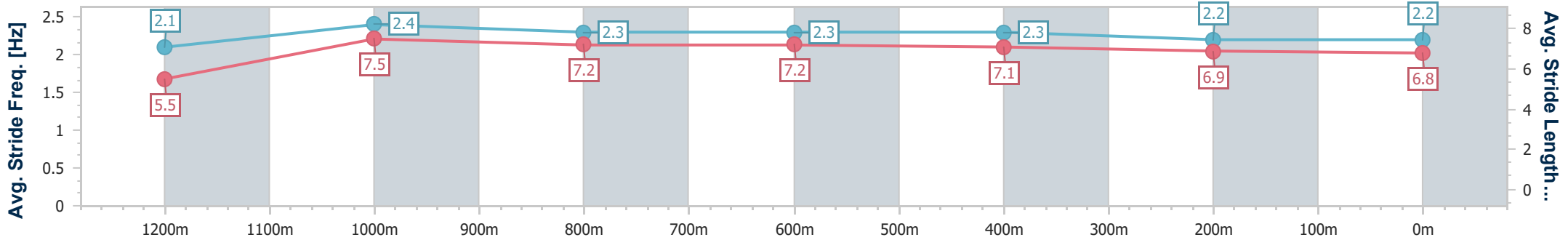
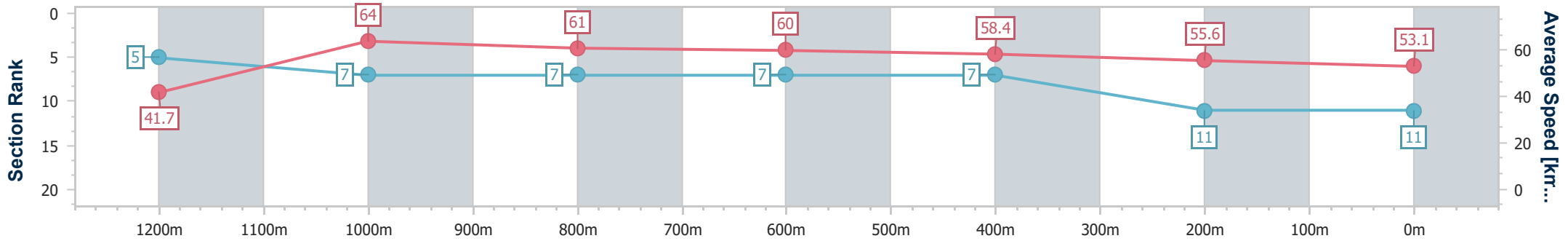
Race 1: EMPIRE OF JAPAN BENCHMARK 70 Handicap - 1300m

28 September 2024 - 13:49



Track Rating: Soft 7, Weather: Overcast, Rail Position: True

Section	Overall	1200m	1000m	800m	600m	400m	200m
Section Times	1:22.33 [11] (0:08.65)	1:13.68 [5] (0:11.24)	1:02.44 [7] (0:11.72)	0:50.72 [7] (0:12.00)	0:38.72 [7] (0:12.21)	0:26.51 [7] (0:12.98)	0:13.53 [11] (0:13.53)
Average Speed [km/h]	41.7	64.0	61.0	60.0	58.4	55.6	53.1
Top Speed [km/h]	64.4	65.4	63.1	60.6	60.4	57.8	54.5
Avg. Dist. to Rail [m]	2.1	1.2	1.6	0.6	0.9	0.4	2.0
Avg. Stride Freq. [Hz]	2.1	2.4	2.3	2.3	2.3	2.2	2.2
Avg. Stride Length [m]	5.5	7.5	7.2	7.2	7.1	6.9	6.8



- [ ] Ranking at each section and finish
- .-.- No data available at this section
- NA No data available