



Mackay QLD Professional

Race 6: CCG Cable Terminations Class 6 Plate - 1300m

28 September 2024 - 15:47



MACKAY TURF CLUB

Ooralea Racecourse

Track Rating: Good 4, Weather: Fine, Rail Position: +3m Entire

Section	Overall	1200m	1000m	800m	600m	400m	Last 600m						
Field Times	1:17.33 (0:08.39)	1:08.94 (0:11.43)	0:57.51 (0:11.74)	0:45.77 (0:11.50)	0:34.27 (0:11.54)	0:22.73 (0:11.12)	0:34.27						
Rank	TAB	Horse/Jockey	Barrier	Top Speed [km/h]	Fastest Section						Distance Travelled [m]		
1	8	HELLISH Justin Huxtable	5	66.3 400m	0:08.47 Overall	1:17.33 [1] (0:08.47)	1:08.86 [2] (0:11.44)	0:57.42 [2] (0:11.65)	0:45.77 [1] (0:11.61)	0:34.16 [2] (0:11.43)	0:22.73 [1] (0:11.12)	0:34.16	
2	9	SENNAPROST Ryan Wiggins	1	65.6 400m	0:08.65 Overall	1:17.58 [2] (0:08.65)	1:08.93 [4] (0:11.51)	0:57.42 [4] (0:11.57)	0:45.85 [4] (0:11.70)	0:34.15 [4] (0:11.42)	0:22.73 [4] (0:11.14)	0:34.15	-2
3	6	THATFEELSBETTER Leah Martyn	4	66.8 400m	0:09.00 Overall	1:17.67 [3] (0:09.00)	1:08.67 [6] (0:11.35)	0:57.32 [6] (0:11.57)	0:45.75 [6] (0:11.65)	0:34.10 [7] (0:11.43)	0:22.67 [6] (0:10.98)	0:34.10	+9
4	3	SHAMEDY Chris Whiteley	6	66.3 400m	0:08.79 Overall	1:17.71 [4] (0:08.79)	1:08.92 [5] (0:11.39)	0:57.53 [5] (0:11.60)	0:45.93 [5] (0:11.69)	0:34.24 [5] (0:11.43)	0:22.81 [5] (0:11.18)	0:34.24	+2
5	2	SENSATIONABULL Olivia Kendal	2	65.8 400m	0:08.39 Overall	1:17.75 [5] (0:08.39)	1:09.36 [1] (0:11.43)	0:57.93 [1] (0:11.75)	0:46.18 [2] (0:11.49)	0:34.69 [1] (0:11.62)	0:23.07 [2] (0:11.13)	0:34.69	-9
6	7	LADY RAIN Carl Spry	8	66.2 400m	0:08.62 Overall	1:18.29 [6] (0:08.62)	1:09.67 [3] (0:11.41)	0:58.26 [3] (0:11.62)	0:46.64 [3] (0:11.65)	0:34.99 [3] (0:11.51)	0:23.48 [3] (0:11.24)	0:34.99	+2
7	4	BOLD ZIP Jackson Murphy	7	65.3 1000m	0:09.17 Overall	1:19.16 [7] (0:09.17)	1:09.99 [7] (0:11.45)	0:58.54 [7] (0:11.35)	0:47.19 [7] (0:11.59)	0:35.60 [6] (0:11.57)	0:24.03 [7] (0:11.54)	0:35.60	-3

Scratched: Investor (#1), Fresh Prince (#5)

[] Ranking at each section and finish
 -:-:- No data available at this section
 NA No data available

SCN Saddle cloth number
 DNF Did not finish
 DNT Did not track



Mackay QLD Professional

Race 6: CCG Cable Terminations Class 6 Plate - 1300m

28 September 2024 - 15:47



Track Rating: Good 4, Weather: Fine, Rail Position: +3m Entire

Section				200m				Last 600m	
Field Times				0:11.61 (0:11.61)				0:34.27	
Rank	TAB	Horse/Jockey	Barrier	Top Speed [km/h]	Fastest Section	Margin			Distance Travelled [m]
1	8	HELLISH Justin Huxtable	5	66.3 400m	0:08.47 Overall	0:11.61 [1] (0:11.61)	1:17.33		0:34.16
2	9	SENNAPROST Ryan Wiggins	1	65.6 400m	0:08.65 Overall	0:11.59 [4] (0:11.59)	1.45L		0:34.15 -2
3	6	THATFEELSBETTER Leah Martyn	4	66.8 400m	0:09.00 Overall	0:11.69 [3] (0:11.69)	1.98L		0:34.10 +9
4	3	SHAMEDY Chris Whiteley	6	66.3 400m	0:08.79 Overall	0:11.63 [6] (0:11.63)	2.22L		0:34.24 +2
5	2	SENSATIONABULL Olivia Kendal	2	65.8 400m	0:08.39 Overall	0:11.94 [2] (0:11.94)	2.45L		0:34.69 -9
6	7	LADY RAIN Carl Spry	8	66.2 400m	0:08.62 Overall	0:12.24 [5] (0:12.24)	5.64L		0:34.99 +2
7	4	BOLD ZIP Jackson Murphy	7	65.3 1000m	0:09.17 Overall	0:12.49 [7] (0:12.49)	10.74L		0:35.60 -3

Scratched: Investor (#1), Fresh Prince (#5)



Horse/Jockey Name	Hellish
Final Rank	1
Fastest Section Time (Section)	0:08.47 (Overall)
Top Speed [km/h] (Section)	66.3 (400m)
Race State	Finished



Mackay QLD Professional

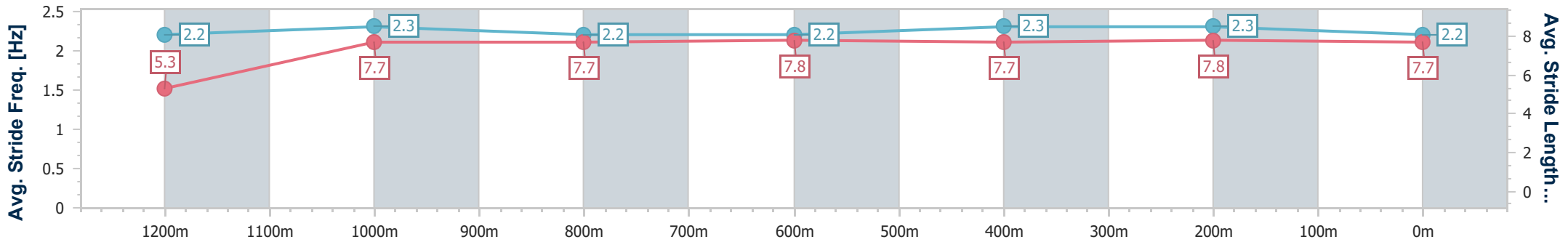
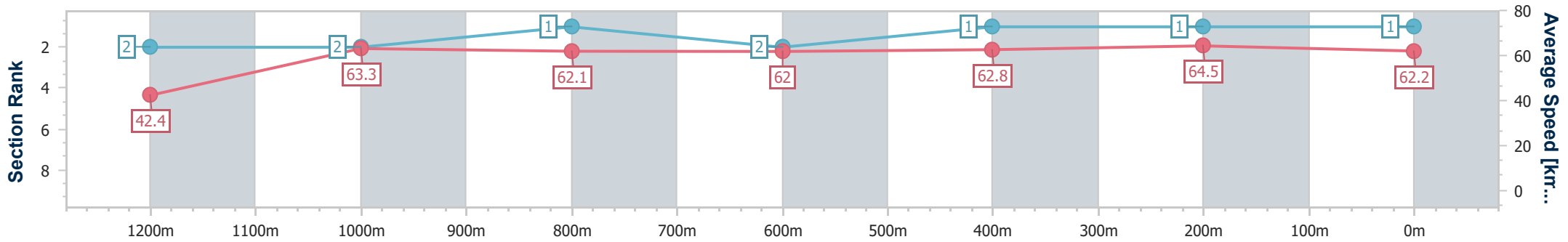
Race 6: CCG Cable Terminations Class 6 Plate - 1300m

28 September 2024 - 15:47

Track Rating: Good 4, Weather: Fine, Rail Position: +3m Entire



Section	Overall	1200m	1000m	800m	600m	400m	200m
Section Times	1:17.33 [1] (0:08.47)	1:08.86 [2] (0:11.44)	0:57.42 [2] (0:11.65)	0:45.77 [1] (0:11.61)	0:34.16 [2] (0:11.43)	0:22.73 [1] (0:11.12)	0:11.61 [1] (0:11.61)
Average Speed [km/h]	42.4	63.3	62.1	62.0	62.8	64.5	62.2
Top Speed [km/h]	61.3	64.3	62.8	62.5	64.0	66.3	65.6
Avg. Dist. to Rail [m]	8.2	2.7	1.6	0.5	0.7	0.4	0.4
Avg. Stride Freq. [Hz]	2.2	2.3	2.2	2.2	2.3	2.3	2.2
Avg. Stride Length [m]	5.3	7.7	7.7	7.8	7.7	7.8	7.7



- [] Ranking at each section and finish
- .-.- No data available at this section
- NA No data available



Horse/Jockey Name	Sennaprost
Final Rank	2
Fastest Section Time (Section)	0:08.65 (Overall)
Top Speed [km/h] (Section)	65.6 (400m)
Race State	Finished



Mackay QLD Professional

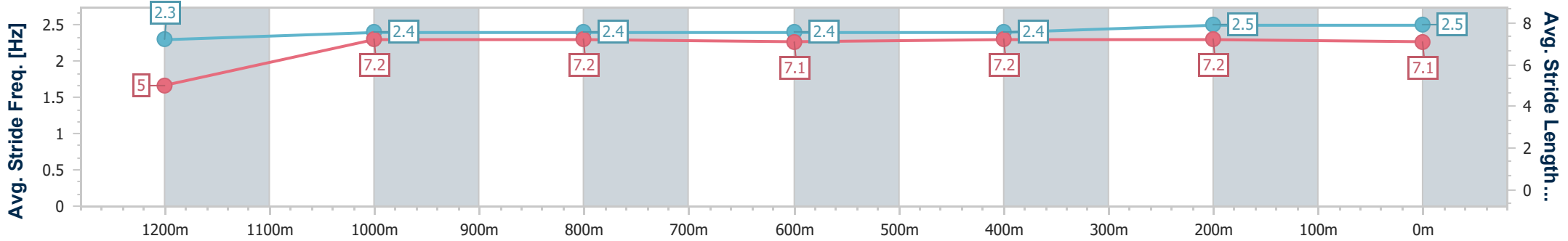
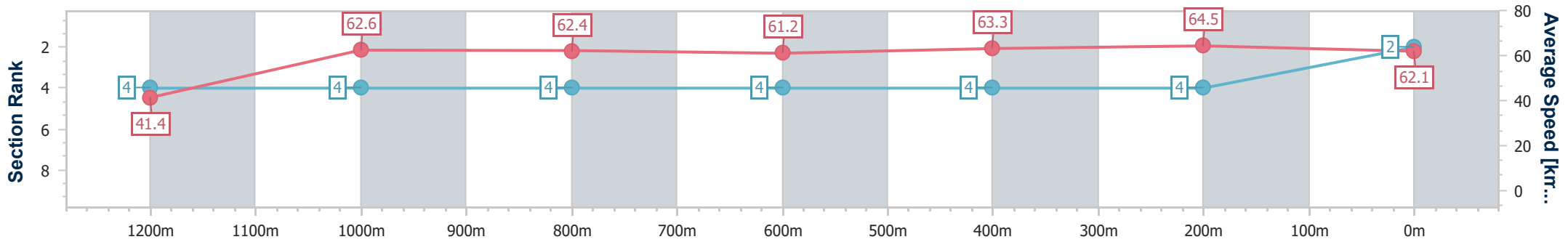
Race 6: CCG Cable Terminations Class 6 Plate - 1300m

28 September 2024 - 15:47

Track Rating: Good 4, Weather: Fine, Rail Position: +3m Entire



Section	Overall	1200m	1000m	800m	600m	400m	200m
Section Times	1:17.58 [2] (0:08.65)	1:08.93 [4] (0:11.51)	0:57.42 [4] (0:11.57)	0:45.85 [4] (0:11.70)	0:34.15 [4] (0:11.42)	0:22.73 [4] (0:11.14)	0:11.59 [4] (0:11.59)
Average Speed [km/h]	41.4	62.6	62.4	61.2	63.3	64.5	62.1
Top Speed [km/h]	60.6	64.0	63.7	62.8	64.7	65.6	64.9
Avg. Dist. to Rail [m]	4.2	0.4	0.2	0.4	0.9	1.8	3.4
Avg. Stride Freq. [Hz]	2.3	2.4	2.4	2.4	2.4	2.5	2.5
Avg. Stride Length [m]	5.0	7.2	7.2	7.1	7.2	7.2	7.1



- [] Ranking at each section and finish
- .-.- No data available at this section
- NA No data available



Horse/Jockey Name	Thatfeelsbetter
Final Rank	3
Fastest Section Time (Section)	0:09.00 (Overall)
Top Speed [km/h] (Section)	66.8 (400m)
Race State	Finished



Mackay QLD Professional

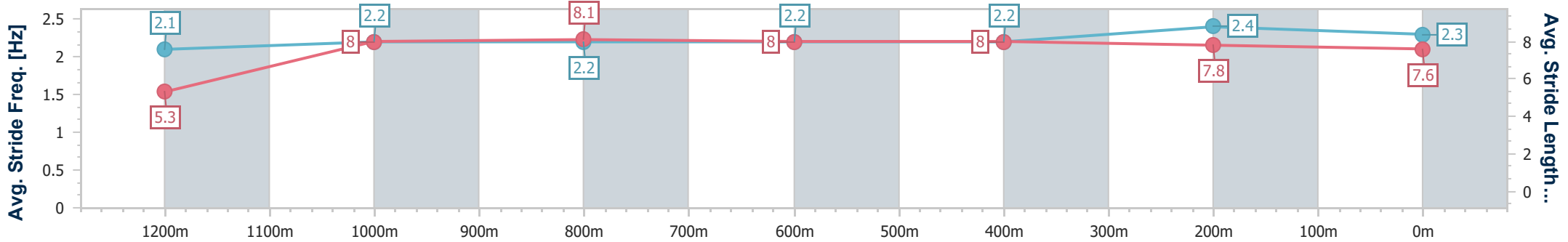
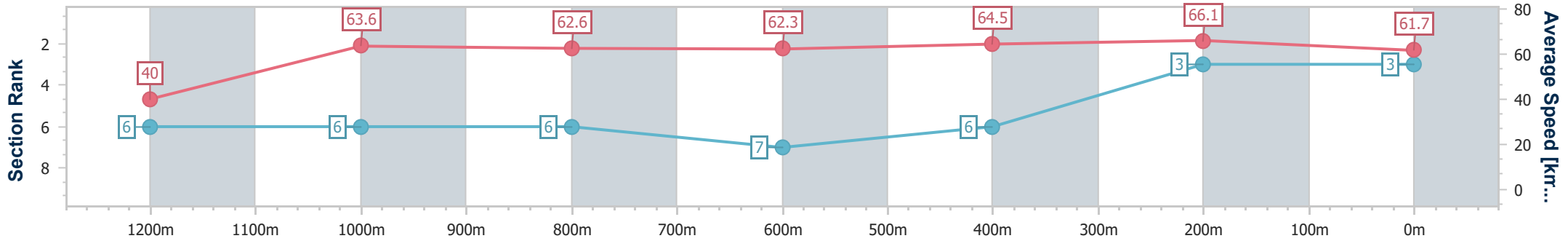
Race 6: CCG Cable Terminations Class 6 Plate - 1300m

28 September 2024 - 15:47

Track Rating: Good 4, Weather: Fine, Rail Position: +3m Entire



Section	Overall	1200m	1000m	800m	600m	400m	200m
Section Times	1:17.67 [3] (0:09.00)	1:08.67 [6] (0:11.35)	0:57.32 [6] (0:11.57)	0:45.75 [6] (0:11.65)	0:34.10 [7] (0:11.43)	0:22.67 [6] (0:10.98)	0:11.69 [3] (0:11.69)
Average Speed [km/h]	40.0	63.6	62.6	62.3	64.5	66.1	61.7
Top Speed [km/h]	60.4	65.1	63.9	63.3	65.8	66.8	66.5
Avg. Dist. to Rail [m]	6.3	2.0	2.5	2.4	2.9	6.4	6.6
Avg. Stride Freq. [Hz]	2.1	2.2	2.2	2.2	2.2	2.4	2.3
Avg. Stride Length [m]	5.3	8.0	8.1	8.0	8.0	7.8	7.6



- [] Ranking at each section and finish
- .-.- No data available at this section
- NA No data available



Horse/Jockey Name	Shamedy
Final Rank	4
Fastest Section Time (Section)	0:08.79 (Overall)
Top Speed [km/h] (Section)	66.3 (400m)
Race State	Finished



Mackay QLD Professional

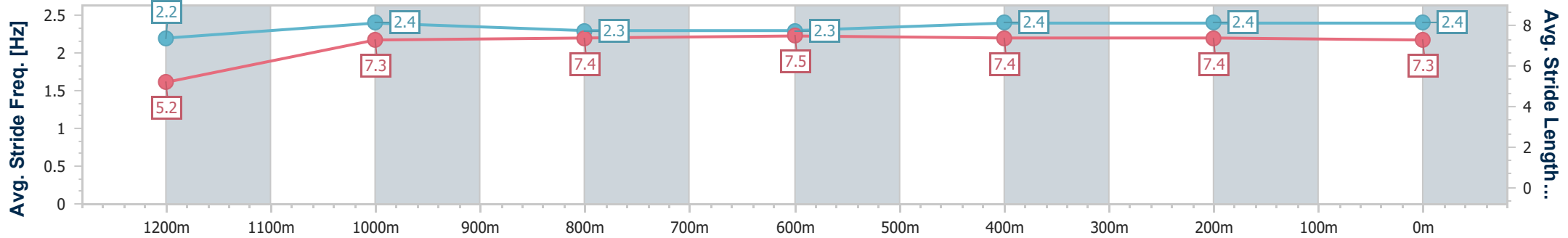
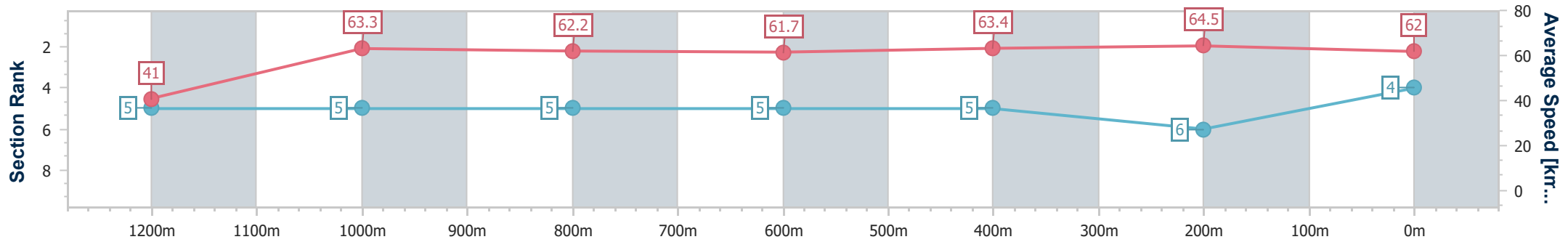
Race 6: CCG Cable Terminations Class 6 Plate - 1300m

28 September 2024 - 15:47

Track Rating: Good 4, Weather: Fine, Rail Position: +3m Entire



Section	Overall	1200m	1000m	800m	600m	400m	200m
Section Times	1:17.71 [4] (0:08.79)	1:08.92 [5] (0:11.39)	0:57.53 [5] (0:11.60)	0:45.93 [5] (0:11.69)	0:34.24 [5] (0:11.43)	0:22.81 [5] (0:11.18)	0:11.63 [6]
Average Speed [km/h]	41.0	63.3	62.2	61.7	63.4	64.5	62.0
Top Speed [km/h]	62.2	64.0	63.4	63.6	64.7	66.3	65.4
Avg. Dist. to Rail [m]	7.3	1.4	0.8	0.3	0.9	2.9	3.6
Avg. Stride Freq. [Hz]	2.2	2.4	2.3	2.3	2.4	2.4	2.4
Avg. Stride Length [m]	5.2	7.3	7.4	7.5	7.4	7.4	7.3



- [] Ranking at each section and finish
- .-.- No data available at this section
- NA No data available



Horse/Jockey Name	Sensationabull
Final Rank	5
Fastest Section Time (Section)	0:08.39 (Overall)
Top Speed [km/h] (Section)	65.8 (400m)
Race State	Finished



Mackay QLD Professional

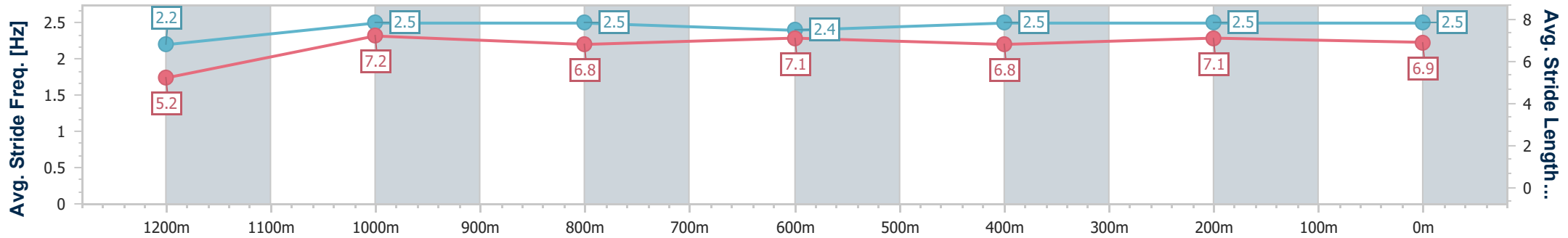
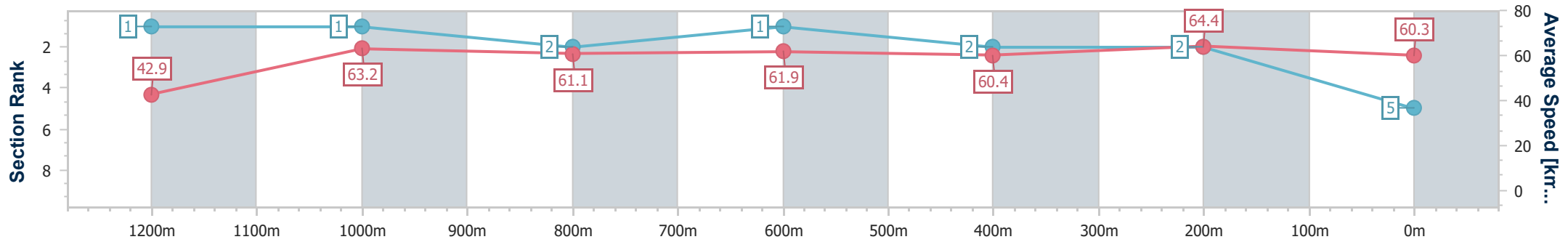
Race 6: CCG Cable Terminations Class 6 Plate - 1300m

28 September 2024 - 15:47

Track Rating: Good 4, Weather: Fine, Rail Position: +3m Entire



Section	Overall	1200m	1000m	800m	600m	400m	200m
Section Times	1:17.75 [5] (0:08.39)	1:09.36 [1] (0:11.43)	0:57.93 [1] (0:11.75)	0:46.18 [2] (0:11.49)	0:34.69 [1] (0:11.62)	0:23.07 [2] (0:11.13)	0:11.94 [2] (0:11.94)
Average Speed [km/h]	42.9	63.2	61.1	61.9	60.4	64.4	60.3
Top Speed [km/h]	59.6	64.0	62.9	62.7	62.5	65.8	63.3
Avg. Dist. to Rail [m]	7.0	1.9	1.1	3.8	2.9	1.6	0.3
Avg. Stride Freq. [Hz]	2.2	2.5	2.5	2.4	2.5	2.5	2.5
Avg. Stride Length [m]	5.2	7.2	6.8	7.1	6.8	7.1	6.9



- [] Ranking at each section and finish
- .-.- No data available at this section
- NA No data available



Horse/Jockey Name	Lady Rain
Final Rank	6
Fastest Section Time (Section)	0:08.62 (Overall)
Top Speed [km/h] (Section)	66.2 (400m)
Race State	Finished



Mackay QLD Professional

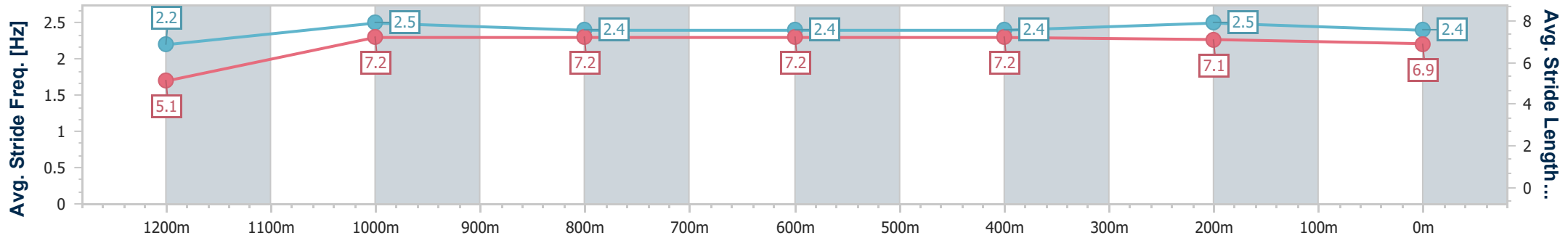
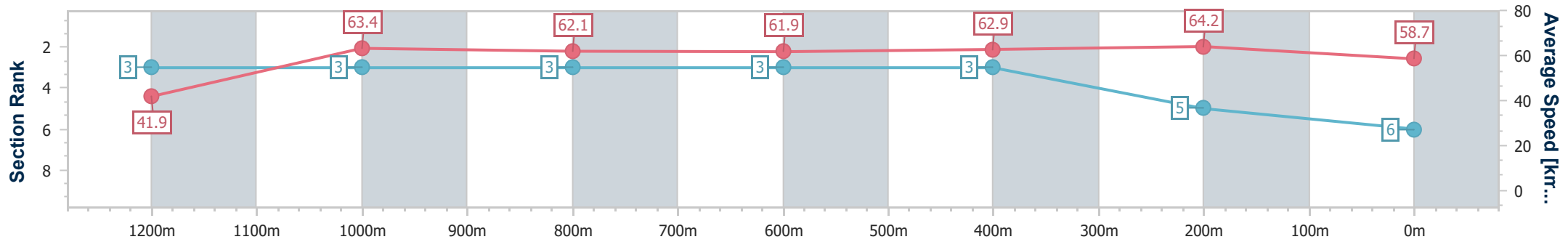
Race 6: CCG Cable Terminations Class 6 Plate - 1300m

28 September 2024 - 15:47

Track Rating: Good 4, Weather: Fine, Rail Position: +3m Entire



Section	Overall	1200m	1000m	800m	600m	400m	200m
Section Times	1:18.29 [6] (0:08.62)	1:09.67 [3] (0:11.41)	0:58.26 [3] (0:11.62)	0:46.64 [3] (0:11.65)	0:34.99 [3] (0:11.51)	0:23.48 [3] (0:11.24)	0:12.24 [5] (0:12.24)
Average Speed [km/h]	41.9	63.4	62.1	61.9	62.9	64.2	58.7
Top Speed [km/h]	60.5	65.3	63.0	63.6	63.6	66.2	64.2
Avg. Dist. to Rail [m]	9.1	2.4	0.8	0.2	0.9	1.8	3.3
Avg. Stride Freq. [Hz]	2.2	2.5	2.4	2.4	2.4	2.5	2.4
Avg. Stride Length [m]	5.1	7.2	7.2	7.2	7.2	7.1	6.9



- [] Ranking at each section and finish
- .-.- No data available at this section
- NA No data available



Horse/Jockey Name	Bold Zip
Final Rank	7
Fastest Section Time (Section)	0:09.17 (Overall)
Top Speed [km/h] (Section)	65.3 (1000m)
Race State	Finished



Mackay QLD Professional

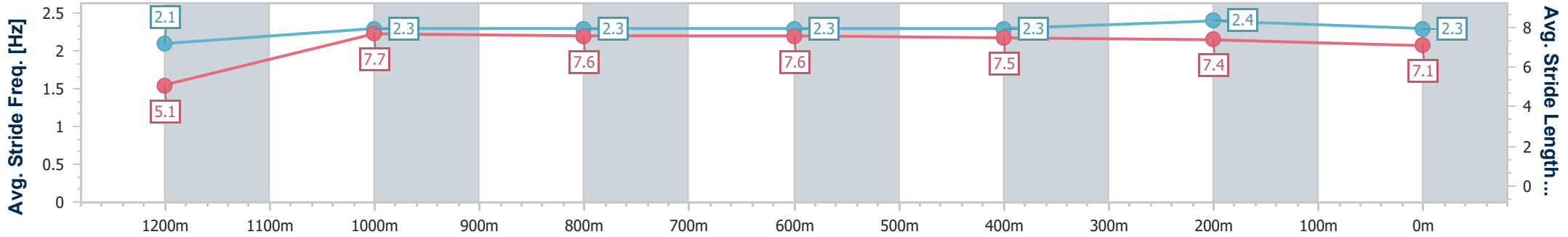
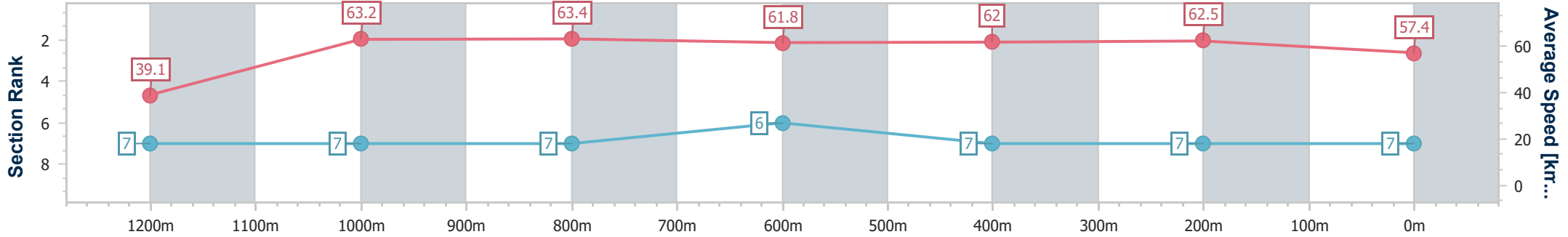
Race 6: CCG Cable Terminations Class 6 Plate - 1300m

28 September 2024 - 15:47

Track Rating: Good 4, Weather: Fine, Rail Position: +3m Entire



Section	Overall	1200m	1000m	800m	600m	400m	200m
Section Times	1:19.16 [7] (0:09.17)	1:09.99 [7] (0:11.45)	0:58.54 [7] (0:11.35)	0:47.19 [7] (0:11.59)	0:35.60 [6] (0:11.57)	0:24.03 [7] (0:11.54)	0:12.49 [7] (0:12.49)
Average Speed [km/h]	39.1	63.2	63.4	61.8	62.0	62.5	57.4
Top Speed [km/h]	60.8	64.1	65.3	63.2	63.0	63.8	62.9
Avg. Dist. to Rail [m]	9.0	2.5	0.7	1.2	1.0	1.6	2.2
Avg. Stride Freq. [Hz]	2.1	2.3	2.3	2.3	2.3	2.4	2.3
Avg. Stride Length [m]	5.1	7.7	7.6	7.6	7.5	7.4	7.1



- [] Ranking at each section and finish
- .-.- No data available at this section
- NA No data available