



Mackay QLD Professional  
 Race 5: MM ELECTRICAL MACKAY NQ CLASSIC QTIS 3YO & 4YO  
 BENCHMARK 65 Handicap - 1800m  
 28 September 2024 - 15:08



MACKAY TURF CLUB  
 Ooralea Racecourse

Track Rating: Good 4, Weather: Fine, Rail Position: +3m Entire

Section														
Field Times														
	Overall	1600m	1400m	1200m	1000m	800m	600m	Last 600m						
	1:49.60 (0:14.41)	1:35.19 (0:11.14)	1:24.05 (0:11.60)	1:12.45 (0:11.37)	1:01.08 (0:11.52)	0:49.56 (0:11.90)	0:37.66 (0:12.11)	0:37.66						
Rank	TAB	Horse/Jockey	Barrier	Top Speed [km/h]	Fastest Section									Distance Travelled [m]
1	1	<b>PIPISTRELLE</b> McKenzie Apel	2	67.4 Overall	0:11.14 1600m	1:49.60 [1] (0:14.41)	1:35.19 [1] (0:11.14)	1:24.05 [1] (0:11.60)	1:12.45 [1] (0:11.37)	1:01.08 [1] (0:11.52)	0:49.56 [1] (0:11.90)	0:37.66 [1] (0:12.11)	0:37.66	
2	12	<b>YA LOVE HER</b> Erin Molloy	3	66.4 Overall	0:11.35 1600m	1:50.44 [2] (0:14.42)	1:36.02 [2] (0:11.35)	1:24.67 [2] (0:11.69)	1:12.98 [2] (0:11.48)	1:01.50 [2] (0:11.66)	0:49.84 [2] (0:12.04)	0:37.80 [2] (0:12.46)	0:37.80	-2
3	5	<b>REPLACE THE ACE</b> Jackson Murphy	10	65.7 1600m	0:11.52 1600m	1:50.47 [3] (0:14.74)	1:35.73 [5] (0:11.52)	1:24.21 [5] (0:11.95)	1:12.26 [5] (0:11.62)	1:00.64 [5] (0:11.80)	0:48.84 [6] (0:11.83)	0:37.01 [4] (0:12.15)	0:37.01	+2
4	4	<b>ORCA</b> Ryan Wiggins	11	64.5 1600m	0:11.48 1600m	1:51.49 [4] (0:15.14)	1:36.35 [8] (0:11.48)	1:24.87 [7] (0:12.05)	1:12.82 [7] (0:11.53)	1:01.29 [7] (0:11.71)	0:49.58 [7] (0:11.85)	0:37.73 [7] (0:12.08)	0:37.73	+0
5	9	<b>MISHANI OPAL</b> Adrian Layt	9	65.6 Overall	0:11.57 1200m	1:51.98 [5] (0:15.07)	1:36.91 [7] (0:11.59)	1:25.32 [8] (0:12.11)	1:13.21 [8] (0:11.57)	1:01.64 [8] (0:11.77)	0:49.87 [8] (0:11.88)	0:37.99 [8] (0:12.13)	0:37.99	-1
6	8	<b>MADNUS LEE</b> Chris Whiteley	4	65.8 Overall	0:11.56 1200m	1:52.46 [6] (0:14.77)	1:37.69 [6] (0:11.61)	1:26.08 [6] (0:11.90)	1:14.18 [6] (0:11.56)	1:02.62 [6] (0:11.74)	0:50.88 [5] (0:12.03)	0:38.85 [6] (0:12.47)	0:38.85	+2
7	3	<b>SPIN DOCTOR</b> Leah Martyn	7	67.5 Overall	0:11.45 1200m	1:52.78 [7] (0:15.51)	1:37.27 [9] (0:11.49)	1:25.78 [9] (0:12.07)	1:13.71 [9] (0:11.45)	1:02.26 [9] (0:11.65)	0:50.61 [9] (0:11.95)	0:38.66 [9] (0:12.32)	0:38.66	-1
8	6	<b>SILVERADO MISS</b> Olivia Kendal	1	64.7 Overall	0:11.58 1600m	1:53.35 [8] (0:14.57)	1:38.78 [4] (0:11.58)	1:27.20 [4] (0:11.89)	1:15.31 [4] (0:11.58)	1:03.73 [4] (0:11.80)	0:51.93 [4] (0:12.15)	0:39.78 [5] (0:12.51)	0:39.78	-1
9	7	<b>MISHANI AVIATOR</b> Adam Sewell	8	65.8 1600m	0:11.51 1600m	1:54.22 [9] (0:14.48)	1:39.74 [3] (0:11.51)	1:28.23 [3] (0:11.77)	1:16.46 [3] (0:11.51)	1:04.95 [3] (0:11.75)	0:53.20 [3] (0:12.17)	0:41.03 [3] (0:12.55)	0:41.03	+6

Scratched: Moon Over Matilda (#11), Mishani Tycoon (#10), Bold Feeling (#2)

[ ] Ranking at each section and finish  
 -:-:- No data available at this section  
 NA No data available

SCN Saddle cloth number  
 DNF Did not finish  
 DNT Did not track



**Mackay QLD Professional**  
**Race 5: MM ELECTRICAL MACKAY NQ CLASSIC QTIS 3YO & 4YO**  
**BENCHMARK 65 Handicap - 1800m**  
**28 September 2024 - 15:08**



MACKAY TURF CLUB  
 Ooralea Racecourse

Track Rating: Good 4, Weather: Fine, Rail Position: +3m Entire

Section				400m	200m			Last 600m		
Field Times				0:25.55 (0:12.29)	0:13.26 (0:13.26)			0:37.66		
Rank	TAB	Horse/Jockey	Barrier	Top Speed [km/h]	Fastest Section	Margin				Distance Travelled [m]
1	1	<b>PIPISTRELLE</b> McKenzie Apel	2	67.4 Overall	0:11.14 1600m	0:25.55 [1] (0:12.29)	0:13.26 [1] (0:13.26)	1:49.60	0:37.66	
2	12	<b>YA LOVE HER</b> Erin Molloy	3	66.4 Overall	0:11.35 1600m	0:25.34 [2] (0:12.54)	0:12.80 [2] (0:12.80)	4.97L	0:37.80	-2
3	5	<b>REPLACE THE ACE</b> Jackson Murphy	10	65.7 1600m	0:11.52 1600m	0:24.86 [3] (0:12.10)	0:12.76 [3] (0:12.76)	5.1L	0:37.01	+2
4	4	<b>ORCA</b> Ryan Wiggins	11	64.5 1600m	0:11.48 1600m	0:25.65 [5] (0:12.38)	0:13.27 [4] (0:13.27)	11.12L	0:37.73	+0
5	9	<b>MISHANI OPAL</b> Adrian Layt	9	65.6 Overall	0:11.57 1200m	0:25.86 [8] (0:12.47)	0:13.39 [5] (0:13.39)	13.98L	0:37.99	-1
6	8	<b>MADNUS LEE</b> Chris Whiteley	4	65.8 Overall	0:11.56 1200m	0:26.38 [6] (0:12.56)	0:13.82 [6] (0:13.82)	16.82L	0:38.85	+2
7	3	<b>SPIN DOCTOR</b> Leah Martyn	7	67.5 Overall	0:11.45 1200m	0:26.34 [9] (0:12.76)	0:13.58 [8] (0:13.58)	18.7L	0:38.66	-1
8	6	<b>SILVERADO MISS</b> Olivia Kendal	1	64.7 Overall	0:11.58 1600m	0:27.27 [7] (0:13.19)	0:14.08 [9] (0:14.08)	22.04L	0:39.78	-1
9	7	<b>MISHANI AVIATOR</b> Adam Sewell	8	65.8 1600m	0:11.51 1600m	0:28.48 [4] (0:13.32)	0:15.16 [7] (0:15.16)	27.18L	0:41.03	+6

Scratched: Moon Over Matilda (#11), Mishani Tycoon (#10), Bold Feeling (#2)

[ ] Ranking at each section and finish  
 -:-:- No data available at this section  
 NA No data available

SCN Saddle cloth number  
 DNF Did not finish  
 DNT Did not track



Horse/Jockey Name	Pipistrelle
Final Rank	1
Fastest Section Time (Section)	0:11.14 (1600m)
Top Speed [km/h] (Section)	67.4 (Overall)
Race State	Finished



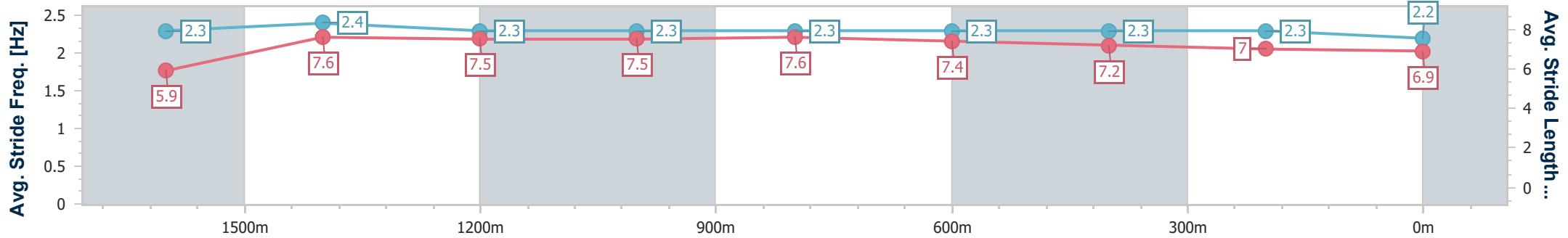
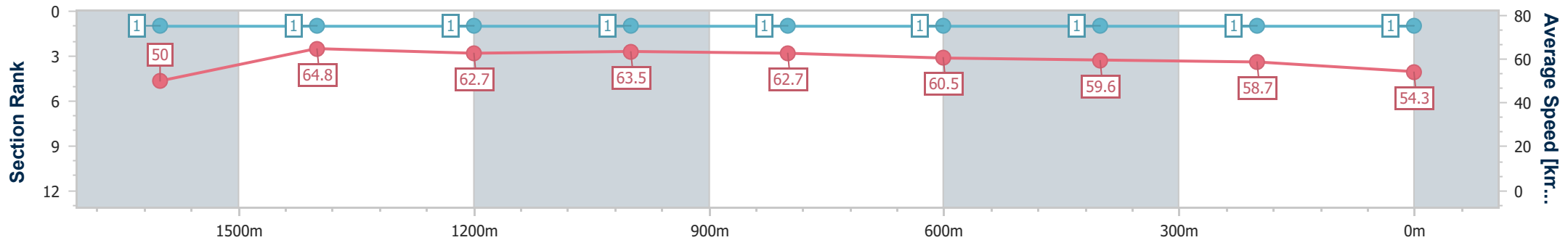
Mackay QLD Professional  
 Race 5: MM ELECTRICAL MACKAY NQ CLASSIC QTIS 3YO &  
 4YO BENCHMARK 65 Handicap - 1800m



28 September 2024 - 15:08

Track Rating: Good 4, Weather: Fine, Rail Position: +3m Entire

Section	Overall	1600m	1400m	1200m	1000m	800m	600m	400m	200m
Section Times	1:49.60 [1] (0:14.41)	1:35.19 [1] (0:11.14)	1:24.05 [1] (0:11.60)	1:12.45 [1] (0:11.37)	1:01.08 [1] (0:11.52)	0:49.56 [1] (0:11.90)	0:37.66 [1] (0:12.11)	0:25.55 [1] (0:12.29)	0:13.26 [1] (0:13.26)
Average Speed [km/h]	50.0	64.8	62.7	63.5	62.7	60.5	59.6	58.7	54.3
Top Speed [km/h]	67.4	67.2	63.7	64.9	63.7	61.5	60.3	59.5	57.3
Avg. Dist. to Rail [m]	3.2	0.4	1.9	1.6	0.7	0.5	0.8	1.9	3.8
Avg. Stride Freq. [Hz]	2.3	2.4	2.3	2.3	2.3	2.3	2.3	2.3	2.2
Avg. Stride Length [m]	5.9	7.6	7.5	7.5	7.6	7.4	7.2	7.0	6.9



- [ ] Ranking at each section and finish
- .-.- No data available at this section
- NA No data available



Horse/Jockey Name	Ya Love Her
Final Rank	2
Fastest Section Time (Section)	0:11.35 (1600m)
Top Speed [km/h] (Section)	66.4 (Overall)
Race State	Finished



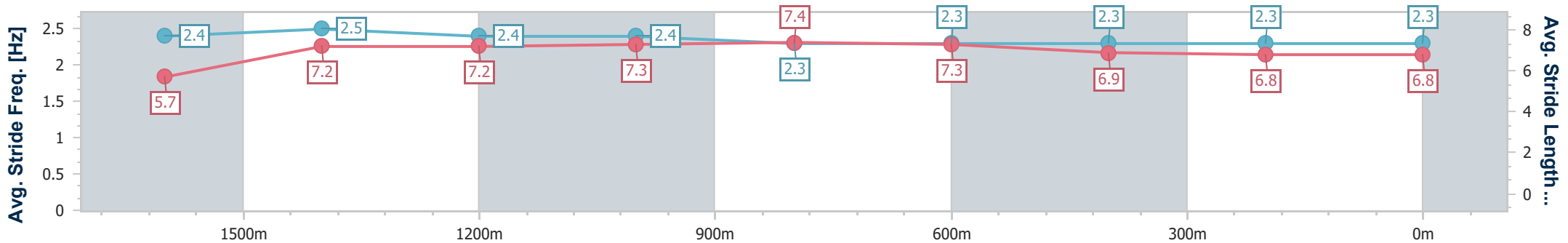
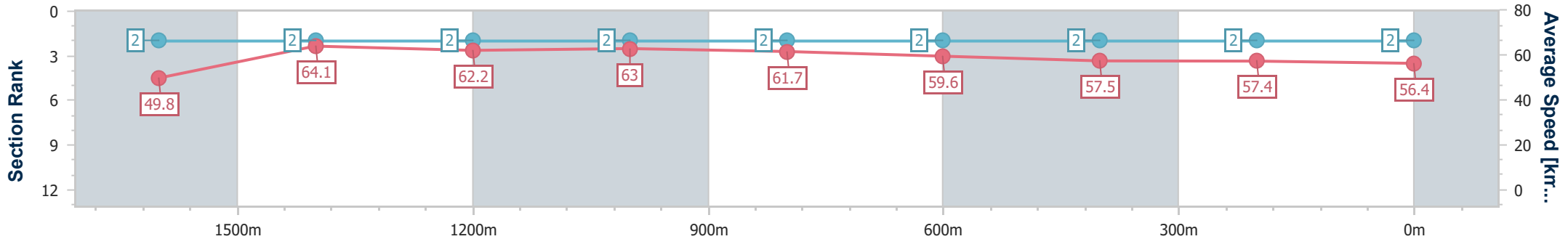
Mackay QLD Professional  
 Race 5: MM ELECTRICAL MACKAY NQ CLASSIC QTIS 3YO &  
 4YO BENCHMARK 65 Handicap - 1800m



28 September 2024 - 15:08

Track Rating: Good 4, Weather: Fine, Rail Position: +3m Entire

Section	Overall	1600m	1400m	1200m	1000m	800m	600m	400m	200m
Section Times	1:50.44 [2] (0:14.42)	1:36.02 [2] (0:11.35)	1:24.67 [2] (0:11.69)	1:12.98 [2] (0:11.48)	1:01.50 [2] (0:11.66)	0:49.84 [2] (0:12.04)	0:37.80 [2] (0:12.46)	0:25.34 [2] (0:12.54)	0:12.80 [2] (0:12.80)
Average Speed [km/h]	49.8	64.1	62.2	63.0	61.7	59.6	57.5	57.4	56.4
Top Speed [km/h]	66.4	65.7	63.5	64.2	62.8	60.9	58.5	59.6	59.0
Avg. Dist. to Rail [m]	4.7	1.6	1.6	1.9	0.5	0.5	0.6	0.8	1.7
Avg. Stride Freq. [Hz]	2.4	2.5	2.4	2.4	2.3	2.3	2.3	2.3	2.3
Avg. Stride Length [m]	5.7	7.2	7.2	7.3	7.4	7.3	6.9	6.8	6.8



- [ ] Ranking at each section and finish
- .-.- No data available at this section
- NA No data available



Horse/Jockey Name	Replace The Ace
Final Rank	3
Fastest Section Time (Section)	0:11.52 (1600m)
Top Speed [km/h] (Section)	65.7 (1600m)
Race State	Finished



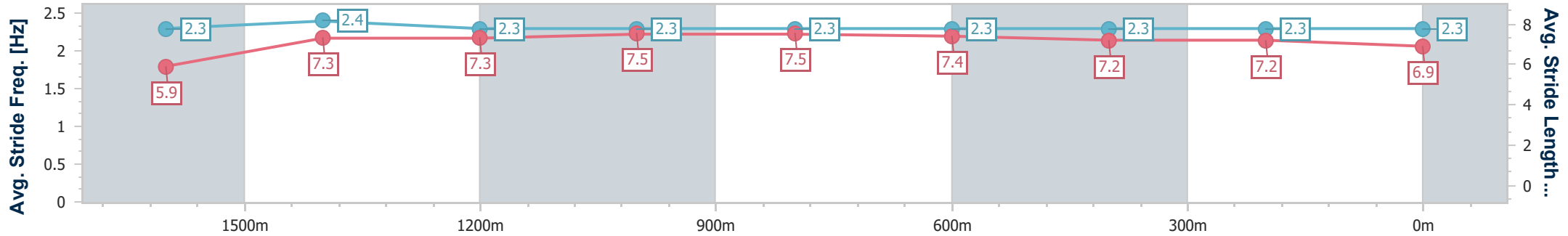
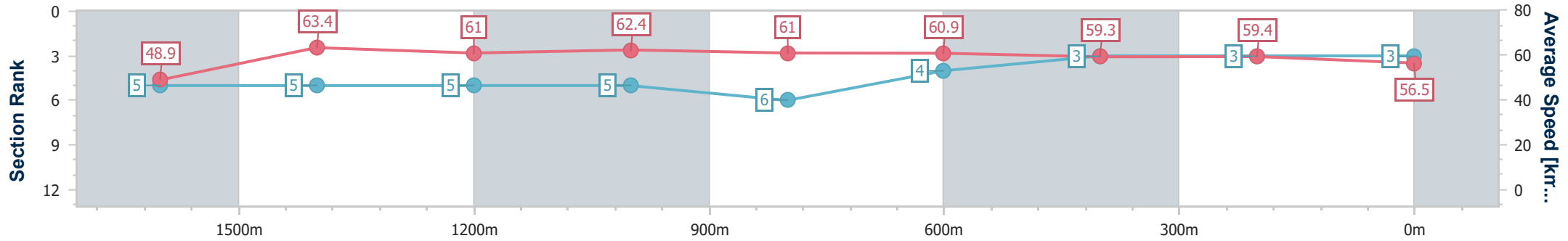
Mackay QLD Professional  
 Race 5: MM ELECTRICAL MACKAY NQ CLASSIC QTIS 3YO &  
 4YO BENCHMARK 65 Handicap - 1800m



28 September 2024 - 15:08

Track Rating: Good 4, Weather: Fine, Rail Position: +3m Entire

Section	Overall	1600m	1400m	1200m	1000m	800m	600m	400m	200m
Section Times	1:50.47 [3] (0:14.74)	1:35.73 [5] (0:11.52)	1:24.21 [5] (0:11.95)	1:12.26 [5] (0:11.62)	1:00.64 [5] (0:11.80)	0:48.84 [6] (0:11.83)	0:37.01 [4] (0:12.15)	0:24.86 [3] (0:12.10)	0:12.76 [3] (0:12.76)
Average Speed [km/h]	48.9	63.4	61.0	62.4	61.0	60.9	59.3	59.4	56.5
Top Speed [km/h]	65.7	65.7	61.6	62.9	61.8	62.0	59.9	60.1	60.2
Avg. Dist. to Rail [m]	7.2	2.4	2.3	1.9	1.0	0.7	0.5	1.6	4.2
Avg. Stride Freq. [Hz]	2.3	2.4	2.3	2.3	2.3	2.3	2.3	2.3	2.3
Avg. Stride Length [m]	5.9	7.3	7.3	7.5	7.5	7.4	7.2	7.2	6.9



- [ ] Ranking at each section and finish
- .-.- No data available at this section
- NA No data available



Horse/Jockey Name	Orca
Final Rank	4
Fastest Section Time (Section)	0:11.48 (1600m)
Top Speed [km/h] (Section)	64.5 (1600m)
Race State	Finished



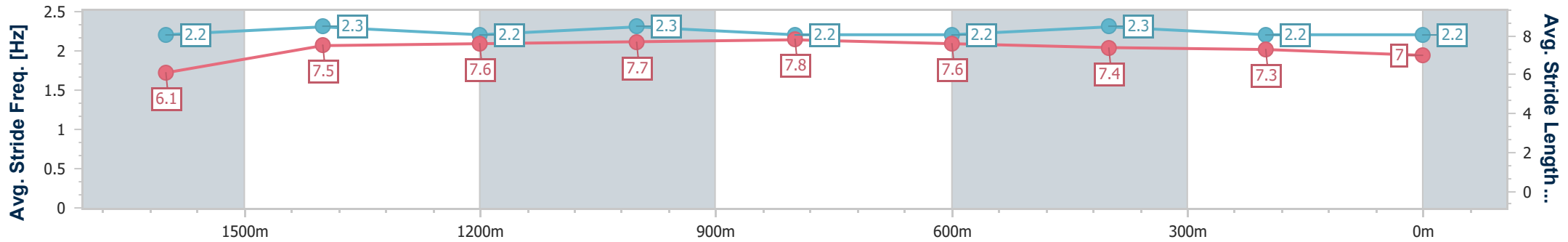
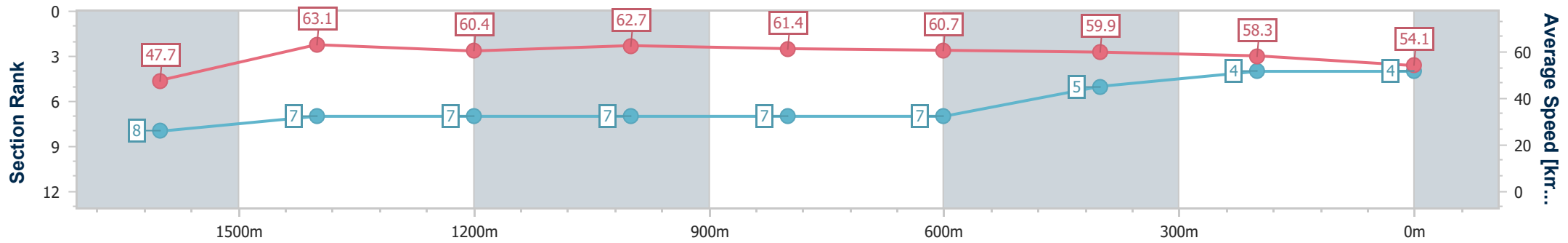
Mackay QLD Professional  
Race 5: MM ELECTRICAL MACKAY NQ CLASSIC QTIS 3YO & 4YO BENCHMARK 65 Handicap - 1800m



28 September 2024 - 15:08

Track Rating: Good 4, Weather: Fine, Rail Position: +3m Entire

Section	Overall	1600m	1400m	1200m	1000m	800m	600m	400m	200m
Section Times	1:51.49 [4] (0:15.14)	1:36.35 [8] (0:11.48)	1:24.87 [7] (0:12.05)	1:12.82 [7] (0:11.53)	1:01.29 [7] (0:11.71)	0:49.58 [7] (0:11.85)	0:37.73 [7] (0:12.08)	0:25.65 [5] (0:12.38)	0:13.27 [4] (0:13.27)
Average Speed [km/h]	47.7	63.1	60.4	62.7	61.4	60.7	59.9	58.3	54.1
Top Speed [km/h]	64.0	64.5	61.7	63.3	62.7	62.0	61.1	58.8	56.9
Avg. Dist. to Rail [m]	6.6	1.4	2.0	1.0	0.3	0.4	0.7	0.9	0.7
Avg. Stride Freq. [Hz]	2.2	2.3	2.2	2.3	2.2	2.2	2.3	2.2	2.2
Avg. Stride Length [m]	6.1	7.5	7.6	7.7	7.8	7.6	7.4	7.3	7.0



- [ ] Ranking at each section and finish
- .-.- No data available at this section
- NA No data available



Horse/Jockey Name	Mishani Opal
Final Rank	5
Fastest Section Time (Section)	0:11.57 (1200m)
Top Speed [km/h] (Section)	65.6 (Overall)
Race State	Finished



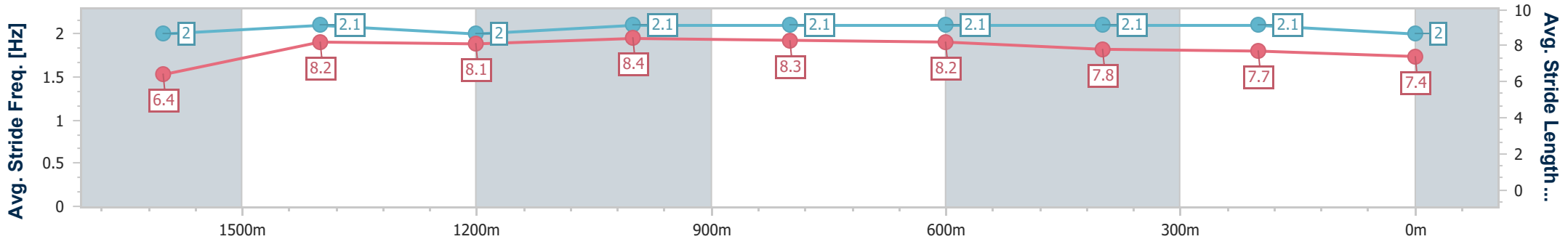
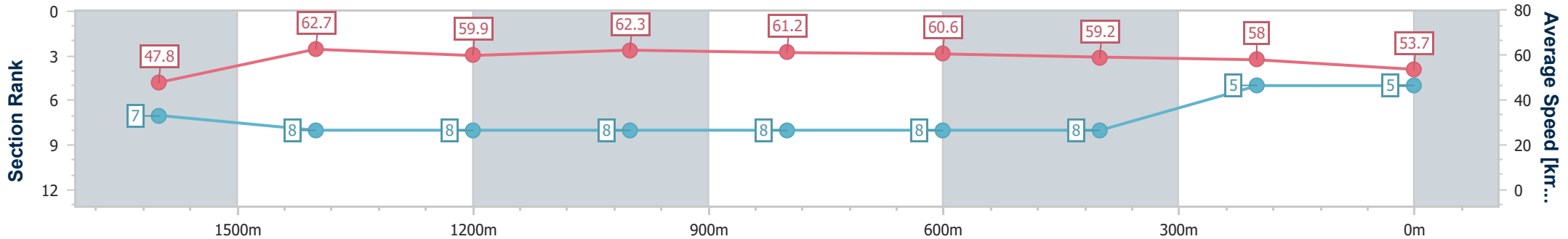
Mackay QLD Professional  
 Race 5: MM ELECTRICAL MACKAY NQ CLASSIC QTIS 3YO &  
 4YO BENCHMARK 65 Handicap - 1800m



28 September 2024 - 15:08

Track Rating: Good 4, Weather: Fine, Rail Position: +3m Entire

Section	Overall	1600m	1400m	1200m	1000m	800m	600m	400m	200m			
Section Times	1:51.98 [5] (0:15.07)	1:36.91 [7] (0:11.59)	1:25.32 [8] (0:12.11)	1:13.21 [8] (0:11.57)	1:01.64 [8] (0:11.77)	0:49.87 [8] (0:11.88)	0:37.99 [8] (0:12.13)	0:25.86 [8] (0:12.47)	0:13.39 [5] (0:13.39)			
Average Speed [km/h]	47.8	62.7	59.9	62.3	61.2	60.6	59.2	58.0	53.7			
Top Speed [km/h]	65.6	64.4	62.0	62.8	62.8	61.1	60.7	58.9	56.6			
Avg. Dist. to Rail [m]	4.7	1.0	1.5	1.2	0.5	0.5	0.9	3.2	4.0			
Avg. Stride Freq. [Hz]	2.0	2.1	2.0	2.1	2.1	2.1	2.1	2.1	2.0			
Avg. Stride Length [m]	6.4	8.2	8.1	8.4	8.3	8.2	7.8	7.7	7.4			



- [ ] Ranking at each section and finish
- .-.- No data available at this section
- NA No data available



Horse/Jockey Name	Madnus Lee
Final Rank	6
Fastest Section Time (Section)	0:11.56 (1200m)
Top Speed [km/h] (Section)	65.8 (Overall)
Race State	Finished



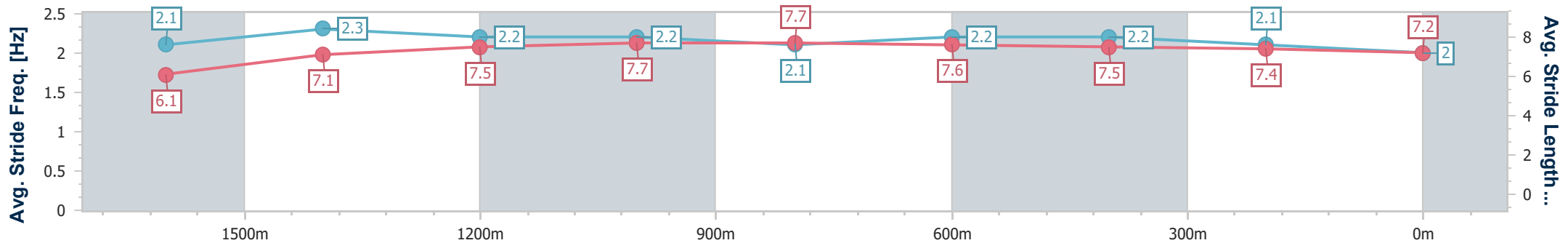
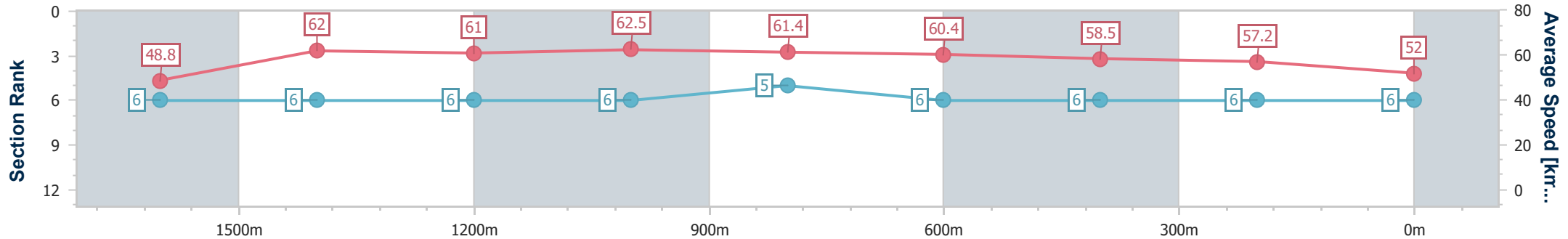
Mackay QLD Professional  
 Race 5: MM ELECTRICAL MACKAY NQ CLASSIC QTIS 3YO &  
 4YO BENCHMARK 65 Handicap - 1800m



28 September 2024 - 15:08

Track Rating: Good 4, Weather: Fine, Rail Position: +3m Entire

Section	Overall	1600m	1400m	1200m	1000m	800m	600m	400m	200m
Section Times	1:52.46 [6] (0:14.77)	1:37.69 [6] (0:11.61)	1:26.08 [6] (0:11.90)	1:14.18 [6] (0:11.56)	1:02.62 [6] (0:11.74)	0:50.88 [5] (0:12.03)	0:38.85 [6] (0:12.47)	0:26.38 [6] (0:12.56)	0:13.82 [6] (0:13.82)
Average Speed [km/h]	48.8	62.0	61.0	62.5	61.4	60.4	58.5	57.2	52.0
Top Speed [km/h]	65.8	65.8	62.2	63.4	62.3	61.4	60.3	58.1	56.4
Avg. Dist. to Rail [m]	4.3	0.7	0.9	0.7	0.7	2.6	1.8	0.5	1.1
Avg. Stride Freq. [Hz]	2.1	2.3	2.2	2.2	2.1	2.2	2.2	2.1	2.0
Avg. Stride Length [m]	6.1	7.1	7.5	7.7	7.7	7.6	7.5	7.4	7.2



- [ ] Ranking at each section and finish
- .-.- No data available at this section
- NA No data available





Horse/Jockey Name	Spin Doctor
Final Rank	7
Fastest Section Time (Section)	0:11.45 (1200m)
Top Speed [km/h] (Section)	67.5 (Overall)
Race State	Finished



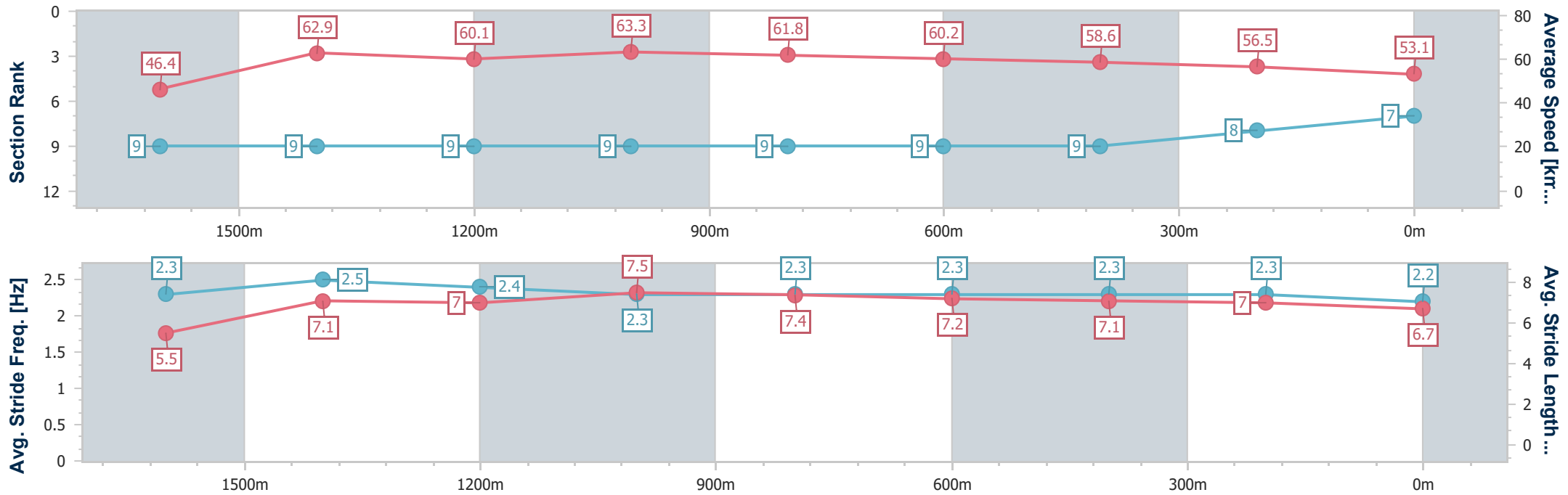
Mackay QLD Professional  
 Race 5: MM ELECTRICAL MACKAY NQ CLASSIC QTIS 3YO &  
 4YO BENCHMARK 65 Handicap - 1800m



28 September 2024 - 15:08

Track Rating: Good 4, Weather: Fine, Rail Position: +3m Entire

Section	Overall	1600m	1400m	1200m	1000m	800m	600m	400m	200m
Section Times	1:52.78 [7] (0:15.51)	1:37.27 [9] (0:11.49)	1:25.78 [9] (0:12.07)	1:13.71 [9] (0:11.45)	1:02.26 [9] (0:11.65)	0:50.61 [9] (0:11.95)	0:38.66 [9] (0:12.32)	0:26.34 [9] (0:12.76)	0:13.58 [8] (0:13.58)
Average Speed [km/h]	46.4	62.9	60.1	63.3	61.8	60.2	58.6	56.5	53.1
Top Speed [km/h]	67.5	64.7	62.2	63.7	63.0	61.1	60.2	57.6	56.1
Avg. Dist. to Rail [m]	4.4	0.7	1.5	1.1	0.4	0.4	1.1	2.5	3.9
Avg. Stride Freq. [Hz]	2.3	2.5	2.4	2.3	2.3	2.3	2.3	2.3	2.2
Avg. Stride Length [m]	5.5	7.1	7.0	7.5	7.4	7.2	7.1	7.0	6.7



- [ ] Ranking at each section and finish
- .-.- No data available at this section
- NA No data available



Horse/Jockey Name	Silverado Miss
Final Rank	8
Fastest Section Time (Section)	0:11.58 (1600m)
Top Speed [km/h] (Section)	64.7 (Overall)
Race State	Finished



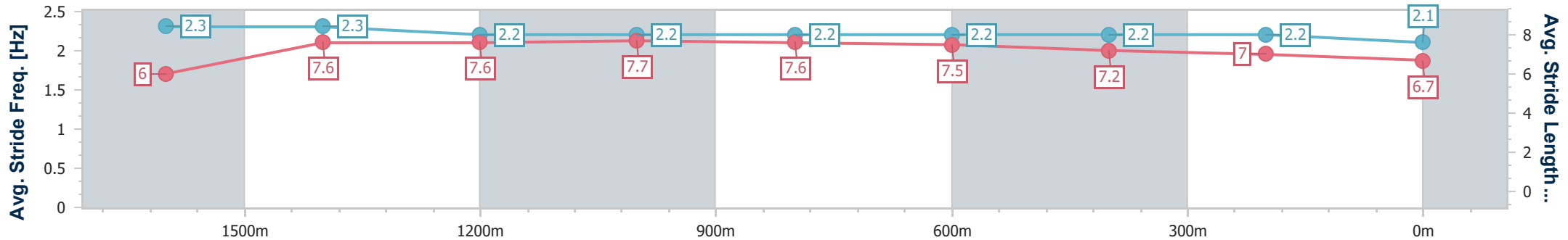
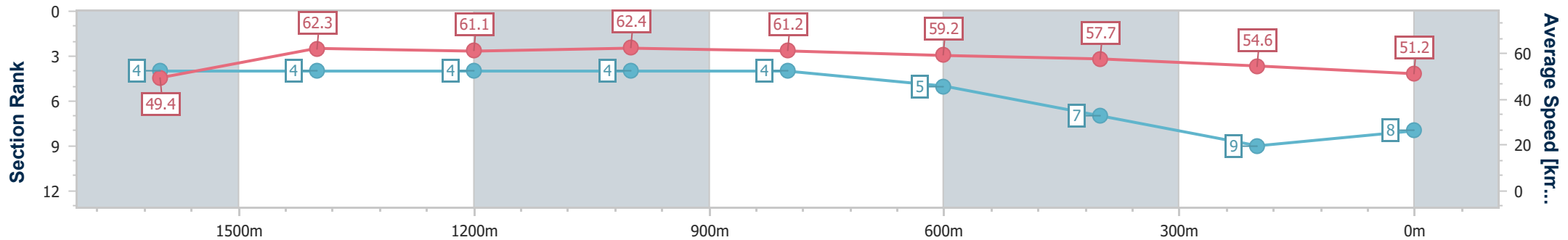
Mackay QLD Professional  
 Race 5: MM ELECTRICAL MACKAY NQ CLASSIC QTIS 3YO &  
 4YO BENCHMARK 65 Handicap - 1800m



28 September 2024 - 15:08

Track Rating: Good 4, Weather: Fine, Rail Position: +3m Entire

Section	Overall	1600m	1400m	1200m	1000m	800m	600m	400m	200m
Section Times	1:53.35 [8] (0:14.57)	1:38.78 [4] (0:11.58)	1:27.20 [4] (0:11.89)	1:15.31 [4] (0:11.58)	1:03.73 [4] (0:11.80)	0:51.93 [4] (0:12.15)	0:39.78 [5] (0:12.51)	0:27.27 [7] (0:13.19)	0:14.08 [9] (0:14.08)
Average Speed [km/h]	49.4	62.3	61.1	62.4	61.2	59.2	57.7	54.6	51.2
Top Speed [km/h]	64.7	64.6	62.5	63.4	62.3	60.7	58.5	56.1	54.2
Avg. Dist. to Rail [m]	2.0	0.4	1.4	1.5	1.0	0.7	0.7	1.8	3.6
Avg. Stride Freq. [Hz]	2.3	2.3	2.2	2.2	2.2	2.2	2.2	2.2	2.1
Avg. Stride Length [m]	6.0	7.6	7.6	7.7	7.6	7.5	7.2	7.0	6.7



- [ ] Ranking at each section and finish
- .-.- No data available at this section
- NA No data available



Horse/Jockey Name	Mishani Aviator
Final Rank	9
Fastest Section Time (Section)	0:11.51 (1600m)
Top Speed [km/h] (Section)	65.8 (1600m)
Race State	Finished



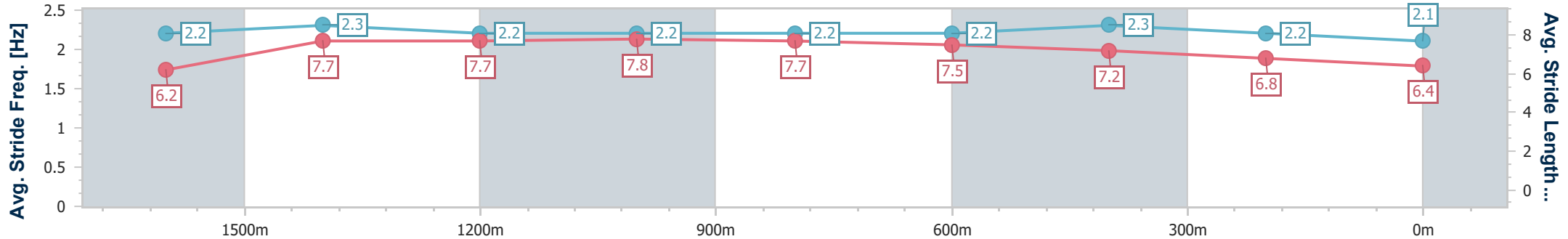
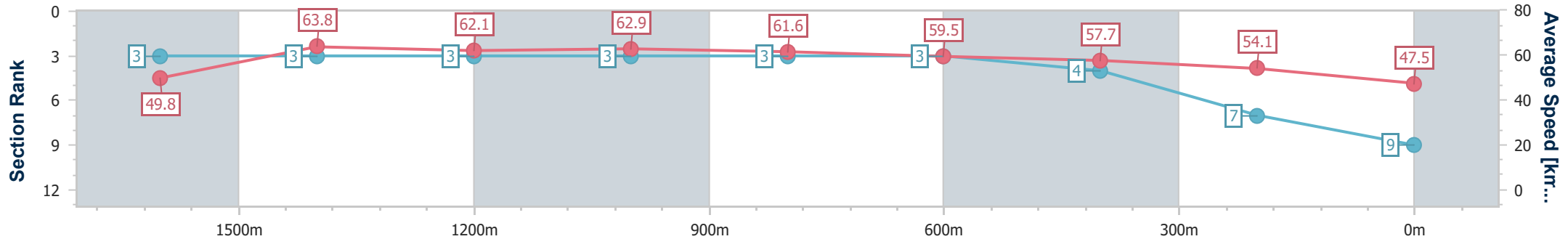
Mackay QLD Professional  
 Race 5: MM ELECTRICAL MACKAY NQ CLASSIC QTIS 3YO &  
 4YO BENCHMARK 65 Handicap - 1800m



28 September 2024 - 15:08

Track Rating: Good 4, Weather: Fine, Rail Position: +3m Entire

Section	Overall	1600m	1400m	1200m	1000m	800m	600m	400m	200m
Section Times	1:54.22 [9] (0:14.48)	1:39.74 [3] (0:11.51)	1:28.23 [3] (0:11.77)	1:16.46 [3] (0:11.51)	1:04.95 [3] (0:11.75)	0:53.20 [3] (0:12.17)	0:41.03 [3] (0:12.55)	0:28.48 [4] (0:13.32)	0:15.16 [7] (0:15.16)
Average Speed [km/h]	49.8	63.8	62.1	62.9	61.6	59.5	57.7	54.1	47.5
Top Speed [km/h]	65.6	65.8	62.9	63.2	62.7	60.2	59.0	56.0	52.5
Avg. Dist. to Rail [m]	6.0	3.1	2.4	3.2	1.7	1.2	0.9	1.0	1.3
Avg. Stride Freq. [Hz]	2.2	2.3	2.2	2.2	2.2	2.2	2.3	2.2	2.1
Avg. Stride Length [m]	6.2	7.7	7.7	7.8	7.7	7.5	7.2	6.8	6.4



- [ ] Ranking at each section and finish
- .-.- No data available at this section
- NA No data available