



Mackay QLD Professional

Race 4: Apec Cables BENCHMARK 60 Handicap - 1100m

28 September 2024 - 14:35



MACKAY TURF CLUB
Ooralea Racecourse

Track Rating: Good 4, Weather: Fine, Rail Position: +3m Entire

Section		Field Times											Last 600m					
		Overall	1000m	800m	600m	400m	200m						0:33.97					
		1:04.06 (0:08.27)	0:55.79 (0:10.86)	0:44.93 (0:10.96)	0:33.97 (0:11.07)	0:22.90 (0:11.05)	0:11.85 (0:11.85)											
Rank	TAB	Horse/Jockey	Barrier	Top Speed [km/h]	Fastest Section												Margin	Distance Travelled [m]
1	6	HUMOUR ME Ryan Wiggins	6	67.8 1000m	0:08.32 Overall	1:04.06 [1] (0:08.32)	0:55.74 [2] (0:10.91)	0:44.83 [3] (0:10.96)	0:33.87 [3] (0:10.99)	0:22.88 [2] (0:11.03)	0:11.85 [1] (0:11.85)	1:04.06	0:33.87					
2	10	LAMENTUM Olivia Kendal	8	67.9 800m	0:08.34 Overall	1:04.38 [2] (0:08.34)	0:56.04 [3] (0:11.19)	0:44.85 [5] (0:10.93)	0:33.92 [5] (0:10.92)	0:23.00 [4] (0:11.04)	0:11.96 [4] (0:11.96)	1.87L	0:33.92	-2				
3	4	SUPER FAST Carl Spry	2	67.7 800m	0:08.55 Overall	1:04.53 [3] (0:08.55)	0:55.98 [5] (0:10.94)	0:45.04 [4] (0:10.92)	0:34.12 [4] (0:11.06)	0:23.06 [5] (0:10.94)	0:12.12 [3] (0:12.12)	2.75L	0:34.12	+2				
4	7	TERMINUS Justin Huxtable	11	68.8 1000m	0:08.45 Overall	1:04.59 [4] (0:08.45)	0:56.14 [4] (0:10.68)	0:45.46 [1] (0:10.98)	0:34.48 [2] (0:11.05)	0:23.43 [1] (0:11.15)	0:12.28 [2] (0:12.28)	3.09L	0:34.48	-3				
5	5	FLYING SHAMUS Jackson Murphy	4	66.6 1000m	0:08.27 Overall	1:04.85 [5] (0:08.27)	0:56.58 [1] (0:10.87)	0:45.71 [2] (0:10.95)	0:34.76 [1] (0:11.28)	0:23.48 [3] (0:11.23)	0:12.25 [5] (0:12.25)	4.65L	0:34.76	-5				
6	11	TSUNAMI FORCE Erin Molloy	10	67.6 800m	0:08.61 Overall	1:04.91 [6] (0:08.61)	0:56.30 [6] (0:11.06)	0:45.24 [6] (0:10.80)	0:34.44 [6] (0:11.15)	0:23.29 [6] (0:11.35)	0:11.94 [6] (0:11.94)	5L	0:34.44	+5				
7	3	RELEASE LE MISSILE Ashley Butler	3	67.3 800m	0:08.98 Overall	1:05.13 [7] (0:08.98)	0:56.15 [9] (0:10.98)	0:45.17 [8] (0:10.82)	0:34.35 [7] (0:11.19)	0:23.16 [7] (0:11.33)	0:11.83 [7] (0:11.83)	6.32L	0:34.35	-2				
8	12	SHEEZALITTLETORQUE Leah Martyn	9	66.6 1000m	0:08.94 Overall	1:05.82 [8] (0:08.94)	0:56.88 [8] (0:11.17)	0:45.71 [9] (0:11.20)	0:34.51 [9] (0:11.19)	0:23.32 [9] (0:11.21)	0:12.11 [9] (0:12.11)	10.34L	0:34.51	-3				
9	8	ACOUSTIX Adam Sewell	1	66.7 1000m	0:08.71 Overall	1:06.21 [9] (0:08.71)	0:57.50 [7] (0:11.09)	0:46.41 [7] (0:11.06)	0:35.35 [8] (0:11.33)	0:24.02 [8] (0:11.38)	0:12.64 [8] (0:12.64)	12.65L	0:35.35	-2				

Scratched: Early Fusion (#1), Toto (#2), Lenny Rocket (#9)

[] Ranking at each section and finish
-:--:-- No data available at this section
NA No data available

SCN Saddle cloth number
DNF Did not finish
DNT Did not track



Horse/Jockey Name	Humour Me
Final Rank	1
Fastest Section Time (Section)	0:08.32 (Overall)
Top Speed [km/h] (Section)	67.8 (1000m)
Race State	Finished



Mackay QLD Professional

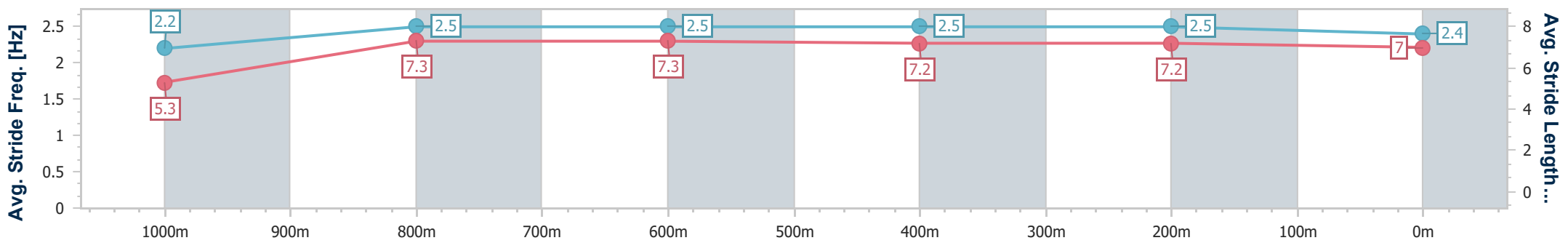
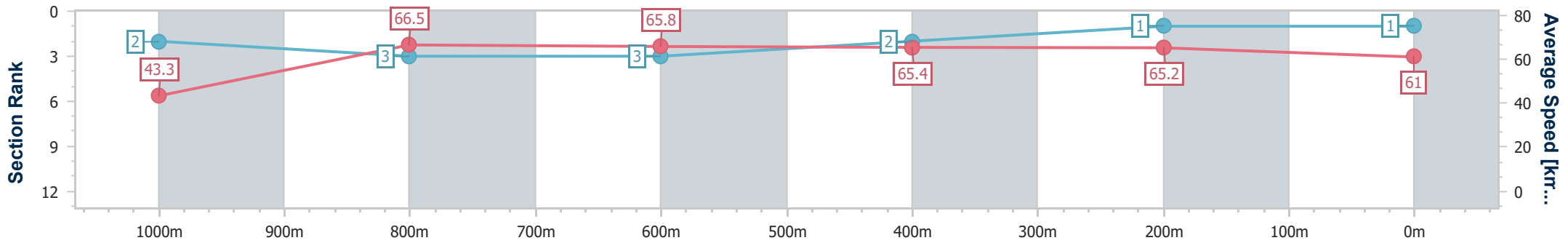
Race 4: Apec Cables BENCHMARK 60 Handicap - 1100m

28 September 2024 - 14:35

Track Rating: Good 4, Weather: Fine, Rail Position: +3m Entire



Section	Overall	1000m	800m	600m	400m	200m
Section Times	1:04.06 [1] (0:08.32)	0:55.74 [2] (0:10.91)	0:44.83 [3] (0:10.96)	0:33.87 [3] (0:10.99)	0:22.88 [2] (0:11.03)	0:11.85 [1] (0:11.85)
Average Speed [km/h]	43.3	66.5	65.8	65.4	65.2	61.0
Top Speed [km/h]	64.3	67.8	67.0	66.7	66.3	64.2
Avg. Dist. to Rail [m]	5.3	2.0	1.7	0.8	0.9	1.7
Avg. Stride Freq. [Hz]	2.2	2.5	2.5	2.5	2.5	2.4
Avg. Stride Length [m]	5.3	7.3	7.3	7.2	7.2	7.0



- [] Ranking at each section and finish
- .-.- No data available at this section
- NA No data available



Horse/Jockey Name	Lamentum
Final Rank	2
Fastest Section Time (Section)	0:08.34 (Overall)
Top Speed [km/h] (Section)	67.9 (800m)
Race State	Finished



Mackay QLD Professional

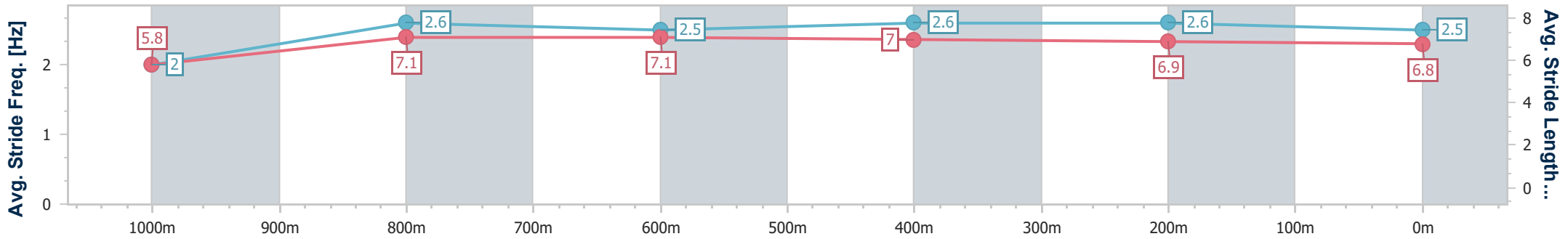
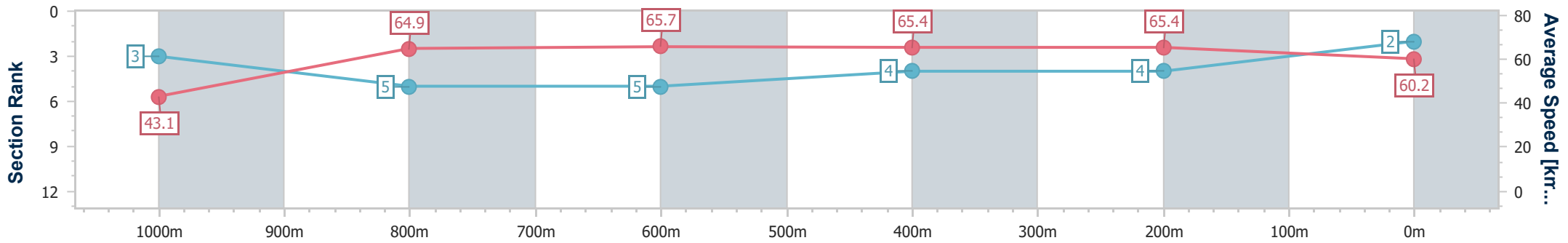
Race 4: Apec Cables BENCHMARK 60 Handicap - 1100m

28 September 2024 - 14:35

Track Rating: Good 4, Weather: Fine, Rail Position: +3m Entire



Section	Overall	1000m	800m	600m	400m	200m
Section Times	1:04.38 [2] (0:08.34)	0:56.04 [3] (0:11.19)	0:44.85 [5] (0:10.93)	0:33.92 [5] (0:10.92)	0:23.00 [4] (0:11.04)	0:11.96 [4]
Average Speed [km/h]	43.1	64.9	65.7	65.4	65.4	60.2
Top Speed [km/h]	64.6	66.5	67.9	66.7	66.0	64.2
Avg. Dist. to Rail [m]	5.4	2.2	0.6	0.7	2.1	3.4
Avg. Stride Freq. [Hz]	2.0	2.6	2.5	2.6	2.6	2.5
Avg. Stride Length [m]	5.8	7.1	7.1	7.0	6.9	6.8



- [] Ranking at each section and finish
- .-.- No data available at this section
- NA No data available



Horse/Jockey Name	Super Fast
Final Rank	3
Fastest Section Time (Section)	0:08.55 (Overall)
Top Speed [km/h] (Section)	67.7 (800m)
Race State	Finished



Mackay QLD Professional

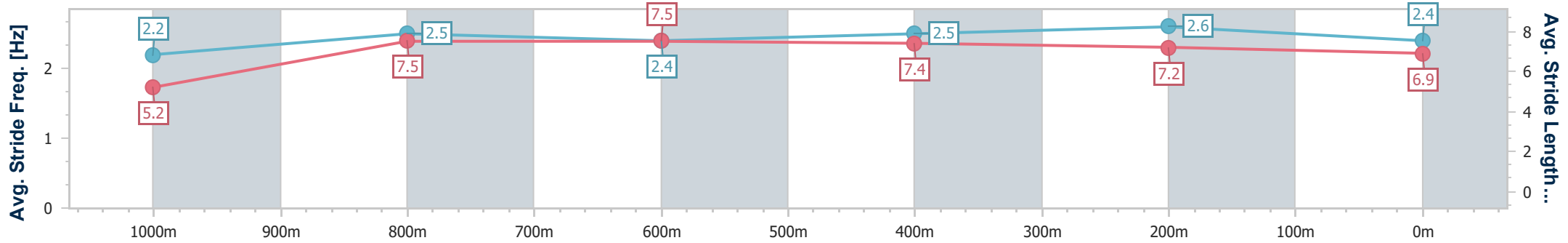
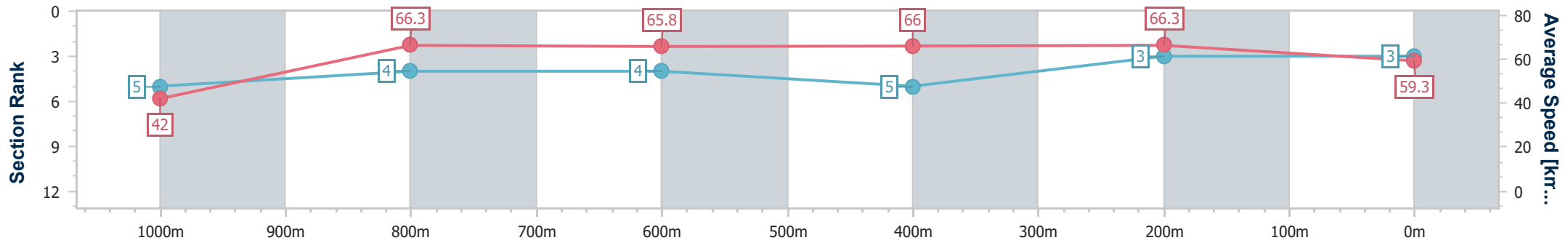
Race 4: Apec Cables BENCHMARK 60 Handicap - 1100m

28 September 2024 - 14:35

Track Rating: Good 4, Weather: Fine, Rail Position: +3m Entire



Section	Overall	1000m	800m	600m	400m	200m
Section Times	1:04.53 [3] (0:08.55)	0:55.98 [5] (0:10.94)	0:45.04 [4] (0:10.92)	0:34.12 [4] (0:11.06)	0:23.06 [5] (0:10.94)	0:12.12 [3] (0:12.12)
Average Speed [km/h]	42.0	66.3	65.8	66.0	66.3	59.3
Top Speed [km/h]	62.6	67.0	67.7	67.5	66.8	65.2
Avg. Dist. to Rail [m]	2.1	1.2	0.4	1.8	3.4	3.3
Avg. Stride Freq. [Hz]	2.2	2.5	2.4	2.5	2.6	2.4
Avg. Stride Length [m]	5.2	7.5	7.5	7.4	7.2	6.9



- [] Ranking at each section and finish
- .-.- No data available at this section
- NA No data available



Horse/Jockey Name	Terminus
Final Rank	4
Fastest Section Time (Section)	0:08.45 (Overall)
Top Speed [km/h] (Section)	68.8 (1000m)
Race State	Finished



Mackay QLD Professional

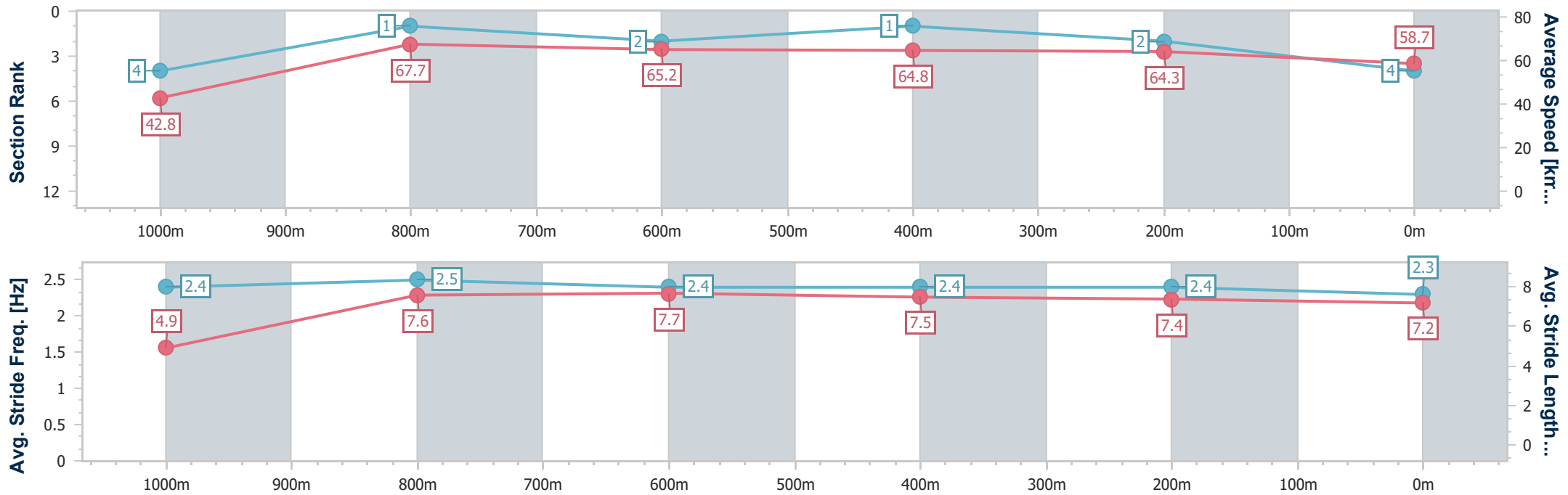
Race 4: Apec Cables BENCHMARK 60 Handicap - 1100m

28 September 2024 - 14:35

Track Rating: Good 4, Weather: Fine, Rail Position: +3m Entire



Section	Overall	1000m	800m	600m	400m	200m
Section Times	1:04.59 [4] (0:08.45)	0:56.14 [4] (0:10.68)	0:45.46 [1] (0:10.98)	0:34.48 [2] (0:11.05)	0:23.43 [1] (0:11.15)	0:12.28 [2] (0:12.28)
Average Speed [km/h]	42.8	67.7	65.2	64.8	64.3	58.7
Top Speed [km/h]	67.5	68.8	66.7	66.3	66.3	62.9
Avg. Dist. to Rail [m]	8.1	1.6	0.7	0.9	1.0	0.6
Avg. Stride Freq. [Hz]	2.4	2.5	2.4	2.4	2.4	2.3
Avg. Stride Length [m]	4.9	7.6	7.7	7.5	7.4	7.2



- [] Ranking at each section and finish
- .-.- No data available at this section
- NA No data available



Horse/Jockey Name	Flying Shamus
Final Rank	5
Fastest Section Time (Section)	0:08.27 (Overall)
Top Speed [km/h] (Section)	66.6 (1000m)
Race State	Finished



Mackay QLD Professional

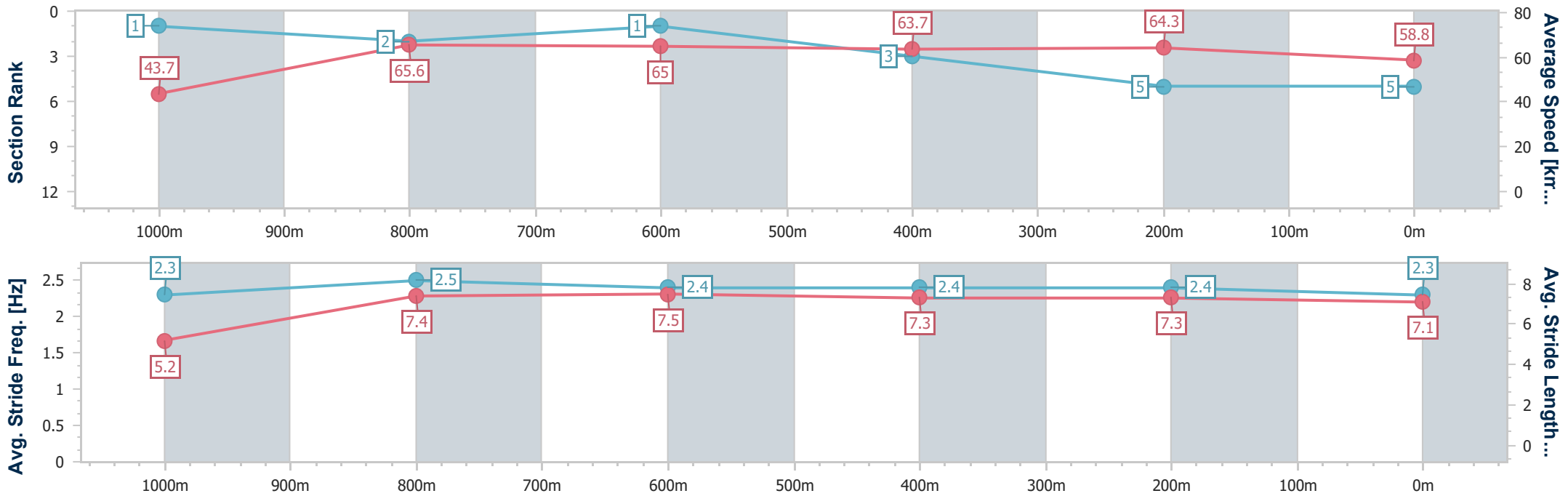
Race 4: Apec Cables BENCHMARK 60 Handicap - 1100m

28 September 2024 - 14:35

Track Rating: Good 4, Weather: Fine, Rail Position: +3m Entire



Section	Overall	1000m	800m	600m	400m	200m
Section Times	1:04.85 [5] (0:08.27)	0:56.58 [1] (0:10.87)	0:45.71 [2] (0:10.95)	0:34.76 [1] (0:11.28)	0:23.48 [3] (0:11.23)	0:12.25 [5] (0:12.25)
Average Speed [km/h]	43.7	65.6	65.0	63.7	64.3	58.8
Top Speed [km/h]	63.2	66.6	66.2	65.0	65.7	63.0
Avg. Dist. to Rail [m]	1.3	1.9	2.8	0.8	0.7	2.1
Avg. Stride Freq. [Hz]	2.3	2.5	2.4	2.4	2.4	2.3
Avg. Stride Length [m]	5.2	7.4	7.5	7.3	7.3	7.1



- [] Ranking at each section and finish
- .-.- No data available at this section
- NA No data available



Horse/Jockey Name	Tsunami Force
Final Rank	6
Fastest Section Time (Section)	0:08.61 (Overall)
Top Speed [km/h] (Section)	67.6 (800m)
Race State	Finished



Mackay QLD Professional

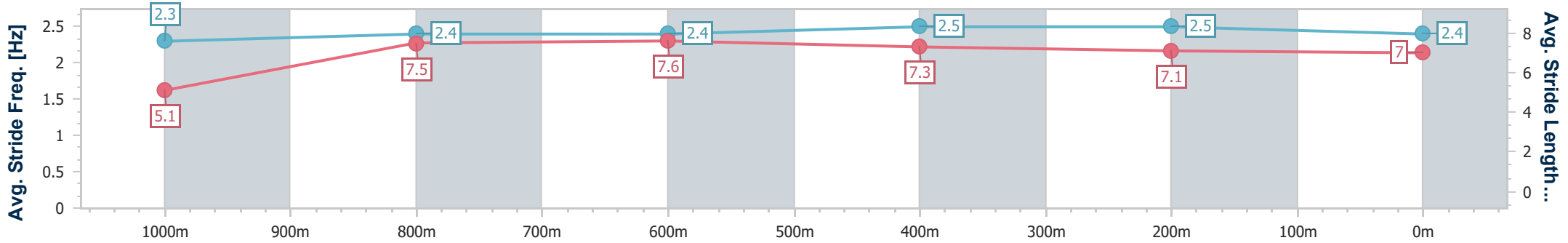
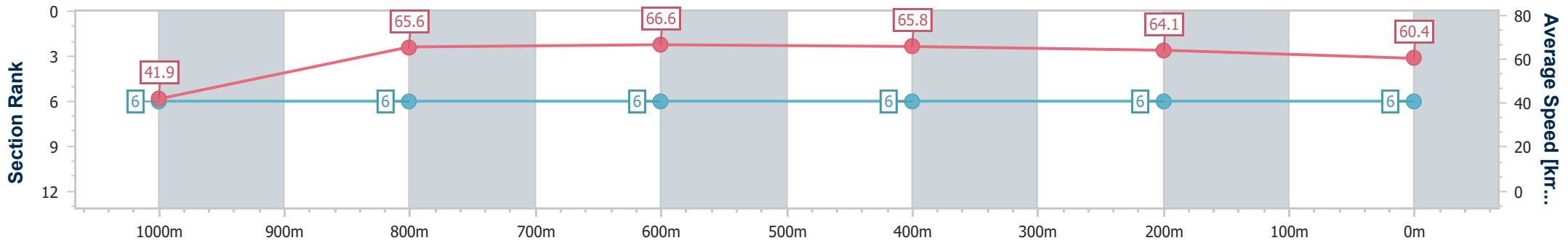
Race 4: Apec Cables BENCHMARK 60 Handicap - 1100m

28 September 2024 - 14:35

Track Rating: Good 4, Weather: Fine, Rail Position: +3m Entire



Section	Overall	1000m	800m	600m	400m	200m
Section Times	1:04.91 [6] (0:08.61)	0:56.30 [6] (0:11.06)	0:45.24 [6] (0:10.80)	0:34.44 [6] (0:11.15)	0:23.29 [6] (0:11.35)	0:11.94 [6] (0:11.94)
Average Speed [km/h]	41.9	65.6	66.6	65.8	64.1	60.4
Top Speed [km/h]	62.5	66.7	67.6	66.6	65.0	64.0
Avg. Dist. to Rail [m]	7.0	1.7	0.5	2.9	5.6	5.3
Avg. Stride Freq. [Hz]	2.3	2.4	2.4	2.5	2.5	2.4
Avg. Stride Length [m]	5.1	7.5	7.6	7.3	7.1	7.0



- [] Ranking at each section and finish
- .-.- No data available at this section
- NA No data available



Horse/Jockey Name	Release Le Missile
Final Rank	7
Fastest Section Time (Section)	0:08.98 (Overall)
Top Speed [km/h] (Section)	67.3 (800m)
Race State	Finished



Mackay QLD Professional

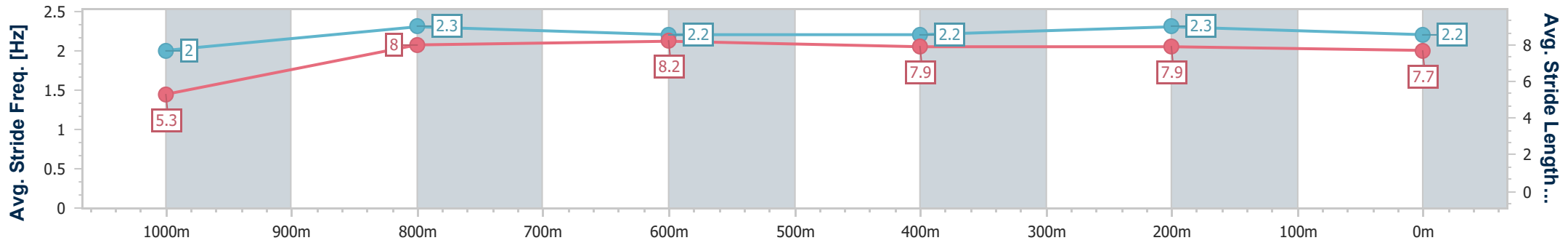
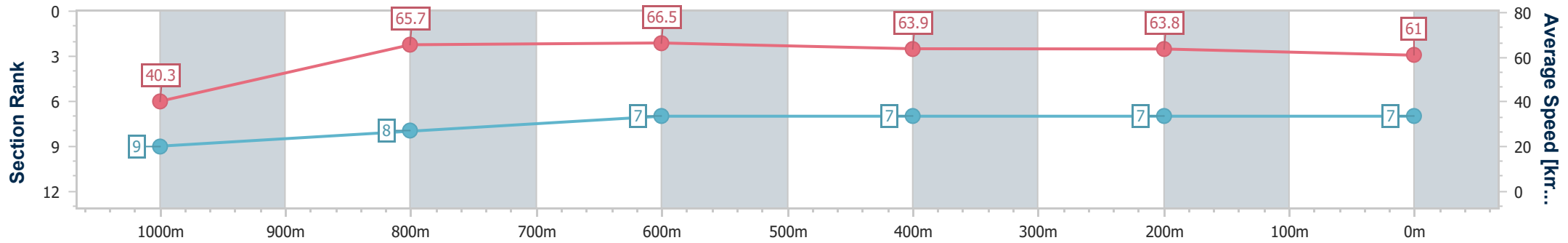
Race 4: Apec Cables BENCHMARK 60 Handicap - 1100m

28 September 2024 - 14:35

Track Rating: Good 4, Weather: Fine, Rail Position: +3m Entire



Section	Overall	1000m	800m	600m	400m	200m
Section Times	1:05.13 [7] (0:08.98)	0:56.15 [9] (0:10.98)	0:45.17 [8] (0:10.82)	0:34.35 [7] (0:11.19)	0:23.16 [7] (0:11.33)	0:11.83 [7] (0:11.83)
Average Speed [km/h]	40.3	65.7	66.5	63.9	63.8	61.0
Top Speed [km/h]	62.6	67.0	67.3	65.5	64.7	63.9
Avg. Dist. to Rail [m]	2.4	1.1	0.5	0.6	2.2	3.4
Avg. Stride Freq. [Hz]	2.0	2.3	2.2	2.2	2.3	2.2
Avg. Stride Length [m]	5.3	8.0	8.2	7.9	7.9	7.7



- [] Ranking at each section and finish
- .-.- No data available at this section
- NA No data available



Horse/Jockey Name	Sheezalittletorque
Final Rank	8
Fastest Section Time (Section)	0:08.94 (Overall)
Top Speed [km/h] (Section)	66.6 (1000m)
Race State	Finished



Mackay QLD Professional

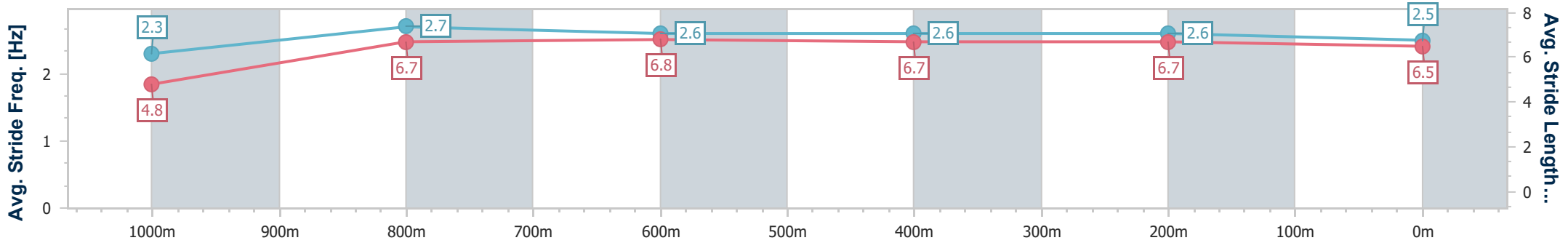
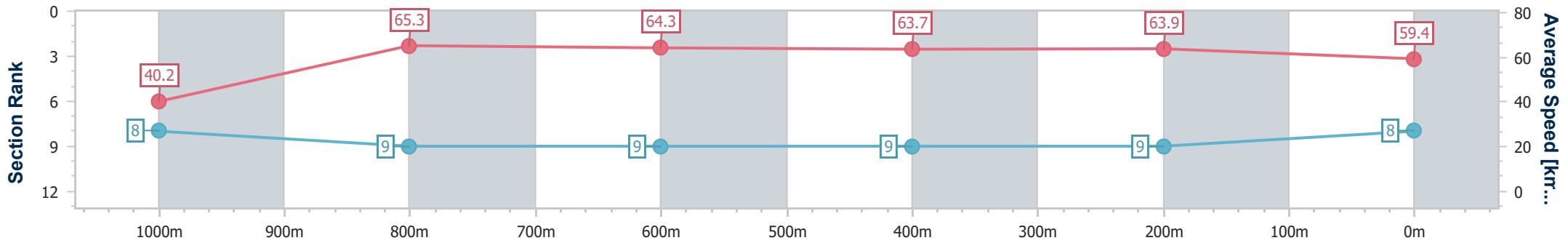
Race 4: Apec Cables BENCHMARK 60 Handicap - 1100m

28 September 2024 - 14:35

Track Rating: Good 4, Weather: Fine, Rail Position: +3m Entire



Section	Overall	1000m	800m	600m	400m	200m
Section Times	1:05.82 [8] (0:08.94)	0:56.88 [8] (0:11.17)	0:45.71 [9] (0:11.20)	0:34.51 [9] (0:11.19)	0:23.32 [9] (0:11.21)	0:12.11 [9]
Average Speed [km/h]	40.2	65.3	64.3	63.7	63.9	59.4
Top Speed [km/h]	63.0	66.6	64.9	64.7	65.2	63.5
Avg. Dist. to Rail [m]	7.2	3.6	1.1	1.3	1.8	2.4
Avg. Stride Freq. [Hz]	2.3	2.7	2.6	2.6	2.6	2.5
Avg. Stride Length [m]	4.8	6.7	6.8	6.7	6.7	6.5



- [] Ranking at each section and finish
- .-.- No data available at this section
- NA No data available



Horse/Jockey Name	Acoustix
Final Rank	9
Fastest Section Time (Section)	0:08.71 (Overall)
Top Speed [km/h] (Section)	66.7 (1000m)
Race State	Finished



Mackay QLD Professional

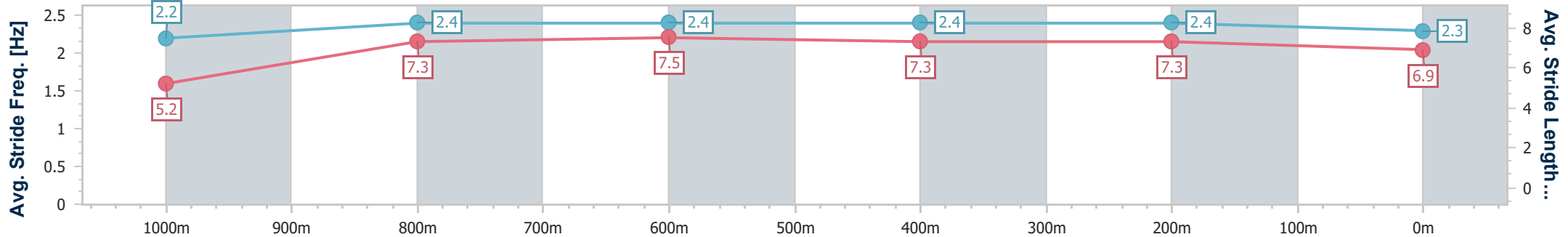
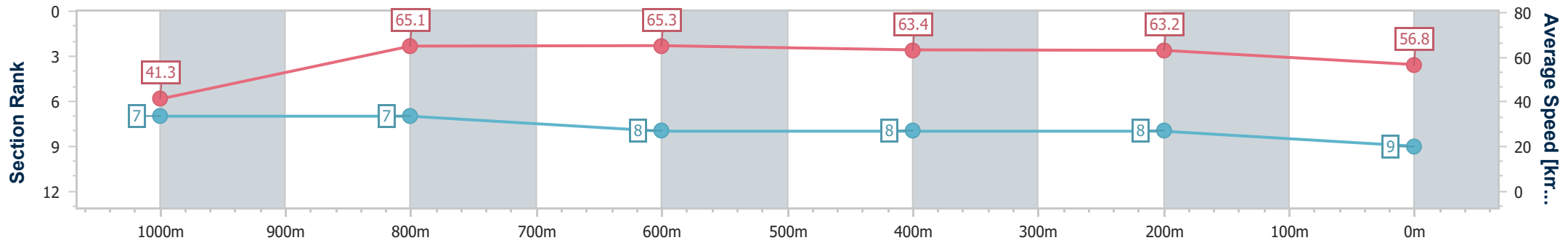
Race 4: Apec Cables BENCHMARK 60 Handicap - 1100m

28 September 2024 - 14:35

Track Rating: Good 4, Weather: Fine, Rail Position: +3m Entire



Section	Overall	1000m	800m	600m	400m	200m
Section Times	1:06.21 [9] (0:08.71)	0:57.50 [7] (0:11.09)	0:46.41 [7] (0:11.06)	0:35.35 [8] (0:11.33)	0:24.02 [8] (0:11.38)	0:12.64 [8] (0:12.64)
Average Speed [km/h]	41.3	65.1	65.3	63.4	63.2	56.8
Top Speed [km/h]	60.5	66.7	66.4	64.6	64.2	62.3
Avg. Dist. to Rail [m]	1.8	1.0	0.6	0.2	0.6	0.7
Avg. Stride Freq. [Hz]	2.2	2.4	2.4	2.4	2.4	2.3
Avg. Stride Length [m]	5.2	7.3	7.5	7.3	7.3	6.9



- [] Ranking at each section and finish
- .-.- No data available at this section
- NA No data available