



Mackay QLD Professional

Race 1: Ladbrokes Racing Club BENCHMARK 60 Handicap - 1560m

28 September 2024 - 12:41



MACKAY TURF CLUB
Ooralea Racecourse

Track Rating: Good 4, Weather: Fine, Rail Position: +3m Entire

Section														
Field Times	Overall	1400m	1200m	1000m	800m	600m	400m	Last 600m						
	1:35.68 (0:12.02)	1:23.66 (0:11.64)	1:12.02 (0:12.05)	0:59.97 (0:12.30)	0:47.67 (0:12.26)	0:35.41 (0:11.88)	0:23.53 (0:11.46)	0:35.41						
Rank	TAB	Horse/Jockey	Barrier	Top Speed [km/h]	Fastest Section									Distance Travelled [m]
1	7	PRIVATE CHEETAH Justin Huxtable	8	63.8 400m	0:11.42 400m	1:35.68 [1] (0:12.32)	1:23.36 [4] (0:11.82)	1:11.54 [3] (0:11.95)	0:59.59 [3] (0:12.00)	0:47.59 [2] (0:12.26)	0:35.33 [2] (0:11.90)	0:23.43 [2] (0:11.42)	0:35.33	
2	2	DIASONIC Adam Sewell	6	65.0 400m	0:11.46 400m	1:35.69 [2] (0:12.02)	1:23.67 [1] (0:11.64)	1:12.03 [1] (0:12.05)	0:59.98 [1] (0:12.30)	0:47.68 [1] (0:12.26)	0:35.42 [1] (0:11.88)	0:23.54 [1] (0:11.46)	0:35.42	-7
3	6	TYCOON BABY Erin Molloy	2	64.8 400m	0:11.51 400m	1:35.87 [3] (0:12.11)	1:23.76 [2] (0:11.82)	1:11.94 [2] (0:12.08)	0:59.86 [2] (0:12.16)	0:47.70 [3] (0:12.40)	0:35.30 [3] (0:11.86)	0:23.44 [4] (0:11.51)	0:35.30	-4
4	10	GIGI FILLE Chris Whiteley	9	65.7 600m	0:11.34 400m	1:35.93 [4] (0:12.55)	1:23.38 [5] (0:11.87)	1:11.51 [5] (0:11.91)	0:59.60 [4] (0:12.03)	0:47.57 [4] (0:12.31)	0:35.26 [4] (0:11.73)	0:23.53 [3] (0:11.34)	0:35.26	+1
5	4	THREE WISE MEN McKenzie Apel	1	65.3 400m	0:11.39 400m	1:35.97 [5] (0:12.30)	1:23.67 [3] (0:11.95)	1:11.72 [4] (0:12.13)	0:59.59 [5] (0:12.03)	0:47.56 [5] (0:12.47)	0:35.09 [5] (0:11.84)	0:23.25 [5] (0:11.39)	0:35.09	-6
6	3	DEEL WITH ME Jackson Murphy	5	65.2 200m	0:11.36 400m	1:36.08 [6] (0:12.57)	1:23.51 [6] (0:11.93)	1:11.58 [6] (0:12.02)	0:59.56 [6] (0:12.07)	0:47.49 [6] (0:12.46)	0:35.03 [6] (0:12.01)	0:23.02 [7] (0:11.36)	0:35.03	-2
7	5	KELLERS SHELTER Adrian Layt	4	65.0 400m	0:11.32 400m	1:36.13 [7] (0:12.90)	1:23.23 [9] (0:11.94)	1:11.29 [8] (0:12.04)	0:59.25 [8] (0:12.05)	0:47.20 [8] (0:12.30)	0:34.90 [8] (0:11.82)	0:23.08 [6] (0:11.32)	0:34.90	-3
8	9	VIVACIOUS AWARD Leah Martyn	3	65.7 400m	0:11.31 400m	1:36.14 [8] (0:12.85)	1:23.29 [8] (0:12.00)	1:11.29 [9] (0:12.09)	0:59.20 [9] (0:12.11)	0:47.09 [9] (0:12.33)	0:34.76 [10] (0:11.91)	0:22.85 [10] (0:11.31)	0:34.76	+7
9	1	BLUE RAY Ashley Butler	7	64.7 400m	0:11.32 400m	1:36.21 [9] (0:12.96)	1:23.25 [10] (0:12.12)	1:11.13 [10] (0:12.05)	0:59.08 [10] (0:12.05)	0:47.03 [10] (0:12.15)	0:34.88 [9] (0:11.83)	0:23.05 [9] (0:11.32)	0:34.88	+0
10	8	BROMES Olivia Kendal	10	63.8 400m	0:11.56 400m	1:37.34 [10] (0:12.57)	1:24.77 [7] (0:12.07)	1:12.70 [7] (0:12.05)	1:00.65 [7] (0:12.11)	0:48.54 [7] (0:12.38)	0:36.16 [7] (0:11.95)	0:24.21 [8] (0:11.56)	0:36.16	+5

Scratched: Divine Hunter (#11), Bold Zip (#12)

[] Ranking at each section and finish
 -:-:- No data available at this section
 NA No data available

SCN Saddle cloth number
 DNF Did not finish
 DNT Did not track



Mackay QLD Professional

Race 1: Ladbrokes Racing Club BENCHMARK 60 Handicap - 1560m

28 September 2024 - 12:41



MACKAY TURF CLUB
Ooralea Racecourse

Track Rating: Good 4, Weather: Fine, Rail Position: +3m Entire

Section							200m			Last 600m
Field Times							0:12.07			0:35.41
Rank	TAB	Horse/Jockey	Barrier	Top Speed [km/h]	Fastest Section	Margin				Distance Travelled [m]
1	7	PRIVATE CHEETAH Justin Huxtable	8	63.8 400m	0:11.42 400m	0:12.01 [2] (0:12.01)	1:35.68		0:35.33	
2	2	DIASONIC Adam Sewell	6	65.0 400m	0:11.46 400m	0:12.08 [1] (0:12.08)	0.09L		0:35.42	-7
3	6	TYCOON BABY Erin Molloy	2	64.8 400m	0:11.51 400m	0:11.93 [4] (0:11.93)	1.14L		0:35.30	-4
4	10	GIGI FILLE Chris Whiteley	9	65.7 600m	0:11.34 400m	0:12.19 [3] (0:12.19)	1.47L		0:35.26	+1
5	4	THREE WISE MEN McKenzie Apel	1	65.3 400m	0:11.39 400m	0:11.86 [5] (0:11.86)	1.75L		0:35.09	-6
6	3	DEEL WITH ME Jackson Murphy	5	65.2 200m	0:11.36 400m	0:11.66 [7] (0:11.66)	2.38L		0:35.03	-2
7	5	KELLERS SHELTER Adrian Layt	4	65.0 400m	0:11.32 400m	0:11.76 [6] (0:11.76)	2.67L		0:34.90	-3
8	9	VIVACIOUS AWARD Leah Martyn	3	65.7 400m	0:11.31 400m	0:11.54 [9] (0:11.54)	2.75L		0:34.76	+7
9	1	BLUE RAY Ashley Butler	7	64.7 400m	0:11.32 400m	0:11.73 [8] (0:11.73)	3.16L		0:34.88	+0
10	8	BROMES Olivia Kendal	10	63.8 400m	0:11.56 400m	0:12.65 [10] (0:12.65)	9.81L		0:36.16	+5

Scratched: Divine Hunter (#11), Bold Zip (#12)

[] Ranking at each section and finish
 -:-:- No data available at this section
 NA No data available

SCN Saddle cloth number
 DNF Did not finish
 DNT Did not track



Horse/Jockey Name	Private Cheetah
Final Rank	1
Fastest Section Time (Section)	0:11.42 (400m)
Top Speed [km/h] (Section)	63.8 (400m)
Race State	Finished



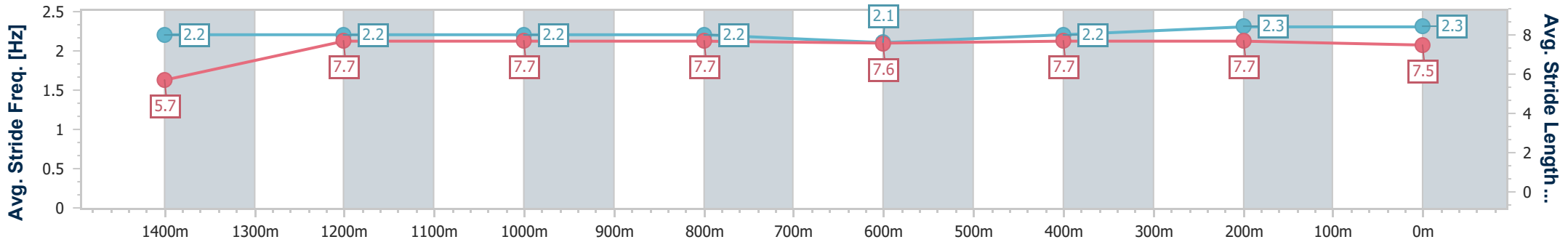
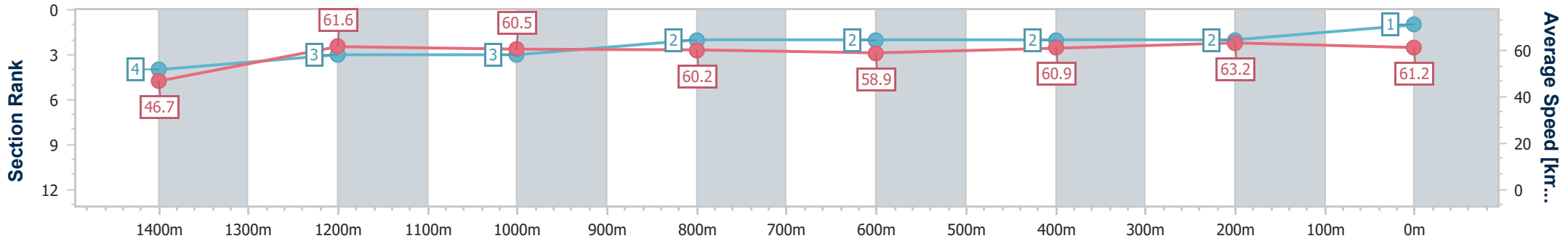
Mackay QLD Professional
Race 1: Ladbrokes Racing Club BENCHMARK 60 Handicap - 1560m



28 September 2024 - 12:41

Track Rating: Good 4, Weather: Fine, Rail Position: +3m Entire

Section	Overall	1400m	1200m	1000m	800m	600m	400m	200m
Section Times	1:35.68 [1] (0:12.32)	1:23.36 [4] (0:11.82)	1:11.54 [3] (0:11.95)	0:59.59 [3] (0:12.00)	0:47.59 [2] (0:12.26)	0:35.33 [2] (0:11.90)	0:23.43 [2] (0:11.42)	0:12.01 [2] (0:12.01)
Average Speed [km/h]	46.7	61.6	60.5	60.2	58.9	60.9	63.2	61.2
Top Speed [km/h]	63.6	62.8	61.1	61.0	59.5	62.6	63.8	63.0
Avg. Dist. to Rail [m]	5.6	2.4	2.0	1.4	1.4	0.6	1.3	3.0
Avg. Stride Freq. [Hz]	2.2	2.2	2.2	2.2	2.1	2.2	2.3	2.3
Avg. Stride Length [m]	5.7	7.7	7.7	7.7	7.6	7.7	7.7	7.5



- [] Ranking at each section and finish
- .-.-.- No data available at this section
- NA No data available



Horse/Jockey Name	Diasonic
Final Rank	2
Fastest Section Time (Section)	0:11.46 (400m)
Top Speed [km/h] (Section)	65.0 (400m)
Race State	Finished



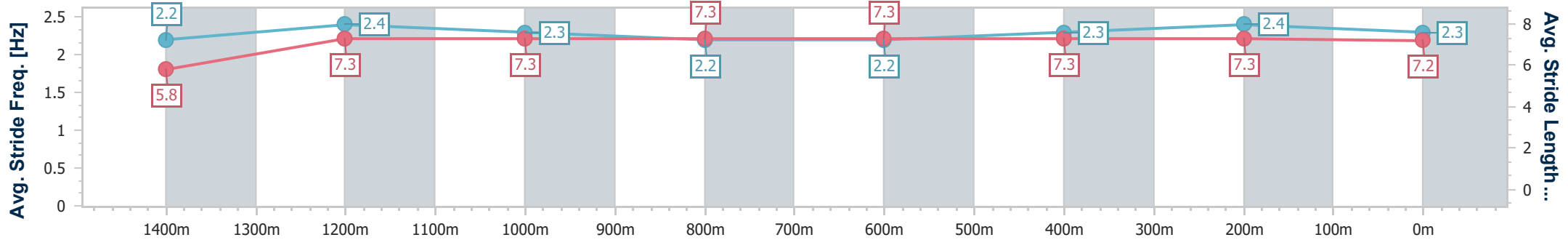
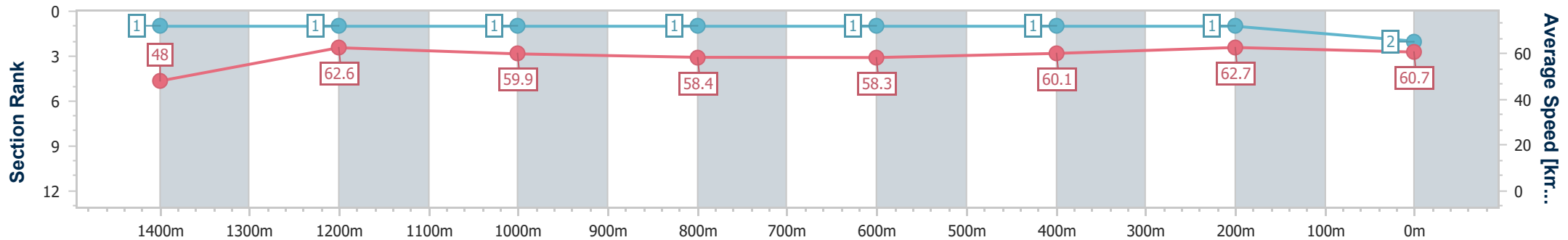
Mackay QLD Professional
Race 1: Ladbrokes Racing Club BENCHMARK 60 Handicap - 1560m



28 September 2024 - 12:41

Track Rating: Good 4, Weather: Fine, Rail Position: +3m Entire

Section	Overall	1400m	1200m	1000m	800m	600m	400m	200m
Section Times	1:35.69 [2] (0:12.02)	1:23.67 [1] (0:11.64)	1:12.03 [1] (0:12.05)	0:59.98 [1] (0:12.30)	0:47.68 [1] (0:12.26)	0:35.42 [1] (0:11.88)	0:23.54 [1] (0:11.46)	0:12.08 [1] (0:12.08)
Average Speed [km/h]	48.0	62.6	59.9	58.4	58.3	60.1	62.7	60.7
Top Speed [km/h]	64.3	64.7	61.0	59.0	59.2	61.6	65.0	63.3
Avg. Dist. to Rail [m]	5.0	2.4	0.8	0.5	1.7	1.2	0.6	0.8
Avg. Stride Freq. [Hz]	2.2	2.4	2.3	2.2	2.2	2.3	2.4	2.3
Avg. Stride Length [m]	5.8	7.3	7.3	7.3	7.3	7.3	7.3	7.2



- [] Ranking at each section and finish
- .-.- No data available at this section
- NA No data available



Horse/Jockey Name	Tycoon Baby
Final Rank	3
Fastest Section Time (Section)	0:11.51 (400m)
Top Speed [km/h] (Section)	64.8 (400m)
Race State	Finished



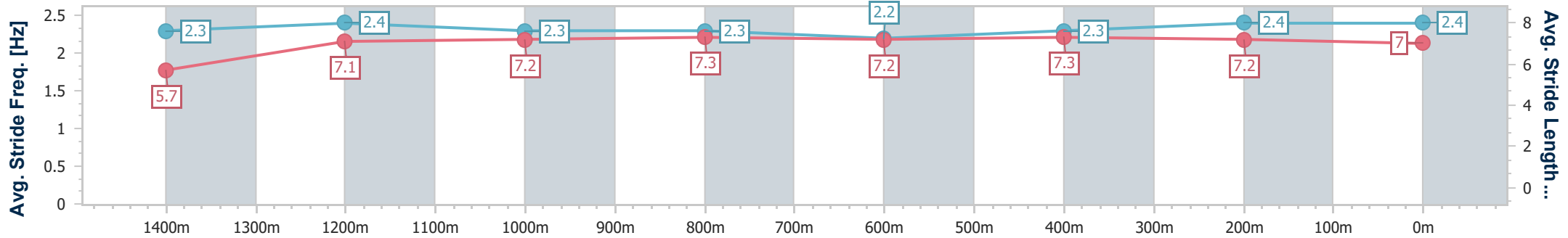
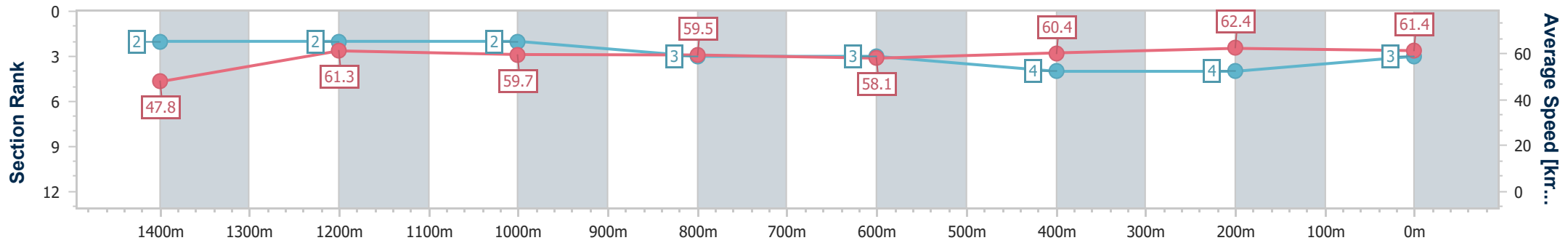
Mackay QLD Professional
Race 1: Ladbrokes Racing Club BENCHMARK 60 Handicap - 1560m



28 September 2024 - 12:41

Track Rating: Good 4, Weather: Fine, Rail Position: +3m Entire

Section	Overall	1400m	1200m	1000m	800m	600m	400m	200m
Section Times	1:35.87 [3] (0:12.11)	1:23.76 [2] (0:11.82)	1:11.94 [2] (0:12.08)	0:59.86 [2] (0:12.16)	0:47.70 [3] (0:12.40)	0:35.30 [3] (0:11.86)	0:23.44 [4] (0:11.51)	0:11.93 [4] (0:11.93)
Average Speed [km/h]	47.8	61.3	59.7	59.5	58.1	60.4	62.4	61.4
Top Speed [km/h]	63.5	63.5	60.6	60.5	59.0	62.6	64.8	63.2
Avg. Dist. to Rail [m]	3.4	1.7	1.2	0.7	0.6	0.7	1.2	4.8
Avg. Stride Freq. [Hz]	2.3	2.4	2.3	2.3	2.2	2.3	2.4	2.4
Avg. Stride Length [m]	5.7	7.1	7.2	7.3	7.2	7.3	7.2	7.0



- [] Ranking at each section and finish
- .-.- No data available at this section
- NA No data available



Horse/Jockey Name	Gigi Fille
Final Rank	4
Fastest Section Time (Section)	0:11.34 (400m)
Top Speed [km/h] (Section)	65.7 (600m)
Race State	Finished



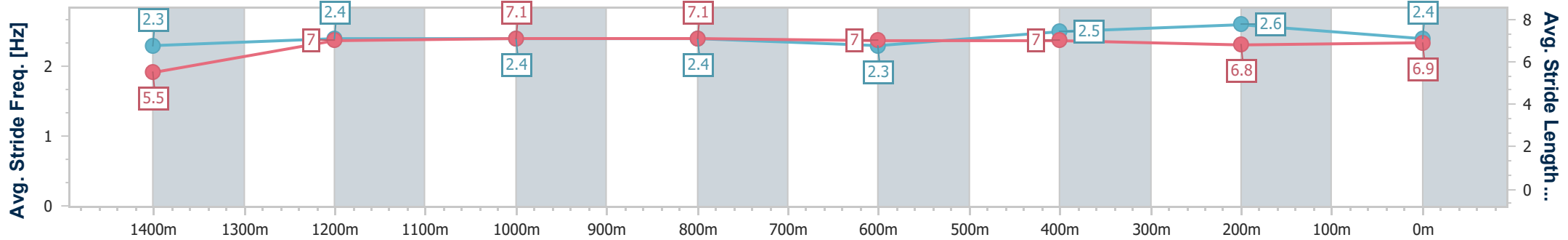
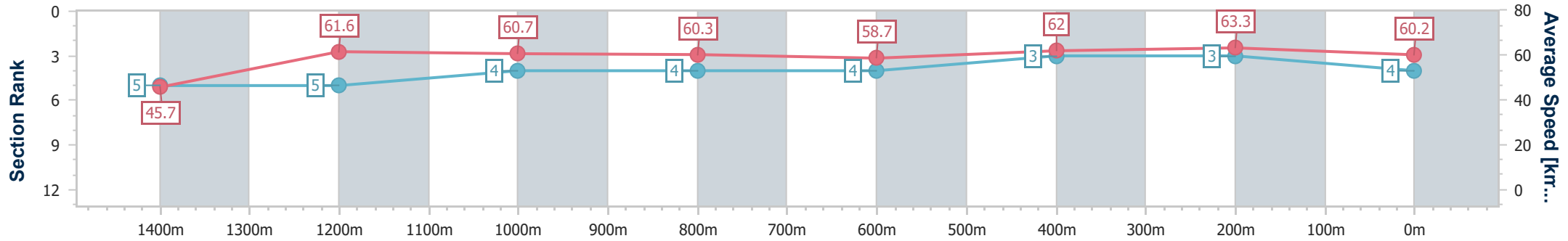
Mackay QLD Professional
Race 1: Ladbrokes Racing Club BENCHMARK 60 Handicap - 1560m



28 September 2024 - 12:41

Track Rating: Good 4, Weather: Fine, Rail Position: +3m Entire

Section	Overall	1400m	1200m	1000m	800m	600m	400m	200m
Section Times	1:35.93 [4] (0:12.55)	1:23.38 [5] (0:11.87)	1:11.51 [5] (0:11.91)	0:59.60 [4] (0:12.03)	0:47.57 [4] (0:12.31)	0:35.26 [4] (0:11.73)	0:23.53 [3] (0:11.34)	0:12.19 [3] (0:12.19)
Average Speed [km/h]	45.7	61.6	60.7	60.3	58.7	62.0	63.3	60.2
Top Speed [km/h]	60.5	62.7	62.2	61.4	59.8	65.7	65.6	62.4
Avg. Dist. to Rail [m]	5.9	2.5	2.8	2.0	1.6	1.1	1.5	3.1
Avg. Stride Freq. [Hz]	2.3	2.4	2.4	2.4	2.3	2.5	2.6	2.4
Avg. Stride Length [m]	5.5	7.0	7.1	7.1	7.0	7.0	6.8	6.9



- [] Ranking at each section and finish
- .-.- No data available at this section
- NA No data available



Horse/Jockey Name	Three Wise Men
Final Rank	5
Fastest Section Time (Section)	0:11.39 (400m)
Top Speed [km/h] (Section)	65.3 (400m)
Race State	Finished



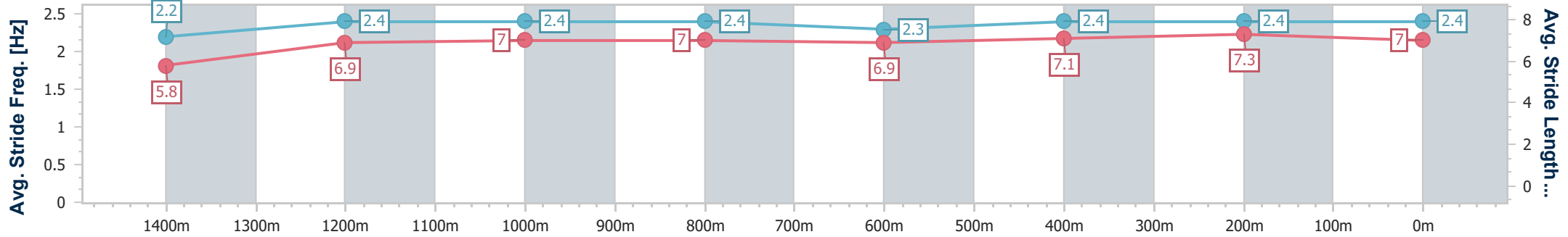
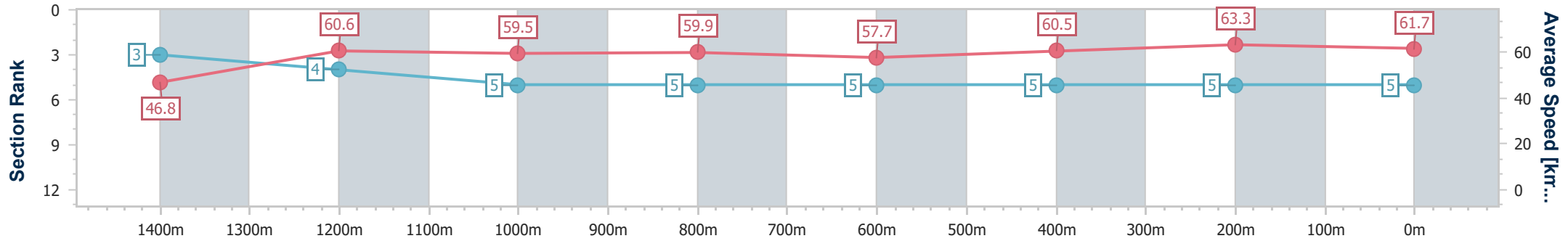
Mackay QLD Professional
Race 1: Ladbrokes Racing Club BENCHMARK 60 Handicap - 1560m



28 September 2024 - 12:41

Track Rating: Good 4, Weather: Fine, Rail Position: +3m Entire

Section	Overall	1400m	1200m	1000m	800m	600m	400m	200m
Section Times	1:35.97 [5] (0:12.30)	1:23.67 [3] (0:11.95)	1:11.72 [4] (0:12.13)	0:59.59 [5] (0:12.03)	0:47.56 [5] (0:12.47)	0:35.09 [5] (0:11.84)	0:23.25 [5] (0:11.39)	0:11.86 [5] (0:11.86)
Average Speed [km/h]	46.8	60.6	59.5	59.9	57.7	60.5	63.3	61.7
Top Speed [km/h]	61.6	61.9	60.9	61.1	58.9	62.6	65.3	63.8
Avg. Dist. to Rail [m]	2.4	1.3	0.7	0.3	0.4	0.7	1.7	6.4
Avg. Stride Freq. [Hz]	2.2	2.4	2.4	2.4	2.3	2.4	2.4	2.4
Avg. Stride Length [m]	5.8	6.9	7.0	7.0	6.9	7.1	7.3	7.0



- [] Ranking at each section and finish
- .-.- No data available at this section
- NA No data available



Horse/Jockey Name	Deel With Me
Final Rank	6
Fastest Section Time (Section)	0:11.36 (400m)
Top Speed [km/h] (Section)	65.2 (200m)
Race State	Finished



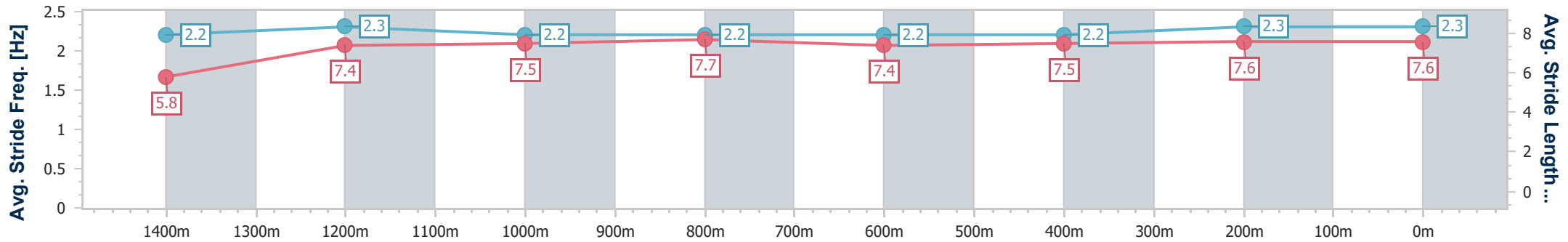
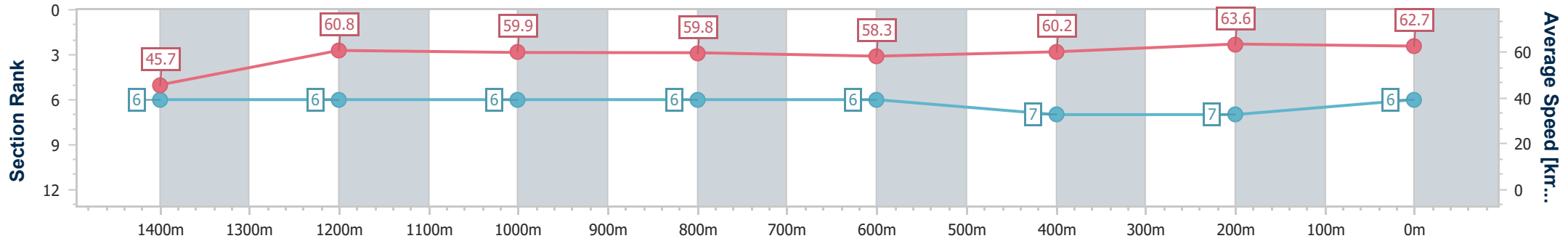
Mackay QLD Professional
Race 1: Ladbrokes Racing Club BENCHMARK 60 Handicap - 1560m



28 September 2024 - 12:41

Track Rating: Good 4, Weather: Fine, Rail Position: +3m Entire

Section	Overall	1400m	1200m	1000m	800m	600m	400m	200m
Section Times	1:36.08 [6] (0:12.57)	1:23.51 [6] (0:11.93)	1:11.58 [6] (0:12.02)	0:59.56 [6] (0:12.07)	0:47.49 [6] (0:12.46)	0:35.03 [6] (0:12.01)	0:23.02 [7] (0:11.36)	0:11.66 [7] (0:11.66)
Average Speed [km/h]	45.7	60.8	59.9	59.8	58.3	60.2	63.6	62.7
Top Speed [km/h]	61.5	61.5	60.6	61.0	59.4	61.6	65.1	65.2
Avg. Dist. to Rail [m]	3.2	1.3	1.2	1.3	2.2	0.7	3.5	7.5
Avg. Stride Freq. [Hz]	2.2	2.3	2.2	2.2	2.2	2.2	2.3	2.3
Avg. Stride Length [m]	5.8	7.4	7.5	7.7	7.4	7.5	7.6	7.6



- [] Ranking at each section and finish
- .-.- No data available at this section
- NA No data available



Horse/Jockey Name	Kellers Shelter
Final Rank	7
Fastest Section Time (Section)	0:11.32 (400m)
Top Speed [km/h] (Section)	65.0 (400m)
Race State	Finished



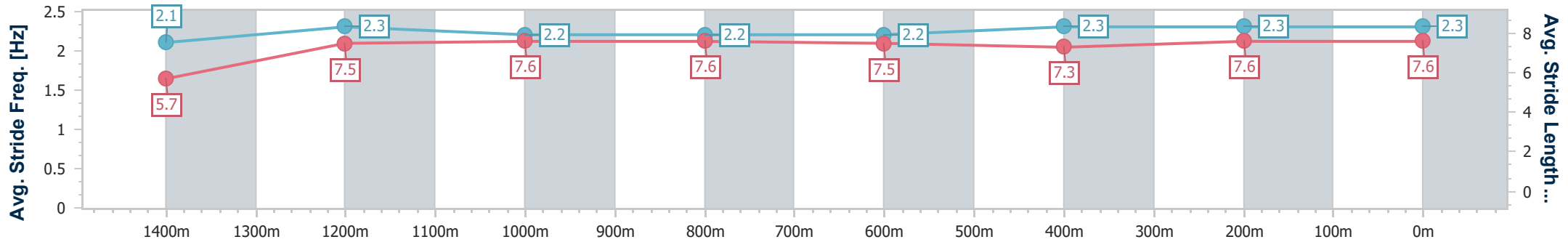
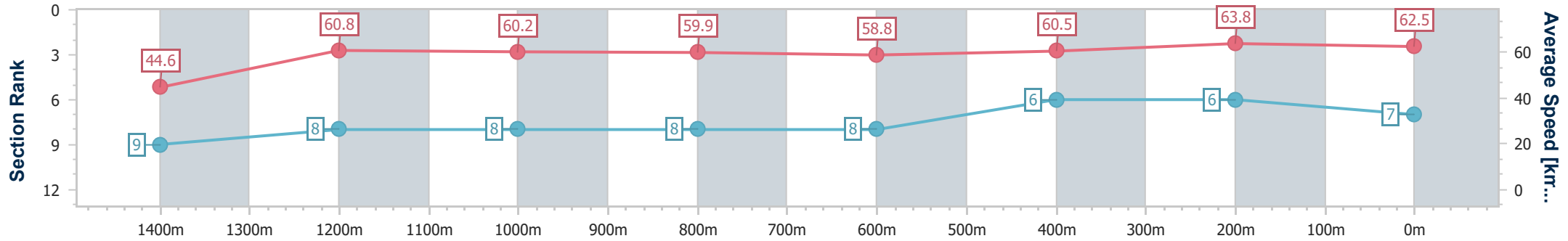
Mackay QLD Professional
Race 1: Ladbrokes Racing Club BENCHMARK 60 Handicap - 1560m



28 September 2024 - 12:41

Track Rating: Good 4, Weather: Fine, Rail Position: +3m Entire

Section	Overall	1400m	1200m	1000m	800m	600m	400m	200m
Section Times	1:36.13 [7] (0:12.90)	1:23.23 [9] (0:11.94)	1:11.29 [8] (0:12.04)	0:59.25 [8] (0:12.05)	0:47.20 [8] (0:12.30)	0:34.90 [8] (0:11.82)	0:23.08 [6] (0:11.32)	0:11.76 [6] (0:11.76)
Average Speed [km/h]	44.6	60.8	60.2	59.9	58.8	60.5	63.8	62.5
Top Speed [km/h]	62.4	62.4	60.5	60.9	60.7	62.0	65.0	64.0
Avg. Dist. to Rail [m]	2.6	1.7	2.0	1.5	1.1	0.6	2.2	6.4
Avg. Stride Freq. [Hz]	2.1	2.3	2.2	2.2	2.2	2.3	2.3	2.3
Avg. Stride Length [m]	5.7	7.5	7.6	7.6	7.5	7.3	7.6	7.6



- [] Ranking at each section and finish
- .-.- No data available at this section
- NA No data available



Horse/Jockey Name	Vivacious Award
Final Rank	8
Fastest Section Time (Section)	0:11.31 (400m)
Top Speed [km/h] (Section)	65.7 (400m)
Race State	Finished



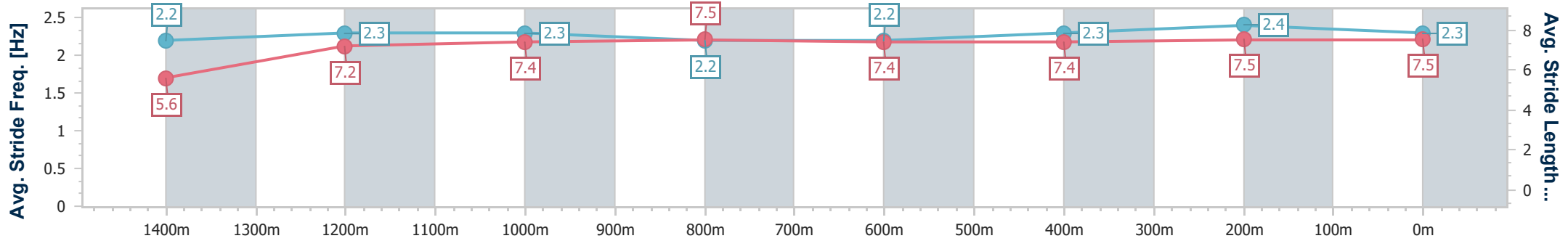
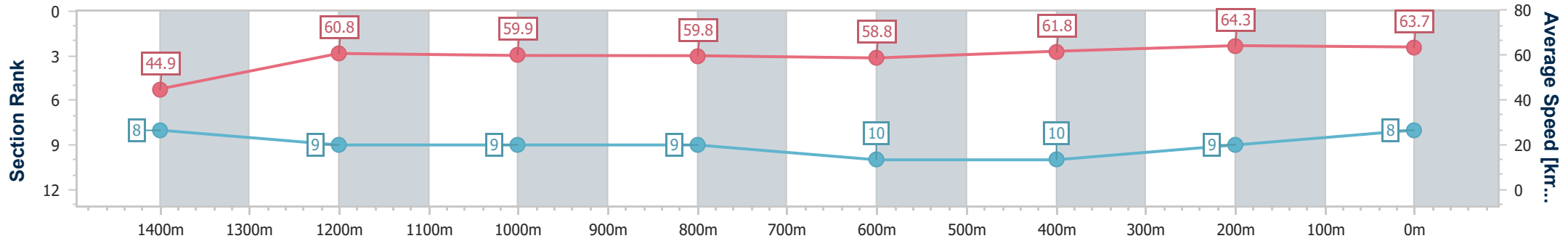
Mackay QLD Professional
Race 1: Ladbrokes Racing Club BENCHMARK 60 Handicap - 1560m



28 September 2024 - 12:41

Track Rating: Good 4, Weather: Fine, Rail Position: +3m Entire

Section	Overall	1400m	1200m	1000m	800m	600m	400m	200m
Section Times	1:36.14 [8] (0:12.85)	1:23.29 [8] (0:12.00)	1:11.29 [9] (0:12.09)	0:59.20 [9] (0:12.11)	0:47.09 [9] (0:12.33)	0:34.76 [10] (0:11.91)	0:22.85 [10] (0:11.31)	0:11.54 [9] (0:11.54)
Average Speed [km/h]	44.9	60.8	59.9	59.8	58.8	61.8	64.3	63.7
Top Speed [km/h]	61.9	61.9	60.8	60.6	60.7	63.1	65.7	64.7
Avg. Dist. to Rail [m]	2.8	2.7	2.5	1.8	1.6	3.1	6.5	9.2
Avg. Stride Freq. [Hz]	2.2	2.3	2.3	2.2	2.2	2.3	2.4	2.3
Avg. Stride Length [m]	5.6	7.2	7.4	7.5	7.4	7.4	7.5	7.5



- [] Ranking at each section and finish
- .-.- No data available at this section
- NA No data available



Horse/Jockey Name	Blue Ray
Final Rank	9
Fastest Section Time (Section)	0:11.32 (400m)
Top Speed [km/h] (Section)	64.7 (400m)
Race State	Finished



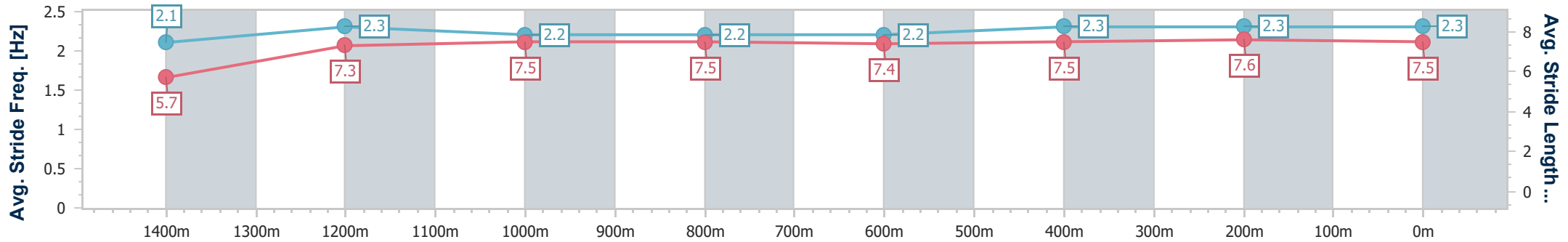
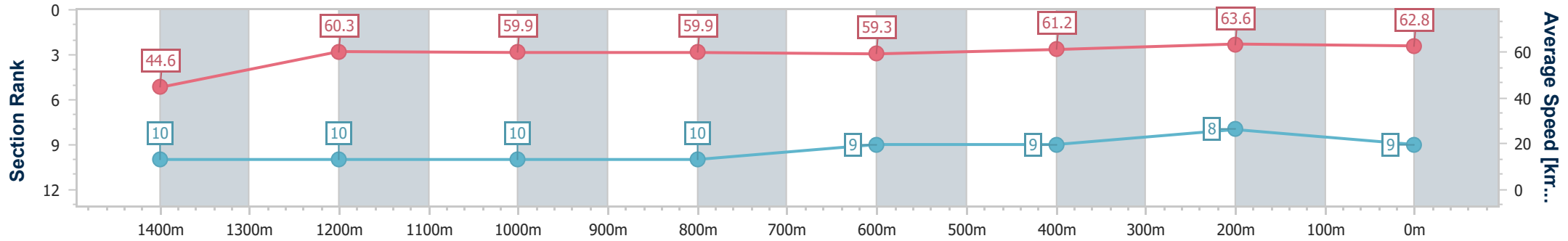
Mackay QLD Professional
Race 1: Ladbrokes Racing Club BENCHMARK 60 Handicap - 1560m



28 September 2024 - 12:41

Track Rating: Good 4, Weather: Fine, Rail Position: +3m Entire

Section	Overall	1400m	1200m	1000m	800m	600m	400m	200m
Section Times	1:36.21 [9] (0:12.96)	1:23.25 [10] (0:12.12)	1:11.13 [10] (0:12.05)	0:59.08 [10] (0:12.05)	0:47.03 [10] (0:12.15)	0:34.88 [9] (0:11.83)	0:23.05 [9] (0:11.32)	0:11.73 [8] (0:11.73)
Average Speed [km/h]	44.6	60.3	59.9	59.9	59.3	61.2	63.6	62.8
Top Speed [km/h]	61.1	61.1	60.4	61.1	61.6	62.7	64.7	63.8
Avg. Dist. to Rail [m]	4.6	2.8	1.4	0.9	0.6	0.9	2.1	3.4
Avg. Stride Freq. [Hz]	2.1	2.3	2.2	2.2	2.2	2.3	2.3	2.3
Avg. Stride Length [m]	5.7	7.3	7.5	7.5	7.4	7.5	7.6	7.5



- [] Ranking at each section and finish
- .-.- No data available at this section
- NA No data available



Horse/Jockey Name	Bromes
Final Rank	10
Fastest Section Time (Section)	0:11.56 (400m)
Top Speed [km/h] (Section)	63.8 (400m)
Race State	Finished



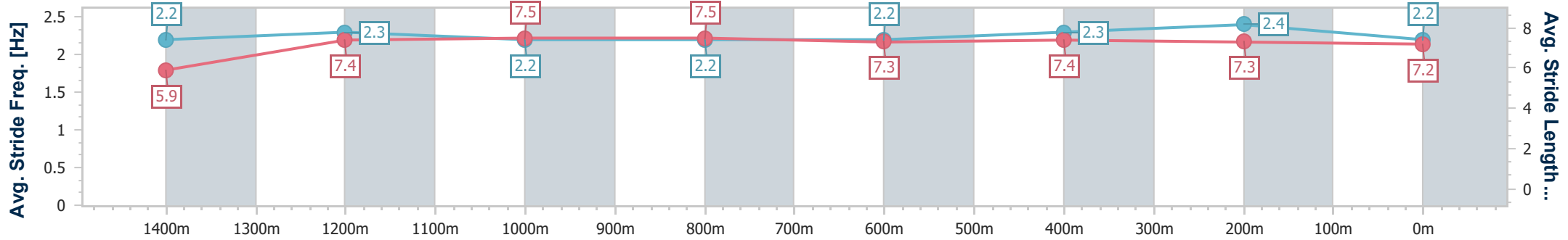
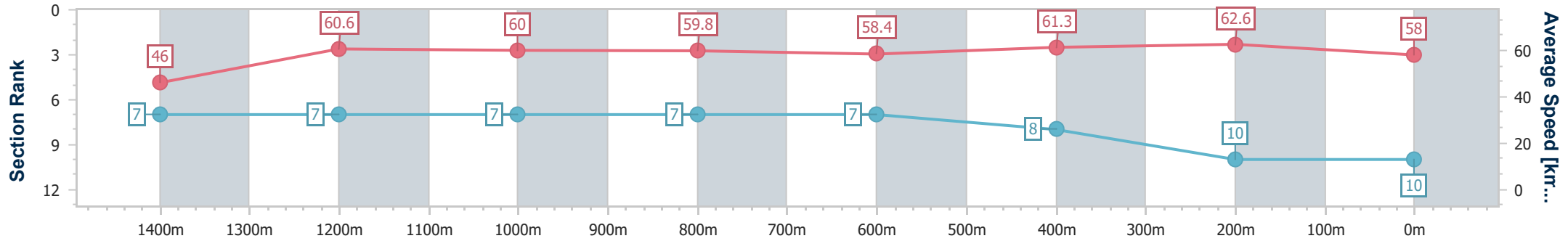
Mackay QLD Professional
Race 1: Ladbrokes Racing Club BENCHMARK 60 Handicap - 1560m



28 September 2024 - 12:41

Track Rating: Good 4, Weather: Fine, Rail Position: +3m Entire

Section	Overall	1400m	1200m	1000m	800m	600m	400m	200m
Section Times	1:37.34 [10] (0:12.57)	1:24.77 [7] (0:12.07)	1:12.70 [7] (0:12.05)	1:00.65 [7] (0:12.11)	0:48.54 [7] (0:12.38)	0:36.16 [7] (0:11.95)	0:24.21 [8] (0:11.56)	0:12.65 [10] (0:12.65)
Average Speed [km/h]	46.0	60.6	60.0	59.8	58.4	61.3	62.6	58.0
Top Speed [km/h]	60.5	61.5	60.3	60.6	60.4	63.7	63.8	61.0
Avg. Dist. to Rail [m]	7.4	3.5	2.5	1.9	2.1	2.0	4.8	6.6
Avg. Stride Freq. [Hz]	2.2	2.3	2.2	2.2	2.2	2.3	2.4	2.2
Avg. Stride Length [m]	5.9	7.4	7.5	7.5	7.3	7.4	7.3	7.2



- [] Ranking at each section and finish
- .-.- No data available at this section
- NA No data available