



Sunshine Coast QLD Professional

Race 1: WALSH CONSULTING ENGINEERS Maiden Handicap - 1000m

27 September 2024 - 18:00



Track Rating: Soft 5, Weather: Overcast, Rail Position: +2m Entire

Section											Last 600m		
Field Times		Overall	800m	600m	400m	200m						0:34.23	
		0:58.44 (0:13.37)	0:45.07 (0:10.84)	0:34.23 (0:11.29)	0:22.94 (0:11.06)	0:11.88 (0:11.88)							
Rank	TAB	Horse/Jockey	Barrier	Top Speed [km/h]	Fastest Section	Margin						Distance Travelled [m]	
1	19	LIKE SMOKE	10	68.1	0:10.80	0:58.44 [1]	0:44.40 [10]	0:33.52 [10]	0:22.22 [9]	0:11.42 [5]	0:58.44	0:33.52	
		Michael Rodd		400m	400m	(0:14.04)	(0:10.88)	(0:11.30)	(0:10.80)	(0:11.42)			
2	11	DAZZLING DIAMOND	3	67.7	0:10.95	0:58.49 [2]	0:44.92 [5]	0:33.97 [5]	0:22.75 [3]	0:11.73 [2]	0.2L	0:33.97	-5
		Cody Collis		Overall	800m	(0:13.57)	(0:10.95)	(0:11.22)	(0:11.02)	(0:11.73)			
3	5	CANTANKEROUS	5	68.0	0:10.89	0:58.51 [3]	0:45.11 [2]	0:34.22 [2]	0:22.94 [2]	0:11.95 [1]	0.3L	0:34.22	-6
		Boris Thornton		Overall	800m	(0:13.40)	(0:10.89)	(0:11.28)	(0:10.99)	(0:11.95)			
4	3	BIT OF GRUNT	8	68.2	0:10.90	0:58.64 [4]	0:45.00 [7]	0:34.10 [6]	0:22.83 [5]	0:11.75 [4]	1.1L	0:34.10	-2
		Nikita Beriman		800m	800m	(0:13.64)	(0:10.90)	(0:11.27)	(0:11.08)	(0:11.75)			
5	13	KENDYACATCHME	1	68.1	0:10.97	0:59.30 [5]	0:45.75 [4]	0:34.78 [4]	0:23.46 [6]	0:12.18 [6]	4.9L	0:34.78	-7
		Kyle Wilson-Taylor		Overall	800m	(0:13.55)	(0:10.97)	(0:11.32)	(0:11.28)	(0:12.18)			
6	17	STELLER EAGLE	2	68.1	0:10.84	0:59.53 [6]	0:46.16 [1]	0:35.32 [1]	0:24.03 [1]	0:12.67 [3]	6.2L	0:35.32	-7
		Angela Jones		Overall	800m	(0:13.37)	(0:10.84)	(0:11.29)	(0:11.36)	(0:12.67)			
7	15	ROCKRATA	7	68.7	0:11.02	0:59.73 [7]	0:46.31 [3]	0:35.29 [3]	0:23.96 [4]	0:12.53 [7]	7.2L	0:35.29	-3
		Samantha Collett		Overall	800m	(0:13.42)	(0:11.02)	(0:11.33)	(0:11.43)	(0:12.53)			
8	20	KHANT QUIT	9	67.4	0:11.13	0:59.81 [8]	0:46.05 [8]	0:34.92 [9]	0:23.44 [10]	0:12.12 [10]	7.5L	0:34.92	+0
		Robbie Dolan		800m	800m	(0:13.76)	(0:11.13)	(0:11.48)	(0:11.32)	(0:12.12)			
9	10	ZENA ROSE	4	66.4	0:10.97	1:00.00 [9]	0:46.24 [9]	0:35.27 [8]	0:24.01 [7]	0:12.50 [8]	8.5L	0:35.27	-8
		Georgina Cartwright		800m	800m	(0:13.76)	(0:10.97)	(0:11.26)	(0:11.51)	(0:12.50)			
10	16	LLEWELLYN BAY	6	67.7	0:11.01	1:00.12 [10]	0:46.50 [6]	0:35.49 [7]	0:24.03 [8]	0:12.47 [9]	9L	0:35.49	-2
		Minonette Kennedy		800m	800m	(0:13.62)	(0:11.01)	(0:11.46)	(0:11.56)	(0:12.47)			

Scratched: Rock On Angel (#4), Ashanko (#1), Before The Thunder (#2), Dibba Dobba (#6), Hella Fast (#8), Capital Beauty (#14), Oriente (#12), Half Moon Roo (#7), Vesper Lynd (#9), Hank The Hustler (#18)

[] Ranking at each section and finish
 -:-:- No data available at this section
 NA No data available

SCN Saddle cloth number
 DNF Did not finish
 DNT Did not track



Horse/Jockey Name	Like Smoke
Final Rank	1
Fastest Section Time (Section)	0:10.80 (400m)
Top Speed [km/h] (Section)	68.1 (400m)
Race State	Finished



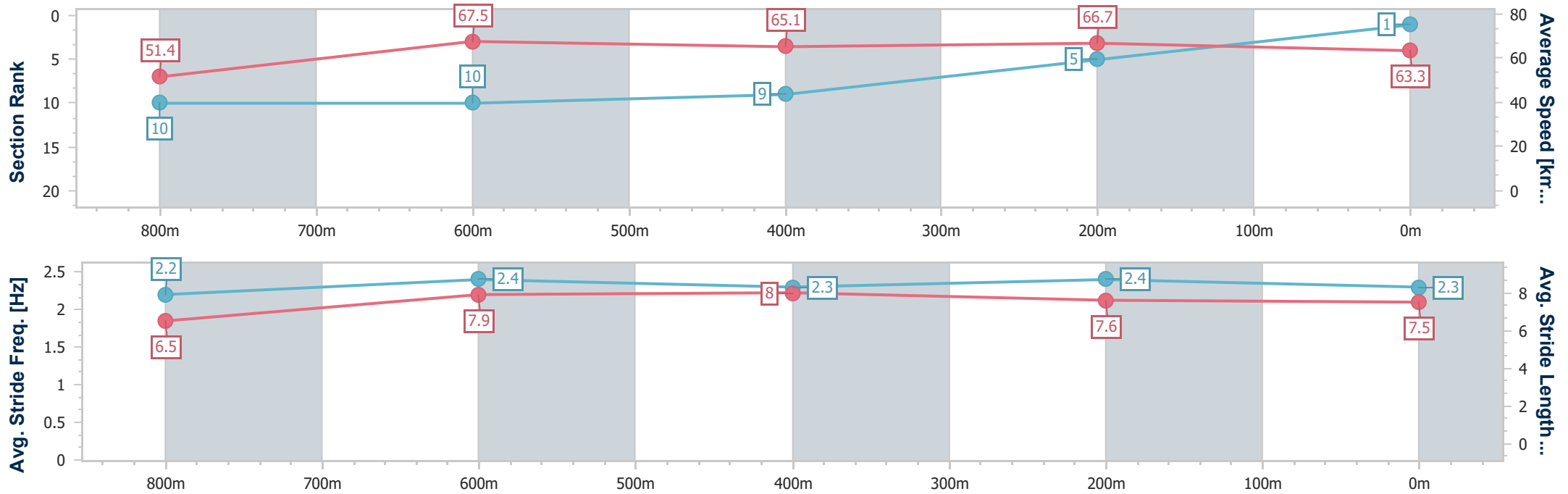
Sunshine Coast QLD Professional
Race 1: WALSH CONSULTING ENGINEERS Maiden Handicap - 1000m



27 September 2024 - 18:00

Track Rating: Soft 5, Weather: Overcast, Rail Position: +2m Entire

Section	Overall	800m	600m	400m	200m
Section Times	0:58.44 [1] (0:14.04)	0:44.40 [10] (0:10.88)	0:33.52 [10] (0:11.30)	0:22.22 [9] (0:10.80)	0:11.42 [5] (0:11.42)
Average Speed [km/h]	51.4	67.5	65.1	66.7	63.3
Top Speed [km/h]	66.6	67.7	65.7	68.1	66.3
Avg. Dist. to Rail [m]	10.9	6.0	4.1	6.7	8.0
Avg. Stride Freq. [Hz]	2.2	2.4	2.3	2.4	2.3
Avg. Stride Length [m]	6.5	7.9	8.0	7.6	7.5



- [] Ranking at each section and finish
- .-.- No data available at this section
- NA No data available



Horse/Jockey Name	Dazzling Diamond
Final Rank	2
Fastest Section Time (Section)	0:10.95 (800m)
Top Speed [km/h] (Section)	67.7 (Overall)
Race State	Finished



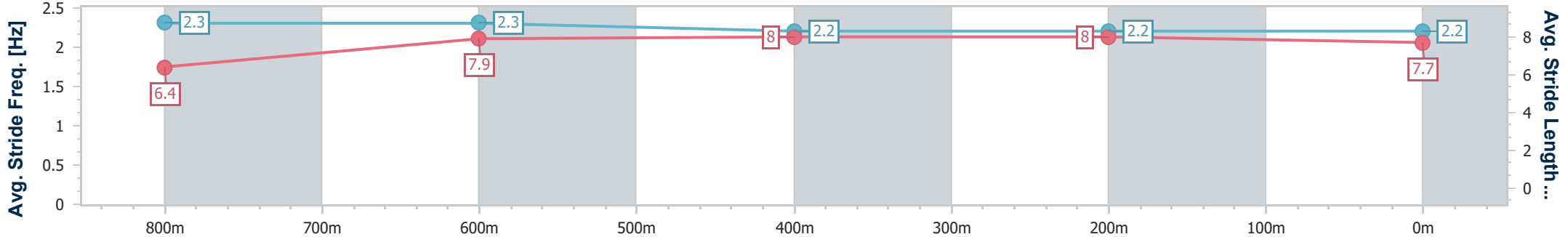
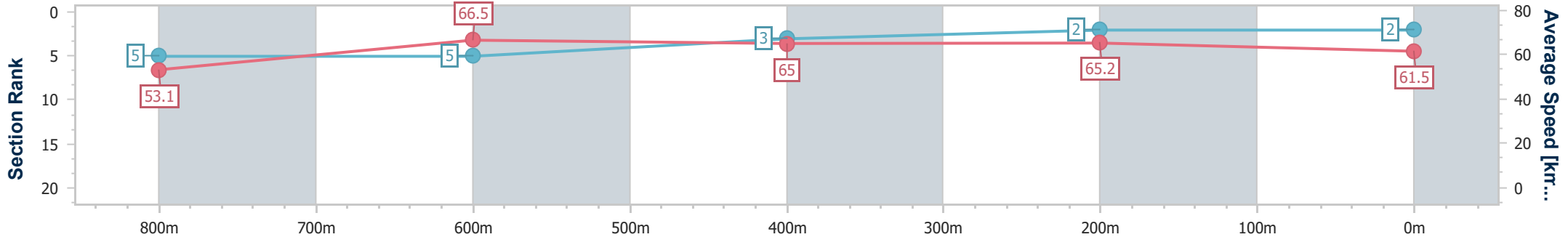
Sunshine Coast QLD Professional
Race 1: WALSH CONSULTING ENGINEERS Maiden Handicap - 1000m



27 September 2024 - 18:00

Track Rating: Soft 5, Weather: Overcast, Rail Position: +2m Entire

Section	Overall	800m	600m	400m	200m
Section Times	0:58.49 [2] (0:13.57)	0:44.92 [5] (0:10.95)	0:33.97 [5] (0:11.22)	0:22.75 [3] (0:11.02)	0:11.73 [2] (0:11.73)
Average Speed [km/h]	53.1	66.5	65.0	65.2	61.5
Top Speed [km/h]	67.7	67.2	65.6	66.6	63.3
Avg. Dist. to Rail [m]	3.8	2.8	2.3	5.3	6.6
Avg. Stride Freq. [Hz]	2.3	2.3	2.2	2.2	2.2
Avg. Stride Length [m]	6.4	7.9	8.0	8.0	7.7



- [] Ranking at each section and finish
- .-.- No data available at this section
- NA No data available



Horse/Jockey Name	Cantankerous
Final Rank	3
Fastest Section Time (Section)	0:10.89 (800m)
Top Speed [km/h] (Section)	68.0 (Overall)
Race State	Finished



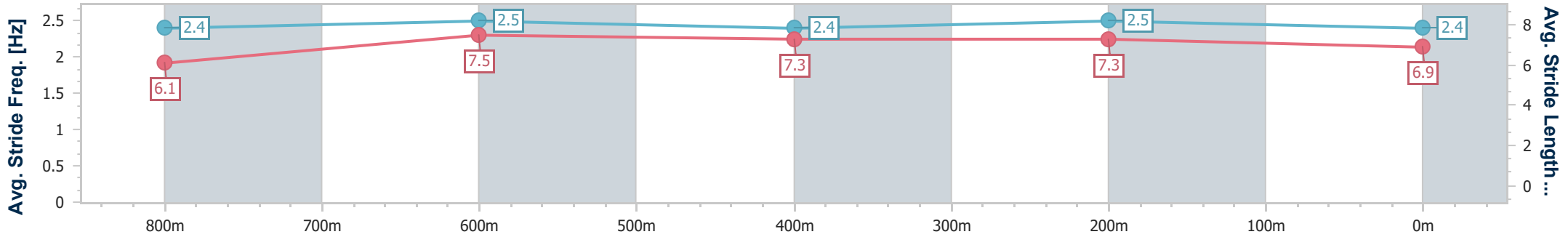
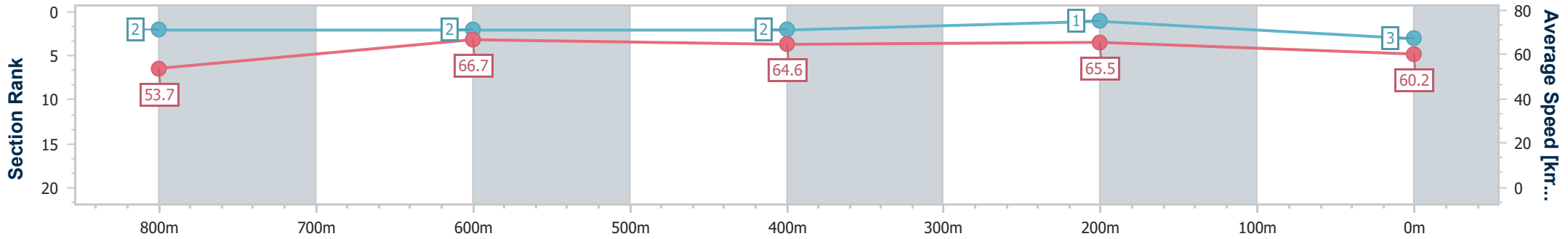
Sunshine Coast QLD Professional
Race 1: WALSH CONSULTING ENGINEERS Maiden Handicap - 1000m



27 September 2024 - 18:00

Track Rating: Soft 5, Weather: Overcast, Rail Position: +2m Entire

Section	Overall	800m	600m	400m	200m
Section Times	0:58.51 [3] (0:13.40)	0:45.11 [2] (0:10.89)	0:34.22 [2] (0:11.28)	0:22.94 [2] (0:10.99)	0:11.95 [1] (0:11.95)
Average Speed [km/h]	53.7	66.7	64.6	65.5	60.2
Top Speed [km/h]	68.0	68.0	65.7	66.2	63.3
Avg. Dist. to Rail [m]	5.6	3.0	2.0	4.1	5.4
Avg. Stride Freq. [Hz]	2.4	2.5	2.4	2.5	2.4
Avg. Stride Length [m]	6.1	7.5	7.3	7.3	6.9



- [] Ranking at each section and finish
- .-.- No data available at this section
- NA No data available



Horse/Jockey Name	Bit Of Grunt
Final Rank	4
Fastest Section Time (Section)	0:10.90 (800m)
Top Speed [km/h] (Section)	68.2 (800m)
Race State	Finished



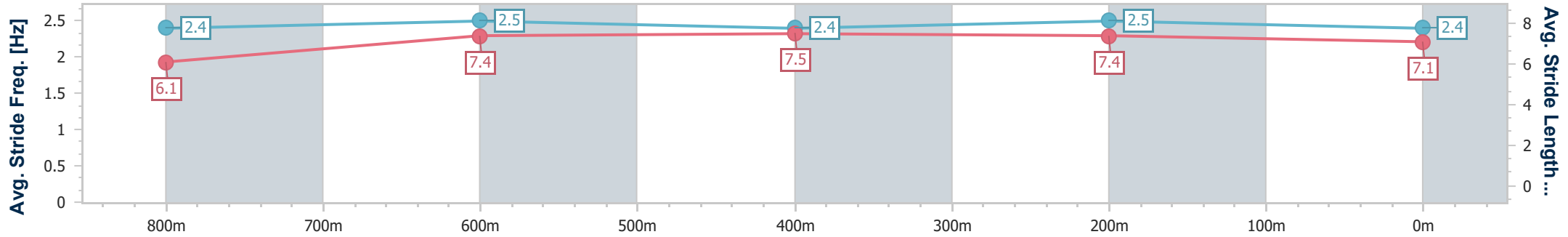
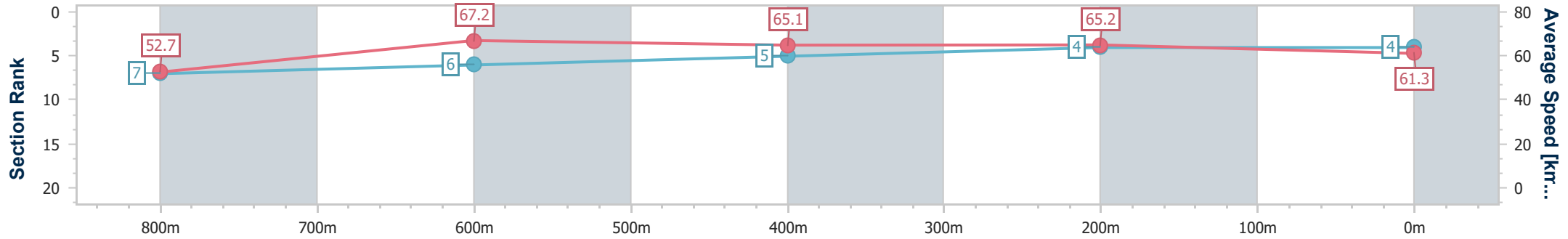
Sunshine Coast QLD Professional
Race 1: WALSH CONSULTING ENGINEERS Maiden Handicap - 1000m



27 September 2024 - 18:00

Track Rating: Soft 5, Weather: Overcast, Rail Position: +2m Entire

Section	Overall	800m	600m	400m	200m
Section Times	0:58.64 [4] (0:13.64)	0:45.00 [7] (0:10.90)	0:34.10 [6] (0:11.27)	0:22.83 [5] (0:11.08)	0:11.75 [4] (0:11.75)
Average Speed [km/h]	52.7	67.2	65.1	65.2	61.3
Top Speed [km/h]	68.2	68.2	66.1	66.2	64.0
Avg. Dist. to Rail [m]	9.4	5.2	3.3	6.2	7.4
Avg. Stride Freq. [Hz]	2.4	2.5	2.4	2.5	2.4
Avg. Stride Length [m]	6.1	7.4	7.5	7.4	7.1



- [] Ranking at each section and finish
- .-.- No data available at this section
- NA No data available



Horse/Jockey Name	Kendyacatchme
Final Rank	5
Fastest Section Time (Section)	0:10.97 (800m)
Top Speed [km/h] (Section)	68.1 (Overall)
Race State	Finished



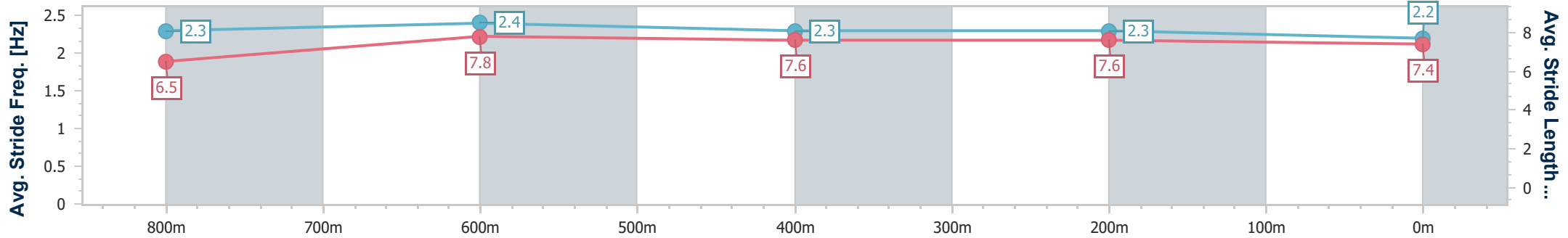
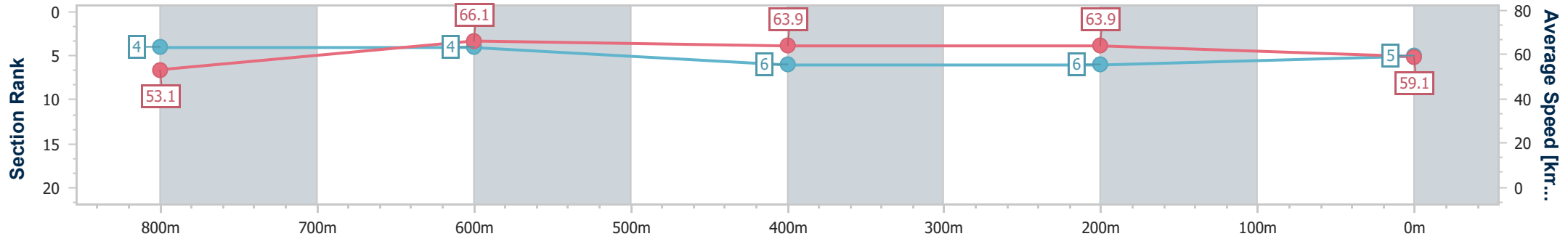
Sunshine Coast QLD Professional
Race 1: WALSH CONSULTING ENGINEERS Maiden Handicap - 1000m



27 September 2024 - 18:00

Track Rating: Soft 5, Weather: Overcast, Rail Position: +2m Entire

Section	Overall	800m	600m	400m	200m
Section Times	0:59.30 [5] (0:13.55)	0:45.75 [4] (0:10.97)	0:34.78 [4] (0:11.32)	0:23.46 [6] (0:11.28)	0:12.18 [6] (0:12.18)
Average Speed [km/h]	53.1	66.1	63.9	63.9	59.1
Top Speed [km/h]	68.1	68.1	64.9	65.1	61.8
Avg. Dist. to Rail [m]	2.2	2.1	1.4	3.6	5.7
Avg. Stride Freq. [Hz]	2.3	2.4	2.3	2.3	2.2
Avg. Stride Length [m]	6.5	7.8	7.6	7.6	7.4



- [] Ranking at each section and finish
- .-.- No data available at this section
- NA No data available



Horse/Jockey Name	Steller Eagle
Final Rank	6
Fastest Section Time (Section)	0:10.84 (800m)
Top Speed [km/h] (Section)	68.1 (Overall)
Race State	Finished



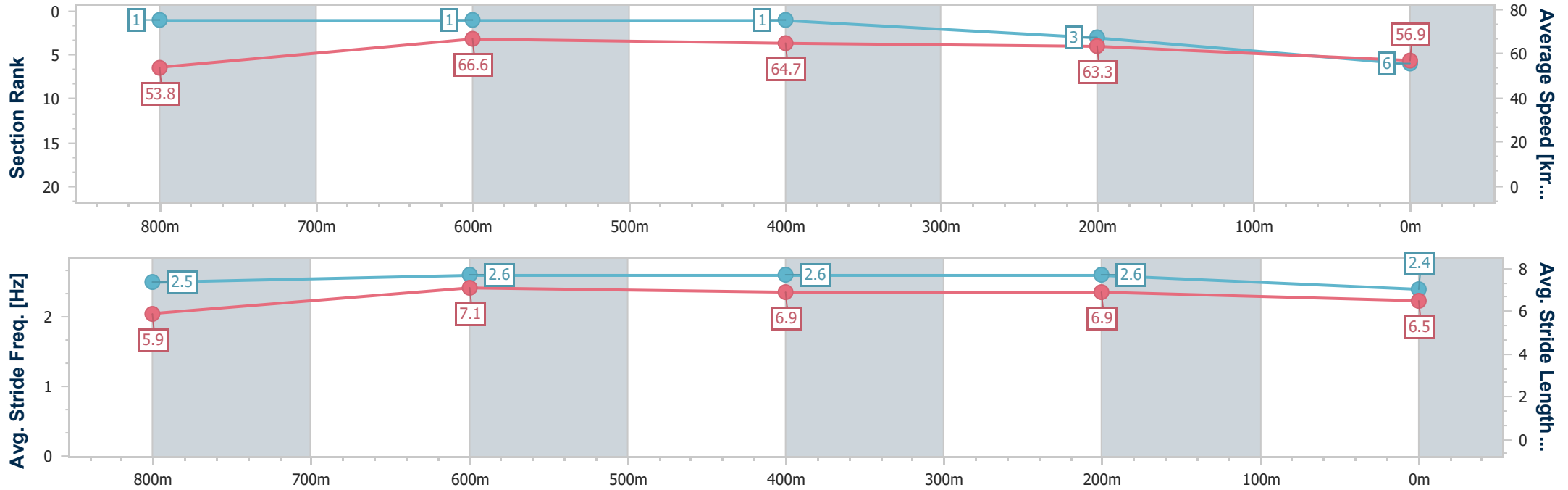
Sunshine Coast QLD Professional
Race 1: WALSH CONSULTING ENGINEERS Maiden Handicap - 1000m



27 September 2024 - 18:00

Track Rating: Soft 5, Weather: Overcast, Rail Position: +2m Entire

Section	Overall	800m	600m	400m	200m
Section Times	0:59.53 [6] (0:13.37)	0:46.16 [1] (0:10.84)	0:35.32 [1] (0:11.29)	0:24.03 [1] (0:11.36)	0:12.67 [3] (0:12.67)
Average Speed [km/h]	53.8	66.6	64.7	63.3	56.9
Top Speed [km/h]	68.1	68.1	65.4	64.9	60.5
Avg. Dist. to Rail [m]	3.8	2.0	2.0	4.6	3.8
Avg. Stride Freq. [Hz]	2.5	2.6	2.6	2.6	2.4
Avg. Stride Length [m]	5.9	7.1	6.9	6.9	6.5



- [] Ranking at each section and finish
- .-.- No data available at this section
- NA No data available



Horse/Jockey Name	Rockrata
Final Rank	7
Fastest Section Time (Section)	0:11.02 (800m)
Top Speed [km/h] (Section)	68.7 (Overall)
Race State	Finished



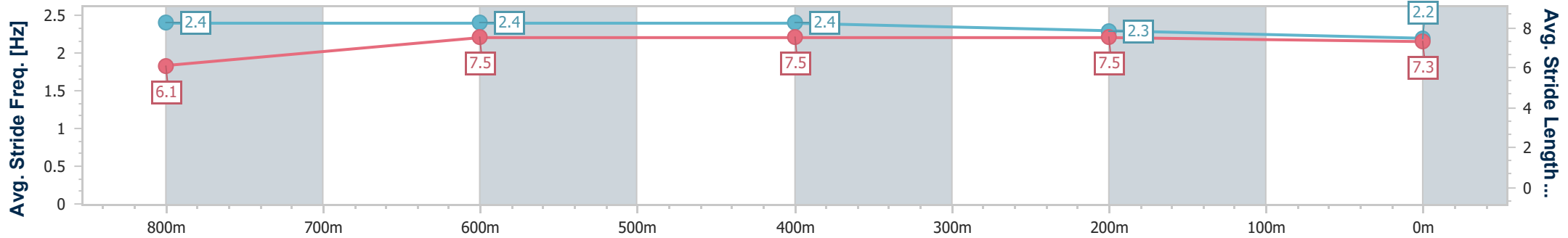
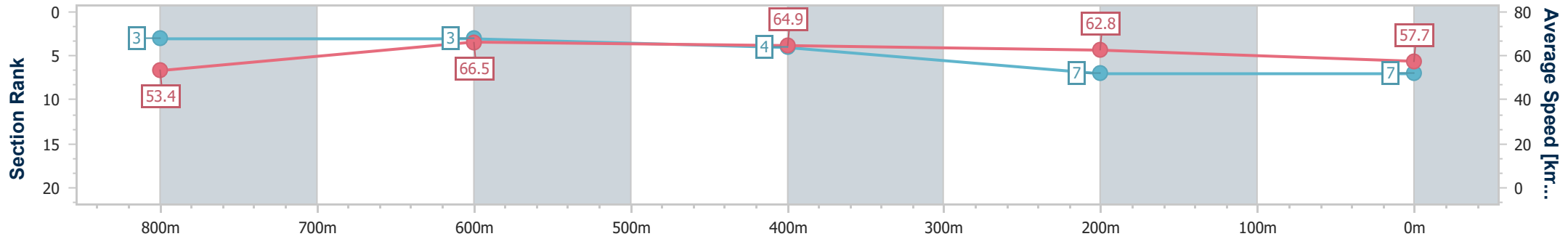
Sunshine Coast QLD Professional
Race 1: WALSH CONSULTING ENGINEERS Maiden Handicap - 1000m



27 September 2024 - 18:00

Track Rating: Soft 5, Weather: Overcast, Rail Position: +2m Entire

Section	Overall	800m	600m	400m	200m
Section Times	0:59.73 [7] (0:13.42)	0:46.31 [3] (0:11.02)	0:35.29 [3] (0:11.33)	0:23.96 [4] (0:11.43)	0:12.53 [7] (0:12.53)
Average Speed [km/h]	53.4	66.5	64.9	62.8	57.7
Top Speed [km/h]	68.7	68.6	66.1	64.7	60.6
Avg. Dist. to Rail [m]	7.8	4.4	3.6	6.4	6.4
Avg. Stride Freq. [Hz]	2.4	2.4	2.4	2.3	2.2
Avg. Stride Length [m]	6.1	7.5	7.5	7.5	7.3



- [] Ranking at each section and finish
- .-.- No data available at this section
- NA No data available



Horse/Jockey Name	Khant Quit
Final Rank	8
Fastest Section Time (Section)	0:11.13 (800m)
Top Speed [km/h] (Section)	67.4 (800m)
Race State	Finished



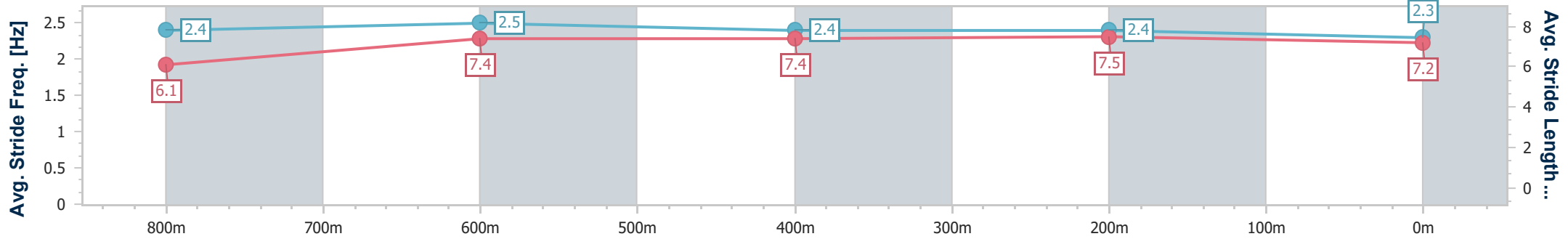
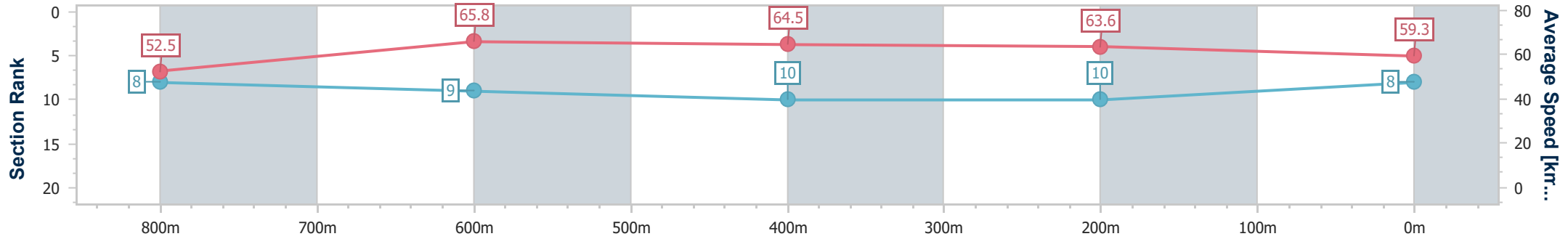
Sunshine Coast QLD Professional
Race 1: WALSH CONSULTING ENGINEERS Maiden Handicap - 1000m



27 September 2024 - 18:00

Track Rating: Soft 5, Weather: Overcast, Rail Position: +2m Entire

Section	Overall	800m	600m	400m	200m
Section Times	0:59.81 [8] (0:13.76)	0:46.05 [8] (0:11.13)	0:34.92 [9] (0:11.48)	0:23.44 [10] (0:11.32)	0:12.12 [10] (0:12.12)
Average Speed [km/h]	52.5	65.8	64.5	63.6	59.3
Top Speed [km/h]	66.7	67.4	65.2	65.1	62.3
Avg. Dist. to Rail [m]	9.7	5.7	4.6	7.7	8.3
Avg. Stride Freq. [Hz]	2.4	2.5	2.4	2.4	2.3
Avg. Stride Length [m]	6.1	7.4	7.4	7.5	7.2



- [] Ranking at each section and finish
- .-.- No data available at this section
- NA No data available



Horse/Jockey Name	Zena Rose
Final Rank	9
Fastest Section Time (Section)	0:10.97 (800m)
Top Speed [km/h] (Section)	66.4 (800m)
Race State	Finished



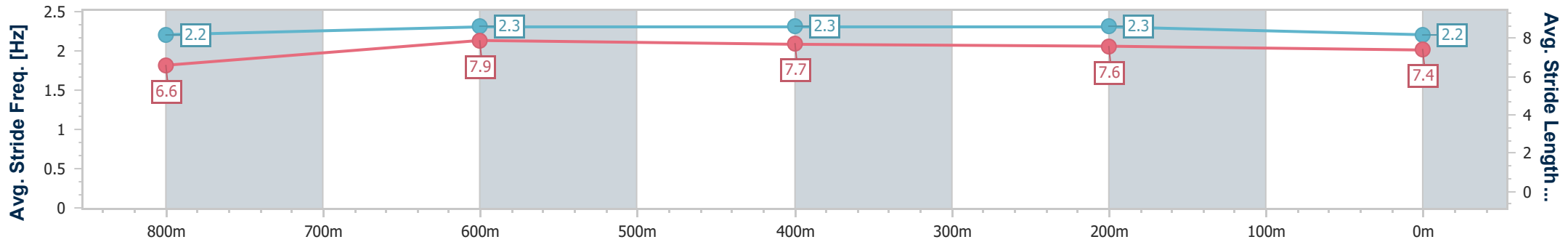
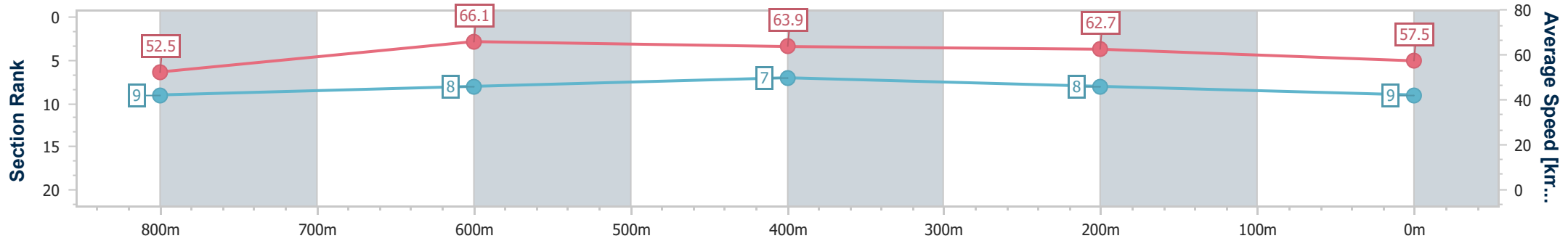
Sunshine Coast QLD Professional
Race 1: WALSH CONSULTING ENGINEERS Maiden Handicap - 1000m



27 September 2024 - 18:00

Track Rating: Soft 5, Weather: Overcast, Rail Position: +2m Entire

Section	Overall	800m	600m	400m	200m
Section Times	1:00.00 [9] (0:13.76)	0:46.24 [9] (0:10.97)	0:35.27 [8] (0:11.26)	0:24.01 [7] (0:11.51)	0:12.50 [8] (0:12.50)
Average Speed [km/h]	52.5	66.1	63.9	62.7	57.5
Top Speed [km/h]	66.3	66.4	65.1	64.0	60.3
Avg. Dist. to Rail [m]	5.3	2.5	0.6	4.2	5.1
Avg. Stride Freq. [Hz]	2.2	2.3	2.3	2.3	2.2
Avg. Stride Length [m]	6.6	7.9	7.7	7.6	7.4



- [] Ranking at each section and finish
- .-.- No data available at this section
- NA No data available



Horse/Jockey Name	Llewellyn Bay
Final Rank	10
Fastest Section Time (Section)	0:11.01 (800m)
Top Speed [km/h] (Section)	67.7 (800m)
Race State	Finished



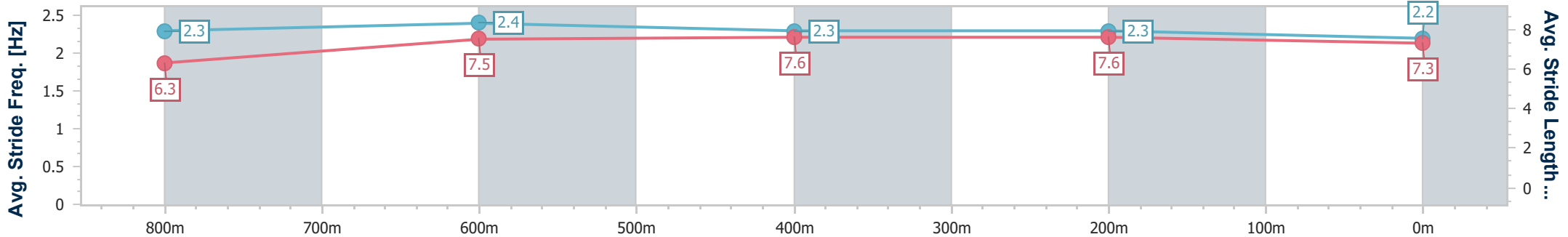
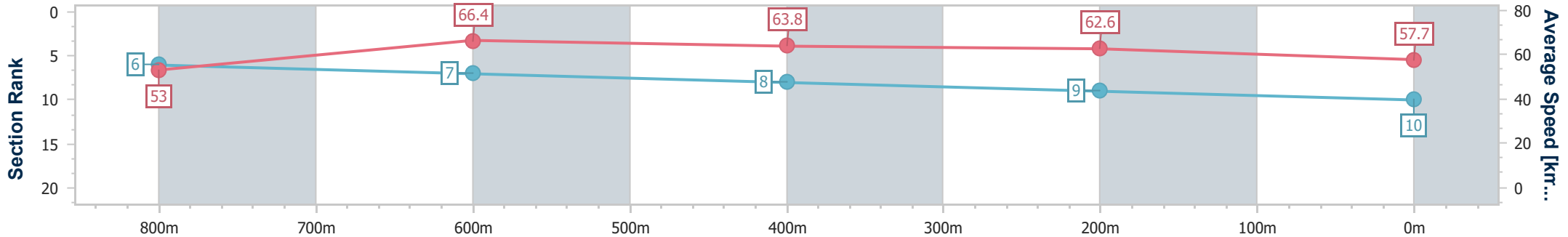
Sunshine Coast QLD Professional
Race 1: WALSH CONSULTING ENGINEERS Maiden Handicap - 1000m



27 September 2024 - 18:00

Track Rating: Soft 5, Weather: Overcast, Rail Position: +2m Entire

Section	Overall	800m	600m	400m	200m
Section Times	1:00.12 [10] (0:13.62)	0:46.50 [6] (0:11.01)	0:35.49 [7] (0:11.46)	0:24.03 [8] (0:11.56)	0:12.47 [9] (0:12.47)
Average Speed [km/h]	53.0	66.4	63.8	62.6	57.7
Top Speed [km/h]	67.5	67.7	64.5	63.4	60.7
Avg. Dist. to Rail [m]	6.9	4.8	3.0	6.1	7.1
Avg. Stride Freq. [Hz]	2.3	2.4	2.3	2.3	2.2
Avg. Stride Length [m]	6.3	7.5	7.6	7.6	7.3



- [] Ranking at each section and finish
- .-.- No data available at this section
- NA No data available



Sunshine Coast QLD Professional
Race 2: BENNETT & BENNETT QTIS Three-Year-Old Maiden Plate - 1000m
27 September 2024 - 18:30



Track Rating: Soft 5, Weather: Overcast, Rail Position: +2m Entire

Section		Overall	800m	600m	400m	200m	Last 600m					
Field Times		0:58.28 (0:13.11)	0:45.17 (0:10.70)	0:34.47 (0:11.08)	0:23.39 (0:11.35)	0:12.04 (0:12.04)	0:34.47					
Rank	TAB Horse/Jockey	Barrier	Top Speed [km/h]	Fastest Section	Margin					Distance Travelled [m]		
1	18 MELO MELO KAVA Michael Rodd	8	68.6 800m	0:10.93 800m	0:58.28 [1] (0:13.12)	0:45.16 [2] (0:10.93)	0:34.23 [3] (0:11.12)	0:23.11 [2] (0:11.07)	0:12.04 [1] (0:12.04)	0:58.28	0:34.23	
2	8 BETTA BEING SINGLE Tahlia Fenlon	2	69.0 Overall	0:10.70 800m	0:58.72 [2] (0:13.11)	0:45.61 [1] (0:10.70)	0:34.91 [1] (0:11.08)	0:23.83 [1] (0:11.40)	0:12.43 [3] (0:12.43)	2.5L	0:34.91	-5
3	6 STARWARD Nikita Beriman	3	69.0 Overall	0:10.80 800m	0:58.75 [3] (0:13.34)	0:45.41 [4] (0:10.80)	0:34.61 [4] (0:11.04)	0:23.57 [3] (0:11.07)	0:12.50 [2] (0:12.50)	2.6L	0:34.61	-4
4	19 UNCLE IAN Ryan Maloney	4	68.3 800m	0:10.89 800m	0:58.89 [4] (0:13.14)	0:45.75 [3] (0:10.89)	0:34.86 [2] (0:11.16)	0:23.70 [4] (0:11.35)	0:12.35 [4] (0:12.35)	3.4L	0:34.86	-4
5	7 WELLY Melea Castle	1	68.2 800m	0:10.91 800m	0:59.17 [5] (0:13.50)	0:45.67 [7] (0:10.91)	0:34.76 [6] (0:11.14)	0:23.62 [6] (0:11.34)	0:12.28 [7] (0:12.28)	4.9L	0:34.76	-5
6	14 TENGUN ANNIE Robbie Dolan	9	67.7 600m	0:11.05 800m	0:59.32 [6] (0:13.49)	0:45.83 [6] (0:11.05)	0:34.78 [7] (0:11.12)	0:23.66 [7] (0:11.18)	0:12.48 [6] (0:12.48)	5.7L	0:34.78	+0
7	5 OF COURSE Boris Thornton	7	68.6 800m	0:10.89 800m	0:59.49 [7] (0:13.39)	0:46.10 [5] (0:10.89)	0:35.21 [5] (0:11.10)	0:24.11 [5] (0:11.20)	0:12.91 [5] (0:12.91)	6.5L	0:35.21	-1
8	16 VALABING Jade Hampson	6	68.4 800m	0:10.96 800m	0:59.65 [8] (0:13.82)	0:45.83 [9] (0:10.96)	0:34.87 [9] (0:11.05)	0:23.82 [8] (0:11.32)	0:12.50 [8] (0:12.50)	7.3L	0:34.87	+0
9	12 ELEMISS Samantha Collett	5	67.7 Overall	0:11.05 800m	1:00.44 [9] (0:13.64)	0:46.80 [8] (0:11.05)	0:35.75 [8] (0:11.21)	0:24.54 [9] (0:11.59)	0:12.95 [9] (0:12.95)	11.8L	0:35.75	-4

Scratched: Cantankerous (#1), Hella Fast (#3), Cairo Queen (#9), Dazzling Diamond (#11), Rising Ruby (#13), Nirvana The Storm (#4), Capital Beauty (#10), Trevatt Court (#15), Horrible Hank (#17), He's A We

[] Ranking at each section and finish
 -:-:- No data available at this section
 NA No data available

SCN Saddle cloth number
 DNF Did not finish
 DNT Did not track



Horse/Jockey Name	Melo Melo Kava
Final Rank	1
Fastest Section Time (Section)	0:10.93 (800m)
Top Speed [km/h] (Section)	68.6 (800m)
Race State	Finished



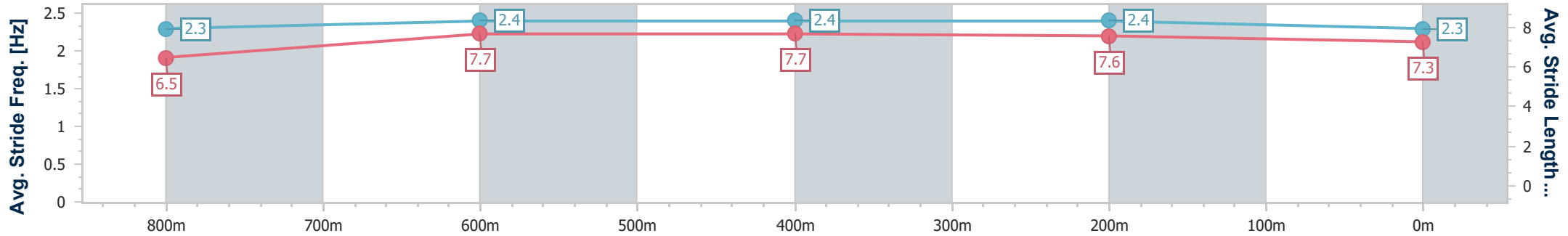
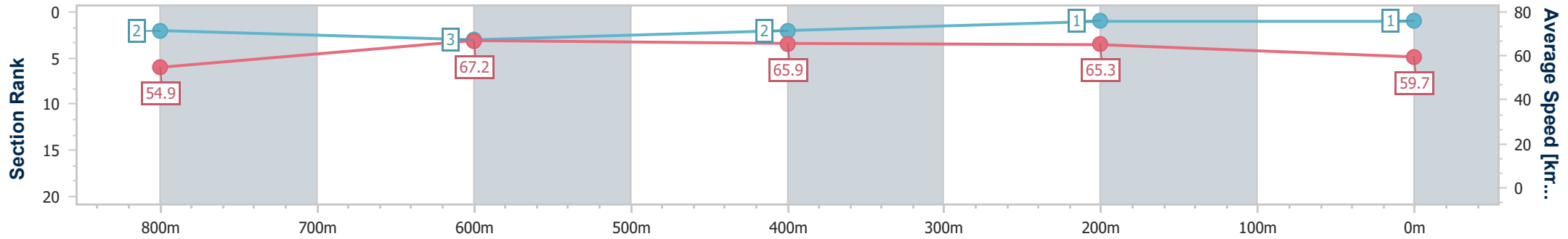
Sunshine Coast QLD Professional
Race 2: BENNETT & BENNETT QTIS Three-Year-Old Maiden
Plate - 1000m



27 September 2024 - 18:30

Track Rating: Soft 5, Weather: Overcast, Rail Position: +2m Entire

Section	Overall	800m	600m	400m	200m
Section Times	0:58.28 [1] (0:13.12)	0:45.16 [2] (0:10.93)	0:34.23 [3] (0:11.12)	0:23.11 [2] (0:11.07)	0:12.04 [1] (0:12.04)
Average Speed [km/h]	54.9	67.2	65.9	65.3	59.7
Top Speed [km/h]	68.5	68.6	66.6	66.1	63.9
Avg. Dist. to Rail [m]	9.0	5.0	3.4	6.9	8.1
Avg. Stride Freq. [Hz]	2.3	2.4	2.4	2.4	2.3
Avg. Stride Length [m]	6.5	7.7	7.7	7.6	7.3



- [] Ranking at each section and finish
- .-.- No data available at this section
- NA No data available



Horse/Jockey Name	Betta Being Single
Final Rank	2
Fastest Section Time (Section)	0:10.70 (800m)
Top Speed [km/h] (Section)	69.0 (Overall)
Race State	Finished



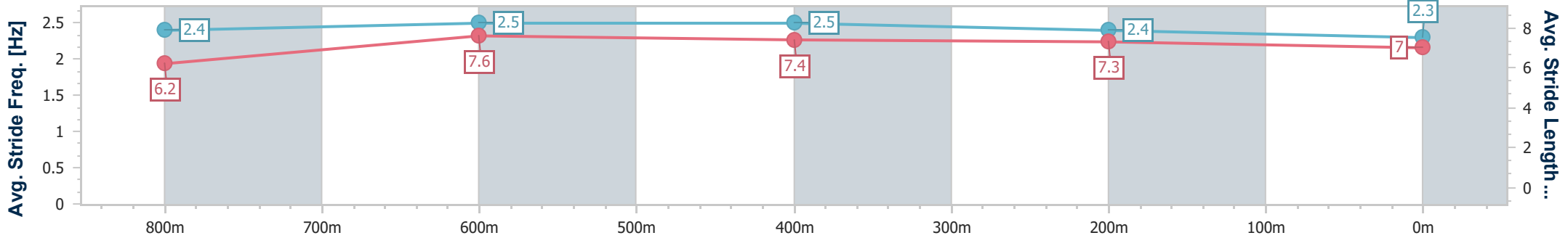
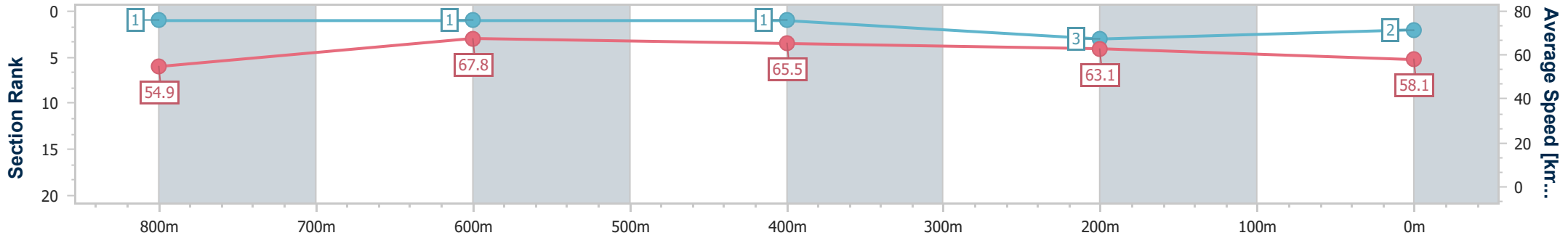
Sunshine Coast QLD Professional
 Race 2: BENNETT & BENNETT QTIS Three-Year-Old Maiden
 Plate - 1000m



27 September 2024 - 18:30

Track Rating: Soft 5, Weather: Overcast, Rail Position: +2m Entire

Section	Overall	800m	600m	400m	200m
Section Times	0:58.72 [2] (0:13.11)	0:45.61 [1] (0:10.70)	0:34.91 [1] (0:11.08)	0:23.83 [1] (0:11.40)	0:12.43 [3] (0:12.43)
Average Speed [km/h]	54.9	67.8	65.5	63.1	58.1
Top Speed [km/h]	69.0	68.9	67.2	64.7	60.7
Avg. Dist. to Rail [m]	3.3	2.4	1.2	4.7	6.6
Avg. Stride Freq. [Hz]	2.4	2.5	2.5	2.4	2.3
Avg. Stride Length [m]	6.2	7.6	7.4	7.3	7.0



- [] Ranking at each section and finish
- .-.- No data available at this section
- NA No data available



Horse/Jockey Name	Starward
Final Rank	3
Fastest Section Time (Section)	0:10.80 (800m)
Top Speed [km/h] (Section)	69.0 (Overall)
Race State	Finished



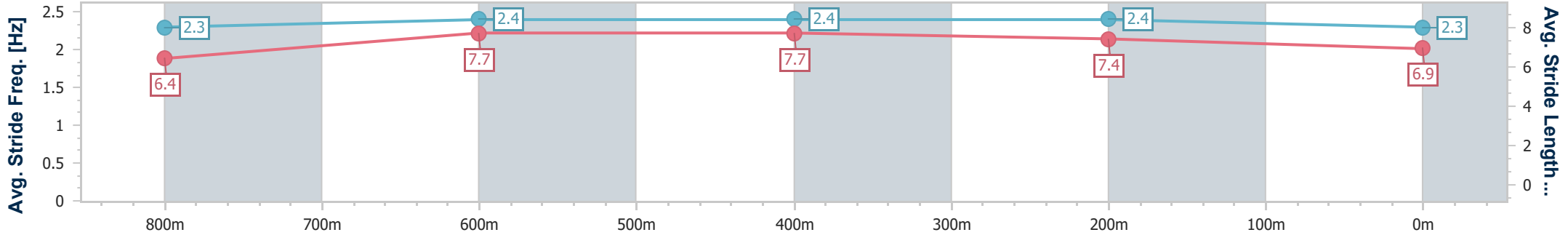
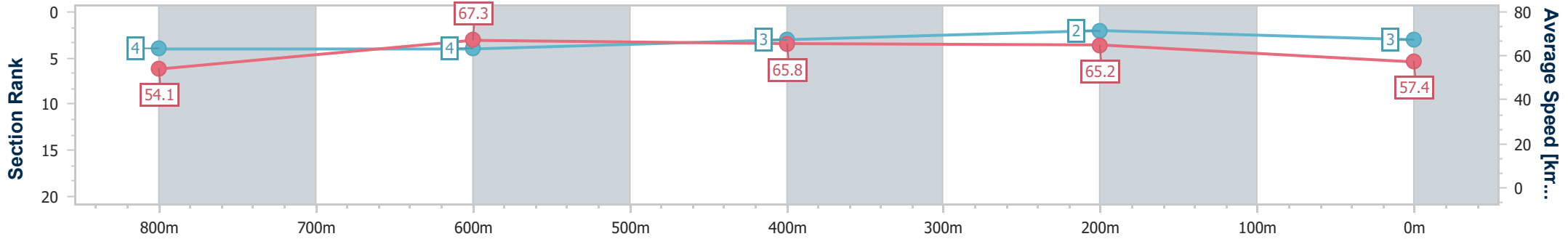
Sunshine Coast QLD Professional
 Race 2: BENNETT & BENNETT QTIS Three-Year-Old Maiden
 Plate - 1000m



27 September 2024 - 18:30

Track Rating: Soft 5, Weather: Overcast, Rail Position: +2m Entire

Section	Overall	800m	600m	400m	200m
Section Times	0:58.75 [3] (0:13.34)	0:45.41 [4] (0:10.80)	0:34.61 [4] (0:11.04)	0:23.57 [3] (0:11.07)	0:12.50 [2] (0:12.50)
Average Speed [km/h]	54.1	67.3	65.8	65.2	57.4
Top Speed [km/h]	69.0	68.4	67.8	67.9	62.3
Avg. Dist. to Rail [m]	4.5	2.6	2.0	4.4	4.9
Avg. Stride Freq. [Hz]	2.3	2.4	2.4	2.4	2.3
Avg. Stride Length [m]	6.4	7.7	7.7	7.4	6.9



- [] Ranking at each section and finish
- .-.- No data available at this section
- NA No data available



Horse/Jockey Name	Uncle Ian
Final Rank	4
Fastest Section Time (Section)	0:10.89 (800m)
Top Speed [km/h] (Section)	68.3 (800m)
Race State	Finished



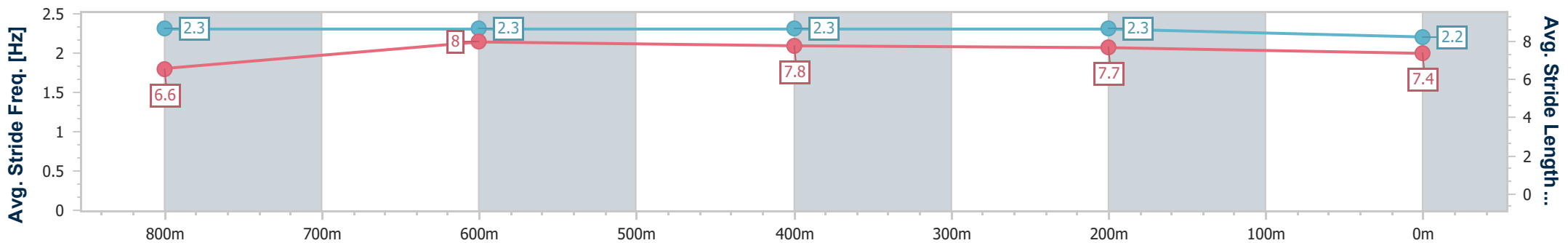
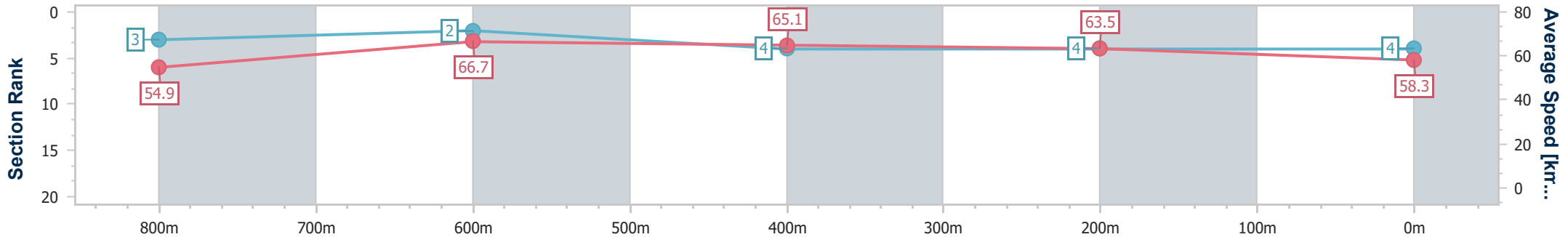
Sunshine Coast QLD Professional
 Race 2: BENNETT & BENNETT QTIS Three-Year-Old Maiden
 Plate - 1000m



27 September 2024 - 18:30

Track Rating: Soft 5, Weather: Overcast, Rail Position: +2m Entire

Section	Overall	800m	600m	400m	200m
Section Times	0:58.89 [4] (0:13.14)	0:45.75 [3] (0:10.89)	0:34.86 [2] (0:11.16)	0:23.70 [4] (0:11.35)	0:12.35 [4] (0:12.35)
Average Speed [km/h]	54.9	66.7	65.1	63.5	58.3
Top Speed [km/h]	67.7	68.3	66.0	65.6	60.8
Avg. Dist. to Rail [m]	5.3	3.3	1.3	5.4	8.7
Avg. Stride Freq. [Hz]	2.3	2.3	2.3	2.3	2.2
Avg. Stride Length [m]	6.6	8.0	7.8	7.7	7.4



- [] Ranking at each section and finish
- .-.- No data available at this section
- NA No data available



Horse/Jockey Name	Welly
Final Rank	5
Fastest Section Time (Section)	0:10.91 (800m)
Top Speed [km/h] (Section)	68.2 (800m)
Race State	Finished



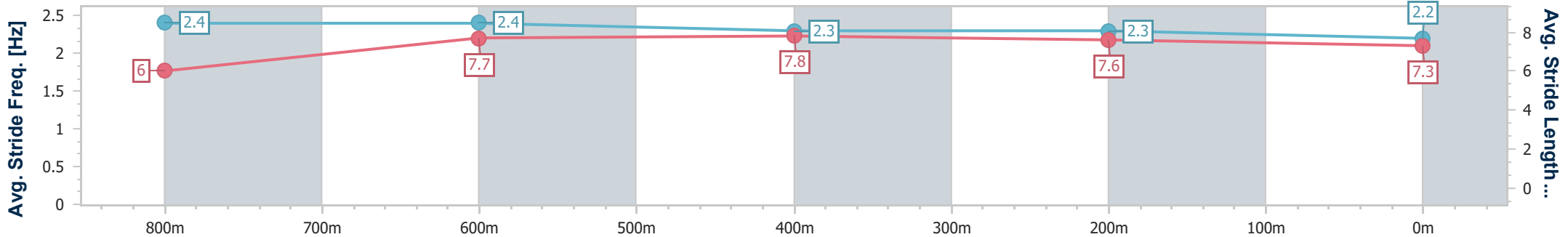
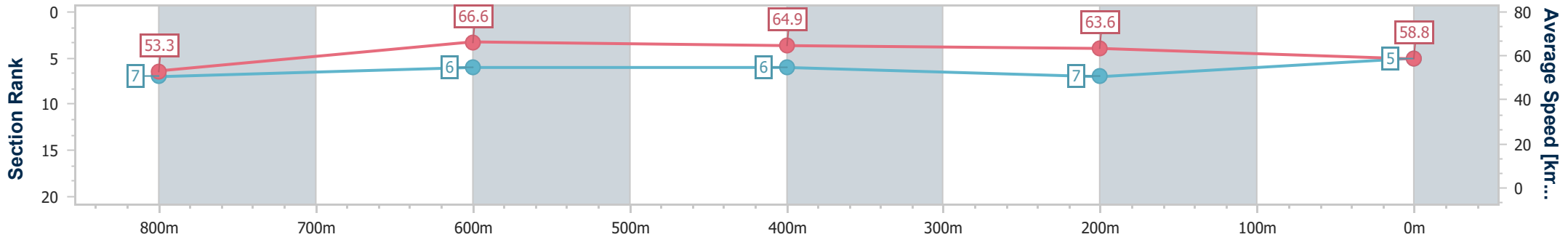
Sunshine Coast QLD Professional
 Race 2: BENNETT & BENNETT QTIS Three-Year-Old Maiden
 Plate - 1000m



27 September 2024 - 18:30

Track Rating: Soft 5, Weather: Overcast, Rail Position: +2m Entire

Section	Overall	800m	600m	400m	200m
Section Times	0:59.17 [5] (0:13.50)	0:45.67 [7] (0:10.91)	0:34.76 [6] (0:11.14)	0:23.62 [6] (0:11.34)	0:12.28 [7] (0:12.28)
Average Speed [km/h]	53.3	66.6	64.9	63.6	58.8
Top Speed [km/h]	68.2	68.2	66.7	64.9	61.3
Avg. Dist. to Rail [m]	3.0	2.3	1.1	3.9	7.4
Avg. Stride Freq. [Hz]	2.4	2.4	2.3	2.3	2.2
Avg. Stride Length [m]	6.0	7.7	7.8	7.6	7.3



- [] Ranking at each section and finish
- .-.- No data available at this section
- NA No data available



Horse/Jockey Name	Tengun Annie
Final Rank	6
Fastest Section Time (Section)	0:11.05 (800m)
Top Speed [km/h] (Section)	67.7 (600m)
Race State	Finished



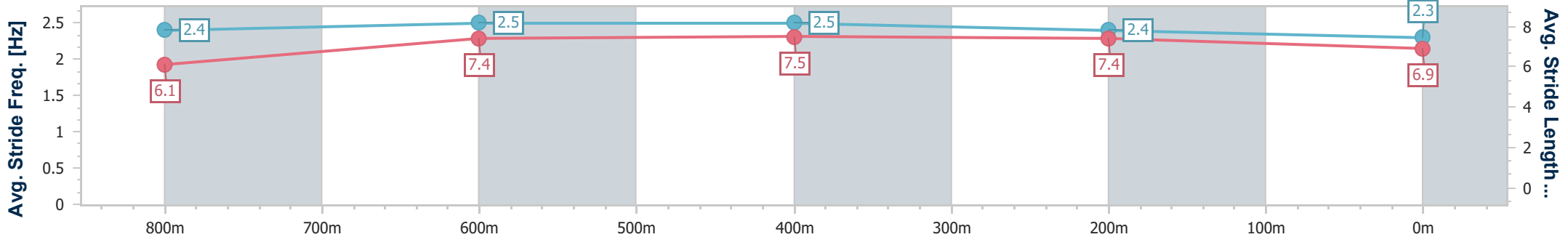
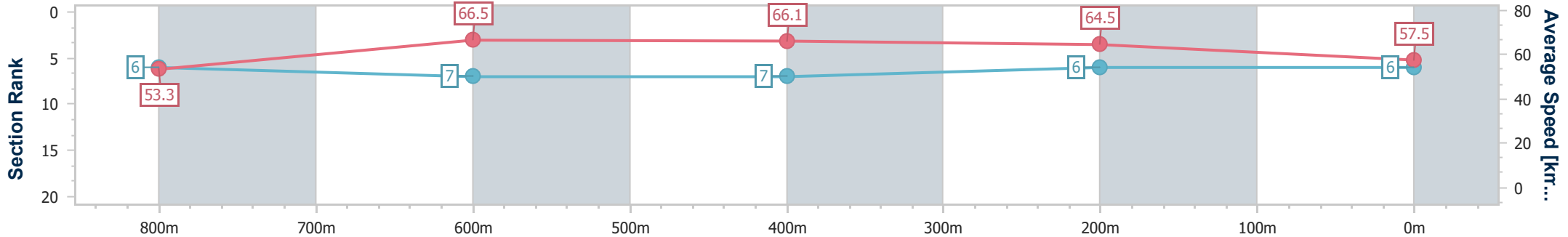
Sunshine Coast QLD Professional
 Race 2: BENNETT & BENNETT QTIS Three-Year-Old Maiden
 Plate - 1000m



27 September 2024 - 18:30

Track Rating: Soft 5, Weather: Overcast, Rail Position: +2m Entire

Section	Overall	800m	600m	400m	200m
Section Times	0:59.32 [6] (0:13.49)	0:45.83 [6] (0:11.05)	0:34.78 [7] (0:11.12)	0:23.66 [7] (0:11.18)	0:12.48 [6] (0:12.48)
Average Speed [km/h]	53.3	66.5	66.1	64.5	57.5
Top Speed [km/h]	67.0	67.2	67.7	66.2	61.9
Avg. Dist. to Rail [m]	9.9	5.2	3.6	7.1	11.7
Avg. Stride Freq. [Hz]	2.4	2.5	2.5	2.4	2.3
Avg. Stride Length [m]	6.1	7.4	7.5	7.4	6.9



- [] Ranking at each section and finish
- .-.- No data available at this section
- NA No data available



Horse/Jockey Name	Of Course
Final Rank	7
Fastest Section Time (Section)	0:10.89 (800m)
Top Speed [km/h] (Section)	68.6 (800m)
Race State	Finished



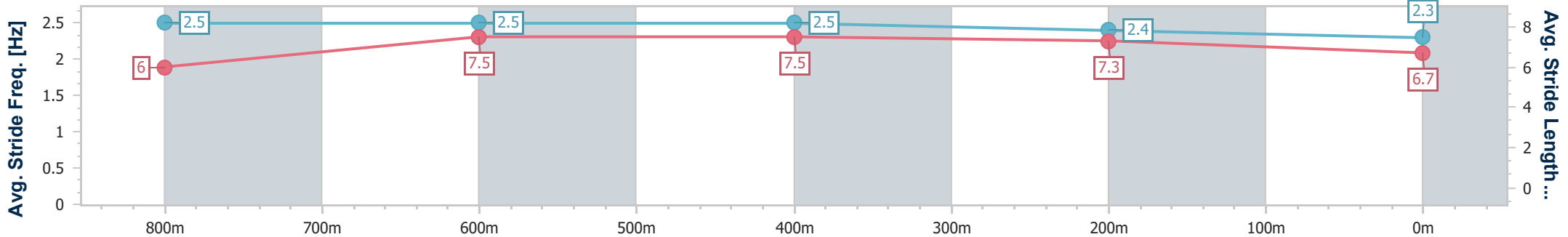
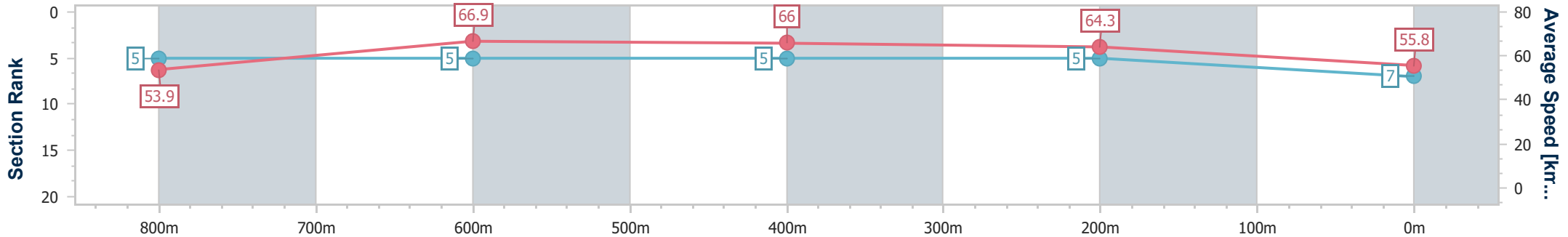
Sunshine Coast QLD Professional
 Race 2: BENNETT & BENNETT QTIS Three-Year-Old Maiden
 Plate - 1000m



27 September 2024 - 18:30

Track Rating: Soft 5, Weather: Overcast, Rail Position: +2m Entire

Section	Overall	800m	600m	400m	200m
Section Times	0:59.49 [7] (0:13.39)	0:46.10 [5] (0:10.89)	0:35.21 [5] (0:11.10)	0:24.11 [5] (0:11.20)	0:12.91 [5] (0:12.91)
Average Speed [km/h]	53.9	66.9	66.0	64.3	55.8
Top Speed [km/h]	67.4	68.6	68.1	66.2	61.5
Avg. Dist. to Rail [m]	7.4	4.3	2.8	7.6	10.2
Avg. Stride Freq. [Hz]	2.5	2.5	2.5	2.4	2.3
Avg. Stride Length [m]	6.0	7.5	7.5	7.3	6.7



- [] Ranking at each section and finish
- .-.- No data available at this section
- NA No data available



Horse/Jockey Name	Valabing
Final Rank	8
Fastest Section Time (Section)	0:10.96 (800m)
Top Speed [km/h] (Section)	68.4 (800m)
Race State	Finished



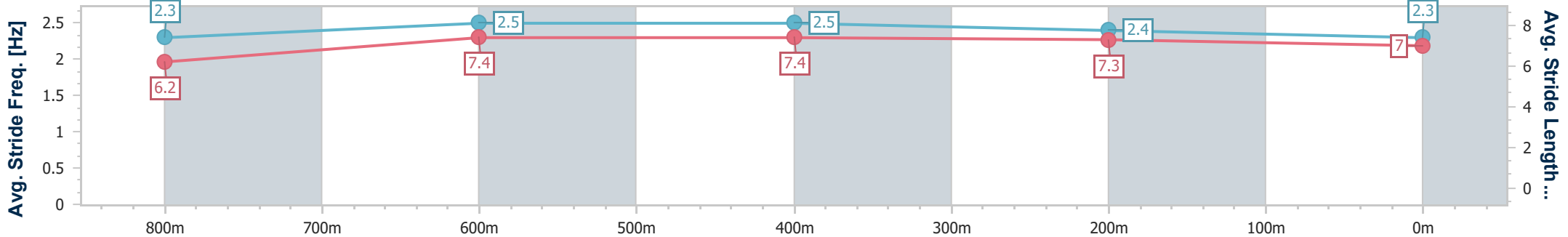
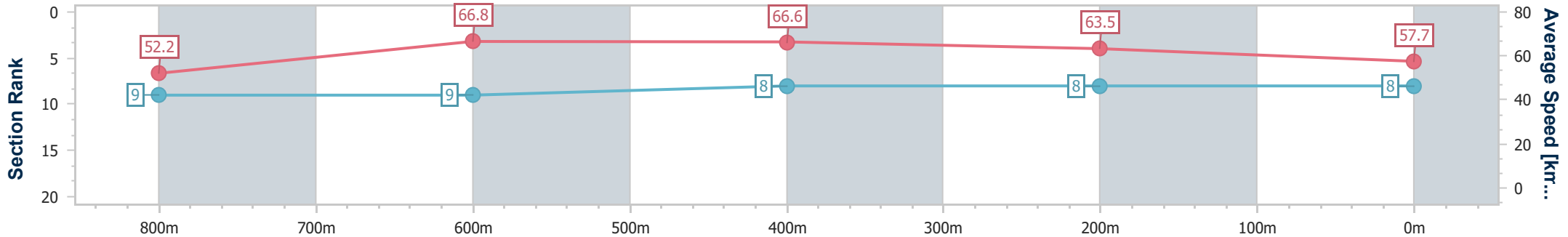
Sunshine Coast QLD Professional
Race 2: BENNETT & BENNETT QTIS Three-Year-Old Maiden
Plate - 1000m



27 September 2024 - 18:30

Track Rating: Soft 5, Weather: Overcast, Rail Position: +2m Entire

Section	Overall	800m	600m	400m	200m
Section Times	0:59.65 [8] (0:13.82)	0:45.83 [9] (0:10.96)	0:34.87 [9] (0:11.05)	0:23.82 [8] (0:11.32)	0:12.50 [8] (0:12.50)
Average Speed [km/h]	52.2	66.8	66.6	63.5	57.7
Top Speed [km/h]	68.3	68.4	67.4	65.0	61.3
Avg. Dist. to Rail [m]	8.3	5.9	3.5	5.9	5.8
Avg. Stride Freq. [Hz]	2.3	2.5	2.5	2.4	2.3
Avg. Stride Length [m]	6.2	7.4	7.4	7.3	7.0



- [] Ranking at each section and finish
- .-.- No data available at this section
- NA No data available



Horse/Jockey Name	Elemiss
Final Rank	9
Fastest Section Time (Section)	0:11.05 (800m)
Top Speed [km/h] (Section)	67.7 (Overall)
Race State	Finished



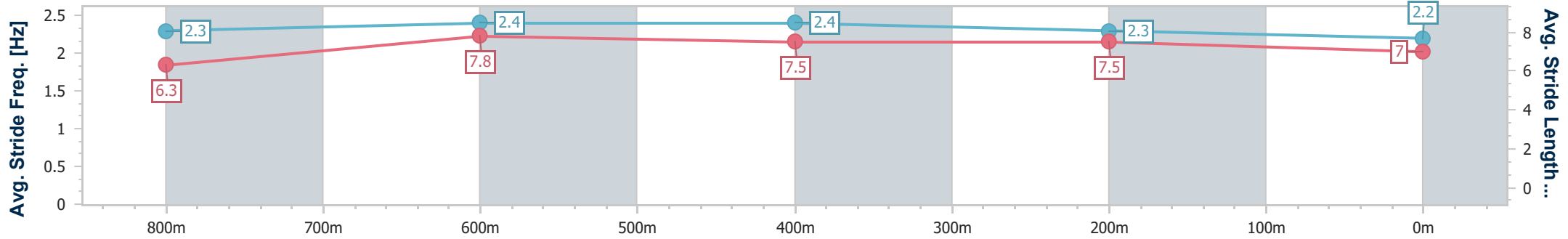
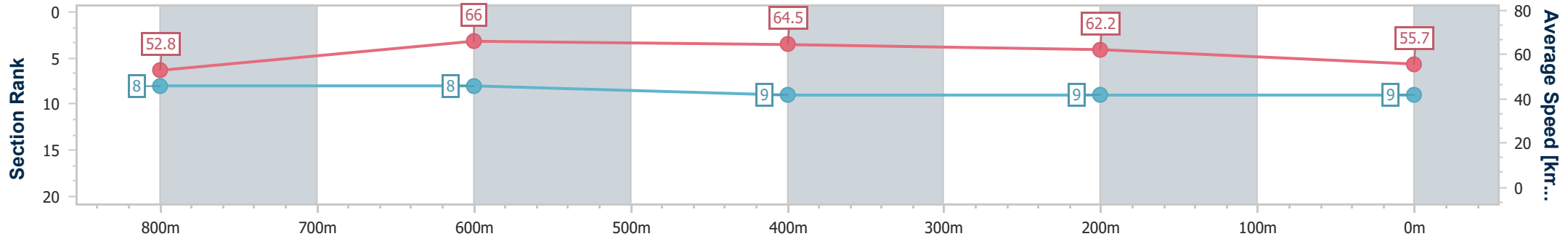
Sunshine Coast QLD Professional
Race 2: BENNETT & BENNETT QTIS Three-Year-Old Maiden Plate - 1000m



27 September 2024 - 18:30

Track Rating: Soft 5, Weather: Overcast, Rail Position: +2m Entire

Section	Overall	800m	600m	400m	200m
Section Times	1:00.44 [9] (0:13.64)	0:46.80 [8] (0:11.05)	0:35.75 [8] (0:11.21)	0:24.54 [9] (0:11.59)	0:12.95 [9] (0:12.95)
Average Speed [km/h]	52.8	66.0	64.5	62.2	55.7
Top Speed [km/h]	67.7	67.1	66.1	63.7	59.5
Avg. Dist. to Rail [m]	5.8	3.6	1.2	3.1	5.5
Avg. Stride Freq. [Hz]	2.3	2.4	2.4	2.3	2.2
Avg. Stride Length [m]	6.3	7.8	7.5	7.5	7.0



- [] Ranking at each section and finish
- .-.- No data available at this section
- NA No data available



Sunshine Coast QLD Professional

Race 3: HARRY REED MEMORIAL BENCHMARK 70 Handicap - 1000m

27 September 2024 - 19:00



Track Rating: Soft 5, Weather: Overcast, Rail Position: +2m Entire

Section		Overall	800m	600m	400m	200m	Last 600m					
Field Times		0:57.71 (0:13.21)	0:44.50 (0:10.73)	0:33.77 (0:10.84)	0:22.93 (0:11.21)	0:11.72 (0:11.72)	0:33.77					
Rank	TAB Horse/Jockey	Barrier	Top Speed [km/h]	Fastest Section	Margin			Distance Travelled [m]				
1	6 ACRES AWAY Angela Jones	4	69.1 Overall	0:10.79 800m	0:57.71 [1] (0:13.21)	0:44.50 [1] (0:10.79)	0:33.71 [2] (0:11.08)	0:22.63 [2] (0:10.91)	0:11.72 [2] (0:11.72)	0:57.71	0:33.71	
2	8 GROOMED Mark Du Plessis	7	68.1 400m	0:10.80 400m	0:57.96 [2] (0:13.63)	0:44.33 [7] (0:11.00)	0:33.33 [8] (0:10.93)	0:22.40 [8] (0:10.80)	0:11.60 [7] (0:11.60)	1.3L	0:33.33	-3
3	9 DEFERENTIAL Tiffani Brooker	5	68.1 400m	0:10.80 400m	0:58.00 [3] (0:13.69)	0:44.31 [8] (0:10.91)	0:33.40 [6] (0:10.81)	0:22.59 [6] (0:10.80)	0:11.79 [4] (0:11.79)	1.5L	0:33.40	-6
4	7 PORT ERIN Boris Thornton	2	68.3 400m	0:10.74 600m	0:58.10 [4] (0:13.61)	0:44.49 [6] (0:11.01)	0:33.48 [7] (0:10.74)	0:22.74 [4] (0:10.74)	0:12.00 [3] (0:12.00)	1.9L	0:33.48	-7
5	1 DOVETAIL DIVA Samantha Collett	1	69.0 800m	0:10.73 800m	0:58.37 [5] (0:13.51)	0:44.86 [4] (0:10.73)	0:34.13 [3] (0:10.92)	0:23.21 [3] (0:11.06)	0:12.15 [5] (0:12.15)	3.4L	0:34.13	-7
6	5 RUSTIC BOOM James Orman	8	68.7 400m	0:10.83 400m	0:58.44 [6] (0:13.55)	0:44.89 [5] (0:10.93)	0:33.96 [5] (0:11.00)	0:22.96 [7] (0:10.83)	0:12.13 [6] (0:12.13)	3.7L	0:33.96	-4
7	10 MR POLAR Rob Thorburn	3	70.3 Overall	0:10.67 800m	0:58.45 [7] (0:13.27)	0:45.18 [2] (0:10.67)	0:34.51 [1] (0:10.84)	0:23.67 [1] (0:11.21)	0:12.46 [1] (0:12.46)	3.8L	0:34.51	-8
8	2 BULSARA Corey Sutherland	6	68.2 800m	0:11.02 800m	0:58.91 [8] (0:13.28)	0:45.63 [3] (0:11.02)	0:34.61 [4] (0:11.10)	0:23.51 [5] (0:11.14)	0:12.37 [8] (0:12.37)	6.3L	0:34.61	-2

Scratched: I Am Voodoo (#4), Heartoni (#3)

[] Ranking at each section and finish
 -:-:- No data available at this section
 NA No data available

SCN Saddle cloth number
 DNF Did not finish
 DNT Did not track



Horse/Jockey Name	Acres Away
Final Rank	1
Fastest Section Time (Section)	0:10.79 (800m)
Top Speed [km/h] (Section)	69.1 (Overall)
Race State	Finished



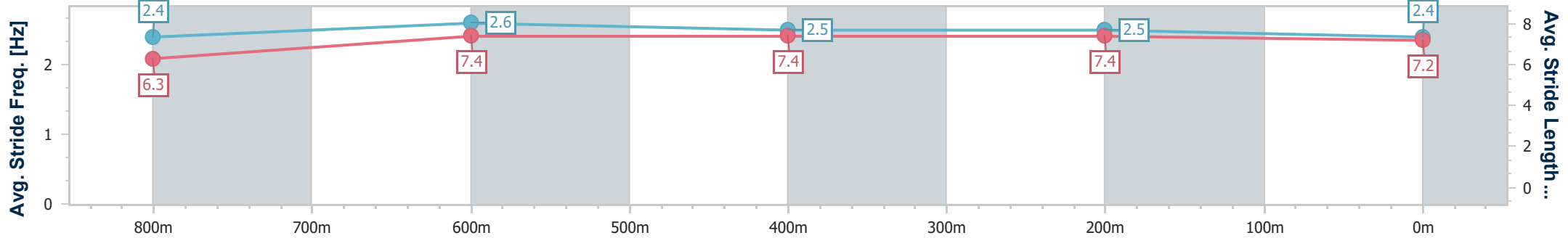
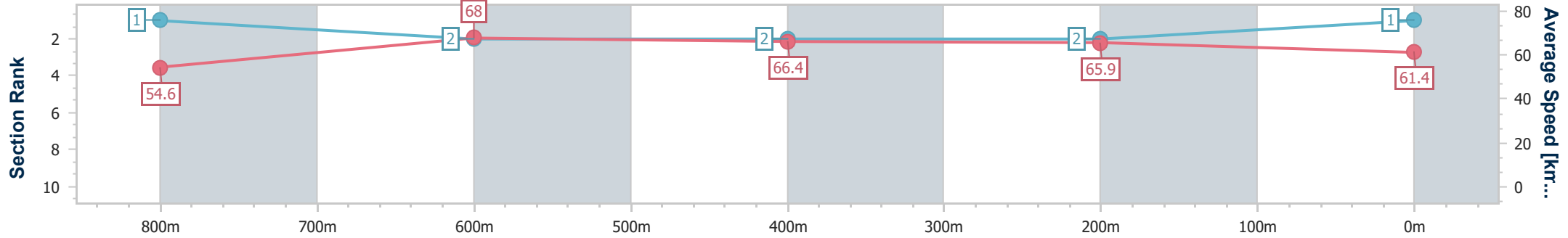
Sunshine Coast QLD Professional
Race 3: HARRY REED MEMORIAL BENCHMARK 70 Handicap - 1000m



27 September 2024 - 19:00

Track Rating: Soft 5, Weather: Overcast, Rail Position: +2m Entire

Section	Overall	800m	600m	400m	200m
Section Times	0:57.71 [1] (0:13.21)	0:44.50 [1] (0:10.79)	0:33.71 [2] (0:11.08)	0:22.63 [2] (0:10.91)	0:11.72 [2] (0:11.72)
Average Speed [km/h]	54.6	68.0	66.4	65.9	61.4
Top Speed [km/h]	69.1	68.9	67.0	67.2	64.1
Avg. Dist. to Rail [m]	5.5	4.9	3.2	5.1	7.3
Avg. Stride Freq. [Hz]	2.4	2.6	2.5	2.5	2.4
Avg. Stride Length [m]	6.3	7.4	7.4	7.4	7.2



- [] Ranking at each section and finish
- .-.- No data available at this section
- NA No data available



Horse/Jockey Name	Groomed
Final Rank	2
Fastest Section Time (Section)	0:10.80 (400m)
Top Speed [km/h] (Section)	68.1 (400m)
Race State	Finished



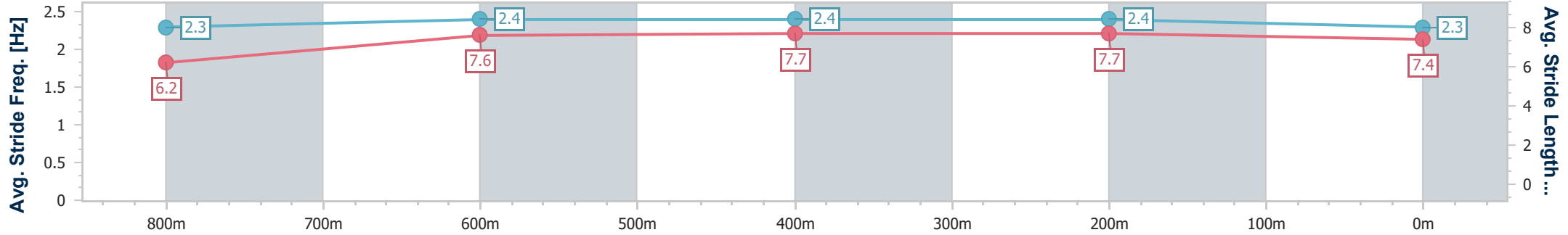
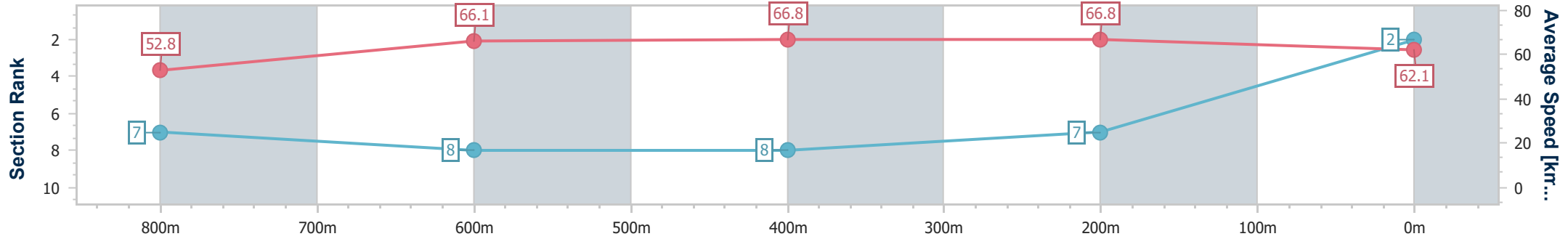
Sunshine Coast QLD Professional
Race 3: HARRY REED MEMORIAL BENCHMARK 70 Handicap - 1000m



27 September 2024 - 19:00

Track Rating: Soft 5, Weather: Overcast, Rail Position: +2m Entire

Section	Overall	800m	600m	400m	200m
Section Times	0:57.96 [2] (0:13.63)	0:44.33 [7] (0:11.00)	0:33.33 [8] (0:10.93)	0:22.40 [8] (0:10.80)	0:11.60 [7] (0:11.60)
Average Speed [km/h]	52.8	66.1	66.8	66.8	62.1
Top Speed [km/h]	67.6	67.0	67.8	68.1	65.2
Avg. Dist. to Rail [m]	7.4	3.1	1.8	4.2	6.9
Avg. Stride Freq. [Hz]	2.3	2.4	2.4	2.4	2.3
Avg. Stride Length [m]	6.2	7.6	7.7	7.7	7.4



- [] Ranking at each section and finish
- .-.- No data available at this section
- NA No data available



Horse/Jockey Name	Deferential
Final Rank	3
Fastest Section Time (Section)	0:10.80 (400m)
Top Speed [km/h] (Section)	68.1 (400m)
Race State	Finished



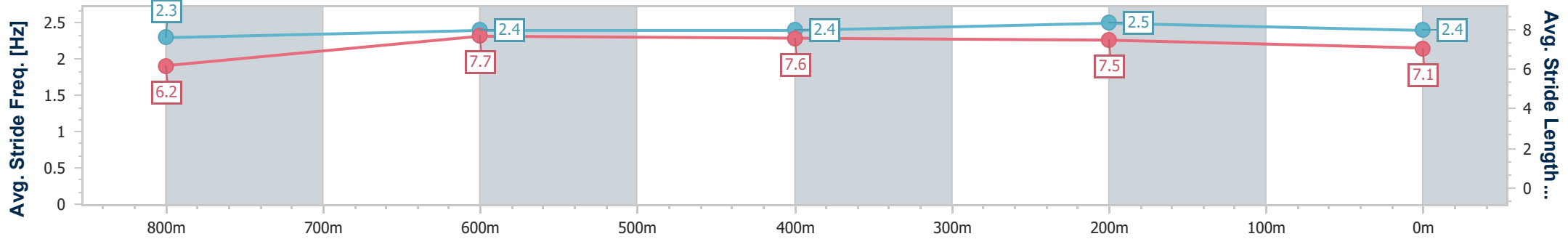
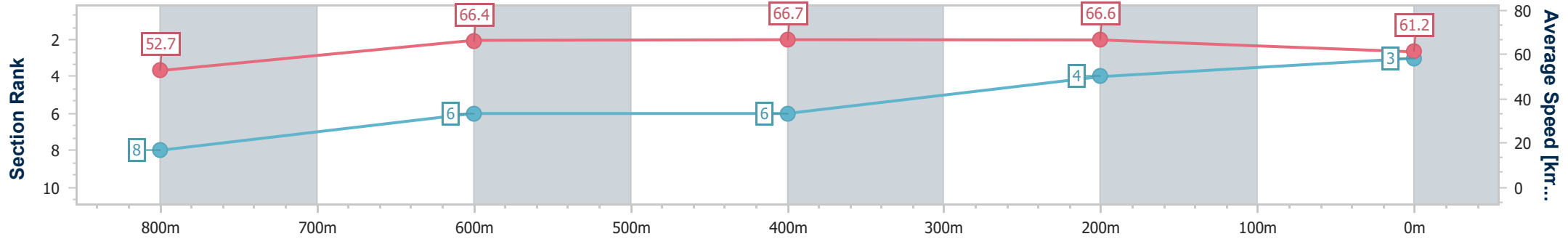
Sunshine Coast QLD Professional
Race 3: HARRY REED MEMORIAL BENCHMARK 70 Handicap - 1000m



27 September 2024 - 19:00

Track Rating: Soft 5, Weather: Overcast, Rail Position: +2m Entire

Section	Overall	800m	600m	400m	200m
Section Times	0:58.00 [3] (0:13.69)	0:44.31 [8] (0:10.91)	0:33.40 [6] (0:10.81)	0:22.59 [6] (0:10.80)	0:11.79 [4] (0:11.79)
Average Speed [km/h]	52.7	66.4	66.7	66.6	61.2
Top Speed [km/h]	67.1	66.9	67.7	68.1	65.1
Avg. Dist. to Rail [m]	5.7	2.6	0.6	2.1	2.6
Avg. Stride Freq. [Hz]	2.3	2.4	2.4	2.5	2.4
Avg. Stride Length [m]	6.2	7.7	7.6	7.5	7.1



- [] Ranking at each section and finish
- .-.- No data available at this section
- NA No data available



Horse/Jockey Name	Port Erin
Final Rank	4
Fastest Section Time (Section)	0:10.74 (600m)
Top Speed [km/h] (Section)	68.3 (400m)
Race State	Finished



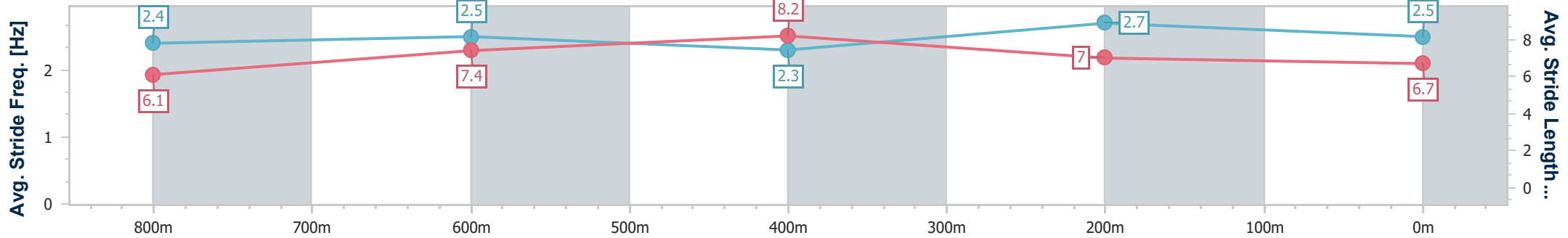
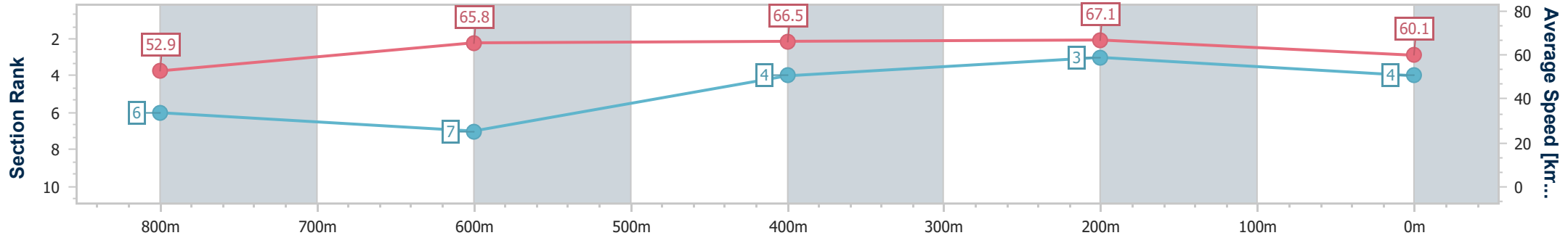
Sunshine Coast QLD Professional
Race 3: HARRY REED MEMORIAL BENCHMARK 70 Handicap - 1000m



27 September 2024 - 19:00

Track Rating: Soft 5, Weather: Overcast, Rail Position: +2m Entire

Section	Overall	800m	600m	400m	200m
Section Times	0:58.10 [4] (0:13.61)	0:44.49 [6] (0:11.01)	0:33.48 [7] (0:10.74)	0:22.74 [4] (0:10.74)	0:12.00 [3] (0:12.00)
Average Speed [km/h]	52.9	65.8	66.5	67.1	60.1
Top Speed [km/h]	68.1	67.8	68.1	68.3	64.4
Avg. Dist. to Rail [m]	2.2	1.8	1.1	3.2	3.9
Avg. Stride Freq. [Hz]	2.4	2.5	2.3	2.7	2.5
Avg. Stride Length [m]	6.1	7.4	8.2	7.0	6.7



- [] Ranking at each section and finish
- .-.- No data available at this section
- NA No data available



Horse/Jockey Name	Dovetail Diva
Final Rank	5
Fastest Section Time (Section)	0:10.73 (800m)
Top Speed [km/h] (Section)	69.0 (800m)
Race State	Finished



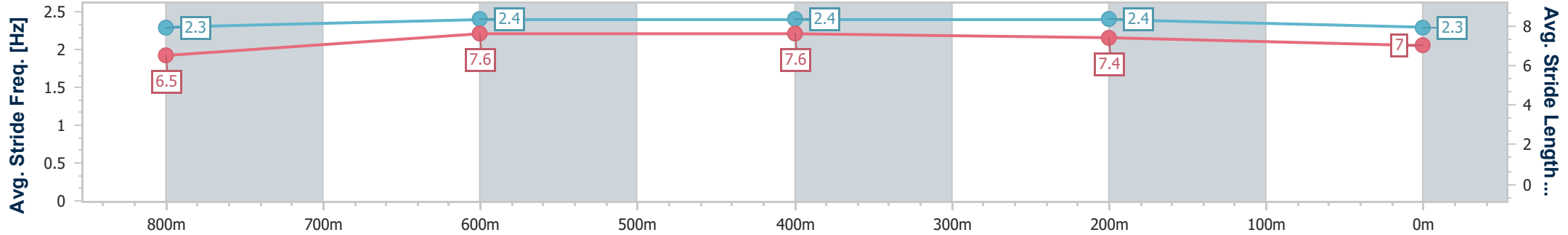
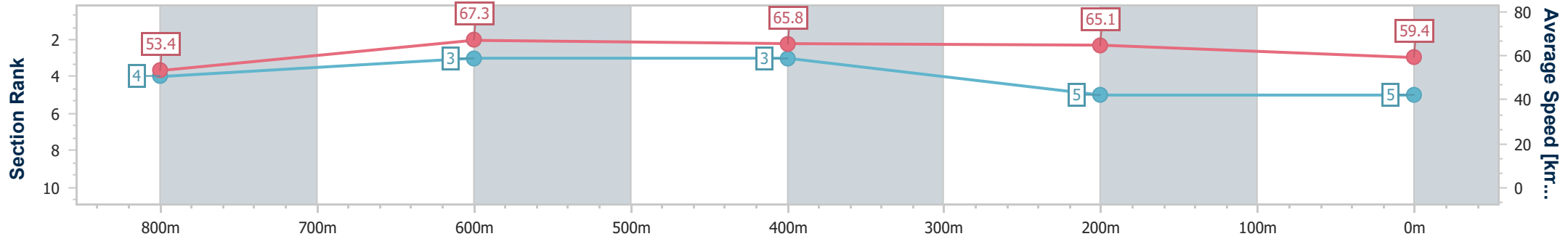
Sunshine Coast QLD Professional
Race 3: HARRY REED MEMORIAL BENCHMARK 70 Handicap - 1000m



27 September 2024 - 19:00

Track Rating: Soft 5, Weather: Overcast, Rail Position: +2m Entire

Section	Overall	800m	600m	400m	200m
Section Times	0:58.37 [5] (0:13.51)	0:44.86 [4] (0:10.73)	0:34.13 [3] (0:10.92)	0:23.21 [3] (0:11.06)	0:12.15 [5] (0:12.15)
Average Speed [km/h]	53.4	67.3	65.8	65.1	59.4
Top Speed [km/h]	68.8	69.0	67.2	67.8	62.8
Avg. Dist. to Rail [m]	2.1	1.2	0.3	3.5	2.6
Avg. Stride Freq. [Hz]	2.3	2.4	2.4	2.4	2.3
Avg. Stride Length [m]	6.5	7.6	7.6	7.4	7.0



- [] Ranking at each section and finish
- .-.- No data available at this section
- NA No data available



Horse/Jockey Name	Rustic Boom
Final Rank	6
Fastest Section Time (Section)	0:10.83 (400m)
Top Speed [km/h] (Section)	68.7 (400m)
Race State	Finished



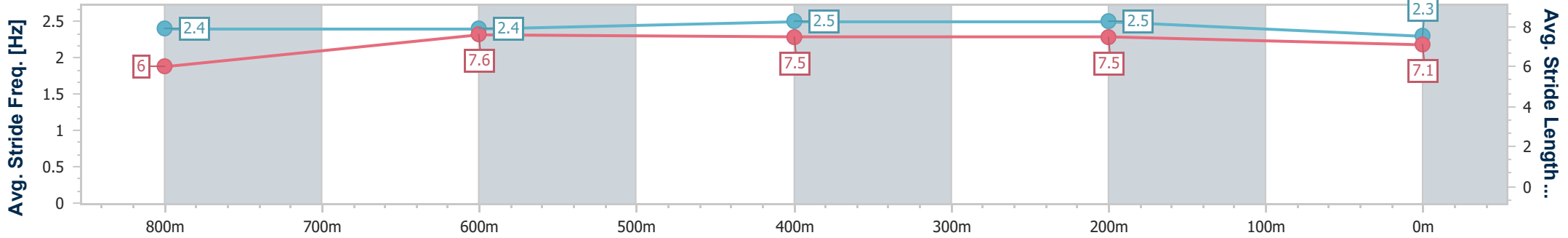
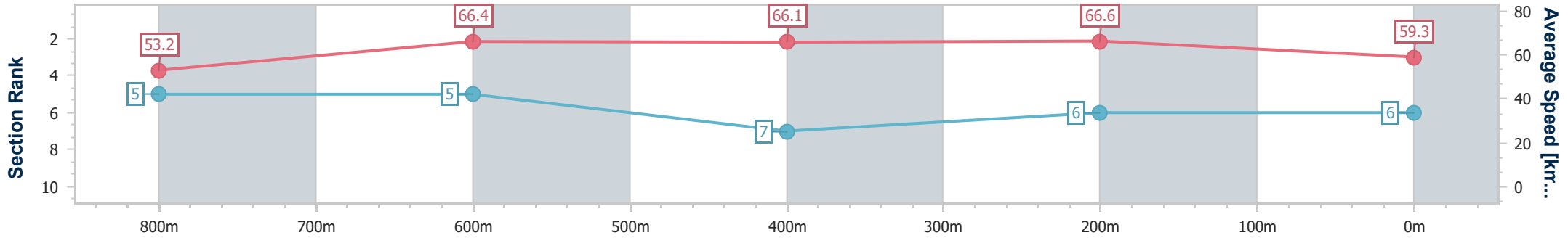
Sunshine Coast QLD Professional
Race 3: HARRY REED MEMORIAL BENCHMARK 70 Handicap - 1000m



27 September 2024 - 19:00

Track Rating: Soft 5, Weather: Overcast, Rail Position: +2m Entire

Section	Overall	800m	600m	400m	200m
Section Times	0:58.44 [6] (0:13.55)	0:44.89 [5] (0:10.93)	0:33.96 [5] (0:11.00)	0:22.96 [7] (0:10.83)	0:12.13 [6] (0:12.13)
Average Speed [km/h]	53.2	66.4	66.1	66.6	59.3
Top Speed [km/h]	68.1	68.1	68.4	68.7	63.2
Avg. Dist. to Rail [m]	7.4	3.2	2.1	5.6	6.8
Avg. Stride Freq. [Hz]	2.4	2.4	2.5	2.5	2.3
Avg. Stride Length [m]	6.0	7.6	7.5	7.5	7.1



- [] Ranking at each section and finish
- .-.- No data available at this section
- NA No data available



Horse/Jockey Name	Mr Polar
Final Rank	7
Fastest Section Time (Section)	0:10.67 (800m)
Top Speed [km/h] (Section)	70.3 (Overall)
Race State	Finished



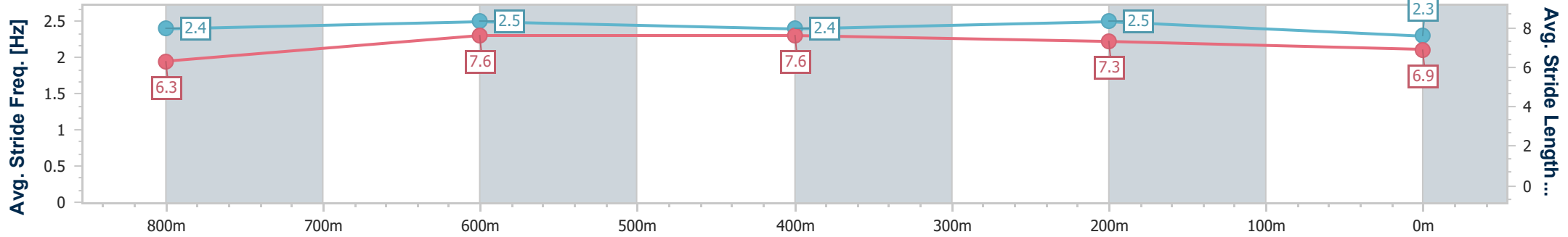
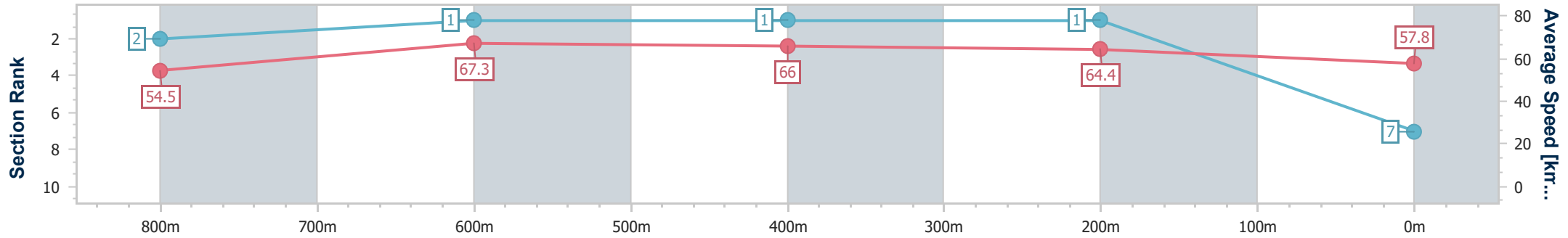
Sunshine Coast QLD Professional
Race 3: HARRY REED MEMORIAL BENCHMARK 70 Handicap - 1000m



27 September 2024 - 19:00

Track Rating: Soft 5, Weather: Overcast, Rail Position: +2m Entire

Section	Overall	800m	600m	400m	200m
Section Times	0:58.45 [7] (0:13.27)	0:45.18 [2] (0:10.67)	0:34.51 [1] (0:10.84)	0:23.67 [1] (0:11.21)	0:12.46 [1] (0:12.46)
Average Speed [km/h]	54.5	67.3	66.0	64.4	57.8
Top Speed [km/h]	70.3	70.3	66.7	65.9	62.9
Avg. Dist. to Rail [m]	4.3	1.9	1.2	1.0	2.7
Avg. Stride Freq. [Hz]	2.4	2.5	2.4	2.5	2.3
Avg. Stride Length [m]	6.3	7.6	7.6	7.3	6.9



- [] Ranking at each section and finish
- .-.- No data available at this section
- NA No data available



Horse/Jockey Name	Bulsara
Final Rank	8
Fastest Section Time (Section)	0:11.02 (800m)
Top Speed [km/h] (Section)	68.2 (800m)
Race State	Finished



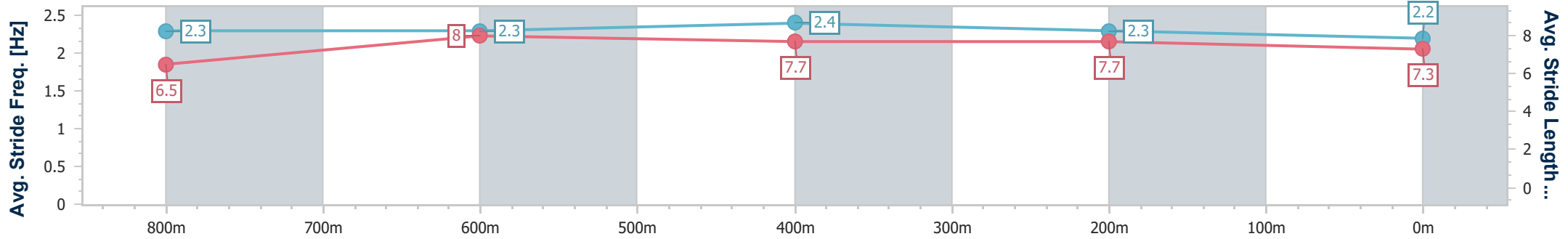
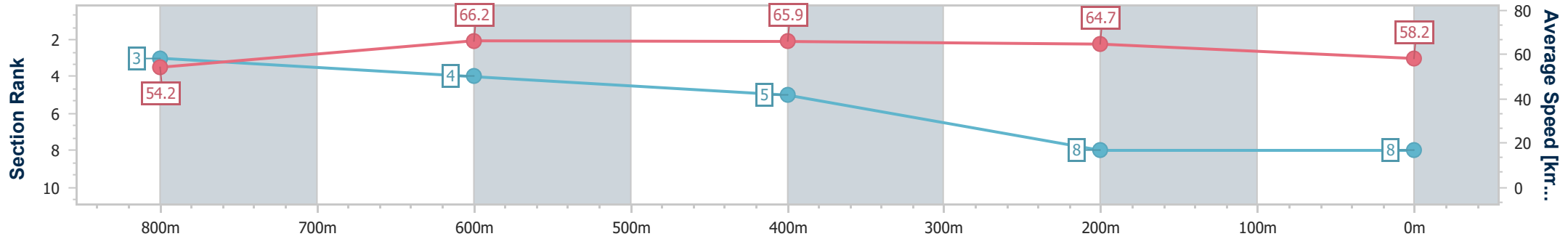
Sunshine Coast QLD Professional
Race 3: HARRY REED MEMORIAL BENCHMARK 70 Handicap - 1000m



27 September 2024 - 19:00

Track Rating: Soft 5, Weather: Overcast, Rail Position: +2m Entire

Section	Overall	800m	600m	400m	200m
Section Times	0:58.91 [8] (0:13.28)	0:45.63 [3] (0:11.02)	0:34.61 [4] (0:11.10)	0:23.51 [5] (0:11.14)	0:12.37 [8] (0:12.37)
Average Speed [km/h]	54.2	66.2	65.9	64.7	58.2
Top Speed [km/h]	68.2	68.2	66.6	66.3	62.2
Avg. Dist. to Rail [m]	7.1	4.3	2.7	6.1	6.5
Avg. Stride Freq. [Hz]	2.3	2.3	2.4	2.3	2.2
Avg. Stride Length [m]	6.5	8.0	7.7	7.7	7.3



- [] Ranking at each section and finish
- .-.- No data available at this section
- NA No data available



Sunshine Coast QLD Professional
Race 4: BRAD READ DESIGN GROUP RATINGS BAND 0 - 58 Handicap - 1000m
27 September 2024 - 19:30



Track Rating: Soft 5, Weather: Overcast, Rail Position: +2m Entire

Section											Last 600m		
Field Times		Overall	800m	600m	400m	200m						0:34.18	
		0:58.25 (0:13.23)	0:45.02 (0:10.84)	0:34.18 (0:11.09)	0:23.09 (0:11.22)	0:11.87 (0:11.87)							
Rank	TAB	Horse/Jockey	Barrier	Top Speed [km/h]	Fastest Section							Margin	Distance Travelled [m]
1	1	DEALING'S DONE Trudy Thornton	4	69.5 800m	0:10.87 400m	0:58.25 [1] (0:13.63)	0:44.62 [7] (0:10.88)	0:33.74 [7] (0:11.12)	0:22.62 [6] (0:10.87)	0:11.75 [4] (0:11.75)	0:58.25	0:33.74	
2	10	REVITUP CHARLIE Kyle Wilson-Taylor	2	68.6 400m	0:10.86 400m	0:58.52 [2] (0:13.80)	0:44.72 [10] (0:10.91)	0:33.81 [8] (0:10.99)	0:22.82 [7] (0:10.86)	0:11.96 [6] (0:11.96)	1.5L	0:33.81	+0
3	5	VIKING VALOUR Shania Willis	1	68.0 Overall	0:10.85 800m	0:58.56 [3] (0:13.28)	0:45.28 [4] (0:10.85)	0:34.43 [3] (0:11.16)	0:23.27 [3] (0:11.09)	0:12.18 [1] (0:12.18)	1.7L	0:34.43	+1
4	7	LOKEN Brodie Moffat	5	70.3 Overall	0:10.96 800m	0:58.61 [4] (0:13.26)	0:45.35 [3] (0:10.96)	0:34.39 [4] (0:11.00)	0:23.39 [2] (0:11.16)	0:12.23 [1] (0:12.23)	1.9L	0:34.39	+3
5	11	THAT'S ALL GOOD Robbie Dolan	6	67.7 600m	0:10.86 400m	0:58.65 [5] (0:14.00)	0:44.65 [11] (0:11.00)	0:33.65 [11] (0:11.16)	0:22.49 [12] (0:10.86)	0:11.63 [9] (0:11.63)	2.1L	0:33.65	+3
6	12	GALLERY MASTER Mark Du Plessis	8	67.9 800m	0:10.86 800m	0:58.71 [6] (0:13.23)	0:45.48 [1] (0:10.86)	0:34.62 [2] (0:11.22)	0:23.40 [4] (0:11.19)	0:12.21 [4] (0:12.21)	2.3L	0:34.62	+6
7	3	OSTERBERG Corey Sutherland	14	68.3 800m	0:10.97 800m	0:58.88 [7] (0:13.53)	0:45.35 [6] (0:10.97)	0:34.38 [5] (0:11.04)	0:23.34 [5] (0:11.06)	0:12.28 [7] (0:12.28)	3.1L	0:34.38	+5
8	4	FLYING RUPERT Georgina Cartwright	10	69.2 800m	0:10.81 800m	0:59.01 [8] (0:13.26)	0:45.75 [2] (0:10.81)	0:34.94 [1] (0:11.09)	0:23.85 [1] (0:11.23)	0:12.62 [3] (0:12.62)	3.9L	0:34.94	+8
9	13	BULL DIMPLE RUM Sean Cormack	9	67.5 800m	0:10.96 600m	0:59.04 [9] (0:14.14)	0:44.90 [12] (0:11.04)	0:33.86 [12] (0:10.96)	0:22.90 [10] (0:10.99)	0:11.91 [11] (0:11.91)	4.1L	0:33.86	+3
10	17	SATURDAY GLORY Ron Stewart	3	67.4 800m	0:10.98 800m	0:59.09 [10] (0:13.53)	0:45.56 [5] (0:10.98)	0:34.58 [6] (0:11.30)	0:23.28 [8] (0:11.16)	0:12.12 [8] (0:12.12)	4.3L	0:34.58	+5

Scratched: Where's Tekay Now (#8), Mr Polar (#2), Jungle Shadows (#9), Say When Suttly (#14), What A Doozy (#16)

[] Ranking at each section and finish
 -:-:- No data available at this section
 NA No data available

SCN Saddle cloth number
 DNF Did not finish
 DNT Did not track



Sunshine Coast QLD Professional
Race 4: BRAD READ DESIGN GROUP RATINGS BAND 0 - 58 Handicap - 1000m
27 September 2024 - 19:30



Track Rating: Soft 5, Weather: Overcast, Rail Position: +2m Entire

Section		Overall	800m	600m	400m	200m	Last 600m					
Field Times		0:58.25 (0:13.23)	0:45.02 (0:10.84)	0:34.18 (0:11.09)	0:23.09 (0:11.22)	0:11.87 (0:11.87)	0:34.18					
Rank	TAB Horse/Jockey	Barrier	Top Speed [km/h]	Fastest Section	Margin					Distance Travelled [m]		
11	6 DON'T CHA WISH Michael Rodd	7	67.6 800m	0:11.12 400m	0:59.51 [11] (0:13.64)	0:45.87 [8] (0:11.15)	0:34.72 [9] (0:11.19)	0:23.53 [9] (0:11.12)	0:12.41 [10] (0:12.41)	6.6L	0:34.72	+7
12	15 VICTORY STATEMENT Minonette Kennedy	13	70.7 600m	0:10.97 600m	0:59.64 [12] (0:14.17)	0:45.47 [13] (0:11.13)	0:34.34 [13] (0:10.97)	0:23.37 [13] (0:11.10)	0:12.27 [12] (0:12.27)	7.4L	0:34.34	+12
13	18 EARLSTON Samantha Collett	11	68.1 800m	0:11.07 800m	0:59.88 [13] (0:13.76)	0:46.12 [9] (0:11.07)	0:35.05 [10] (0:11.32)	0:23.73 [11] (0:11.29)	0:12.44 [13] (0:12.44)	8.7L	0:35.05	+6

Scratched: Where's Tekay Now (#8), Mr Polar (#2), Jungle Shadows (#9), Say When Suttly (#14), What A Doozy (#16)

[] Ranking at each section and finish
 -:-:-:- No data available at this section
 NA No data available

SCN Saddle cloth number
 DNF Did not finish
 DNT Did not track



Horse/Jockey Name	Dealing's Done
Final Rank	1
Fastest Section Time (Section)	0:10.87 (400m)
Top Speed [km/h] (Section)	69.5 (800m)
Race State	Finished



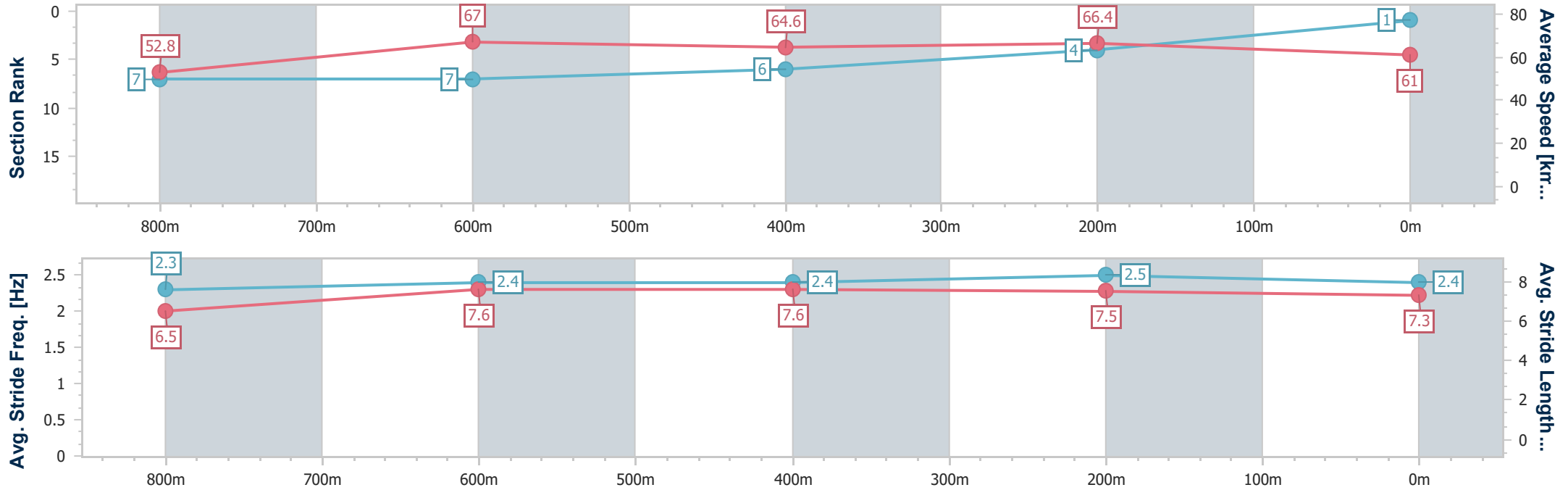
Sunshine Coast QLD Professional
 Race 4: BRAD READ DESIGN GROUP RATINGS BAND 0 - 58
 Handicap - 1000m



27 September 2024 - 19:30

Track Rating: Soft 5, Weather: Overcast, Rail Position: +2m Entire

Section	Overall	800m	600m	400m	200m
Section Times	0:58.25 [1] (0:13.63)	0:44.62 [7] (0:10.88)	0:33.74 [7] (0:11.12)	0:22.62 [6] (0:10.87)	0:11.75 [4] (0:11.75)
Average Speed [km/h]	52.8	67.0	64.6	66.4	61.0
Top Speed [km/h]	68.9	69.5	66.5	67.4	64.3
Avg. Dist. to Rail [m]	4.7	2.6	0.9	2.8	5.8
Avg. Stride Freq. [Hz]	2.3	2.4	2.4	2.5	2.4
Avg. Stride Length [m]	6.5	7.6	7.6	7.5	7.3



- [] Ranking at each section and finish
- .-.- No data available at this section
- NA No data available



Horse/Jockey Name	Revitup Charlie
Final Rank	2
Fastest Section Time (Section)	0:10.86 (400m)
Top Speed [km/h] (Section)	68.6 (400m)
Race State	Finished



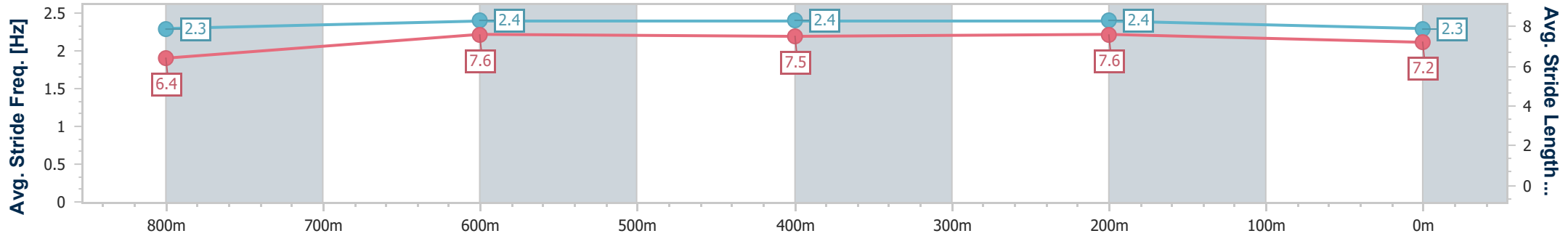
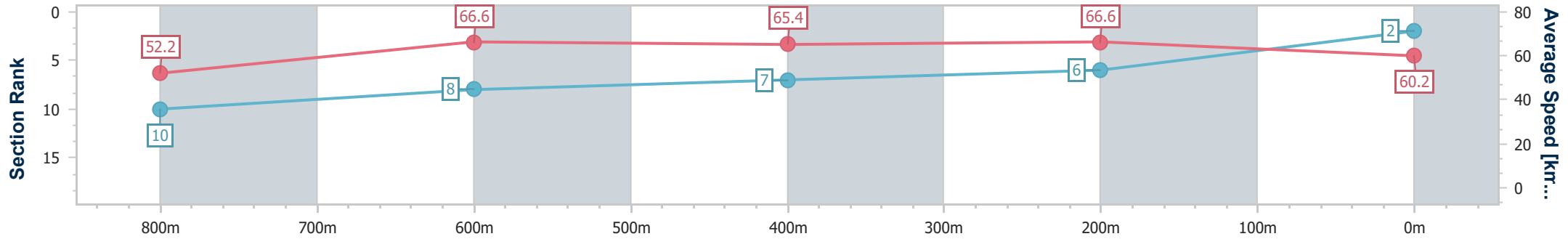
Sunshine Coast QLD Professional
 Race 4: BRAD READ DESIGN GROUP RATINGS BAND 0 - 58
 Handicap - 1000m



27 September 2024 - 19:30

Track Rating: Soft 5, Weather: Overcast, Rail Position: +2m Entire

Section	Overall	800m	600m	400m	200m
Section Times	0:58.52 [2] (0:13.80)	0:44.72 [10] (0:10.91)	0:33.81 [8] (0:10.99)	0:22.82 [7] (0:10.86)	0:11.96 [6] (0:11.96)
Average Speed [km/h]	52.2	66.6	65.4	66.6	60.2
Top Speed [km/h]	67.7	67.7	66.4	68.6	63.7
Avg. Dist. to Rail [m]	3.7	2.9	0.4	5.7	9.1
Avg. Stride Freq. [Hz]	2.3	2.4	2.4	2.4	2.3
Avg. Stride Length [m]	6.4	7.6	7.5	7.6	7.2



- [] Ranking at each section and finish
- .-.- No data available at this section
- NA No data available



Horse/Jockey Name	Viking Valour
Final Rank	3
Fastest Section Time (Section)	0:10.85 (800m)
Top Speed [km/h] (Section)	68.0 (Overall)
Race State	Finished



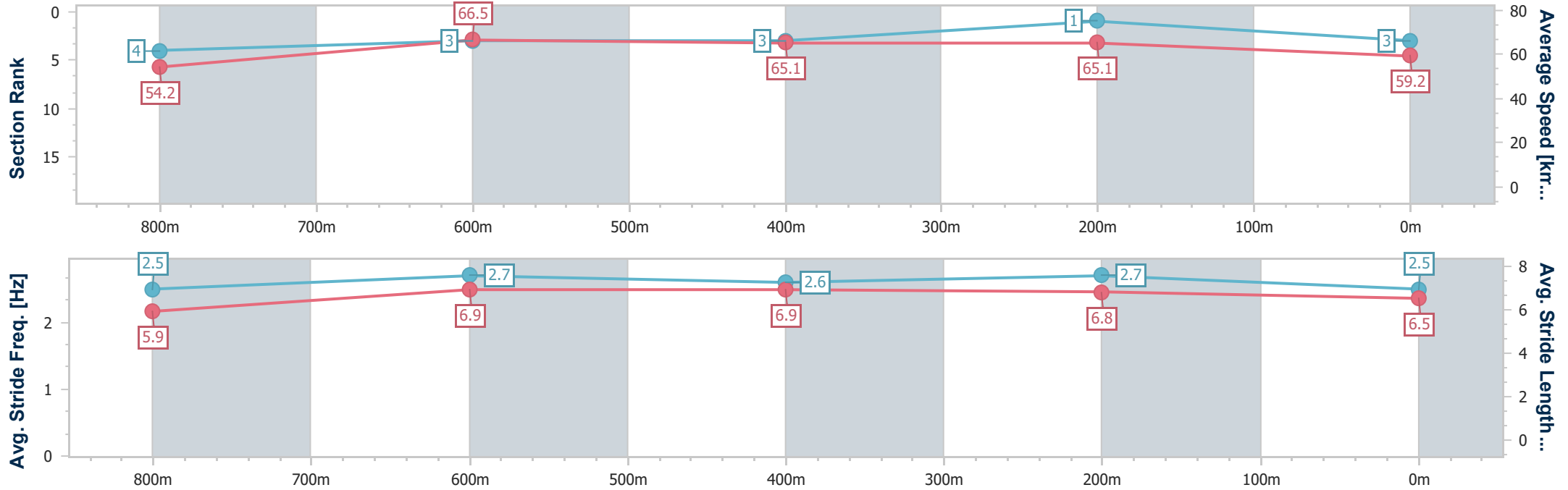
Sunshine Coast QLD Professional
 Race 4: BRAD READ DESIGN GROUP RATINGS BAND 0 - 58
 Handicap - 1000m



27 September 2024 - 19:30

Track Rating: Soft 5, Weather: Overcast, Rail Position: +2m Entire

Section	Overall	800m	600m	400m	200m
Section Times	0:58.56 [3] (0:13.28)	0:45.28 [4] (0:10.85)	0:34.43 [3] (0:11.16)	0:23.27 [3] (0:11.09)	0:12.18 [1] (0:12.18)
Average Speed [km/h]	54.2	66.5	65.1	65.1	59.2
Top Speed [km/h]	68.0	68.0	66.9	66.2	63.8
Avg. Dist. to Rail [m]	2.5	1.6	1.5	6.6	9.2
Avg. Stride Freq. [Hz]	2.5	2.7	2.6	2.7	2.5
Avg. Stride Length [m]	5.9	6.9	6.9	6.8	6.5



- [] Ranking at each section and finish
- .-.- No data available at this section
- NA No data available



Horse/Jockey Name	Loken
Final Rank	4
Fastest Section Time (Section)	0:10.96 (800m)
Top Speed [km/h] (Section)	70.3 (Overall)
Race State	Finished



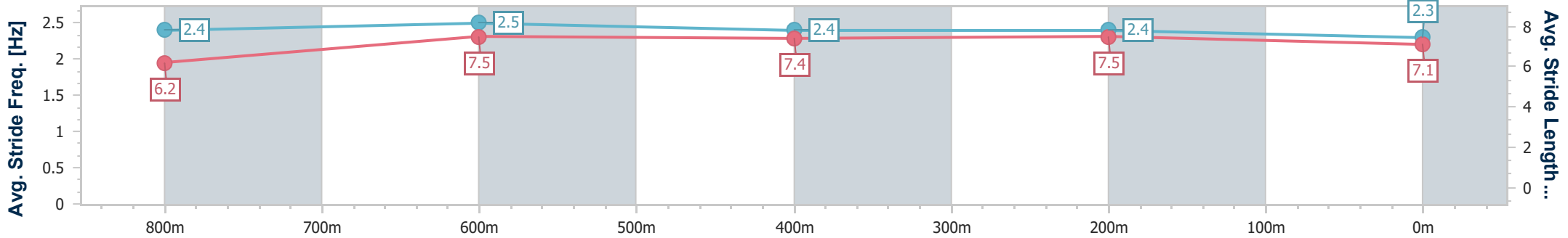
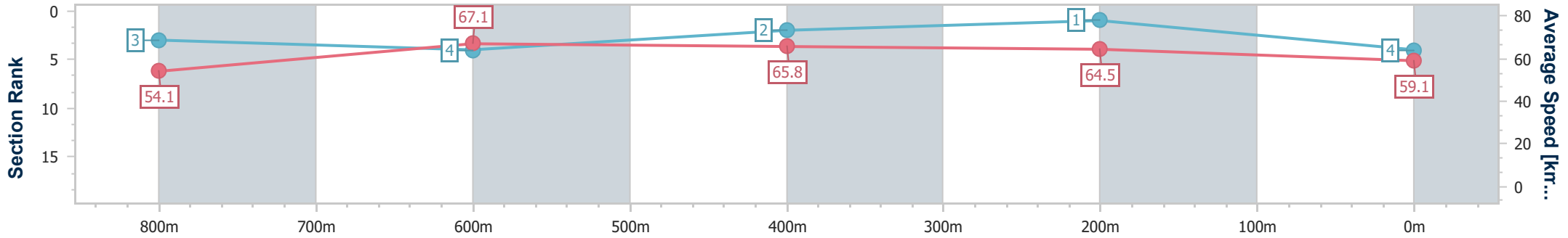
Sunshine Coast QLD Professional
 Race 4: BRAD READ DESIGN GROUP RATINGS BAND 0 - 58
 Handicap - 1000m



27 September 2024 - 19:30

Track Rating: Soft 5, Weather: Overcast, Rail Position: +2m Entire

Section	Overall	800m	600m	400m	200m
Section Times	0:58.61 [4] (0:13.26)	0:45.35 [3] (0:10.96)	0:34.39 [4] (0:11.00)	0:23.39 [2] (0:11.16)	0:12.23 [1] (0:12.23)
Average Speed [km/h]	54.1	67.1	65.8	64.5	59.1
Top Speed [km/h]	70.3	70.3	68.5	66.3	62.0
Avg. Dist. to Rail [m]	5.6	4.4	1.3	4.9	9.9
Avg. Stride Freq. [Hz]	2.4	2.5	2.4	2.4	2.3
Avg. Stride Length [m]	6.2	7.5	7.4	7.5	7.1



- [] Ranking at each section and finish
- .-.- No data available at this section
- NA No data available



Horse/Jockey Name	That's All Good
Final Rank	5
Fastest Section Time (Section)	0:10.86 (400m)
Top Speed [km/h] (Section)	67.7 (600m)
Race State	Finished



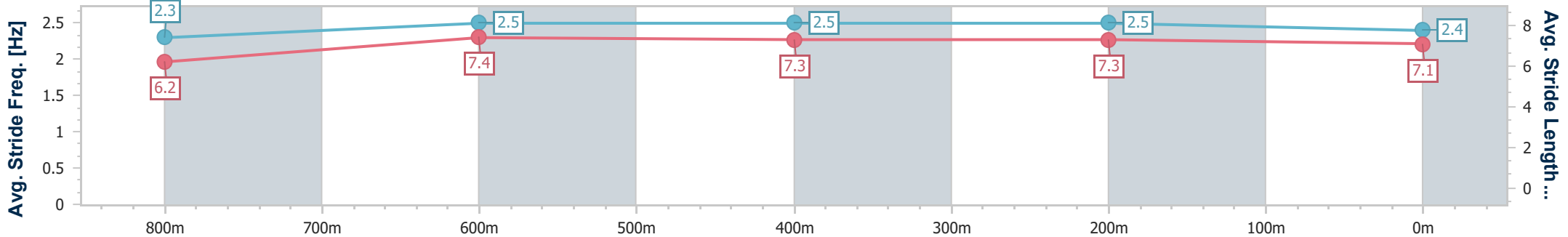
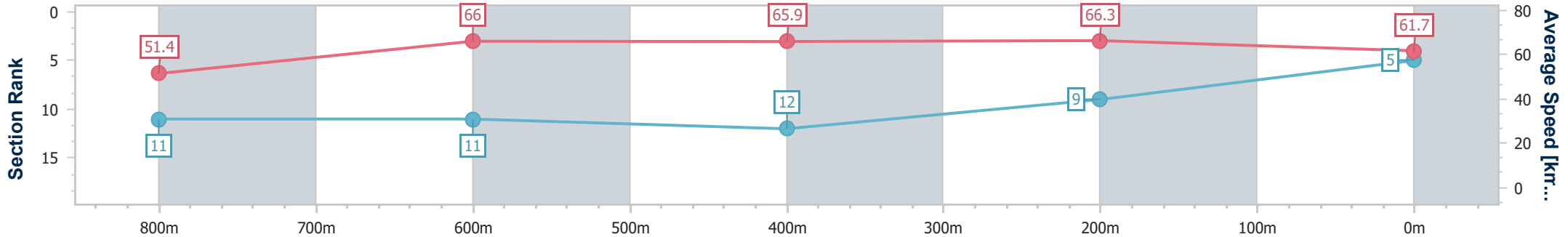
Sunshine Coast QLD Professional
 Race 4: BRAD READ DESIGN GROUP RATINGS BAND 0 - 58
 Handicap - 1000m



27 September 2024 - 19:30

Track Rating: Soft 5, Weather: Overcast, Rail Position: +2m Entire

Section	Overall	800m	600m	400m	200m
Section Times	0:58.65 [5] (0:14.00)	0:44.65 [11] (0:11.00)	0:33.65 [11] (0:11.16)	0:22.49 [12] (0:10.86)	0:11.63 [9] (0:11.63)
Average Speed [km/h]	51.4	66.0	65.9	66.3	61.7
Top Speed [km/h]	64.6	67.3	67.7	67.7	64.3
Avg. Dist. to Rail [m]	6.0	2.7	3.5	5.9	5.1
Avg. Stride Freq. [Hz]	2.3	2.5	2.5	2.5	2.4
Avg. Stride Length [m]	6.2	7.4	7.3	7.3	7.1



- [] Ranking at each section and finish
- .-.- No data available at this section
- NA No data available



Horse/Jockey Name	Gallery Master
Final Rank	6
Fastest Section Time (Section)	0:10.86 (800m)
Top Speed [km/h] (Section)	67.9 (800m)
Race State	Finished



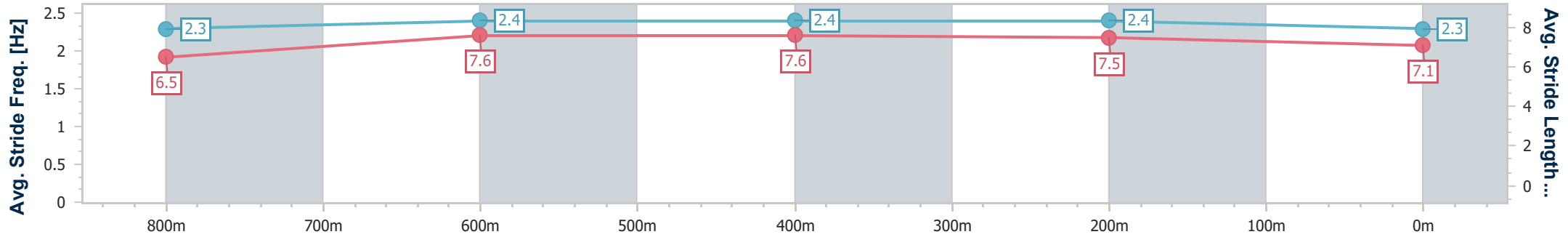
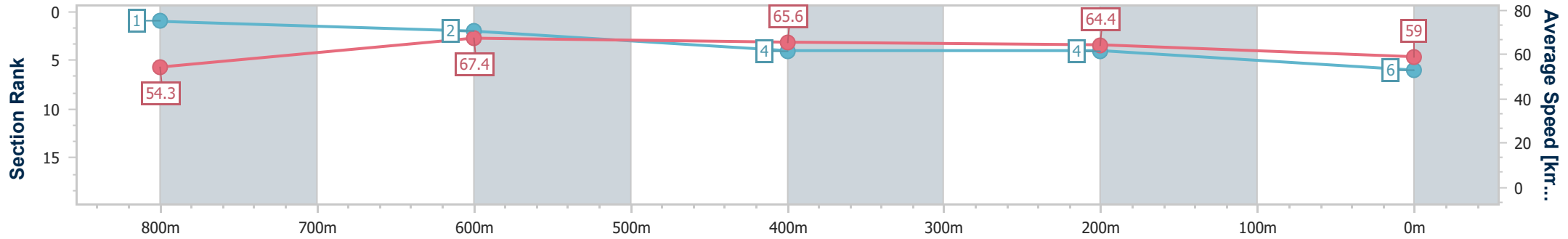
Sunshine Coast QLD Professional
Race 4: BRAD READ DESIGN GROUP RATINGS BAND 0 - 58
Handicap - 1000m



27 September 2024 - 19:30

Track Rating: Soft 5, Weather: Overcast, Rail Position: +2m Entire

Section	Overall	800m	600m	400m	200m
Section Times	0:58.71 [6] (0:13.23)	0:45.48 [1] (0:10.86)	0:34.62 [2] (0:11.22)	0:23.40 [4] (0:11.19)	0:12.21 [4] (0:12.21)
Average Speed [km/h]	54.3	67.4	65.6	64.4	59.0
Top Speed [km/h]	67.7	67.9	67.7	66.1	62.2
Avg. Dist. to Rail [m]	7.7	4.4	3.7	7.4	9.2
Avg. Stride Freq. [Hz]	2.3	2.4	2.4	2.4	2.3
Avg. Stride Length [m]	6.5	7.6	7.6	7.5	7.1



- [] Ranking at each section and finish
- .-.- No data available at this section
- NA No data available



Horse/Jockey Name	Osterberg
Final Rank	7
Fastest Section Time (Section)	0:10.97 (800m)
Top Speed [km/h] (Section)	68.3 (800m)
Race State	Finished



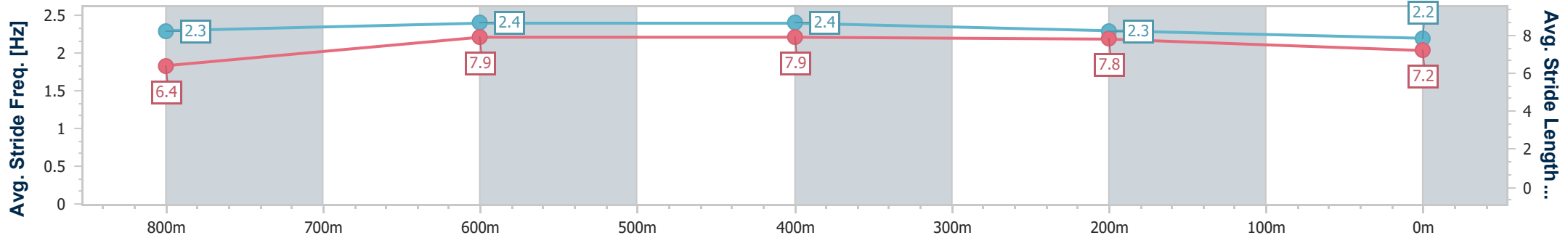
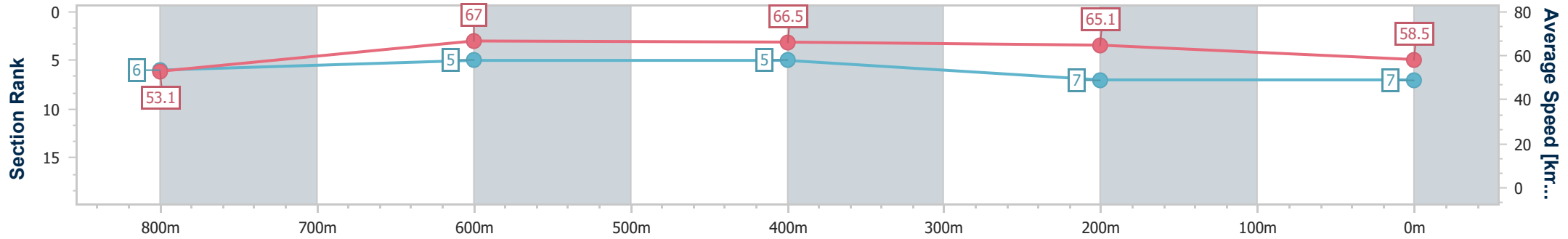
Sunshine Coast QLD Professional
 Race 4: BRAD READ DESIGN GROUP RATINGS BAND 0 - 58
 Handicap - 1000m



27 September 2024 - 19:30

Track Rating: Soft 5, Weather: Overcast, Rail Position: +2m Entire

Section	Overall	800m	600m	400m	200m
Section Times	0:58.88 [7] (0:13.53)	0:45.35 [6] (0:10.97)	0:34.38 [5] (0:11.04)	0:23.34 [5] (0:11.06)	0:12.28 [7] (0:12.28)
Average Speed [km/h]	53.1	67.0	66.5	65.1	58.5
Top Speed [km/h]	67.6	68.3	67.7	67.1	62.8
Avg. Dist. to Rail [m]	11.4	4.8	3.3	8.4	12.1
Avg. Stride Freq. [Hz]	2.3	2.4	2.4	2.3	2.2
Avg. Stride Length [m]	6.4	7.9	7.9	7.8	7.2



- [] Ranking at each section and finish
- .-.- No data available at this section
- NA No data available



Horse/Jockey Name	Flying Rupert
Final Rank	8
Fastest Section Time (Section)	0:10.81 (800m)
Top Speed [km/h] (Section)	69.2 (800m)
Race State	Finished



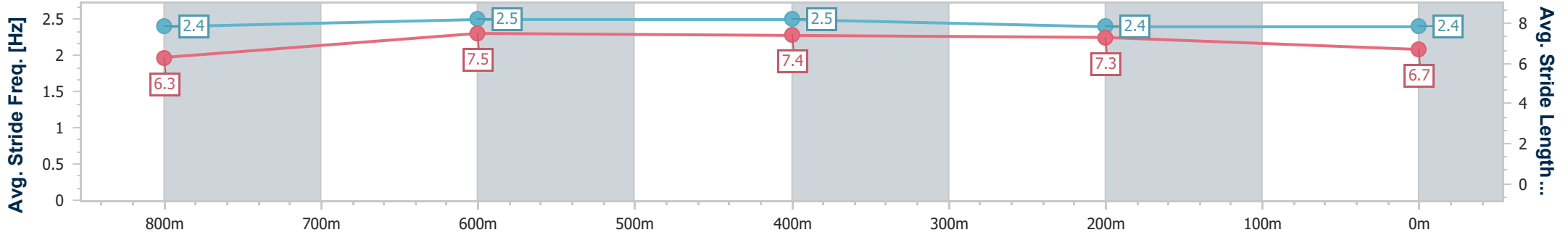
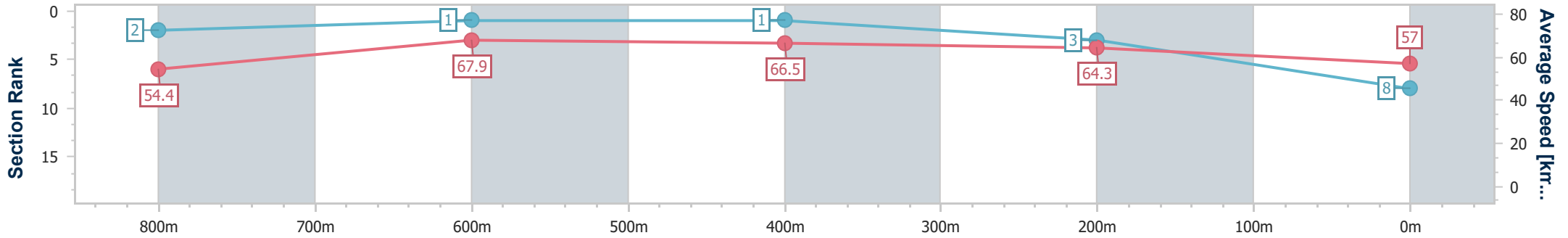
Sunshine Coast QLD Professional
 Race 4: BRAD READ DESIGN GROUP RATINGS BAND 0 - 58
 Handicap - 1000m



27 September 2024 - 19:30

Track Rating: Soft 5, Weather: Overcast, Rail Position: +2m Entire

Section	Overall	800m	600m	400m	200m
Section Times	0:59.01 [8] (0:13.26)	0:45.75 [2] (0:10.81)	0:34.94 [1] (0:11.09)	0:23.85 [1] (0:11.23)	0:12.62 [3] (0:12.62)
Average Speed [km/h]	54.4	67.9	66.5	64.3	57.0
Top Speed [km/h]	67.7	69.2	68.1	66.5	61.6
Avg. Dist. to Rail [m]	9.4	5.2	4.7	8.5	10.4
Avg. Stride Freq. [Hz]	2.4	2.5	2.5	2.4	2.4
Avg. Stride Length [m]	6.3	7.5	7.4	7.3	6.7



- [] Ranking at each section and finish
- .-.- No data available at this section
- NA No data available



Horse/Jockey Name	Bull Dimple Rum
Final Rank	9
Fastest Section Time (Section)	0:10.96 (600m)
Top Speed [km/h] (Section)	67.5 (800m)
Race State	Finished



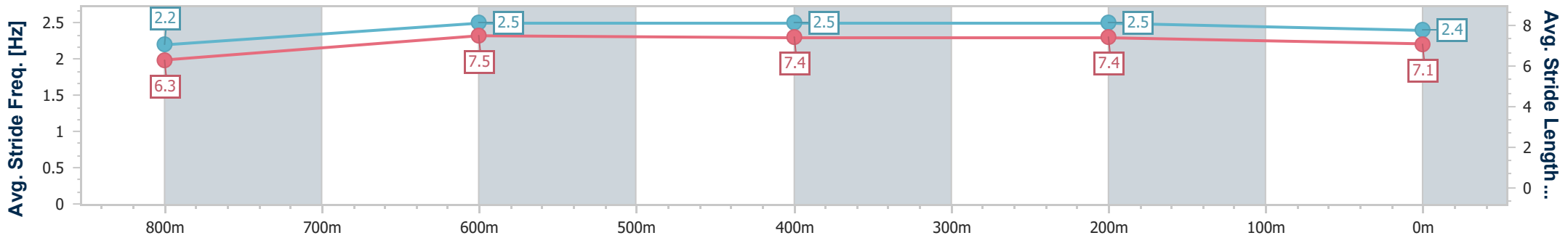
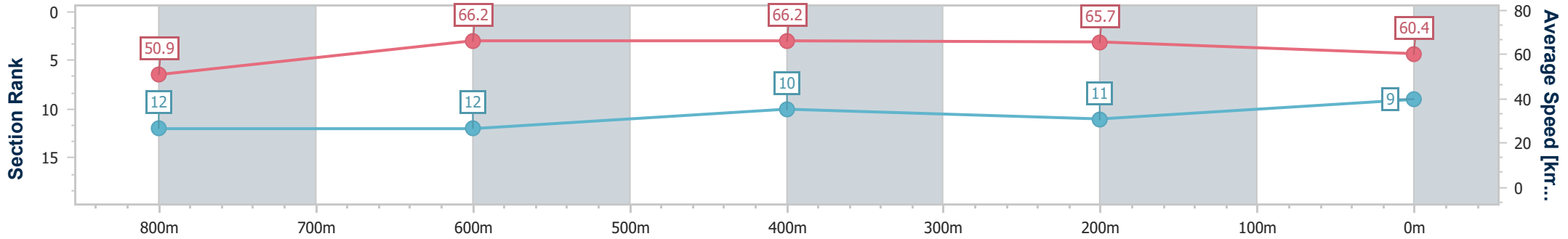
Sunshine Coast QLD Professional
 Race 4: BRAD READ DESIGN GROUP RATINGS BAND 0 - 58
 Handicap - 1000m



27 September 2024 - 19:30

Track Rating: Soft 5, Weather: Overcast, Rail Position: +2m Entire

Section	Overall	800m	600m	400m	200m
Section Times	0:59.04 [9] (0:14.14)	0:44.90 [12] (0:11.04)	0:33.86 [12] (0:10.96)	0:22.90 [10] (0:10.99)	0:11.91 [11] (0:11.91)
Average Speed [km/h]	50.9	66.2	66.2	65.7	60.4
Top Speed [km/h]	64.5	67.5	67.0	66.4	63.5
Avg. Dist. to Rail [m]	7.7	4.3	1.4	7.5	11.5
Avg. Stride Freq. [Hz]	2.2	2.5	2.5	2.5	2.4
Avg. Stride Length [m]	6.3	7.5	7.4	7.4	7.1



- [] Ranking at each section and finish
- .-.- No data available at this section
- NA No data available



Horse/Jockey Name	Saturday Glory
Final Rank	10
Fastest Section Time (Section)	0:10.98 (800m)
Top Speed [km/h] (Section)	67.4 (800m)
Race State	Finished



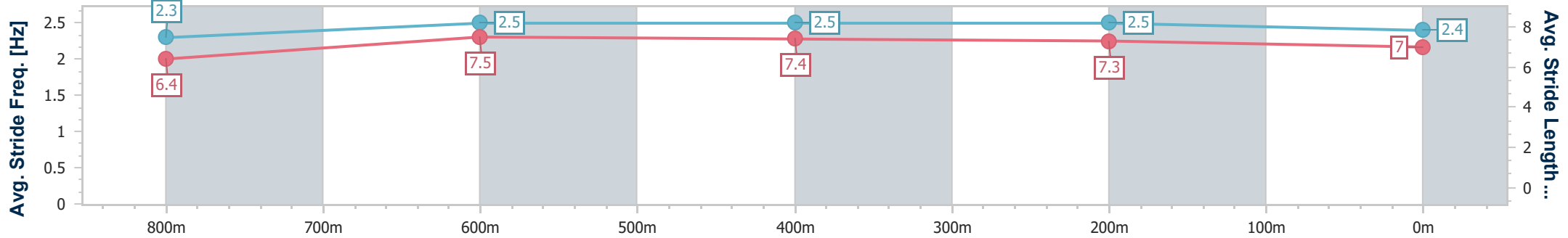
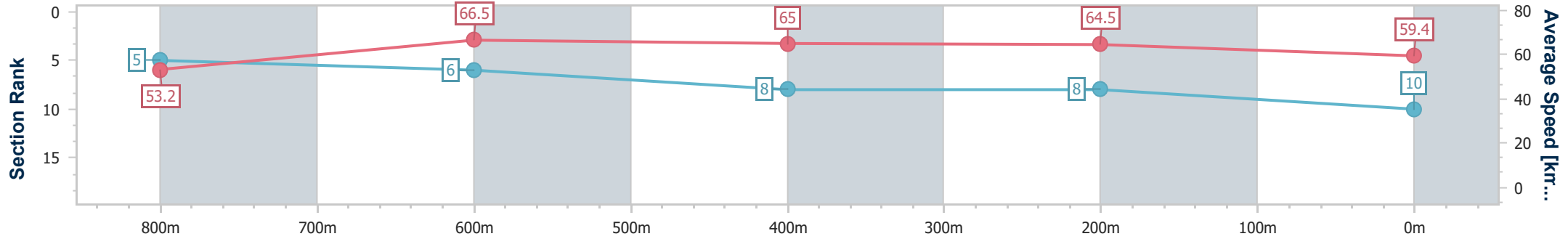
Sunshine Coast QLD Professional
 Race 4: BRAD READ DESIGN GROUP RATINGS BAND 0 - 58
 Handicap - 1000m



27 September 2024 - 19:30

Track Rating: Soft 5, Weather: Overcast, Rail Position: +2m Entire

Section	Overall	800m	600m	400m	200m
Section Times	0:59.09 [10] (0:13.53)	0:45.56 [5] (0:10.98)	0:34.58 [6] (0:11.30)	0:23.28 [8] (0:11.16)	0:12.12 [8] (0:12.12)
Average Speed [km/h]	53.2	66.5	65.0	64.5	59.4
Top Speed [km/h]	67.2	67.4	65.7	67.0	62.1
Avg. Dist. to Rail [m]	4.8	4.2	3.1	8.6	8.5
Avg. Stride Freq. [Hz]	2.3	2.5	2.5	2.5	2.4
Avg. Stride Length [m]	6.4	7.5	7.4	7.3	7.0



- [] Ranking at each section and finish
- .-.- No data available at this section
- NA No data available



Horse/Jockey Name	Don't Cha Wish
Final Rank	11
Fastest Section Time (Section)	0:11.12 (400m)
Top Speed [km/h] (Section)	67.6 (800m)
Race State	Finished



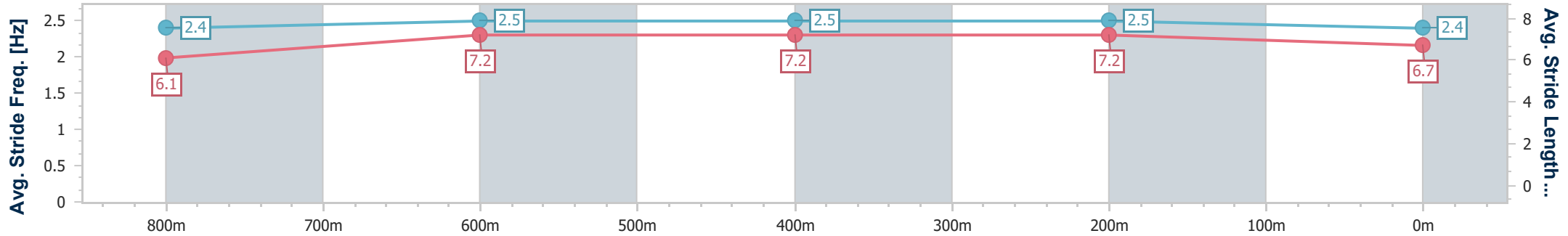
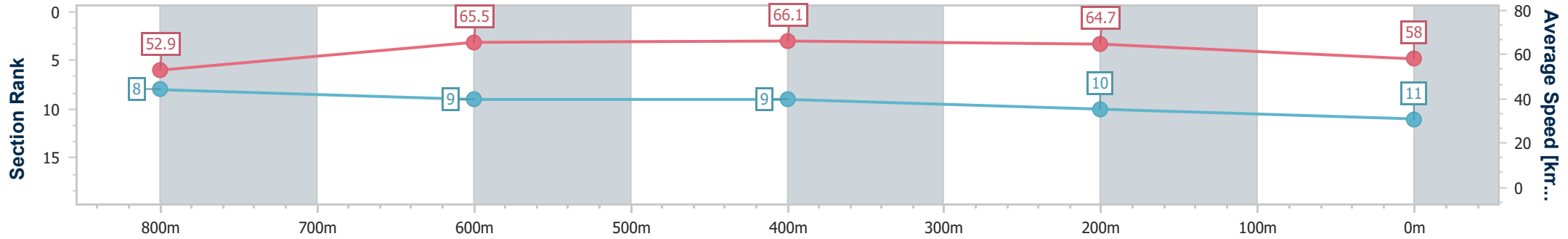
Sunshine Coast QLD Professional
 Race 4: BRAD READ DESIGN GROUP RATINGS BAND 0 - 58
 Handicap - 1000m



27 September 2024 - 19:30

Track Rating: Soft 5, Weather: Overcast, Rail Position: +2m Entire

Section	Overall	800m	600m	400m	200m
Section Times	0:59.51 [11] (0:13.64)	0:45.87 [8] (0:11.15)	0:34.72 [9] (0:11.19)	0:23.53 [9] (0:11.12)	0:12.41 [10] (0:12.41)
Average Speed [km/h]	52.9	65.5	66.1	64.7	58.0
Top Speed [km/h]	67.0	67.6	66.8	66.3	62.8
Avg. Dist. to Rail [m]	7.0	4.5	3.9	9.6	12.1
Avg. Stride Freq. [Hz]	2.4	2.5	2.5	2.5	2.4
Avg. Stride Length [m]	6.1	7.2	7.2	7.2	6.7



- [] Ranking at each section and finish
- .-.-.- No data available at this section
- NA No data available



Horse/Jockey Name	Victory Statement
Final Rank	12
Fastest Section Time (Section)	0:10.97 (600m)
Top Speed [km/h] (Section)	70.7 (600m)
Race State	Finished



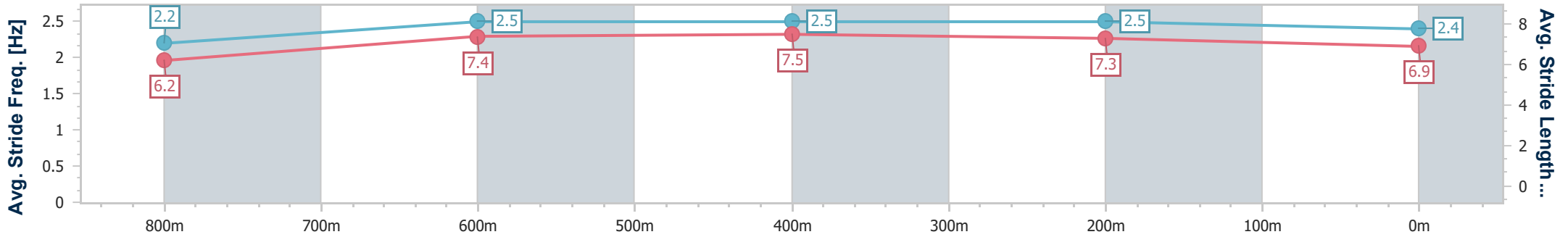
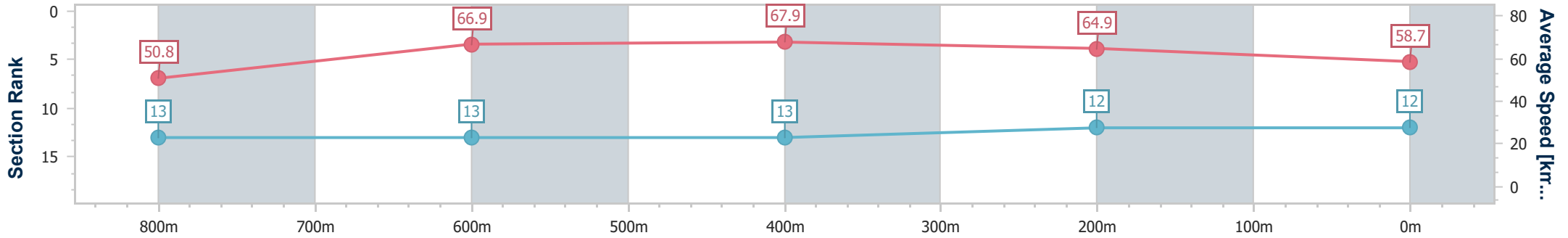
Sunshine Coast QLD Professional
Race 4: BRAD READ DESIGN GROUP RATINGS BAND 0 - 58
Handicap - 1000m



27 September 2024 - 19:30

Track Rating: Soft 5, Weather: Overcast, Rail Position: +2m Entire

Section	Overall	800m	600m	400m	200m
Section Times	0:59.64 [12] (0:14.17)	0:45.47 [13] (0:11.13)	0:34.34 [13] (0:10.97)	0:23.37 [13] (0:11.10)	0:12.27 [12] (0:12.27)
Average Speed [km/h]	50.8	66.9	67.9	64.9	58.7
Top Speed [km/h]	66.6	69.6	70.7	66.2	62.1
Avg. Dist. to Rail [m]	11.3	9.1	5.8	11.1	12.0
Avg. Stride Freq. [Hz]	2.2	2.5	2.5	2.5	2.4
Avg. Stride Length [m]	6.2	7.4	7.5	7.3	6.9



- [] Ranking at each section and finish
- .-.- No data available at this section
- NA No data available



Horse/Jockey Name	Earlston
Final Rank	13
Fastest Section Time (Section)	0:11.07 (800m)
Top Speed [km/h] (Section)	68.1 (800m)
Race State	Finished



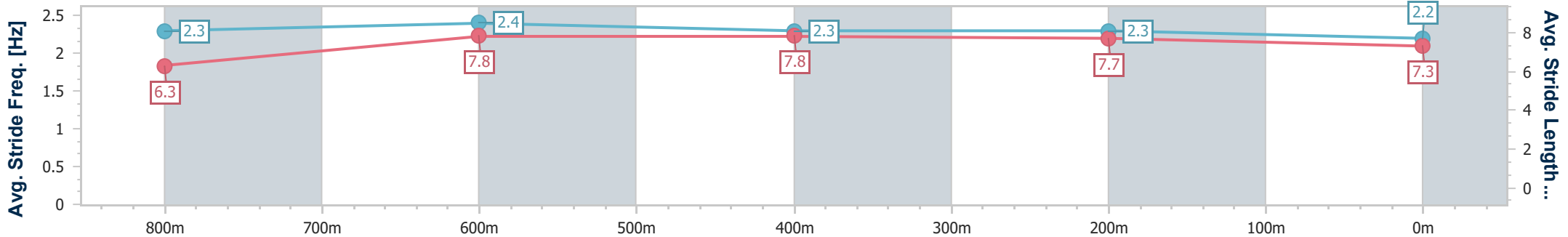
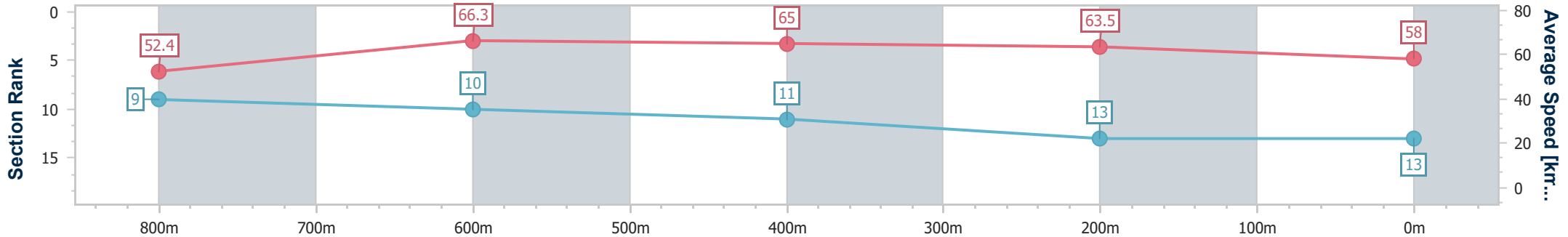
Sunshine Coast QLD Professional
 Race 4: BRAD READ DESIGN GROUP RATINGS BAND 0 - 58
 Handicap - 1000m



27 September 2024 - 19:30

Track Rating: Soft 5, Weather: Overcast, Rail Position: +2m Entire

Section	Overall	800m	600m	400m	200m
Section Times	0:59.88 [13] (0:13.76)	0:46.12 [9] (0:11.07)	0:35.05 [10] (0:11.32)	0:23.73 [11] (0:11.29)	0:12.44 [13] (0:12.44)
Average Speed [km/h]	52.4	66.3	65.0	63.5	58.0
Top Speed [km/h]	67.7	68.1	65.7	65.6	61.2
Avg. Dist. to Rail [m]	10.9	5.9	3.0	8.1	10.3
Avg. Stride Freq. [Hz]	2.3	2.4	2.3	2.3	2.2
Avg. Stride Length [m]	6.3	7.8	7.8	7.7	7.3



- [] Ranking at each section and finish
- .-.- No data available at this section
- NA No data available



Sunshine Coast QLD Professional

Race 5: DOUBLE R GROUP BENCHMARK 65 Handicap - 1400m

27 September 2024 - 20:00



Track Rating: Soft 5, Weather: Overcast, Rail Position: +2m Entire

Section		Field Times											
Overall	1200m	1000m	800m	600m	400m	Last 600m							
1:23.89 (0:13.70)	1:10.19 (0:10.82)	0:59.37 (0:11.50)	0:47.87 (0:11.71)	0:36.16 (0:11.75)	0:24.41 (0:11.96)	0:36.16							
Rank	TAB	Horse/Jockey	Barrier	Top Speed [km/h]	Fastest Section	Overall	1200m	1000m	800m	600m	400m	Last 600m	Distance Travelled [m]
1	1	BILLIONAIR BABY Mark Du Plessis	5	66.1 1200m	0:11.08 1200m	1:23.89 [1] (0:13.92)	1:09.97 [6] (0:11.08)	0:58.89 [5] (0:11.56)	0:47.33 [4] (0:11.83)	0:35.50 [4] (0:11.65)	0:23.85 [4] (0:11.43)	0:35.50	
2	15	YES TO EXCESS Nikita Beriman	4	66.1 1200m	0:11.08 1200m	1:23.94 [2] (0:13.70)	1:10.24 [2] (0:11.08)	0:59.16 [2] (0:11.58)	0:47.58 [3] (0:11.67)	0:35.91 [2] (0:11.70)	0:24.21 [2] (0:11.71)	0:35.91	-5
3	8	CHARLIE'S CASE Taylor Marshall	8	65.6 1200m	0:11.20 1200m	1:24.27 [3] (0:14.21)	1:10.06 [9] (0:11.20)	0:58.86 [9] (0:11.60)	0:47.26 [9] (0:11.93)	0:35.33 [10] (0:11.76)	0:23.57 [10] (0:11.44)	0:35.33	-2
4	5	HALF CROWN Cody Collis	2	65.3 1200m	0:11.28 1200m	1:24.34 [4] (0:13.95)	1:10.39 [7] (0:11.28)	0:59.11 [7] (0:11.63)	0:47.48 [7] (0:11.98)	0:35.50 [8] (0:11.62)	0:23.88 [8] (0:11.53)	0:35.50	+1
5	17	KEEPMEINTHELOPE Kyle Wilson-Taylor	16	66.2 1200m	0:11.23 1200m	1:24.43 [5] (0:14.38)	1:10.05 [11] (0:11.23)	0:58.82 [11] (0:11.42)	0:47.40 [10] (0:11.90)	0:35.50 [9] (0:11.59)	0:23.91 [9] (0:11.44)	0:35.50	+2
6	11	WHISTLING SPIRIT Samantha Collett	6	66.2 1200m	0:11.00 1200m	1:24.48 [6] (0:13.84)	1:10.64 [4] (0:11.00)	0:59.64 [3] (0:11.45)	0:48.19 [2] (0:11.80)	0:36.39 [3] (0:11.89)	0:24.50 [3] (0:11.77)	0:36.39	-3
7	3	GREY ICE Martin Harley	1	64.9 1200m	0:11.27 1200m	1:24.67 [7] (0:13.89)	1:10.78 [5] (0:11.27)	0:59.51 [6] (0:11.70)	0:47.81 [8] (0:11.84)	0:35.97 [7] (0:11.47)	0:24.50 [5] (0:11.70)	0:35.97	-5
8	14	MAMBO DANCER Michael Rodd	9	65.2 1200m	0:11.20 1200m	1:24.77 [8] (0:14.11)	1:10.66 [8] (0:11.20)	0:59.46 [8] (0:11.44)	0:48.02 [6] (0:11.84)	0:36.18 [6] (0:11.65)	0:24.53 [7] (0:11.75)	0:36.18	-2
9	10	ALL THE SHOPS Boris Thornton	3	65.4 1200m	0:11.27 1200m	1:25.06 [9] (0:13.70)	1:11.36 [1] (0:11.27)	1:00.09 [4] (0:11.66)	0:48.43 [5] (0:11.88)	0:36.55 [5] (0:11.72)	0:24.83 [6] (0:11.79)	0:36.55	-4
10	4	ARIZONA DREAMING Corey Sutherland	7	65.5 Overall	0:11.31 1200m	1:25.12 [10] (0:14.24)	1:10.88 [10] (0:11.31)	0:59.57 [10] (0:11.75)	0:47.82 [11] (0:11.83)	0:35.99 [11] (0:11.88)	0:24.11 [11] (0:11.68)	0:35.99	-4

Scratched: Cool Encounter (#2), What A Weekend (#9), Aperitivo (#12), Fearless Thinking (#13), The Punisher (#18), Sunlord (#6)

[] Ranking at each section and finish
 -:-:- No data available at this section
 NA No data available

SCN Saddle cloth number
 DNF Did not finish
 DNT Did not track



Sunshine Coast QLD Professional
Race 5: DOUBLE R GROUP BENCHMARK 65 Handicap - 1400m
27 September 2024 - 20:00



Track Rating: Soft 5, Weather: Overcast, Rail Position: +2m Entire

Section		Overall	1200m	1000m	800m	600m	400m	Last 600m				
Field Times		1:23.89 (0:13.70)	1:10.19 (0:10.82)	0:59.37 (0:11.50)	0:47.87 (0:11.71)	0:36.16 (0:11.75)	0:24.41 (0:11.96)	0:36.16				
Rank	TAB Horse/Jockey	Barrier	Top Speed [km/h]	Fastest Section	Distance Travelled [m]							
11	16 SMOKIN' DE QUO	18	66.8	0:11.05	1:25.46 [11]	1:10.82 [12]	0:59.77 [12]	0:48.14 [12]	0:36.22 [12]	0:24.23 [12]	0:36.22	-3
	Bailey Wheeler		1200m	1200m	(0:14.64)	(0:11.05)	(0:11.63)	(0:11.92)	(0:11.99)	(0:11.75)		
12	7 BELISTIC MAN	17	69.5	0:10.75	1:25.89 [12]	1:12.12 [3]	1:01.37 [1]	0:49.87 [1]	0:38.16 [1]	0:26.41 [1]	0:38.16	-4
	Minonette Kennedy		1200m	1200m	(0:13.77)	(0:10.75)	(0:11.50)	(0:11.71)	(0:11.75)	(0:12.21)		

Scratched: Cool Encounter (#2), What A Weekend (#9), Aperitivo (#12), Fearless Thinking (#13), The Punisher (#18), Sunlord (#6)



Sunshine Coast QLD Professional

Race 5: DOUBLE R GROUP BENCHMARK 65 Handicap - 1400m

27 September 2024 - 20:00



Track Rating: Soft 5, Weather: Overcast, Rail Position: +2m Entire

Section							200m			Last 600m
Field Times							0:12.45			0:36.16
							(0:12.45)			
Rank	TAB	Horse/Jockey	Barrier	Top Speed [km/h]	Fastest Section	Margin			Distance Travelled [m]	
1	1	BILLIONAIR BABY Mark Du Plessis	5	66.1 1200m	0:11.08 1200m	0:12.42 [2] (0:12.42)	1:23.89		0:35.50	
2	15	YES TO EXCESS Nikita Beriman	4	66.1 1200m	0:11.08 1200m	0:12.50 [1] (0:12.50)	0.2L		0:35.91 -5	
3	8	CHARLIE'S CASE Taylor Marshall	8	65.6 1200m	0:11.20 1200m	0:12.13 [10] (0:12.13)	2L		0:35.33 -2	
4	5	HALF CROWN Cody Collis	2	65.3 1200m	0:11.28 1200m	0:12.35 [8] (0:12.35)	2.3L		0:35.50 +1	
5	17	KEEPMEINTHELOPE Kyle Wilson-Taylor	16	66.2 1200m	0:11.23 1200m	0:12.47 [6] (0:12.47)	2.7L		0:35.50 +2	
6	11	WHISTLING SPIRIT Samantha Collett	6	66.2 1200m	0:11.00 1200m	0:12.73 [4] (0:12.73)	2.9L		0:36.39 -3	
7	3	GREY ICE Martin Harley	1	64.9 1200m	0:11.27 1200m	0:12.80 [5] (0:12.80)	3.9L		0:35.97 -5	
8	14	MAMBO DANCER Michael Rodd	9	65.2 1200m	0:11.20 1200m	0:12.78 [7] (0:12.78)	4.4L		0:36.18 -2	
9	10	ALL THE SHOPS Boris Thornton	3	65.4 1200m	0:11.27 1200m	0:13.04 [9] (0:13.04)	5.9L		0:36.55 -4	
10	4	ARIZONA DREAMING Corey Sutherland	7	65.5 Overall	0:11.31 1200m	0:12.43 [11] (0:12.43)	6.1L		0:35.99 -4	

Scratched: Cool Encounter (#2), What A Weekend (#9), Aperitivo (#12), Fearless Thinking (#13), The Punisher (#18), Sunlord (#6)

[] Ranking at each section and finish
 -:-:- No data available at this section
 NA No data available

SCN Saddle cloth number
 DNF Did not finish
 DNT Did not track



Sunshine Coast QLD Professional
Race 5: DOUBLE R GROUP BENCHMARK 65 Handicap - 1400m
27 September 2024 - 20:00



Track Rating: Soft 5, Weather: Overcast, Rail Position: +2m Entire

Section				200m				Last 600m		
Field Times				0:12.45 (0:12.45)				0:36.16		
Rank	TAB	Horse/Jockey	Barrier	Top Speed [km/h]	Fastest Section	Margin			Distance Travelled [m]	
11	16	SMOKIN' DE QUO	18	66.8	0:11.05	0:12.48 [12]	8.1L		0:36.22	-3
		Bailey Wheeler		1200m	1200m	(0:12.48)				
12	7	BELISTIC MAN	17	69.5	0:10.75	0:14.20 [3]	10.4L		0:38.16	-4
		Minonette Kennedy		1200m	1200m	(0:14.20)				

Scratched: Cool Encounter (#2), What A Weekend (#9), Aperitivo (#12), Fearless Thinking (#13), The Punisher (#18), Sunlord (#6)

[] Ranking at each section and finish
 -:-:- No data available at this section
 NA No data available

SCN Saddle cloth number
 DNF Did not finish
 DNT Did not track



Horse/Jockey Name	Billionair Baby
Final Rank	1
Fastest Section Time (Section)	0:11.08 (1200m)
Top Speed [km/h] (Section)	66.1 (1200m)
Race State	Finished



Sunshine Coast QLD Professional

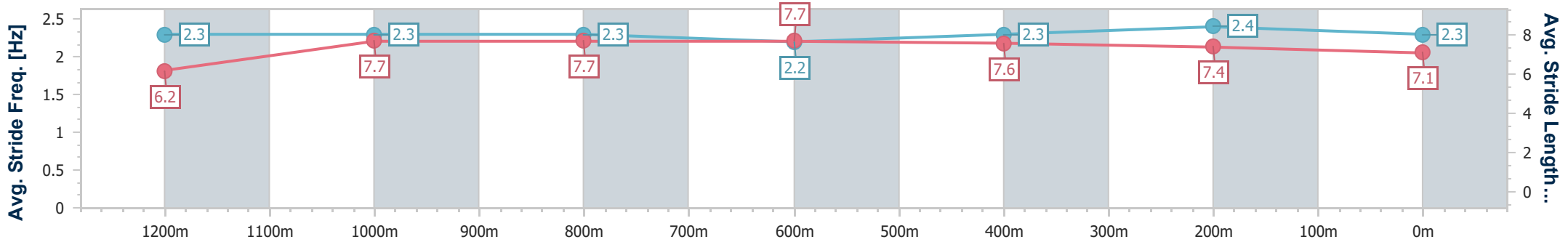
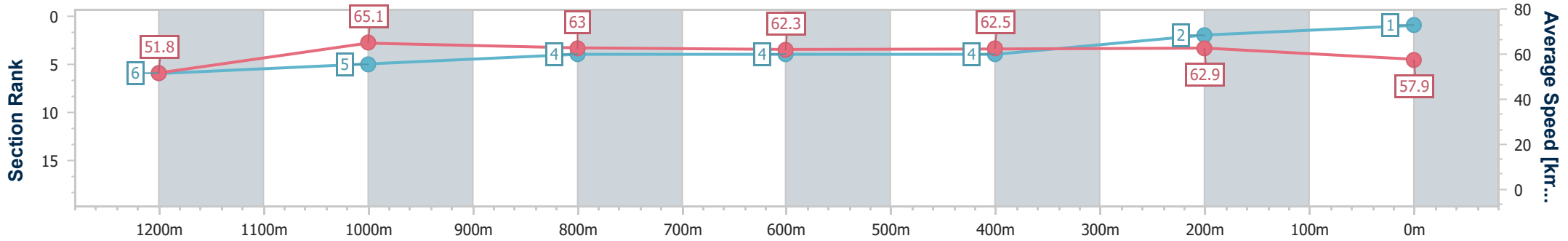
Race 5: DOUBLE R GROUP BENCHMARK 65 Handicap - 1400m



27 September 2024 - 20:00

Track Rating: Soft 5, Weather: Overcast, Rail Position: +2m Entire

Section	Overall	1200m	1000m	800m	600m	400m	200m
Section Times	1:23.89 [1] (0:13.92)	1:09.97 [6] (0:11.08)	0:58.89 [5] (0:11.56)	0:47.33 [4] (0:11.83)	0:35.50 [4] (0:11.65)	0:23.85 [4] (0:11.43)	0:12.42 [2] (0:12.42)
Average Speed [km/h]	51.8	65.1	63.0	62.3	62.5	62.9	57.9
Top Speed [km/h]	65.2	66.1	64.0	63.3	63.9	64.2	61.0
Avg. Dist. to Rail [m]	7.1	4.7	4.7	3.4	2.1	6.2	7.3
Avg. Stride Freq. [Hz]	2.3	2.3	2.3	2.2	2.3	2.4	2.3
Avg. Stride Length [m]	6.2	7.7	7.7	7.7	7.6	7.4	7.1



- [] Ranking at each section and finish
- .-.- No data available at this section
- NA No data available



Horse/Jockey Name	Yes To Excess
Final Rank	2
Fastest Section Time (Section)	0:11.08 (1200m)
Top Speed [km/h] (Section)	66.1 (1200m)
Race State	Finished



Sunshine Coast QLD Professional

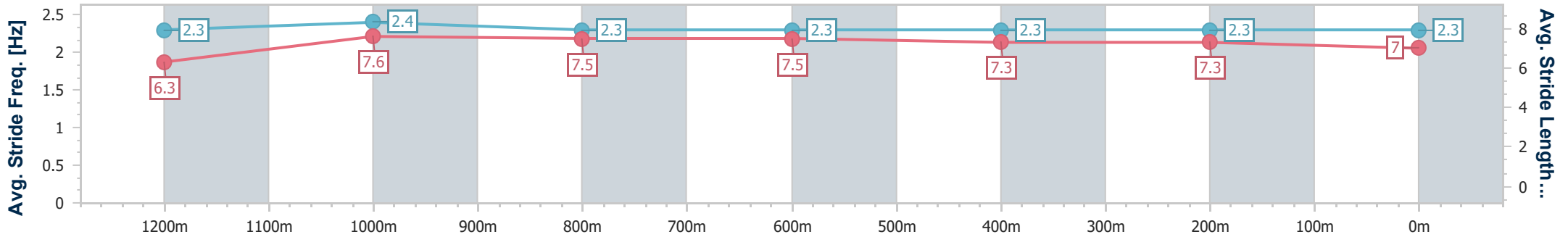
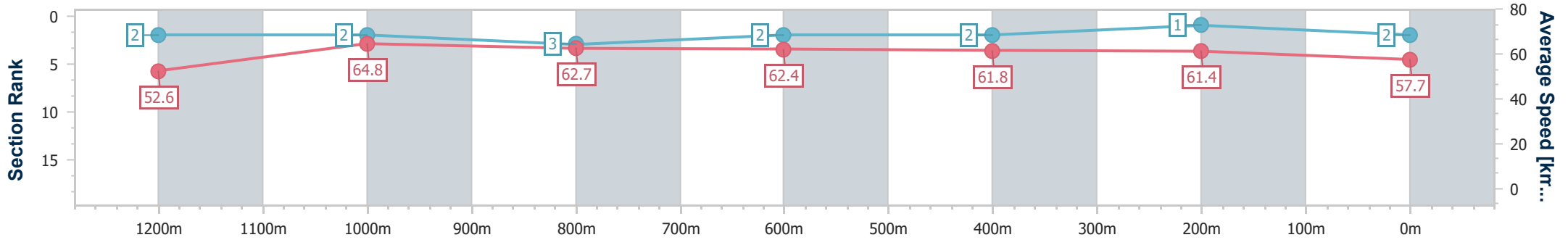
Race 5: DOUBLE R GROUP BENCHMARK 65 Handicap - 1400m



27 September 2024 - 20:00

Track Rating: Soft 5, Weather: Overcast, Rail Position: +2m Entire

Section	Overall	1200m	1000m	800m	600m	400m	200m
Section Times	1:23.94 [2] (0:13.70)	1:10.24 [2] (0:11.08)	0:59.16 [2] (0:11.58)	0:47.58 [3] (0:11.67)	0:35.91 [2] (0:11.70)	0:24.21 [2] (0:11.71)	0:12.50 [1] (0:12.50)
Average Speed [km/h]	52.6	64.8	62.7	62.4	61.8	61.4	57.7
Top Speed [km/h]	65.9	66.1	64.5	62.7	62.4	63.2	59.4
Avg. Dist. to Rail [m]	6.1	4.2	3.1	1.4	0.6	3.6	5.3
Avg. Stride Freq. [Hz]	2.3	2.4	2.3	2.3	2.3	2.3	2.3
Avg. Stride Length [m]	6.3	7.6	7.5	7.5	7.3	7.3	7.0



- [] Ranking at each section and finish
- .-.- No data available at this section
- NA No data available



Horse/Jockey Name	Charlie's Case
Final Rank	3
Fastest Section Time (Section)	0:11.20 (1200m)
Top Speed [km/h] (Section)	65.6 (1200m)
Race State	Finished



Sunshine Coast QLD Professional

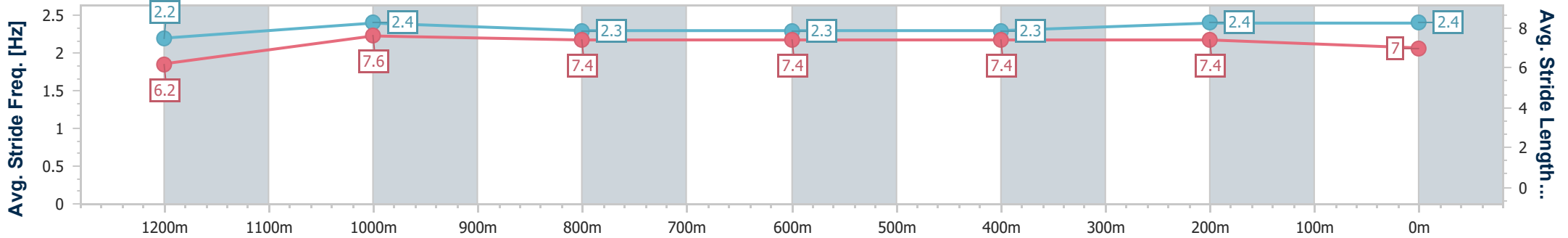
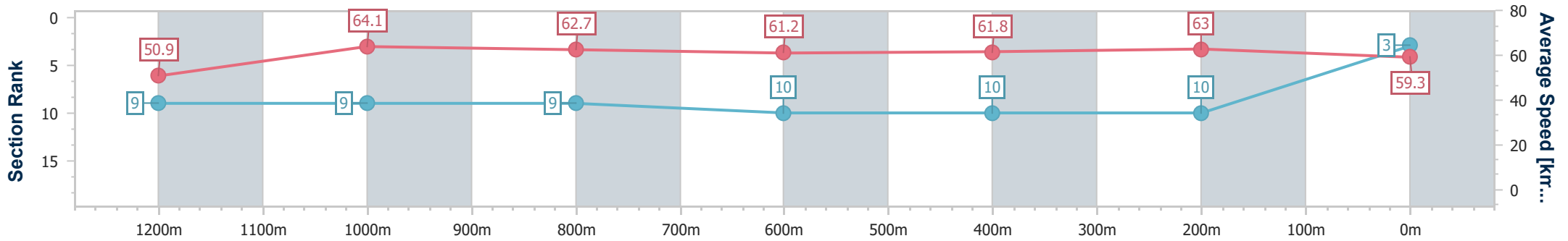
Race 5: DOUBLE R GROUP BENCHMARK 65 Handicap - 1400m



27 September 2024 - 20:00

Track Rating: Soft 5, Weather: Overcast, Rail Position: +2m Entire

Section	Overall	1200m	1000m	800m	600m	400m	200m
Section Times	1:24.27 [3] (0:14.21)	1:10.06 [9] (0:11.20)	0:58.86 [9] (0:11.60)	0:47.26 [9] (0:11.93)	0:35.33 [10] (0:11.76)	0:23.57 [10] (0:11.44)	0:12.13 [10] (0:12.13)
Average Speed [km/h]	50.9	64.1	62.7	61.2	61.8	63.0	59.3
Top Speed [km/h]	64.2	65.6	63.7	62.1	62.6	63.6	62.4
Avg. Dist. to Rail [m]	8.6	4.0	3.4	2.4	1.5	2.3	1.5
Avg. Stride Freq. [Hz]	2.2	2.4	2.3	2.3	2.3	2.4	2.4
Avg. Stride Length [m]	6.2	7.6	7.4	7.4	7.4	7.4	7.0



- [] Ranking at each section and finish
- .-.- No data available at this section
- NA No data available



Horse/Jockey Name	Half Crown
Final Rank	4
Fastest Section Time (Section)	0:11.28 (1200m)
Top Speed [km/h] (Section)	65.3 (1200m)
Race State	Finished



Sunshine Coast QLD Professional

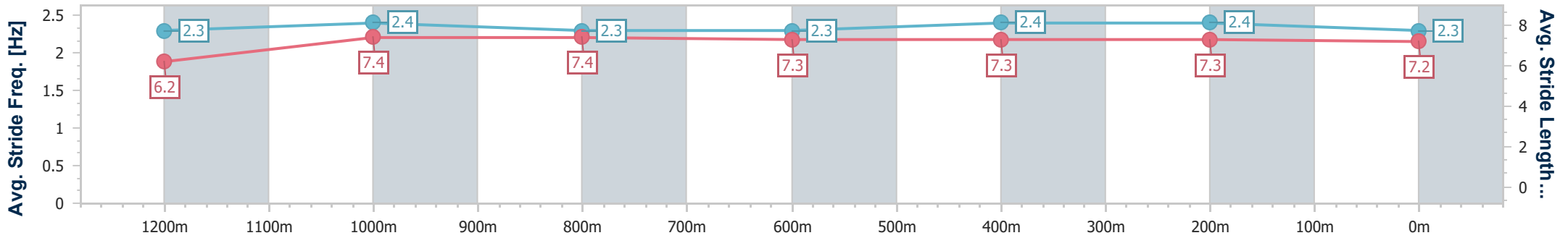
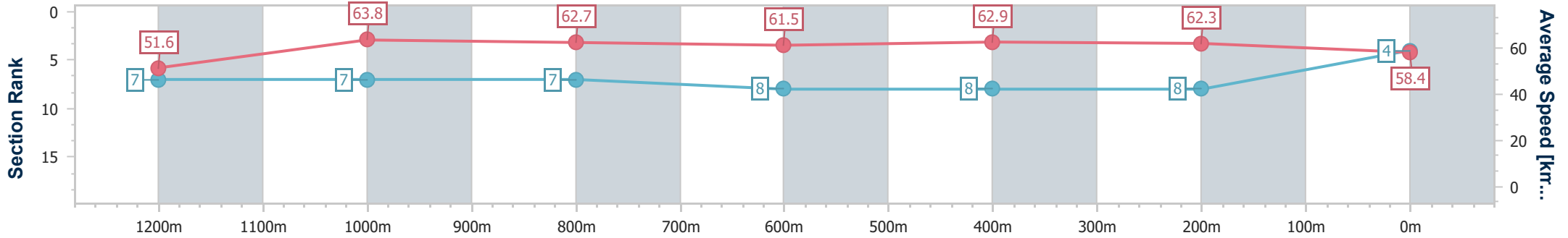
Race 5: DOUBLE R GROUP BENCHMARK 65 Handicap - 1400m



27 September 2024 - 20:00

Track Rating: Soft 5, Weather: Overcast, Rail Position: +2m Entire

Section	Overall	1200m	1000m	800m	600m	400m	200m
Section Times	1:24.34 [4] (0:13.95)	1:10.39 [7] (0:11.28)	0:59.11 [7] (0:11.63)	0:47.48 [7] (0:11.98)	0:35.50 [8] (0:11.62)	0:23.88 [8] (0:11.53)	0:12.35 [8] (0:12.35)
Average Speed [km/h]	51.6	63.8	62.7	61.5	62.9	62.3	58.4
Top Speed [km/h]	65.0	65.3	64.1	63.4	64.4	63.6	60.8
Avg. Dist. to Rail [m]	4.9	4.4	4.8	4.2	2.1	4.9	6.4
Avg. Stride Freq. [Hz]	2.3	2.4	2.3	2.3	2.4	2.4	2.3
Avg. Stride Length [m]	6.2	7.4	7.4	7.3	7.3	7.3	7.2



- [] Ranking at each section and finish
- .-.- No data available at this section
- NA No data available



Horse/Jockey Name	Keepmeinthelepe
Final Rank	5
Fastest Section Time (Section)	0:11.23 (1200m)
Top Speed [km/h] (Section)	66.2 (1200m)
Race State	Finished



Sunshine Coast QLD Professional

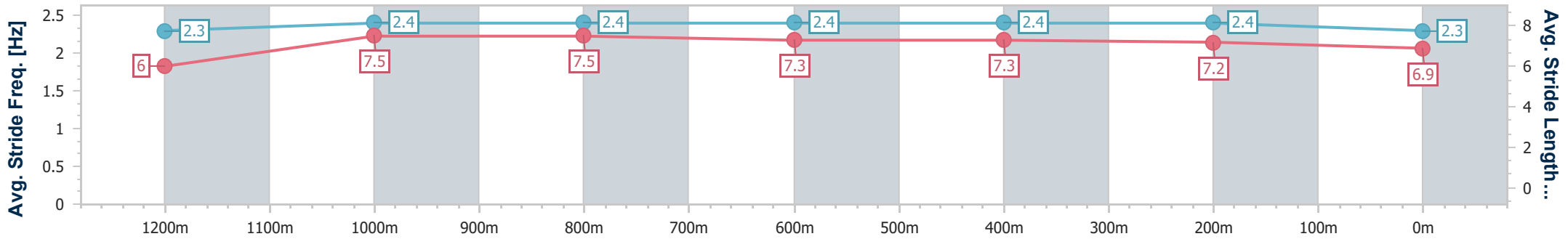
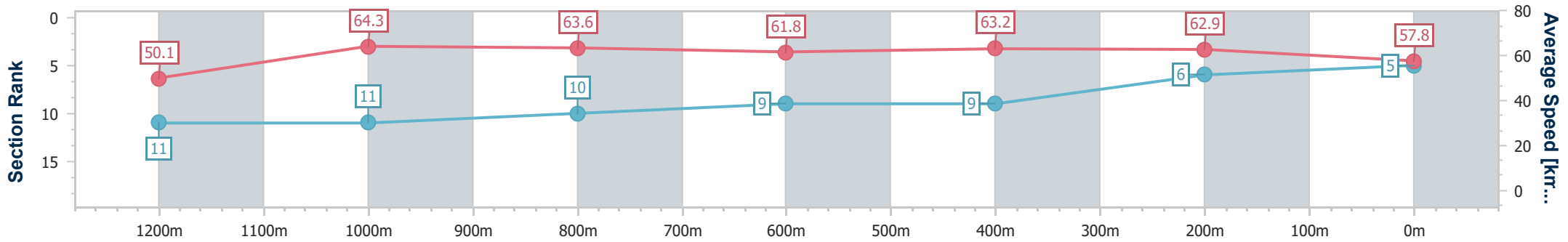
Race 5: DOUBLE R GROUP BENCHMARK 65 Handicap - 1400m



27 September 2024 - 20:00

Track Rating: Soft 5, Weather: Overcast, Rail Position: +2m Entire

Section	Overall	1200m	1000m	800m	600m	400m	200m
Section Times	1:24.43 [5] (0:14.38)	1:10.05 [11] (0:11.23)	0:58.82 [11] (0:11.42)	0:47.40 [10] (0:11.90)	0:35.50 [9] (0:11.59)	0:23.91 [9] (0:11.44)	0:12.47 [6] (0:12.47)
Average Speed [km/h]	50.1	64.3	63.6	61.8	63.2	62.9	57.8
Top Speed [km/h]	63.8	66.2	64.9	63.1	64.6	64.2	61.0
Avg. Dist. to Rail [m]	10.6	4.6	3.9	3.8	2.6	6.8	9.5
Avg. Stride Freq. [Hz]	2.3	2.4	2.4	2.4	2.4	2.4	2.3
Avg. Stride Length [m]	6.0	7.5	7.5	7.3	7.3	7.2	6.9



- [] Ranking at each section and finish
- .-.- No data available at this section
- NA No data available



Horse/Jockey Name	Whistling Spirit
Final Rank	6
Fastest Section Time (Section)	0:11.00 (1200m)
Top Speed [km/h] (Section)	66.2 (1200m)
Race State	Finished



Sunshine Coast QLD Professional

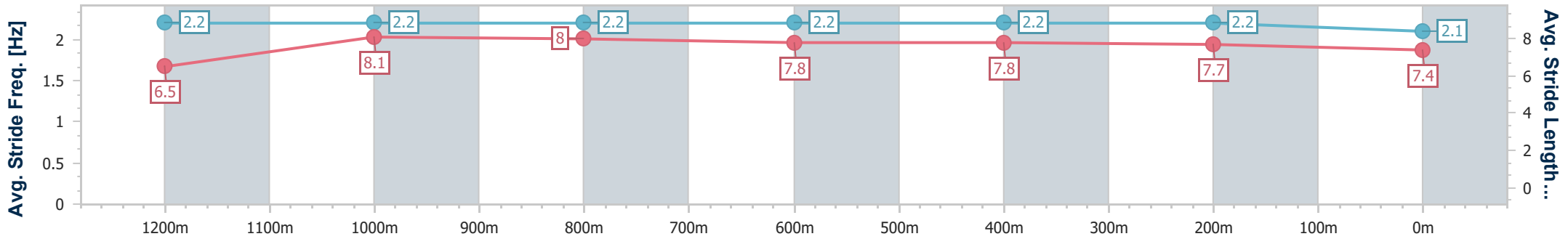
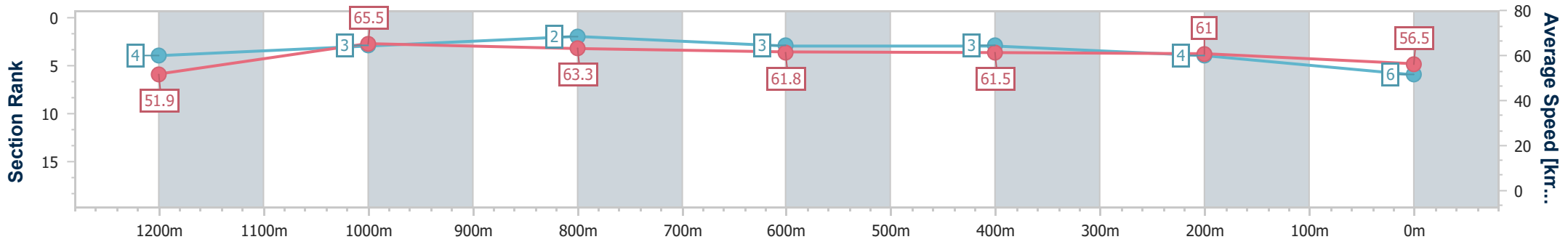
Race 5: DOUBLE R GROUP BENCHMARK 65 Handicap - 1400m



27 September 2024 - 20:00

Track Rating: Soft 5, Weather: Overcast, Rail Position: +2m Entire

Section	Overall	1200m	1000m	800m	600m	400m	200m
Section Times	1:24.48 [6] (0:13.84)	1:10.64 [4] (0:11.00)	0:59.64 [3] (0:11.45)	0:48.19 [2] (0:11.80)	0:36.39 [3] (0:11.89)	0:24.50 [3] (0:11.77)	0:12.73 [4] (0:12.73)
Average Speed [km/h]	51.9	65.5	63.3	61.8	61.5	61.0	56.5
Top Speed [km/h]	66.0	66.2	64.4	62.8	62.0	62.2	59.3
Avg. Dist. to Rail [m]	8.2	5.2	2.6	2.2	2.3	5.4	5.8
Avg. Stride Freq. [Hz]	2.2	2.2	2.2	2.2	2.2	2.2	2.1
Avg. Stride Length [m]	6.5	8.1	8.0	7.8	7.8	7.7	7.4



- [] Ranking at each section and finish
- .-.- No data available at this section
- NA No data available



Horse/Jockey Name	Grey Ice
Final Rank	7
Fastest Section Time (Section)	0:11.27 (1200m)
Top Speed [km/h] (Section)	64.9 (1200m)
Race State	Finished



Sunshine Coast QLD Professional

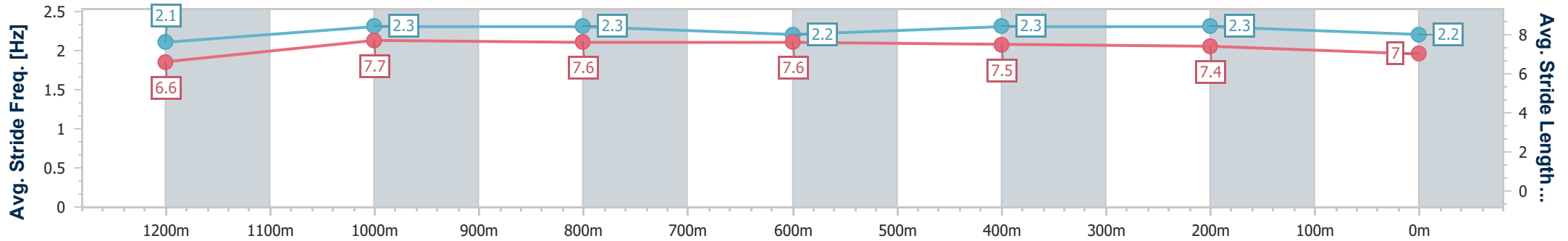
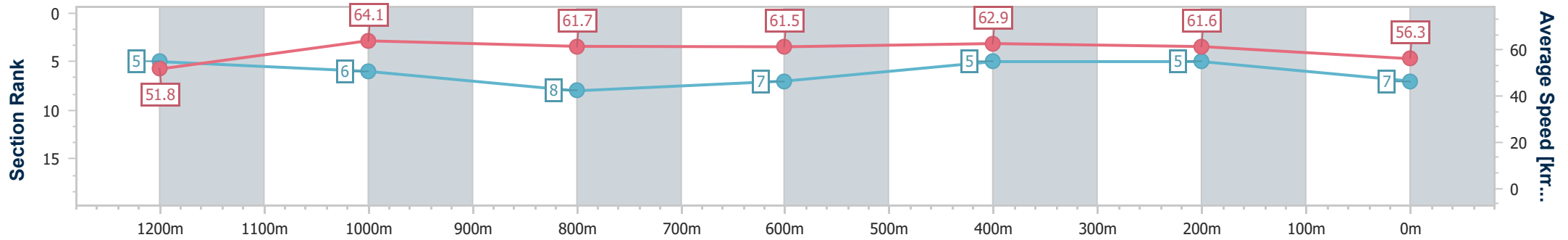
Race 5: DOUBLE R GROUP BENCHMARK 65 Handicap - 1400m



27 September 2024 - 20:00

Track Rating: Soft 5, Weather: Overcast, Rail Position: +2m Entire

Section	Overall	1200m	1000m	800m	600m	400m	200m
Section Times	1:24.67 [7] (0:13.89)	1:10.78 [5] (0:11.27)	0:59.51 [6] (0:11.70)	0:47.81 [8] (0:11.84)	0:35.97 [7] (0:11.47)	0:24.50 [5] (0:11.70)	0:12.80 [5] (0:12.80)
Average Speed [km/h]	51.8	64.1	61.7	61.5	62.9	61.6	56.3
Top Speed [km/h]	64.4	64.9	63.0	62.0	64.4	63.6	59.3
Avg. Dist. to Rail [m]	3.8	2.8	2.2	1.5	0.5	3.0	3.1
Avg. Stride Freq. [Hz]	2.1	2.3	2.3	2.2	2.3	2.3	2.2
Avg. Stride Length [m]	6.6	7.7	7.6	7.6	7.5	7.4	7.0



- [] Ranking at each section and finish
- .-.- No data available at this section
- NA No data available



Horse/Jockey Name	Mambo Dancer
Final Rank	8
Fastest Section Time (Section)	0:11.20 (1200m)
Top Speed [km/h] (Section)	65.2 (1200m)
Race State	Finished



Sunshine Coast QLD Professional

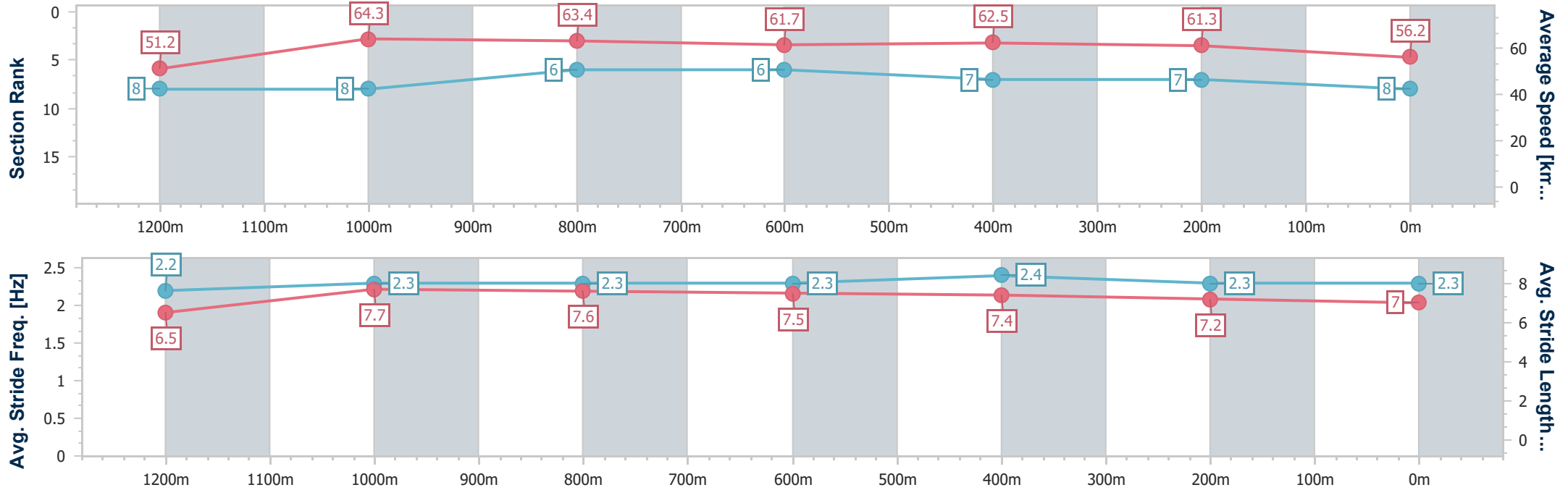
Race 5: DOUBLE R GROUP BENCHMARK 65 Handicap - 1400m



27 September 2024 - 20:00

Track Rating: Soft 5, Weather: Overcast, Rail Position: +2m Entire

Section	Overall	1200m	1000m	800m	600m	400m	200m
Section Times	1:24.77 [8] (0:14.11)	1:10.66 [8] (0:11.20)	0:59.46 [8] (0:11.44)	0:48.02 [6] (0:11.84)	0:36.18 [6] (0:11.65)	0:24.53 [7] (0:11.75)	0:12.78 [7] (0:12.78)
Average Speed [km/h]	51.2	64.3	63.4	61.7	62.5	61.3	56.2
Top Speed [km/h]	64.1	65.2	64.7	63.2	63.1	62.8	59.3
Avg. Dist. to Rail [m]	9.5	4.8	4.2	2.4	1.8	6.8	8.8
Avg. Stride Freq. [Hz]	2.2	2.3	2.3	2.3	2.4	2.3	2.3
Avg. Stride Length [m]	6.5	7.7	7.6	7.5	7.4	7.2	7.0



- [] Ranking at each section and finish
- .-.- No data available at this section
- NA No data available



Horse/Jockey Name	All The Shops
Final Rank	9
Fastest Section Time (Section)	0:11.27 (1200m)
Top Speed [km/h] (Section)	65.4 (1200m)
Race State	Finished



Sunshine Coast QLD Professional

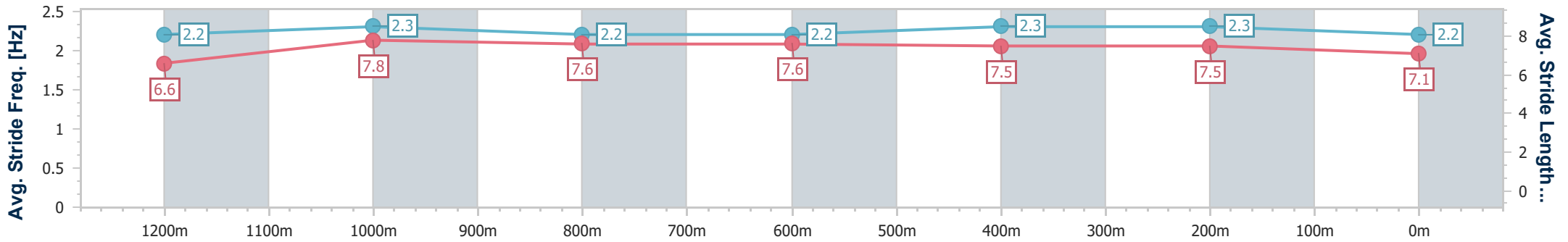
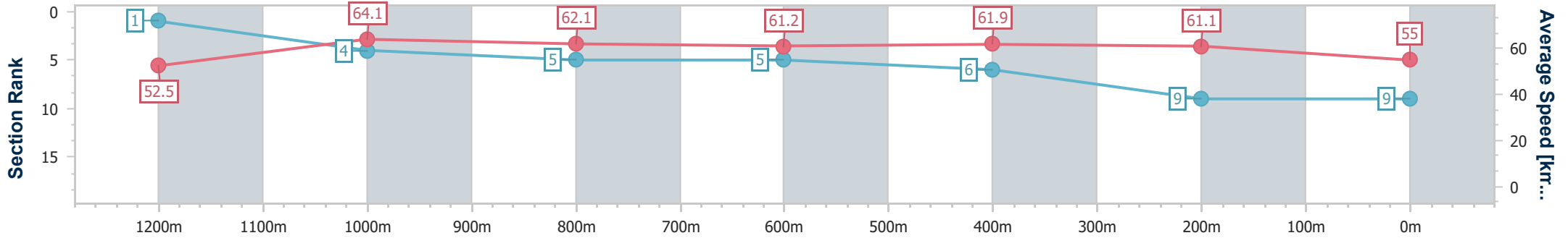
Race 5: DOUBLE R GROUP BENCHMARK 65 Handicap - 1400m



27 September 2024 - 20:00

Track Rating: Soft 5, Weather: Overcast, Rail Position: +2m Entire

Section	Overall	1200m	1000m	800m	600m	400m	200m
Section Times	1:25.06 [9] (0:13.70)	1:11.36 [1] (0:11.27)	1:00.09 [4] (0:11.66)	0:48.43 [5] (0:11.88)	0:36.55 [5] (0:11.72)	0:24.83 [6] (0:11.79)	0:13.04 [9] (0:13.04)
Average Speed [km/h]	52.5	64.1	62.1	61.2	61.9	61.1	55.0
Top Speed [km/h]	65.4	65.4	62.8	62.5	62.7	62.4	58.4
Avg. Dist. to Rail [m]	5.3	3.1	2.6	1.8	1.4	3.6	4.3
Avg. Stride Freq. [Hz]	2.2	2.3	2.2	2.2	2.3	2.3	2.2
Avg. Stride Length [m]	6.6	7.8	7.6	7.6	7.5	7.5	7.1



- [] Ranking at each section and finish
- .-.- No data available at this section
- NA No data available



Horse/Jockey Name	Arizona Dreaming
Final Rank	10
Fastest Section Time (Section)	0:11.31 (1200m)
Top Speed [km/h] (Section)	65.5 (Overall)
Race State	Finished



Sunshine Coast QLD Professional

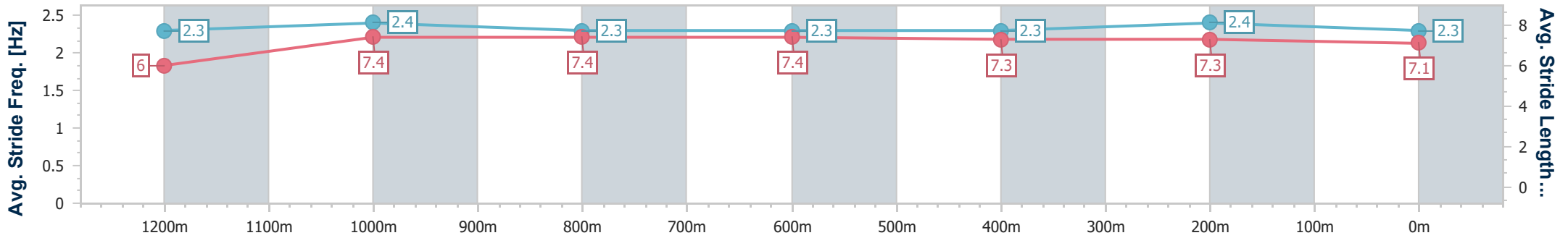
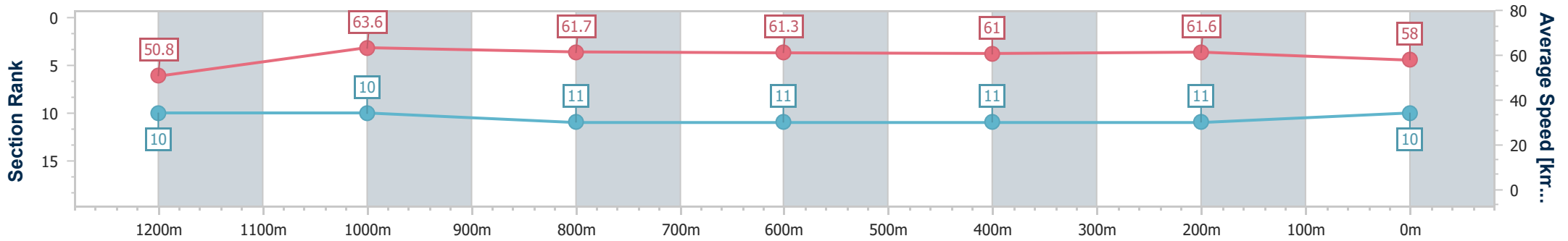
Race 5: DOUBLE R GROUP BENCHMARK 65 Handicap - 1400m



27 September 2024 - 20:00

Track Rating: Soft 5, Weather: Overcast, Rail Position: +2m Entire

Section	Overall	1200m	1000m	800m	600m	400m	200m
Section Times	1:25.12 [10] (0:14.24)	1:10.88 [10] (0:11.31)	0:59.57 [10] (0:11.75)	0:47.82 [11] (0:11.83)	0:35.99 [11] (0:11.88)	0:24.11 [11] (0:11.68)	0:12.43 [11] (0:12.43)
Average Speed [km/h]	50.8	63.6	61.7	61.3	61.0	61.6	58.0
Top Speed [km/h]	65.5	65.1	63.3	62.5	62.2	63.3	60.4
Avg. Dist. to Rail [m]	7.2	3.1	2.8	1.7	1.1	3.3	5.4
Avg. Stride Freq. [Hz]	2.3	2.4	2.3	2.3	2.3	2.4	2.3
Avg. Stride Length [m]	6.0	7.4	7.4	7.4	7.3	7.3	7.1



- [] Ranking at each section and finish
- .-.- No data available at this section
- NA No data available



Horse/Jockey Name	Smokin' De Quo
Final Rank	11
Fastest Section Time (Section)	0:11.05 (1200m)
Top Speed [km/h] (Section)	66.8 (1200m)
Race State	Finished



Sunshine Coast QLD Professional

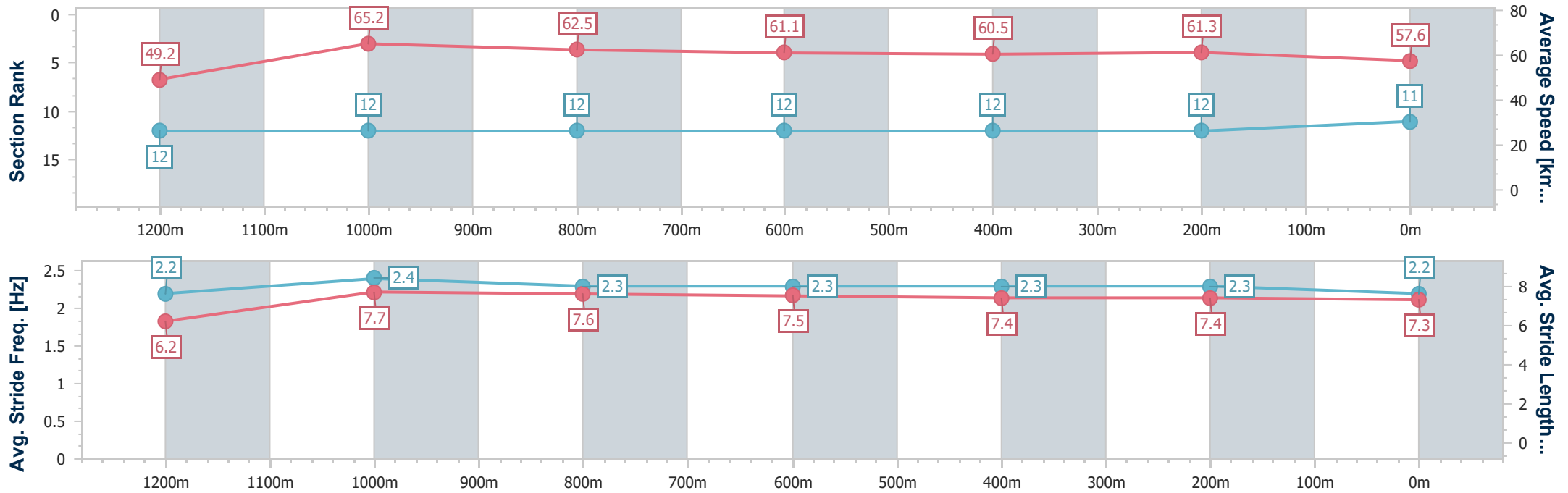
Race 5: DOUBLE R GROUP BENCHMARK 65 Handicap - 1400m



27 September 2024 - 20:00

Track Rating: Soft 5, Weather: Overcast, Rail Position: +2m Entire

Section	Overall	1200m	1000m	800m	600m	400m	200m
Section Times	1:25.46 [11] (0:14.64)	1:10.82 [12] (0:11.05)	0:59.77 [12] (0:11.63)	0:48.14 [12] (0:11.92)	0:36.22 [12] (0:11.99)	0:24.23 [12] (0:11.75)	0:12.48 [12] (0:12.48)
Average Speed [km/h]	49.2	65.2	62.5	61.1	60.5	61.3	57.6
Top Speed [km/h]	64.8	66.8	64.0	61.8	60.9	62.1	60.7
Avg. Dist. to Rail [m]	12.0	3.3	2.7	2.2	1.3	2.7	4.5
Avg. Stride Freq. [Hz]	2.2	2.4	2.3	2.3	2.3	2.3	2.2
Avg. Stride Length [m]	6.2	7.7	7.6	7.5	7.4	7.4	7.3



- [] Ranking at each section and finish
- .-.- No data available at this section
- NA No data available



Horse/Jockey Name	Belistic Man
Final Rank	12
Fastest Section Time (Section)	0:10.75 (1200m)
Top Speed [km/h] (Section)	69.5 (1200m)
Race State	Finished



Sunshine Coast QLD Professional

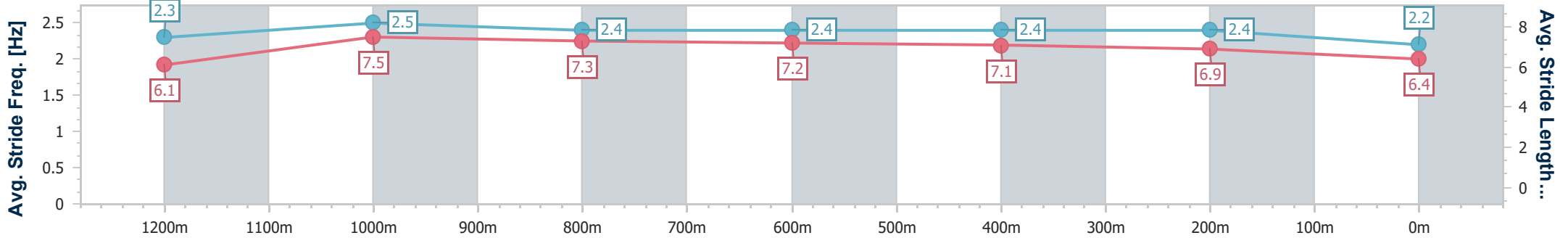
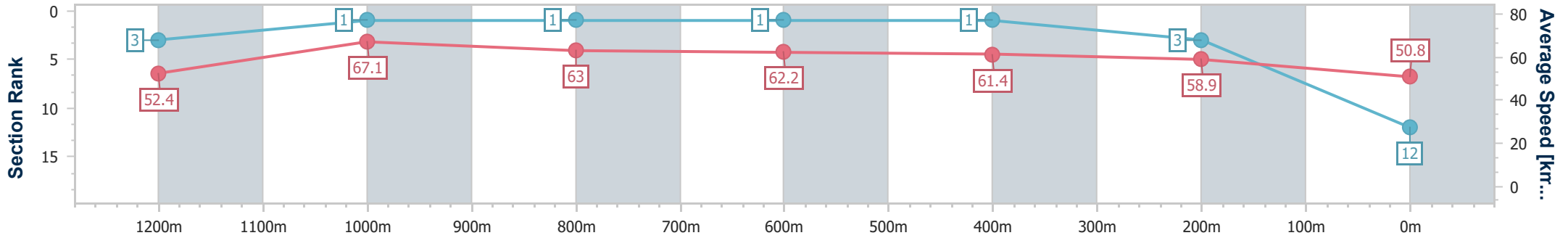
Race 5: DOUBLE R GROUP BENCHMARK 65 Handicap - 1400m



27 September 2024 - 20:00

Track Rating: Soft 5, Weather: Overcast, Rail Position: +2m Entire

Section	Overall	1200m	1000m	800m	600m	400m	200m
Section Times	1:25.89 [12] (0:13.77)	1:12.12 [3] (0:10.75)	1:01.37 [1] (0:11.50)	0:49.87 [1] (0:11.71)	0:38.16 [1] (0:11.75)	0:26.41 [1] (0:12.21)	0:14.20 [3] (0:14.20)
Average Speed [km/h]	52.4	67.1	63.0	62.2	61.4	58.9	50.8
Top Speed [km/h]	69.4	69.5	64.6	63.5	62.3	61.5	55.6
Avg. Dist. to Rail [m]	12.2	5.2	2.5	1.9	0.7	2.5	2.0
Avg. Stride Freq. [Hz]	2.3	2.5	2.4	2.4	2.4	2.4	2.2
Avg. Stride Length [m]	6.1	7.5	7.3	7.2	7.1	6.9	6.4



- [] Ranking at each section and finish
- .-.- No data available at this section
- NA No data available



Sunshine Coast QLD Professional

Race 6: RAY WHITE GYMPIE RATINGS BAND 0 - 58 Handicap - 1400m

27 September 2024 - 20:34



Track Rating: Soft 5, Weather: Overcast, Rail Position: +2m Entire

Section												Last 600m	
Field Times		Overall	1200m	1000m	800m	600m	400m						0:35.93
		1:24.57 (0:13.64)	1:10.93 (0:11.22)	0:59.71 (0:11.64)	0:48.07 (0:12.14)	0:35.93 (0:12.09)	0:23.84 (0:11.56)						
Rank	TAB	Horse/Jockey	Barrier	Top Speed [km/h]	Fastest Section							Distance Travelled [m]	
1	13	HOOKS Nikita Beriman	7	65.1	0:11.22	1:24.57 [1] (0:13.64)	1:10.93 [1] (0:11.22)	0:59.71 [1] (0:11.64)	0:48.07 [1] (0:12.14)	0:35.93 [1] (0:12.09)	0:23.84 [1] (0:11.56)	0:35.93	
2	9	CLUEDO Marnu Potgieter	3	65.1	0:11.40	1:24.64 [2] (0:14.03)	1:10.61 [6] (0:11.40)	0:59.21 [6] (0:11.81)	0:47.40 [6] (0:12.19)	0:35.21 [6] (0:11.92)	0:23.29 [6] (0:11.45)	0:35.21	+1
3	14	MRS GOSSIP Bailey Wheeler	4	64.2	0:11.35	1:24.82 [3] (0:13.89)	1:10.93 [3] (0:11.35)	0:59.58 [4] (0:11.81)	0:47.77 [4] (0:12.20)	0:35.57 [4] (0:11.96)	0:23.61 [4] (0:11.53)	0:35.57	+3
4	16	HELL OF A PRINCE Shania Willis	12	66.7	0:11.14	1:24.89 [4] (0:13.89)	1:11.00 [4] (0:11.14)	0:59.86 [2] (0:11.76)	0:48.10 [2] (0:12.16)	0:35.94 [2] (0:11.98)	0:23.96 [2] (0:11.69)	0:35.94	+2
5	8	MAXIE TAP Trudy Thornton	5	64.3	0:11.41	1:25.44 [5] (0:13.98)	1:11.46 [5] (0:11.41)	1:00.05 [5] (0:11.76)	0:48.29 [5] (0:12.15)	0:36.14 [5] (0:12.00)	0:24.14 [5] (0:11.73)	0:36.14	+5
6	2	PENDING Robbie Dolan	8	63.7	0:11.59	1:25.52 [6] (0:14.54)	1:10.98 [11] (0:11.59)	0:59.39 [11] (0:11.75)	0:47.64 [11] (0:11.86)	0:35.78 [10] (0:11.88)	0:23.90 [10] (0:11.63)	0:35.78	+3
7	11	PLANNED ENCOUNTER Taylor Marshall	6	63.6	0:11.51	1:25.54 [7] (0:14.36)	1:11.18 [9] (0:11.51)	0:59.67 [9] (0:11.81)	0:47.86 [9] (0:11.93)	0:35.93 [8] (0:11.84)	0:24.09 [8] (0:11.72)	0:35.93	-4
8	10	BETTER LAD Minonette Kennedy	11	63.3	0:11.55	1:25.76 [8] (0:14.08)	1:11.68 [7] (0:11.55)	1:00.13 [7] (0:11.86)	0:48.27 [7] (0:12.15)	0:36.12 [9] (0:11.95)	0:24.17 [9] (0:11.73)	0:36.12	+5
9	1	HAYAKU Jade Hampson	9	63.5	0:11.57	1:25.91 [9] (0:14.22)	1:11.69 [8] (0:11.57)	1:00.12 [8] (0:11.77)	0:48.35 [8] (0:11.97)	0:36.38 [7] (0:11.82)	0:24.56 [7] (0:11.71)	0:36.38	+7
10	15	DOOR INTO SUMMER Alisha Donald	2	64.0	0:11.42	1:26.70 [10] (0:13.76)	1:12.94 [2] (0:11.42)	1:01.52 [3] (0:11.80)	0:49.72 [3] (0:12.16)	0:37.56 [3] (0:11.97)	0:25.59 [3] (0:12.02)	0:37.56	-2

Scratched: Argerich (#12), December Diamond (#7), Birmingham (#3), Flying Bat (#4), Nitroglycerine (#5)

[] Ranking at each section and finish
 -:-:- No data available at this section
 NA No data available

SCN Saddle cloth number
 DNF Did not finish
 DNT Did not track



Sunshine Coast QLD Professional

Race 6: RAY WHITE GYMPIE RATINGS BAND 0 - 58 Handicap - 1400m

27 September 2024 - 20:34



Track Rating: Soft 5, Weather: Overcast, Rail Position: +2m Entire

Section	Overall	1200m	1000m	800m	600m	400m	Last 600m
Field Times	1:24.57 (0:13.64)	1:10.93 (0:11.22)	0:59.71 (0:11.64)	0:48.07 (0:12.14)	0:35.93 (0:12.09)	0:23.84 (0:11.56)	0:35.93

Rank	TAB	Horse/Jockey	Barrier	Top Speed [km/h]	Fastest Section	Distance Travelled [m]
11	6	HAMISO	15	63.6	0:11.55	
		Rob Thorburn		1200m	1200m	

Scratched: Argerich (#12), December Diamond (#7), Birmingham (#3), Flying Bat (#4), Nitroglycerine (#5)

[] Ranking at each section and finish
 -:-:-:- No data available at this section
 NA No data available

SCN Saddle cloth number
 DNF Did not finish
 DNT Did not track



Sunshine Coast QLD Professional

Race 6: RAY WHITE GYMPIE RATINGS BAND 0 - 58 Handicap - 1400m

27 September 2024 - 20:34



Track Rating: Soft 5, Weather: Overcast, Rail Position: +2m Entire

Section				200m				Last 600m	
Field Times				0:12.28 (0:12.28)				0:35.93	
Rank	TAB	Horse/Jockey	Barrier	Top Speed [km/h]	Fastest Section	Margin			Distance Travelled [m]
1	13	HOOKS Nikita Beriman	7	65.1 Overall	0:11.22 1200m	0:12.28 [1] (0:12.28)	1:24.57		0:35.93
2	9	CLUEDO Marnu Potgieter	3	65.1 Overall	0:11.40 1200m	0:11.84 [4] (0:11.84)	0.3L		0:35.21 +1
3	14	MRS GOSSIP Bailey Wheeler	4	64.2 1200m	0:11.35 1200m	0:12.08 [3] (0:12.08)	1.3L		0:35.57 +3
4	16	HELL OF A PRINCE Shania Willis	12	66.7 1200m	0:11.14 1200m	0:12.27 [2] (0:12.27)	1.6L		0:35.94 +2
5	8	MAXIE TAP Trudy Thornton	5	64.3 Overall	0:11.41 1200m	0:12.41 [5] (0:12.41)	4.6L		0:36.14 +5
6	2	PENDING Robbie Dolan	8	63.7 400m	0:11.59 1200m	0:12.27 [9] (0:12.27)	4.9L		0:35.78 +3
7	11	PLANNED ENCOUNTER Taylor Marshall	6	63.6 Overall	0:11.51 1200m	0:12.37 [8] (0:12.37)	5L		0:35.93 -4
8	10	BETTER LAD Minonette Kennedy	11	63.3 Overall	0:11.55 1200m	0:12.44 [10] (0:12.44)	6.3L		0:36.12 +5
9	1	HAYAKU Jade Hampson	9	63.5 1200m	0:11.57 1200m	0:12.85 [6] (0:12.85)	7.1L		0:36.38 +7
10	15	DOOR INTO SUMMER Alisha Donald	2	64.0 1200m	0:11.42 1200m	0:13.57 [7] (0:13.57)	11.6L		0:37.56 -2

Scratched: Argerich (#12), December Diamond (#7), Birmingham (#3), Flying Bat (#4), Nitroglycerine (#5)

[] Ranking at each section and finish
 -:-:- No data available at this section
 NA No data available

SCN Saddle cloth number
 DNF Did not finish
 DNT Did not track



Sunshine Coast QLD Professional

Race 6: RAY WHITE GYMPIE RATINGS BAND 0 - 58 Handicap - 1400m

27 September 2024 - 20:34



Track Rating: Soft 5, Weather: Overcast, Rail Position: +2m Entire

Section		200m		Last 600m		
Field Times		0:12.28 (0:12.28)		0:35.93		
Rank	TAB Horse/Jockey	Barrier	Top Speed [km/h]	Fastest Section	Margin	Distance Travelled [m]
11	6 HAMISO	15	63.6	0:11.55	0:13.58 [11]	15.6L
	Rob Thorburn		1200m	1200m	(0:13.58)	
						0:37.57 +6

Scratched: Argerich (#12), December Diamond (#7), Birmingham (#3), Flying Bat (#4), Nitroglycerine (#5)

[] Ranking at each section and finish
 -:-:- No data available at this section
 NA No data available

SCN Saddle cloth number
 DNF Did not finish
 DNT Did not track



Horse/Jockey Name	Hooks
Final Rank	1
Fastest Section Time (Section)	0:11.22 (1200m)
Top Speed [km/h] (Section)	65.1 (Overall)
Race State	Finished



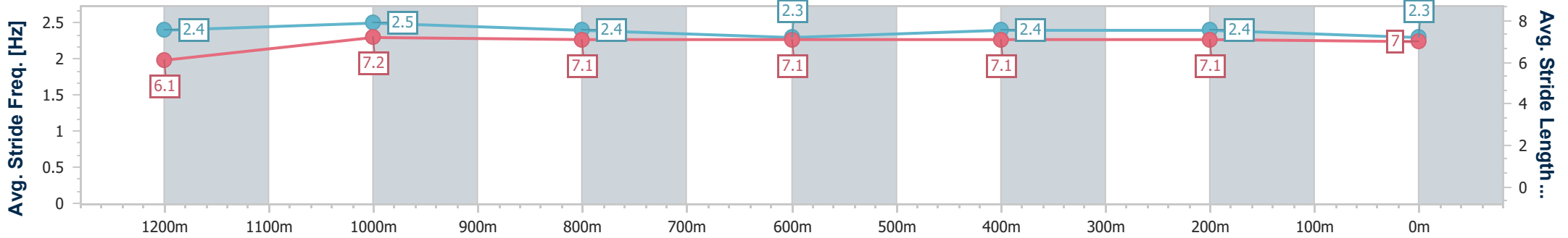
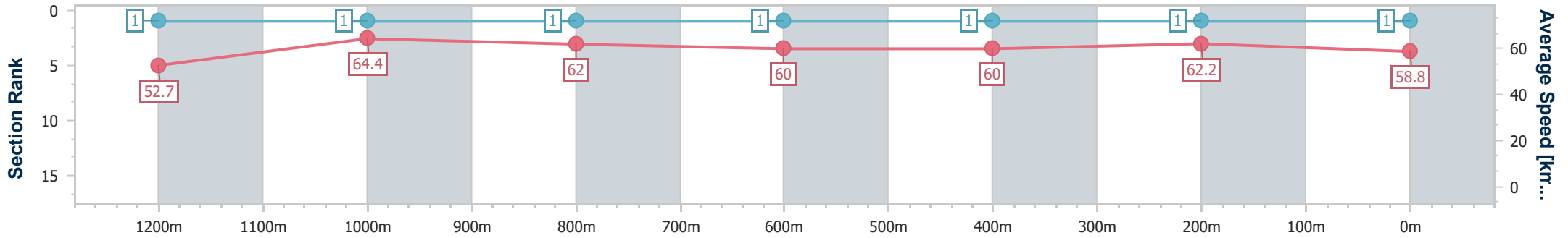
Sunshine Coast QLD Professional
Race 6: RAY WHITE GYMPIE RATINGS BAND 0 - 58 Handicap - 1400m



27 September 2024 - 20:34

Track Rating: Soft 5, Weather: Overcast, Rail Position: +2m Entire

Section	Overall	1200m	1000m	800m	600m	400m	200m
Section Times	1:24.57 [1] (0:13.64)	1:10.93 [1] (0:11.22)	0:59.71 [1] (0:11.64)	0:48.07 [1] (0:12.14)	0:35.93 [1] (0:12.09)	0:23.84 [1] (0:11.56)	0:12.28 [1] (0:12.28)
Average Speed [km/h]	52.7	64.4	62.0	60.0	60.0	62.2	58.8
Top Speed [km/h]	65.1	64.9	63.0	60.9	61.6	63.1	61.3
Avg. Dist. to Rail [m]	8.4	3.4	2.4	1.7	1.2	5.0	4.9
Avg. Stride Freq. [Hz]	2.4	2.5	2.4	2.3	2.4	2.4	2.3
Avg. Stride Length [m]	6.1	7.2	7.1	7.1	7.1	7.1	7.0



- [] Ranking at each section and finish
- .-.- No data available at this section
- NA No data available



Horse/Jockey Name	Cluedo
Final Rank	2
Fastest Section Time (Section)	0:11.40 (1200m)
Top Speed [km/h] (Section)	65.1 (Overall)
Race State	Finished



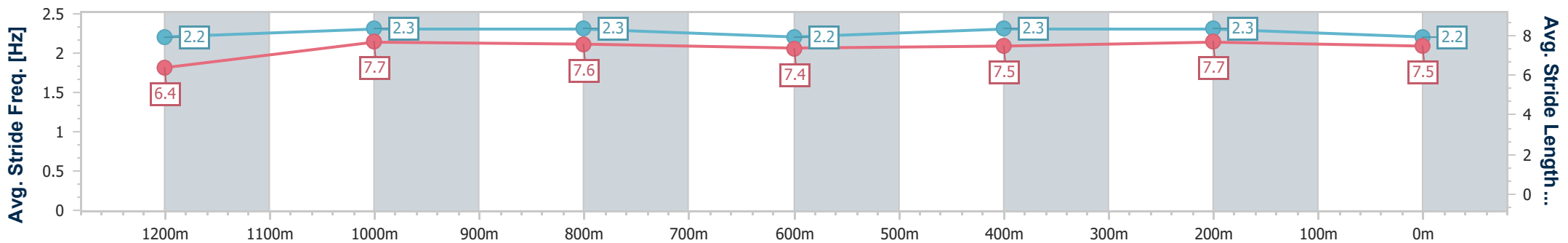
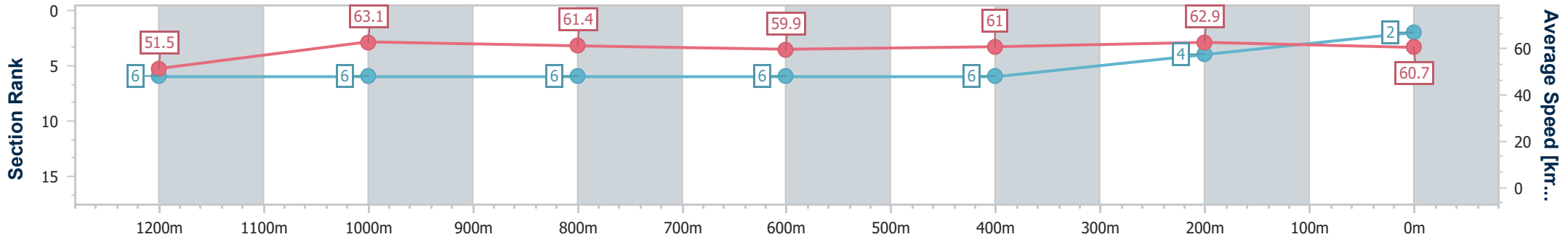
Sunshine Coast QLD Professional
Race 6: RAY WHITE GYMPIE RATINGS BAND 0 - 58 Handicap - 1400m



27 September 2024 - 20:34

Track Rating: Soft 5, Weather: Overcast, Rail Position: +2m Entire

Section	Overall	1200m	1000m	800m	600m	400m	200m
Section Times	1:24.64 [2] (0:14.03)	1:10.61 [6] (0:11.40)	0:59.21 [6] (0:11.81)	0:47.40 [6] (0:12.19)	0:35.21 [6] (0:11.92)	0:23.29 [6] (0:11.45)	0:11.84 [4] (0:11.84)
Average Speed [km/h]	51.5	63.1	61.4	59.9	61.0	62.9	60.7
Top Speed [km/h]	65.1	65.0	62.8	61.1	62.1	63.7	61.8
Avg. Dist. to Rail [m]	5.0	3.5	3.0	2.4	1.7	4.4	4.1
Avg. Stride Freq. [Hz]	2.2	2.3	2.3	2.2	2.3	2.3	2.2
Avg. Stride Length [m]	6.4	7.7	7.6	7.4	7.5	7.7	7.5



- [] Ranking at each section and finish
- .-.- No data available at this section
- NA No data available



Horse/Jockey Name	Mrs Gossip
Final Rank	3
Fastest Section Time (Section)	0:11.35 (1200m)
Top Speed [km/h] (Section)	64.2 (1200m)
Race State	Finished



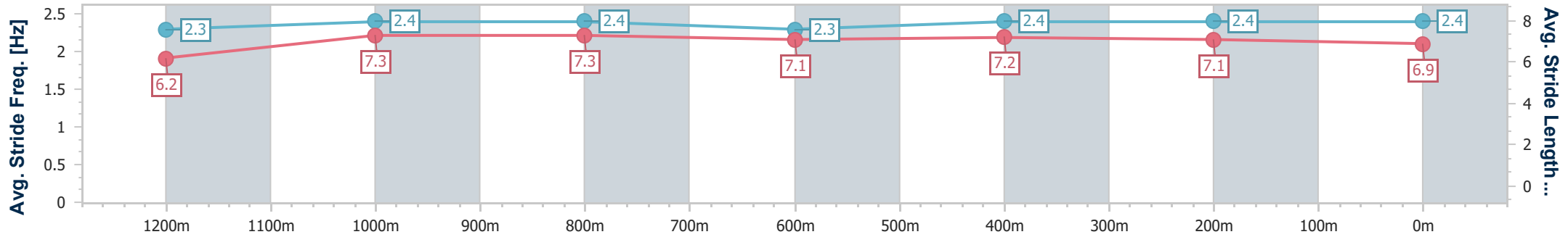
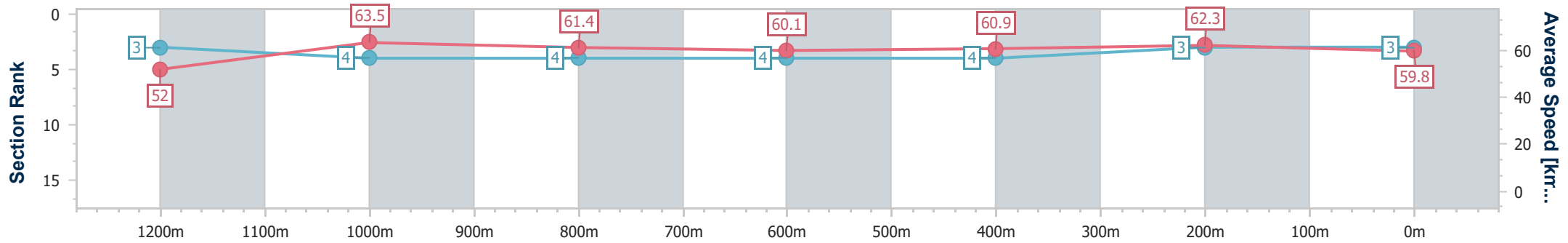
Sunshine Coast QLD Professional
Race 6: RAY WHITE GYMPIE RATINGS BAND 0 - 58 Handicap - 1400m



27 September 2024 - 20:34

Track Rating: Soft 5, Weather: Overcast, Rail Position: +2m Entire

Section	Overall	1200m	1000m	800m	600m	400m	200m
Section Times	1:24.82 [3] (0:13.89)	1:10.93 [3] (0:11.35)	0:59.58 [4] (0:11.81)	0:47.77 [4] (0:12.20)	0:35.57 [4] (0:11.96)	0:23.61 [4] (0:11.53)	0:12.08 [3] (0:12.08)
Average Speed [km/h]	52.0	63.5	61.4	60.1	60.9	62.3	59.8
Top Speed [km/h]	64.1	64.2	63.1	61.9	62.0	63.3	61.6
Avg. Dist. to Rail [m]	6.1	4.1	3.5	2.6	2.2	6.0	6.5
Avg. Stride Freq. [Hz]	2.3	2.4	2.4	2.3	2.4	2.4	2.4
Avg. Stride Length [m]	6.2	7.3	7.3	7.1	7.2	7.1	6.9



- [] Ranking at each section and finish
- .-.- No data available at this section
- NA No data available



Horse/Jockey Name	Hell Of A Prince
Final Rank	4
Fastest Section Time (Section)	0:11.14 (1200m)
Top Speed [km/h] (Section)	66.7 (1200m)
Race State	Finished



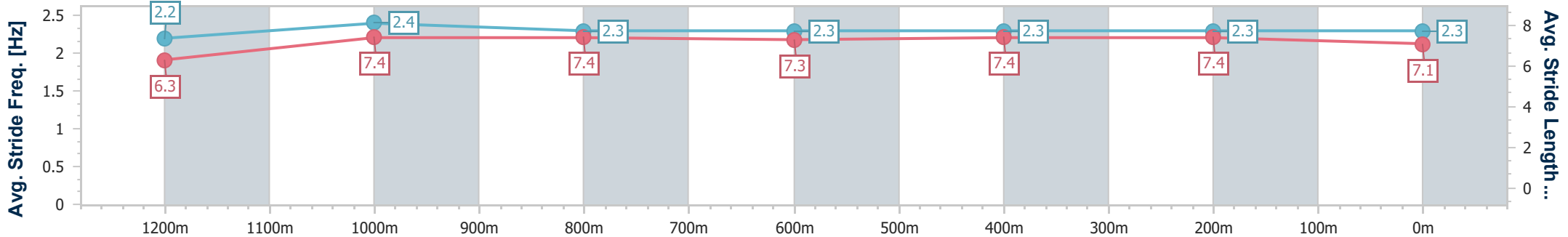
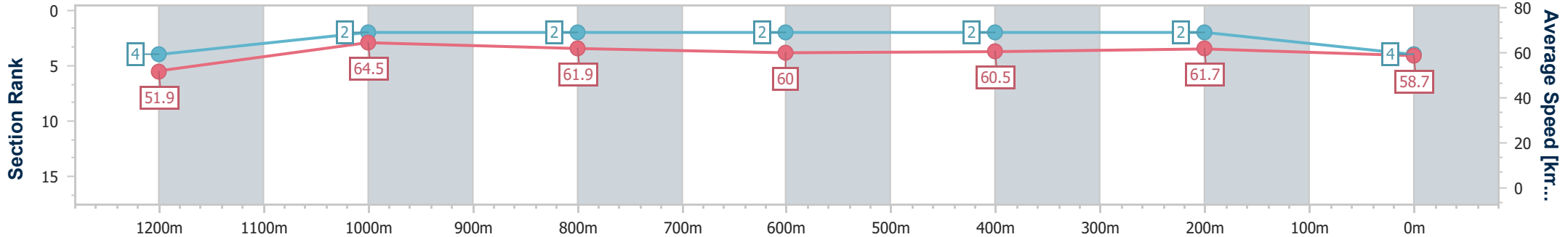
Sunshine Coast QLD Professional
Race 6: RAY WHITE GYMPIE RATINGS BAND 0 - 58 Handicap - 1400m



27 September 2024 - 20:34

Track Rating: Soft 5, Weather: Overcast, Rail Position: +2m Entire

Section	Overall	1200m	1000m	800m	600m	400m	200m
Section Times	1:24.89 [4] (0:13.89)	1:11.00 [4] (0:11.14)	0:59.86 [2] (0:11.76)	0:48.10 [2] (0:12.16)	0:35.94 [2] (0:11.98)	0:23.96 [2] (0:11.69)	0:12.27 [2] (0:12.27)
Average Speed [km/h]	51.9	64.5	61.9	60.0	60.5	61.7	58.7
Top Speed [km/h]	66.5	66.7	64.0	61.1	61.2	62.1	60.7
Avg. Dist. to Rail [m]	11.4	5.4	3.7	2.5	1.6	4.7	4.7
Avg. Stride Freq. [Hz]	2.2	2.4	2.3	2.3	2.3	2.3	2.3
Avg. Stride Length [m]	6.3	7.4	7.4	7.3	7.4	7.4	7.1



- [] Ranking at each section and finish
- .-.- No data available at this section
- NA No data available



Horse/Jockey Name	Maxie Tap
Final Rank	5
Fastest Section Time (Section)	0:11.41 (1200m)
Top Speed [km/h] (Section)	64.3 (Overall)
Race State	Finished



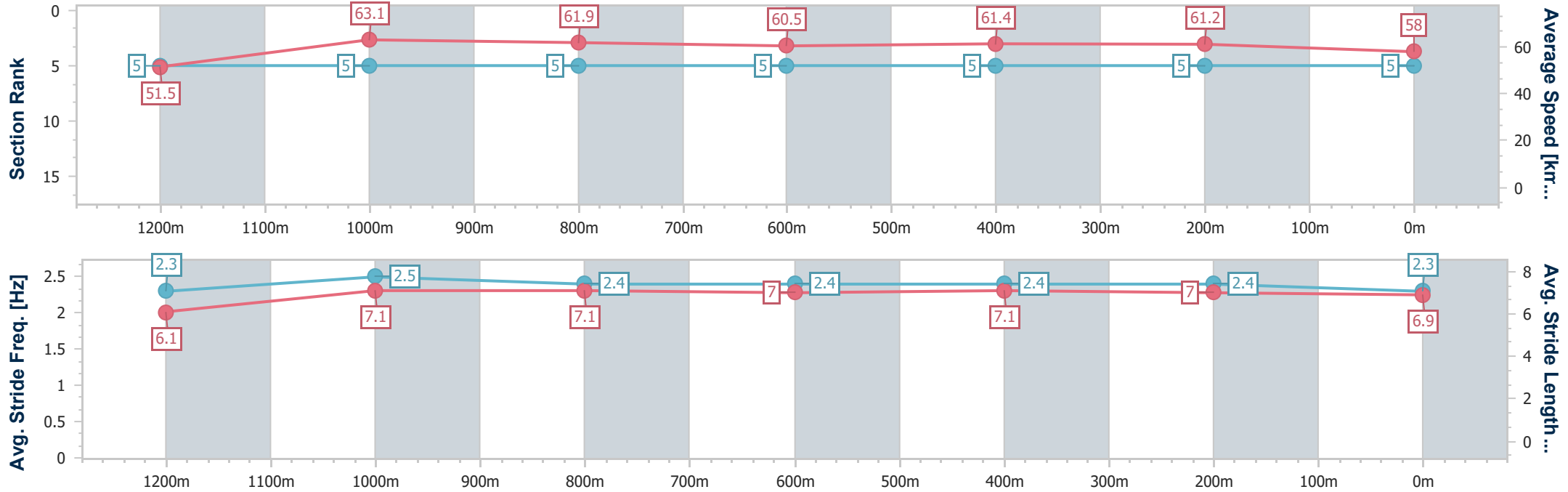
Sunshine Coast QLD Professional
Race 6: RAY WHITE GYMPIE RATINGS BAND 0 - 58 Handicap - 1400m



27 September 2024 - 20:34

Track Rating: Soft 5, Weather: Overcast, Rail Position: +2m Entire

Section	Overall	1200m	1000m	800m	600m	400m	200m
Section Times	1:25.44 [5] (0:13.98)	1:11.46 [5] (0:11.41)	1:00.05 [5] (0:11.76)	0:48.29 [5] (0:12.15)	0:36.14 [5] (0:12.00)	0:24.14 [5] (0:11.73)	0:12.41 [5] (0:12.41)
Average Speed [km/h]	51.5	63.1	61.9	60.5	61.4	61.2	58.0
Top Speed [km/h]	64.3	64.0	62.6	61.3	63.3	63.3	60.4
Avg. Dist. to Rail [m]	6.8	4.7	3.9	3.5	3.8	6.8	6.7
Avg. Stride Freq. [Hz]	2.3	2.5	2.4	2.4	2.4	2.4	2.3
Avg. Stride Length [m]	6.1	7.1	7.1	7.0	7.1	7.0	6.9



- [] Ranking at each section and finish
- .-.- No data available at this section
- NA No data available



Horse/Jockey Name	Pending
Final Rank	6
Fastest Section Time (Section)	0:11.59 (1200m)
Top Speed [km/h] (Section)	63.7 (400m)
Race State	Finished



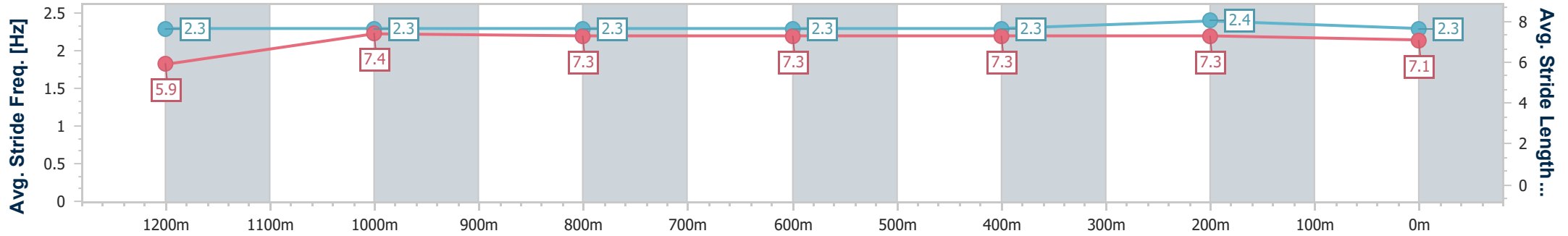
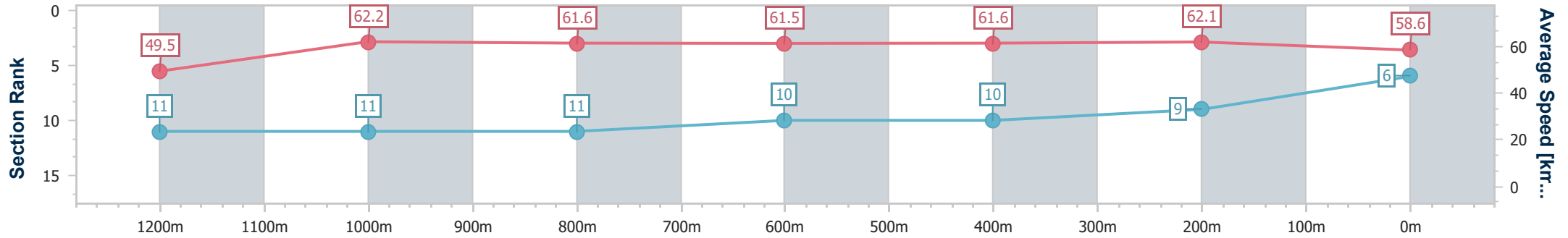
Sunshine Coast QLD Professional
Race 6: RAY WHITE GYMPIE RATINGS BAND 0 - 58 Handicap - 1400m



27 September 2024 - 20:34

Track Rating: Soft 5, Weather: Overcast, Rail Position: +2m Entire

Section	Overall	1200m	1000m	800m	600m	400m	200m
Section Times	1:25.52 [6] (0:14.54)	1:10.98 [11] (0:11.59)	0:59.39 [11] (0:11.75)	0:47.64 [11] (0:11.86)	0:35.78 [10] (0:11.88)	0:23.90 [10] (0:11.63)	0:12.27 [9] (0:12.27)
Average Speed [km/h]	49.5	62.2	61.6	61.5	61.6	62.1	58.6
Top Speed [km/h]	62.5	63.3	62.8	63.2	62.6	63.7	60.8
Avg. Dist. to Rail [m]	7.3	3.2	2.5	2.1	3.2	6.4	7.5
Avg. Stride Freq. [Hz]	2.3	2.3	2.3	2.3	2.3	2.4	2.3
Avg. Stride Length [m]	5.9	7.4	7.3	7.3	7.3	7.3	7.1



- [] Ranking at each section and finish
- .-.- No data available at this section
- NA No data available



Horse/Jockey Name	Planned Encounter
Final Rank	7
Fastest Section Time (Section)	0:11.51 (1200m)
Top Speed [km/h] (Section)	63.6 (Overall)
Race State	Finished



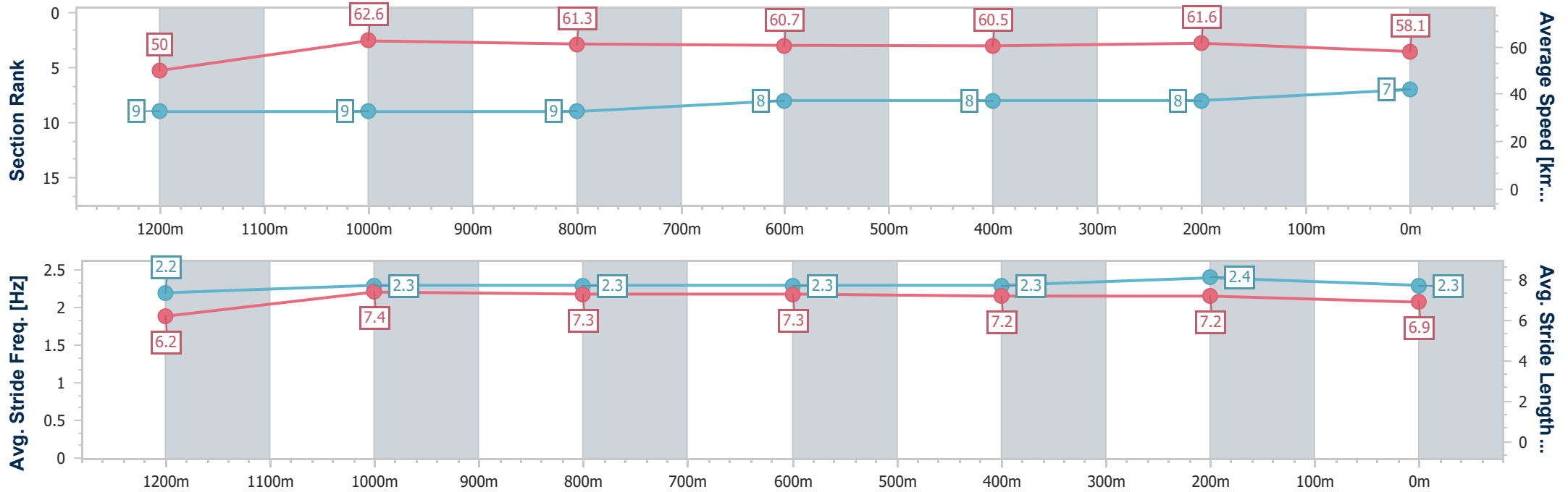
Sunshine Coast QLD Professional
Race 6: RAY WHITE GYMPIE RATINGS BAND 0 - 58 Handicap - 1400m



27 September 2024 - 20:34

Track Rating: Soft 5, Weather: Overcast, Rail Position: +2m Entire

Section	Overall	1200m	1000m	800m	600m	400m	200m
Section Times	1:25.54 [7] (0:14.36)	1:11.18 [9] (0:11.51)	0:59.67 [9] (0:11.81)	0:47.86 [9] (0:11.93)	0:35.93 [8] (0:11.84)	0:24.09 [8] (0:11.72)	0:12.37 [8] (0:12.37)
Average Speed [km/h]	50.0	62.6	61.3	60.7	60.5	61.6	58.1
Top Speed [km/h]	63.6	63.3	62.2	62.0	61.7	62.4	60.2
Avg. Dist. to Rail [m]	7.6	3.6	2.7	0.6	0.3	3.1	3.6
Avg. Stride Freq. [Hz]	2.2	2.3	2.3	2.3	2.3	2.4	2.3
Avg. Stride Length [m]	6.2	7.4	7.3	7.3	7.2	7.2	6.9



- [] Ranking at each section and finish
- .-.- No data available at this section
- NA No data available



Horse/Jockey Name	Better Lad
Final Rank	8
Fastest Section Time (Section)	0:11.55 (1200m)
Top Speed [km/h] (Section)	63.3 (Overall)
Race State	Finished



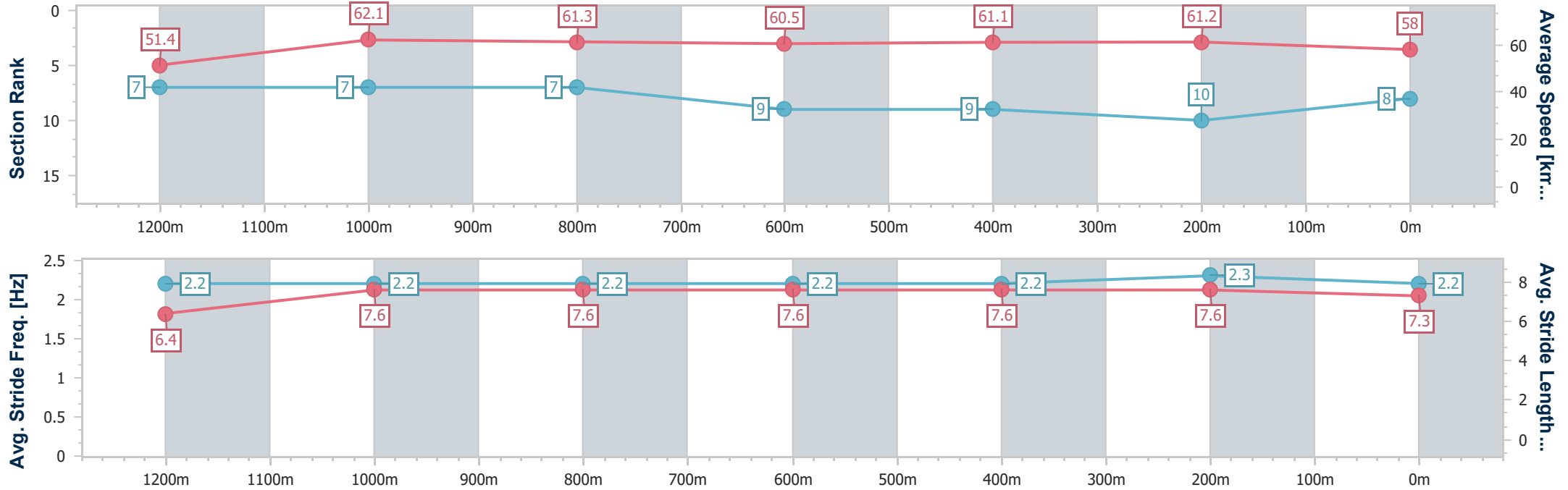
Sunshine Coast QLD Professional
Race 6: RAY WHITE GYMPIE RATINGS BAND 0 - 58 Handicap - 1400m



27 September 2024 - 20:34

Track Rating: Soft 5, Weather: Overcast, Rail Position: +2m Entire

Section	Overall	1200m	1000m	800m	600m	400m	200m
Section Times	1:25.76 [8] (0:14.08)	1:11.68 [7] (0:11.55)	1:00.13 [7] (0:11.86)	0:48.27 [7] (0:12.15)	0:36.12 [9] (0:11.95)	0:24.17 [9] (0:11.73)	0:12.44 [10] (0:12.44)
Average Speed [km/h]	51.4	62.1	61.3	60.5	61.1	61.2	58.0
Top Speed [km/h]	63.3	63.1	62.2	61.5	61.6	62.0	60.3
Avg. Dist. to Rail [m]	10.6	5.6	4.2	3.2	2.5	6.4	6.7
Avg. Stride Freq. [Hz]	2.2	2.2	2.2	2.2	2.2	2.3	2.2
Avg. Stride Length [m]	6.4	7.6	7.6	7.6	7.6	7.6	7.3



- [] Ranking at each section and finish
- .-.- No data available at this section
- NA No data available



Horse/Jockey Name	Hayaku
Final Rank	9
Fastest Section Time (Section)	0:11.57 (1200m)
Top Speed [km/h] (Section)	63.5 (1200m)
Race State	Finished



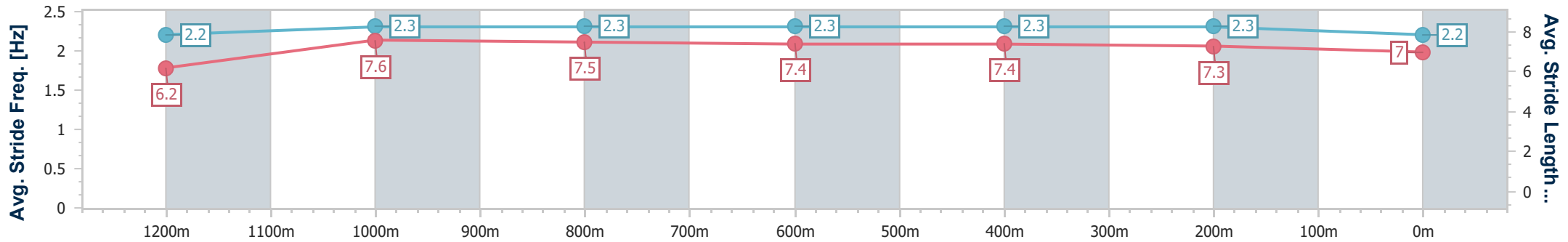
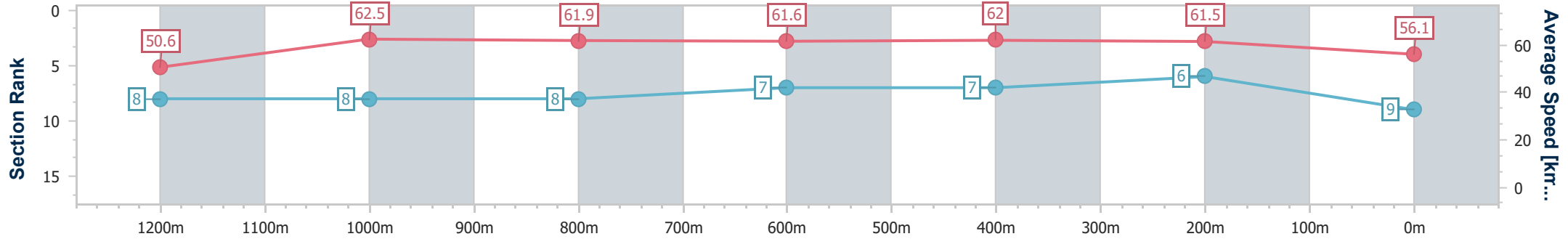
Sunshine Coast QLD Professional
Race 6: RAY WHITE GYMPIE RATINGS BAND 0 - 58 Handicap - 1400m



27 September 2024 - 20:34

Track Rating: Soft 5, Weather: Overcast, Rail Position: +2m Entire

Section	Overall	1200m	1000m	800m	600m	400m	200m
Section Times	1:25.91 [9] (0:14.22)	1:11.69 [8] (0:11.57)	1:00.12 [8] (0:11.77)	0:48.35 [8] (0:11.97)	0:36.38 [7] (0:11.82)	0:24.56 [7] (0:11.71)	0:12.85 [6] (0:12.85)
Average Speed [km/h]	50.6	62.5	61.9	61.6	62.0	61.5	56.1
Top Speed [km/h]	63.4	63.5	62.4	62.8	62.5	62.8	59.8
Avg. Dist. to Rail [m]	9.8	6.4	5.0	4.0	3.5	7.2	8.1
Avg. Stride Freq. [Hz]	2.2	2.3	2.3	2.3	2.3	2.3	2.2
Avg. Stride Length [m]	6.2	7.6	7.5	7.4	7.4	7.3	7.0



- [] Ranking at each section and finish
- .-.- No data available at this section
- NA No data available



Horse/Jockey Name	Door Into Summer
Final Rank	10
Fastest Section Time (Section)	0:11.42 (1200m)
Top Speed [km/h] (Section)	64.0 (1200m)
Race State	Finished



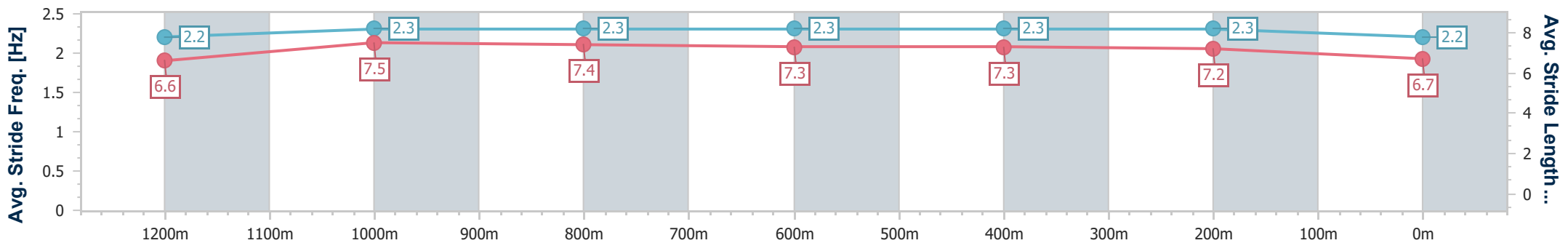
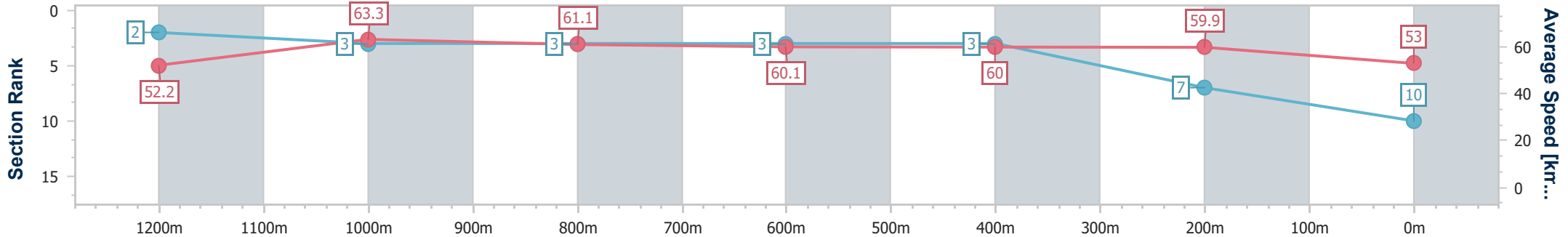
Sunshine Coast QLD Professional
Race 6: RAY WHITE GYMPIE RATINGS BAND 0 - 58 Handicap - 1400m



27 September 2024 - 20:34

Track Rating: Soft 5, Weather: Overcast, Rail Position: +2m Entire

Section	Overall	1200m	1000m	800m	600m	400m	200m
Section Times	1:26.70 [10] (0:13.76)	1:12.94 [2] (0:11.42)	1:01.52 [3] (0:11.80)	0:49.72 [3] (0:12.16)	0:37.56 [3] (0:11.97)	0:25.59 [3] (0:12.02)	0:13.57 [7] (0:13.57)
Average Speed [km/h]	52.2	63.3	61.1	60.1	60.0	59.9	53.0
Top Speed [km/h]	63.5	64.0	62.4	60.7	60.7	60.7	58.2
Avg. Dist. to Rail [m]	4.3	2.9	2.4	1.7	0.2	2.5	2.8
Avg. Stride Freq. [Hz]	2.2	2.3	2.3	2.3	2.3	2.3	2.2
Avg. Stride Length [m]	6.6	7.5	7.4	7.3	7.3	7.2	6.7



- [] Ranking at each section and finish
- .-.- No data available at this section
- NA No data available



Horse/Jockey Name	Hamiso
Final Rank	11
Fastest Section Time (Section)	0:11.55 (1200m)
Top Speed [km/h] (Section)	63.6 (1200m)
Race State	Finished



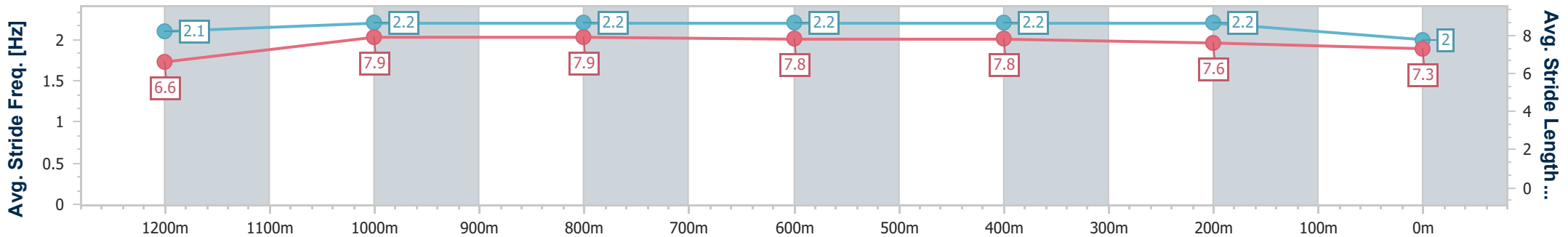
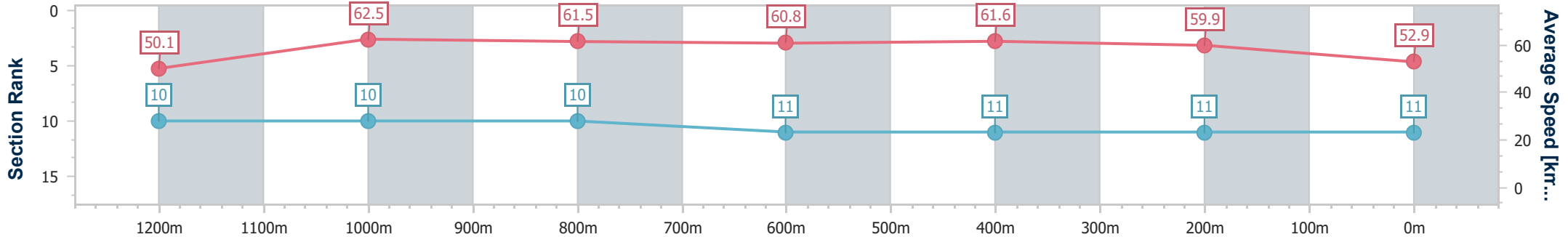
Sunshine Coast QLD Professional
Race 6: RAY WHITE GYMPIE RATINGS BAND 0 - 58 Handicap - 1400m



27 September 2024 - 20:34

Track Rating: Soft 5, Weather: Overcast, Rail Position: +2m Entire

Section	Overall	1200m	1000m	800m	600m	400m	200m
Section Times	1:27.40 [11] (0:14.39)	1:13.01 [10] (0:11.55)	1:01.46 [10] (0:11.81)	0:49.65 [10] (0:12.08)	0:37.57 [11] (0:11.98)	0:25.59 [11] (0:12.01)	0:13.58 [11] (0:13.58)
Average Speed [km/h]	50.1	62.5	61.5	60.8	61.6	59.9	52.9
Top Speed [km/h]	62.9	63.6	63.5	61.6	62.1	61.8	56.7
Avg. Dist. to Rail [m]	13.7	6.0	4.0	3.5	3.9	8.4	7.8
Avg. Stride Freq. [Hz]	2.1	2.2	2.2	2.2	2.2	2.2	2.0
Avg. Stride Length [m]	6.6	7.9	7.9	7.8	7.8	7.6	7.3



- [] Ranking at each section and finish
- .-.- No data available at this section
- NA No data available



Sunshine Coast QLD Professional

Race 7: BATHERSBY LEGAL Class 2 Plate - 1800m

27 September 2024 - 21:01



Track Rating: Soft 5, Weather: Overcast, Rail Position: +2m Entire

Section		Overall	1600m	1400m	1200m	1000m	800m	600m	Last 600m				
Field Times		1:50.97 (0:14.13)	1:36.84 (0:11.34)	1:25.50 (0:11.42)	1:14.08 (0:12.17)	1:01.91 (0:12.40)	0:49.51 (0:12.37)	0:37.14 (0:12.06)	0:37.14				
Rank	TAB Horse/Jockey	Barrier	Top Speed [km/h]	Fastest Section									Distance Travelled [m]
1	8 LOYALTY COUNTS Angela Jones	8	65.3 1600m	0:11.34 1600m	1:50.97 [1] (0:14.13)	1:36.84 [1] (0:11.34)	1:25.50 [1] (0:11.42)	1:14.08 [1] (0:12.17)	1:01.91 [1] (0:12.40)	0:49.51 [1] (0:12.37)	0:37.14 [1] (0:12.06)	0:37.14	
2	3 RING BEARER Nikita Beriman	5	63.8 1600m	0:11.54 1600m	1:51.05 [2] (0:14.18)	1:36.87 [2] (0:11.54)	1:25.33 [3] (0:11.67)	1:13.66 [4] (0:12.27)	1:01.39 [4] (0:12.58)	0:48.81 [4] (0:12.53)	0:36.28 [4] (0:11.91)	0:36.28	+0
3	13 WANDA'S OUTLAW Ron Stewart	10	65.2 1600m	0:11.51 1600m	1:51.10 [3] (0:14.38)	1:36.72 [5] (0:11.51)	1:25.21 [5] (0:11.79)	1:13.42 [5] (0:12.26)	1:01.16 [5] (0:12.55)	0:48.61 [5] (0:12.34)	0:36.27 [5] (0:11.81)	0:36.27	+6
4	10 TRAUTMAN Kyle Wilson-Taylor	4	64.5 1600m	0:11.59 1600m	1:51.43 [4] (0:14.67)	1:36.76 [8] (0:11.59)	1:25.17 [9] (0:11.87)	1:13.30 [9] (0:12.35)	1:00.95 [8] (0:12.39)	0:48.56 [8] (0:12.27)	0:36.29 [7] (0:11.84)	0:36.29	+3
5	16 MINGARDOS Samantha Collett	15	66.7 1600m	0:11.25 1600m	1:51.51 [5] (0:14.24)	1:37.27 [3] (0:11.25)	1:26.02 [2] (0:11.58)	1:14.44 [2] (0:12.28)	1:02.16 [2] (0:12.40)	0:49.76 [2] (0:12.41)	0:37.35 [2] (0:12.26)	0:37.35	+5
6	17 GINASUE Georgina Cartwright	13	66.2 1600m	0:11.35 1600m	1:51.67 [6] (0:14.89)	1:36.78 [10] (0:11.35)	1:25.43 [8] (0:11.89)	1:13.54 [8] (0:12.43)	1:01.11 [9] (0:12.41)	0:48.70 [9] (0:12.32)	0:36.38 [9] (0:11.83)	0:36.38	+9
7	5 ARTZINO Corey Bayliss	2	64.6 1600m	0:11.34 1600m	1:51.78 [7] (0:15.14)	1:36.64 [11] (0:11.34)	1:25.30 [10] (0:11.95)	1:13.35 [11] (0:12.28)	1:01.07 [11] (0:12.51)	0:48.56 [11] (0:12.15)	0:36.41 [10] (0:11.72)	0:36.41	-1
8	14 FREEMAN Robbie Dolan	3	63.5 1600m	0:11.65 1600m	1:52.05 [8] (0:14.42)	1:37.63 [6] (0:11.65)	1:25.98 [6] (0:11.79)	1:14.19 [6] (0:12.37)	1:01.82 [6] (0:12.50)	0:49.32 [6] (0:12.40)	0:36.92 [6] (0:11.92)	0:36.92	-3
9	2 GULF OF SIDRA Corey Sutherland	7	63.4 1600m	0:11.59 1600m	1:52.76 [9] (0:14.50)	1:38.26 [7] (0:11.59)	1:26.67 [7] (0:11.89)	1:14.78 [7] (0:12.36)	1:02.42 [7] (0:12.45)	0:49.97 [7] (0:12.39)	0:37.58 [8] (0:12.01)	0:37.58	+4
10	9 TERMITE Alisha Donald	6	64.3 1400m	0:11.72 1600m	1:53.14 [10] (0:14.81)	1:38.33 [9] (0:11.72)	1:26.61 [11] (0:11.87)	1:14.74 [10] (0:12.27)	1:02.47 [10] (0:12.51)	0:49.96 [10] (0:12.35)	0:37.61 [11] (0:12.03)	0:37.61	+5

Scratched: Gold Prince (#1), Rocked (#4), Jenny's Rose (#15), Flic En Flac (#12), Embolden (#7), Whyteepee (#11)

[] Ranking at each section and finish
 -:-:- No data available at this section
 NA No data available

SCN Saddle cloth number
 DNF Did not finish
 DNT Did not track



Sunshine Coast QLD Professional
Race 7: BATHERSBY LEGAL Class 2 Plate - 1800m
 27 September 2024 - 21:01



Track Rating: Soft 5, Weather: Overcast, Rail Position: +2m Entire

Section		Overall	1600m	1400m	1200m	1000m	800m	600m	Last 600m				
Field Times		1:50.97 (0:14.13)	1:36.84 (0:11.34)	1:25.50 (0:11.42)	1:14.08 (0:12.17)	1:01.91 (0:12.40)	0:49.51 (0:12.37)	0:37.14 (0:12.06)	0:37.14				
Rank	TAB Horse/Jockey	Barrier	Top Speed [km/h]	Fastest Section	Distance Travelled [m]								
11	6 BIG BAY WOLF Dan McGillivray	9	64.9 1600m	0:11.45 1600m	1:54.36 [11] (0:14.31)	1:40.05 [4] (0:11.45)	1:28.60 [4] (0:11.59)	1:17.01 [3] (0:12.22)	1:04.79 [3] (0:12.58)	0:52.21 [3] (0:12.60)	0:39.61 [3] (0:12.15)	0:39.61	+3

Scratched: Gold Prince (#1), Rocked (#4), Jenny's Rose (#15), Flic En Flac (#12), Embolden (#7), Whyteepee (#11)

[] Ranking at each section and finish
 -:-:- No data available at this section
 NA No data available

SCN Saddle cloth number
 DNF Did not finish
 DNT Did not track



Sunshine Coast QLD Professional

Race 7: BATHERSBY LEGAL Class 2 Plate - 1800m

27 September 2024 - 21:01



Track Rating: Soft 5, Weather: Overcast, Rail Position: +2m Entire

Section				400m	200m			Last 600m		
Field Times				0:25.08 (0:12.15)	0:12.93 (0:12.93)			0:37.14		
Rank	TAB	Horse/Jockey	Barrier	Top Speed [km/h]	Fastest Section	Margin			Distance Travelled [m]	
1	8	LOYALTY COUNTS Angela Jones	8	65.3 1600m	0:11.34 1600m	0:25.08 [1] (0:12.15)	0:12.93 [1] (0:12.93)	1:50.97	0:37.14	
2	3	RING BEARER Nikita Beriman	5	63.8 1600m	0:11.54 1600m	0:24.37 [4] (0:11.90)	0:12.47 [3] (0:12.47)	0.4L	0:36.28	+0
3	13	WANDA'S OUTLAW Ron Stewart	10	65.2 1600m	0:11.51 1600m	0:24.46 [3] (0:11.84)	0:12.62 [2] (0:12.62)	0.6L	0:36.27	+6
4	10	TRAUTMAN Kyle Wilson-Taylor	4	64.5 1600m	0:11.59 1600m	0:24.45 [6] (0:11.93)	0:12.52 [5] (0:12.52)	2.4L	0:36.29	+3
5	16	MINGARDOS Samantha Collett	15	66.7 1600m	0:11.25 1600m	0:25.09 [2] (0:12.26)	0:12.83 [4] (0:12.83)	2.7L	0:37.35	+5
6	17	GINASUE Georgina Cartwright	13	66.2 1600m	0:11.35 1600m	0:24.55 [9] (0:11.92)	0:12.63 [7] (0:12.63)	3.5L	0:36.38	+9
7	5	ARTZINO Corey Bayliss	2	64.6 1600m	0:11.34 1600m	0:24.69 [8] (0:11.99)	0:12.70 [8] (0:12.70)	4L	0:36.41	-1
8	14	FREEMAN Robbie Dolan	3	63.5 1600m	0:11.65 1600m	0:25.00 [7] (0:11.92)	0:13.08 [6] (0:13.08)	5.5L	0:36.92	-3
9	2	GULF OF SIDRA Corey Sutherland	7	63.4 1600m	0:11.59 1600m	0:25.57 [10] (0:12.14)	0:13.43 [9] (0:13.43)	9.5L	0:37.58	+4
10	9	TERMITE Alisha Donald	6	64.3 1400m	0:11.72 1600m	0:25.58 [11] (0:12.31)	0:13.27 [11] (0:13.27)	11.5L	0:37.61	+5

Scratched: Gold Prince (#1), Rocked (#4), Jenny's Rose (#15), Flic En Flac (#12), Embolden (#7), Whyteepee (#11)

[] Ranking at each section and finish
 -:-:- No data available at this section
 NA No data available

SCN Saddle cloth number
 DNF Did not finish
 DNT Did not track



Sunshine Coast QLD Professional
Race 7: BATHERSBY LEGAL Class 2 Plate - 1800m
 27 September 2024 - 21:01



Track Rating: Soft 5, Weather: Overcast, Rail Position: +2m Entire

Section		400m	200m			Last 600m			
Field Times		0:25.08 (0:12.15)	0:12.93 (0:12.93)			0:37.14			
Rank	TAB Horse/Jockey	Barrier	Top Speed [km/h]	Fastest Section	Margin	Distance Travelled [m]			
11	6 BIG BAY WOLF	9	64.9	0:11.45	0:27.46 [5]	0:14.97 [10]	18.5L	0:39.61	+3
	Dan McGillivray		1600m	1600m	(0:12.49)	(0:14.97)			

Scratched: Gold Prince (#1), Rocked (#4), Jenny's Rose (#15), Flic En Flac (#12), Embolden (#7), Whyteepee (#11)

[] Ranking at each section and finish
 -:-:- No data available at this section
 NA No data available

SCN Saddle cloth number
 DNF Did not finish
 DNT Did not track



Horse/Jockey Name	Loyalty Counts
Final Rank	1
Fastest Section Time (Section)	0:11.34 (1600m)
Top Speed [km/h] (Section)	65.3 (1600m)
Race State	Finished



Sunshine Coast QLD Professional

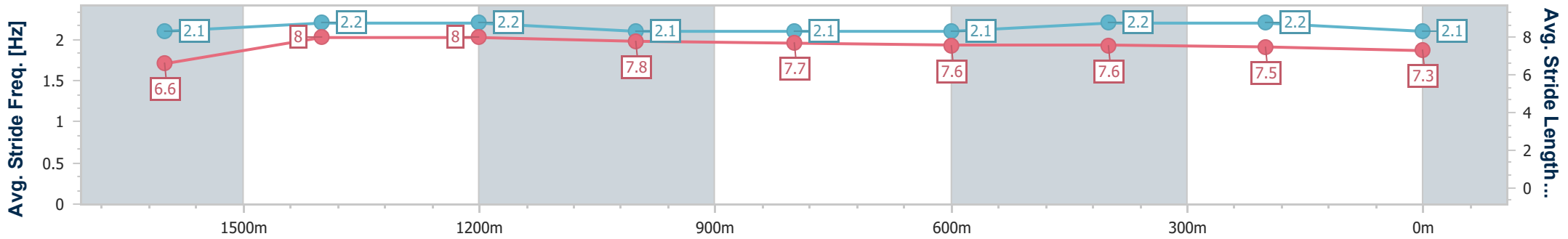
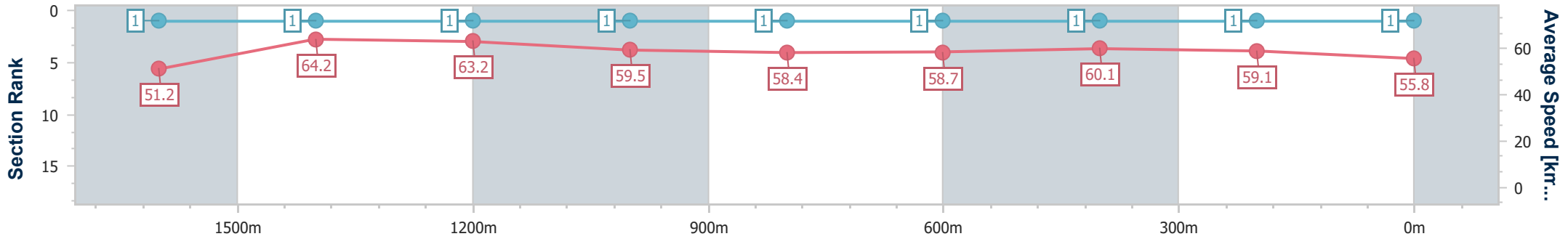
Race 7: BATHERSBY LEGAL Class 2 Plate - 1800m



27 September 2024 - 21:01

Track Rating: Soft 5, Weather: Overcast, Rail Position: +2m Entire

Section	Overall	1600m	1400m	1200m	1000m	800m	600m	400m	200m
Section Times	1:50.97 [1] (0:14.13)	1:36.84 [1] (0:11.34)	1:25.50 [1] (0:11.42)	1:14.08 [1] (0:12.17)	1:01.91 [1] (0:12.40)	0:49.51 [1] (0:12.37)	0:37.14 [1] (0:12.06)	0:25.08 [1] (0:12.15)	0:12.93 [1] (0:12.93)
Average Speed [km/h]	51.2	64.2	63.2	59.5	58.4	58.7	60.1	59.1	55.8
Top Speed [km/h]	63.9	65.3	64.5	61.5	59.1	59.4	60.4	60.0	58.0
Avg. Dist. to Rail [m]	7.8	2.0	1.9	2.3	2.3	1.5	0.8	5.0	6.4
Avg. Stride Freq. [Hz]	2.1	2.2	2.2	2.1	2.1	2.1	2.2	2.2	2.1
Avg. Stride Length [m]	6.6	8.0	8.0	7.8	7.7	7.6	7.6	7.5	7.3



- [] Ranking at each section and finish
- .-.- No data available at this section
- NA No data available



Horse/Jockey Name	Ring Bearer
Final Rank	2
Fastest Section Time (Section)	0:11.54 (1600m)
Top Speed [km/h] (Section)	63.8 (1600m)
Race State	Finished



Sunshine Coast QLD Professional

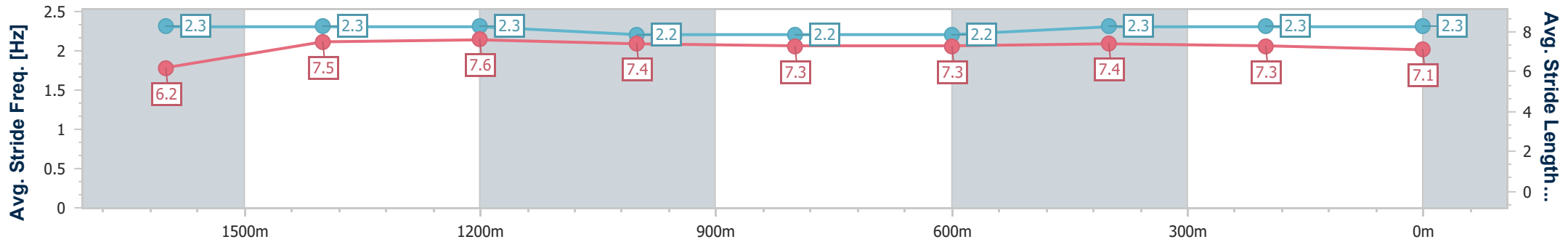
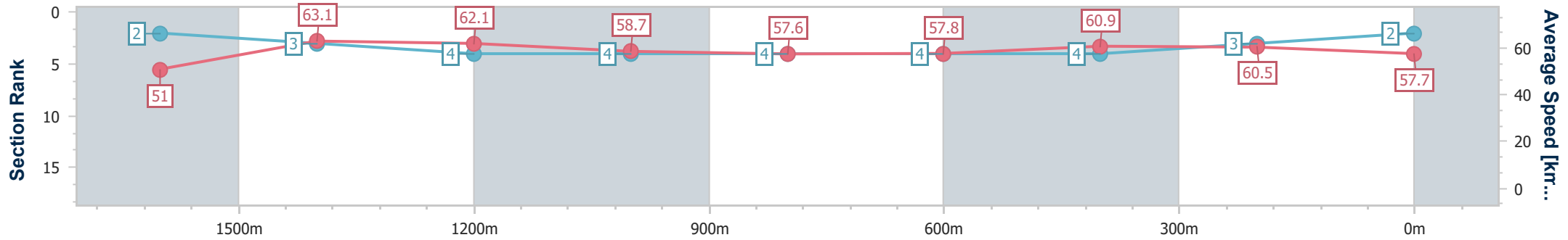
Race 7: BATHERSBY LEGAL Class 2 Plate - 1800m



27 September 2024 - 21:01

Track Rating: Soft 5, Weather: Overcast, Rail Position: +2m Entire

Section	Overall	1600m	1400m	1200m	1000m	800m	600m	400m	200m
Section Times	1:51.05 [2] (0:14.18)	1:36.87 [2] (0:11.54)	1:25.33 [3] (0:11.67)	1:13.66 [4] (0:12.27)	1:01.39 [4] (0:12.58)	0:48.81 [4] (0:12.53)	0:36.28 [4] (0:11.91)	0:24.37 [4] (0:11.90)	0:12.47 [3] (0:12.47)
Average Speed [km/h]	51.0	63.1	62.1	58.7	57.6	57.8	60.9	60.5	57.7
Top Speed [km/h]	62.2	63.8	63.8	59.5	58.6	59.9	60.8	60.7	60.0
Avg. Dist. to Rail [m]	5.6	2.7	2.4	2.6	2.3	1.5	0.5	4.4	6.7
Avg. Stride Freq. [Hz]	2.3	2.3	2.3	2.2	2.2	2.2	2.3	2.3	2.3
Avg. Stride Length [m]	6.2	7.5	7.6	7.4	7.3	7.3	7.4	7.3	7.1



- [] Ranking at each section and finish
- .-.- No data available at this section
- NA No data available



Horse/Jockey Name	Wanda's Outlaw
Final Rank	3
Fastest Section Time (Section)	0:11.51 (1600m)
Top Speed [km/h] (Section)	65.2 (1600m)
Race State	Finished



Sunshine Coast QLD Professional

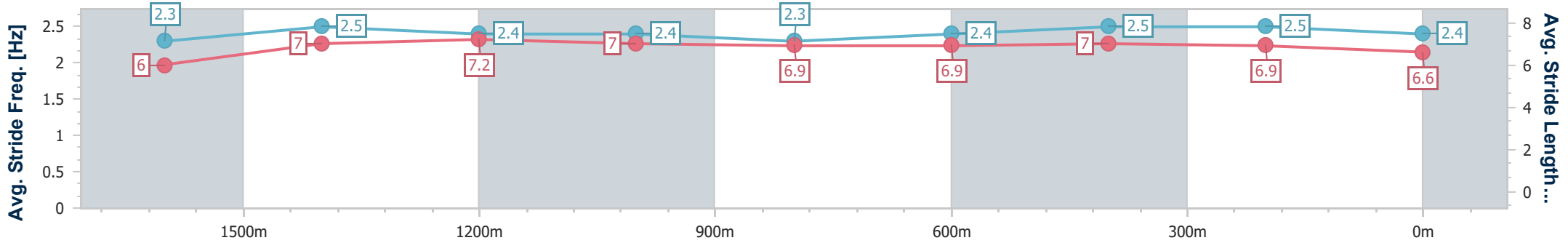
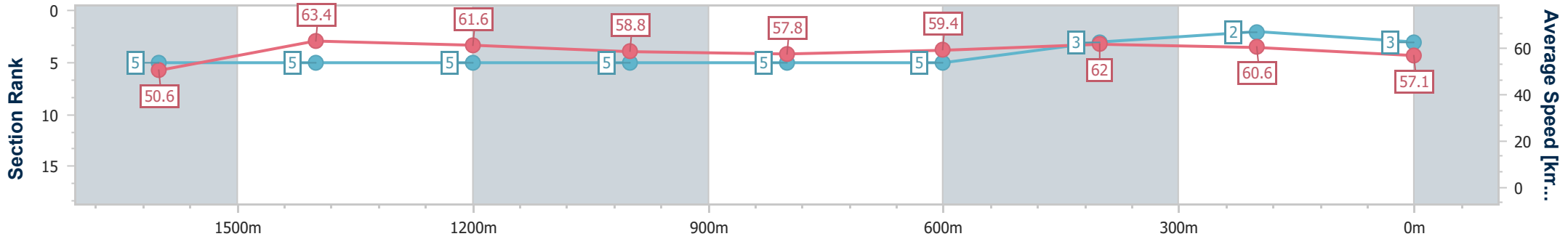
Race 7: BATHERSBY LEGAL Class 2 Plate - 1800m



27 September 2024 - 21:01

Track Rating: Soft 5, Weather: Overcast, Rail Position: +2m Entire

Section	Overall	1600m	1400m	1200m	1000m	800m	600m	400m	200m			
Section Times	1:51.10 [3] (0:14.38)	1:36.72 [5] (0:11.51)	1:25.21 [5] (0:11.79)	1:13.42 [5] (0:12.26)	1:01.16 [5] (0:12.55)	0:48.61 [5] (0:12.34)	0:36.27 [5] (0:11.81)	0:24.46 [3] (0:11.84)	0:12.62 [2] (0:12.62)			
Average Speed [km/h]	50.6	63.4	61.6	58.8	57.8	59.4	62.0	60.6	57.1			
Top Speed [km/h]	63.2	65.2	63.5	60.0	58.7	62.6	62.8	61.4	59.6			
Avg. Dist. to Rail [m]	9.3	4.0	3.7	3.5	3.2	2.9	2.4	5.8	7.5			
Avg. Stride Freq. [Hz]	2.3	2.5	2.4	2.4	2.3	2.4	2.5	2.5	2.4			
Avg. Stride Length [m]	6.0	7.0	7.2	7.0	6.9	6.9	7.0	6.9	6.6			



- [] Ranking at each section and finish
- .-.- No data available at this section
- NA No data available



Horse/Jockey Name	Trautman
Final Rank	4
Fastest Section Time (Section)	0:11.59 (1600m)
Top Speed [km/h] (Section)	64.5 (1600m)
Race State	Finished



Sunshine Coast QLD Professional

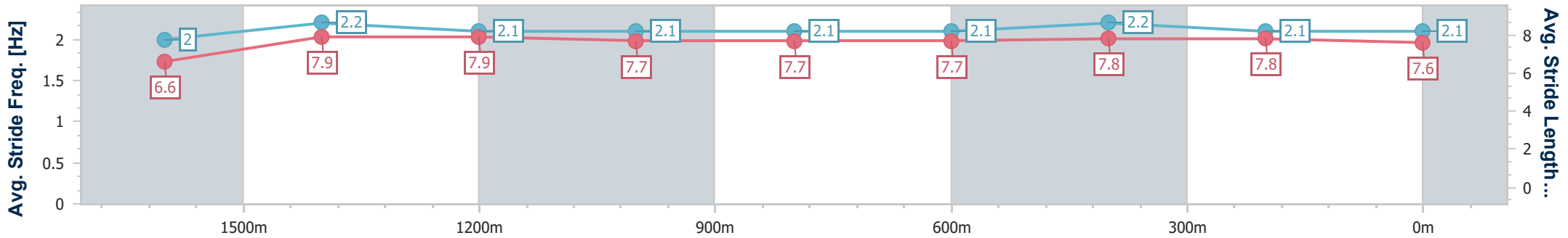
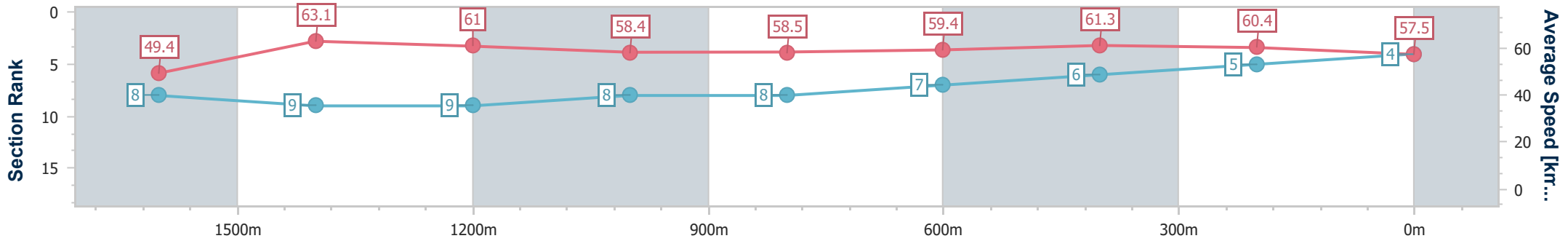
Race 7: BATHERSBY LEGAL Class 2 Plate - 1800m



27 September 2024 - 21:01

Track Rating: Soft 5, Weather: Overcast, Rail Position: +2m Entire

Section	Overall	1600m	1400m	1200m	1000m	800m	600m	400m	200m
Section Times	1:51.43 [4] (0:14.67)	1:36.76 [8] (0:11.59)	1:25.17 [9] (0:11.87)	1:13.30 [9] (0:12.35)	1:00.95 [8] (0:12.39)	0:48.56 [8] (0:12.27)	0:36.29 [7] (0:11.84)	0:24.45 [6] (0:11.93)	0:12.52 [5] (0:12.52)
Average Speed [km/h]	49.4	63.1	61.0	58.4	58.5	59.4	61.3	60.4	57.5
Top Speed [km/h]	62.7	64.5	63.3	60.7	59.1	62.4	62.6	62.0	59.2
Avg. Dist. to Rail [m]	5.4	3.7	2.8	2.6	2.5	2.0	1.7	4.9	5.3
Avg. Stride Freq. [Hz]	2.0	2.2	2.1	2.1	2.1	2.1	2.2	2.1	2.1
Avg. Stride Length [m]	6.6	7.9	7.9	7.7	7.7	7.7	7.8	7.8	7.6



- [] Ranking at each section and finish
- .-.- No data available at this section
- NA No data available



Horse/Jockey Name	Mingardos
Final Rank	5
Fastest Section Time (Section)	0:11.25 (1600m)
Top Speed [km/h] (Section)	66.7 (1600m)
Race State	Finished



Sunshine Coast QLD Professional

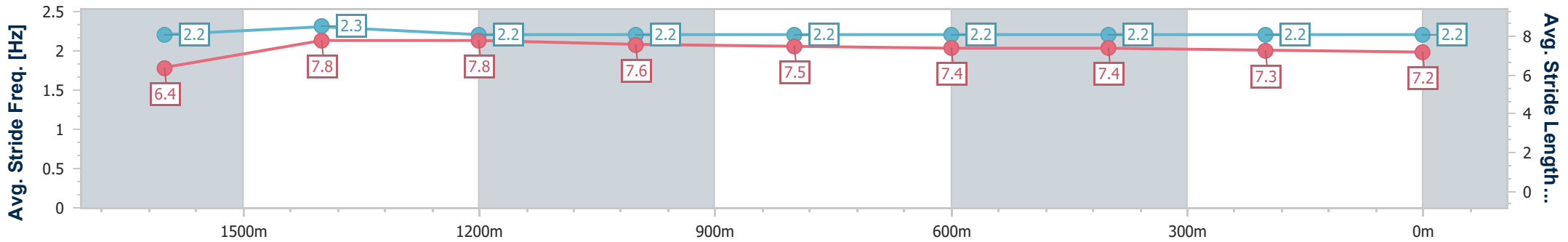
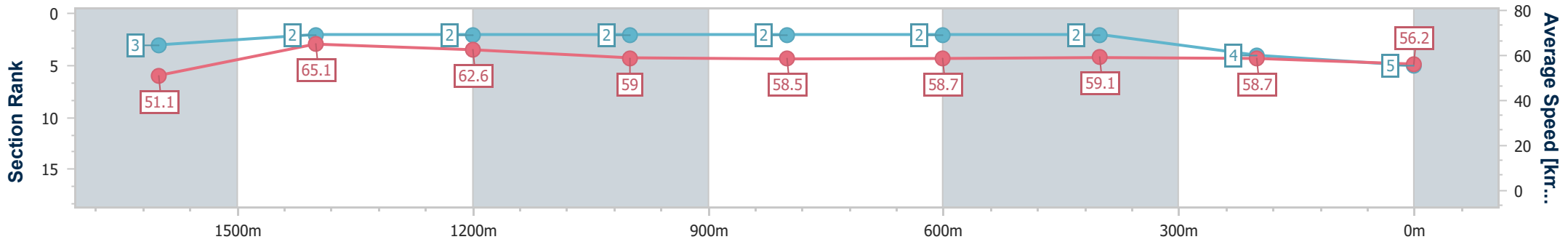
Race 7: BATHERSBY LEGAL Class 2 Plate - 1800m



27 September 2024 - 21:01

Track Rating: Soft 5, Weather: Overcast, Rail Position: +2m Entire

Section	Overall	1600m	1400m	1200m	1000m	800m	600m	400m	200m			
Section Times	1:51.51 [5] (0:14.24)	1:37.27 [3] (0:11.25)	1:26.02 [2] (0:11.58)	1:14.44 [2] (0:12.28)	1:02.16 [2] (0:12.40)	0:49.76 [2] (0:12.41)	0:37.35 [2] (0:12.26)	0:25.09 [2] (0:12.26)	0:12.83 [4] (0:12.83)			
Average Speed [km/h]	51.1	65.1	62.6	59.0	58.5	58.7	59.1	58.7	56.2			
Top Speed [km/h]	64.0	66.7	64.2	60.9	59.3	59.5	59.7	59.5	58.0			
Avg. Dist. to Rail [m]	11.3	4.9	3.1	3.0	3.2	2.3	1.2	2.7	3.8			
Avg. Stride Freq. [Hz]	2.2	2.3	2.2	2.2	2.2	2.2	2.2	2.2	2.2			
Avg. Stride Length [m]	6.4	7.8	7.8	7.6	7.5	7.4	7.4	7.3	7.2			



- [] Ranking at each section and finish
- .-.- No data available at this section
- NA No data available



Horse/Jockey Name	Ginasue
Final Rank	6
Fastest Section Time (Section)	0:11.35 (1600m)
Top Speed [km/h] (Section)	66.2 (1600m)
Race State	Finished



Sunshine Coast QLD Professional

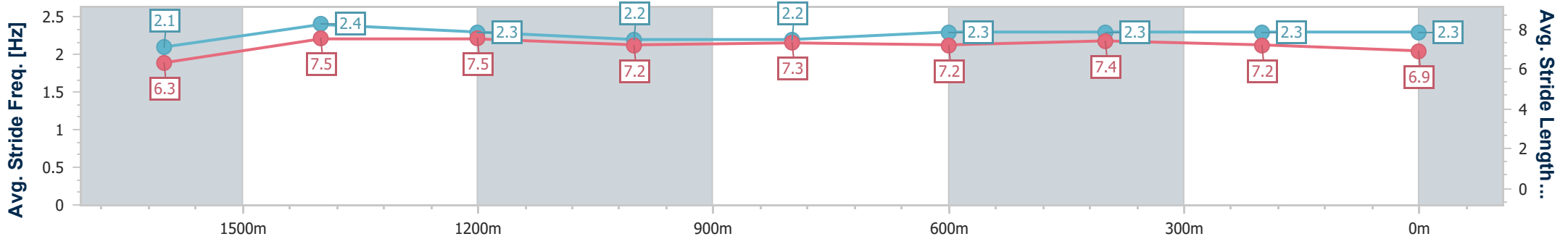
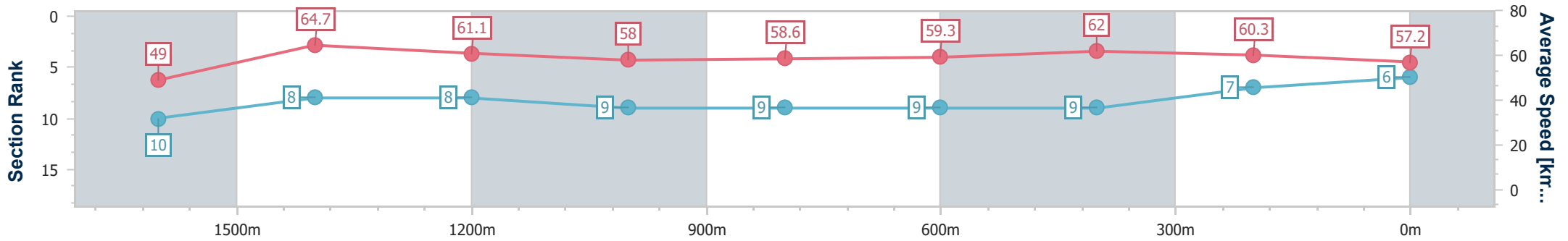
Race 7: BATHERSBY LEGAL Class 2 Plate - 1800m



27 September 2024 - 21:01

Track Rating: Soft 5, Weather: Overcast, Rail Position: +2m Entire

Section	Overall	1600m	1400m	1200m	1000m	800m	600m	400m	200m
Section Times	1:51.67 [6] (0:14.89)	1:36.78 [10] (0:11.35)	1:25.43 [8] (0:11.89)	1:13.54 [8] (0:12.43)	1:01.11 [9] (0:12.41)	0:48.70 [9] (0:12.32)	0:36.38 [9] (0:11.83)	0:24.55 [9] (0:11.92)	0:12.63 [7] (0:12.63)
Average Speed [km/h]	49.0	64.7	61.1	58.0	58.6	59.3	62.0	60.3	57.2
Top Speed [km/h]	62.9	66.2	64.4	61.2	59.3	61.9	62.5	61.9	59.1
Avg. Dist. to Rail [m]	9.2	5.3	4.2	4.0	3.3	2.9	2.8	7.1	8.4
Avg. Stride Freq. [Hz]	2.1	2.4	2.3	2.2	2.2	2.3	2.3	2.3	2.3
Avg. Stride Length [m]	6.3	7.5	7.5	7.2	7.3	7.2	7.4	7.2	6.9



- [] Ranking at each section and finish
- .-.- No data available at this section
- NA No data available



Horse/Jockey Name	Artzino
Final Rank	7
Fastest Section Time (Section)	0:11.34 (1600m)
Top Speed [km/h] (Section)	64.6 (1600m)
Race State	Finished



Sunshine Coast QLD Professional

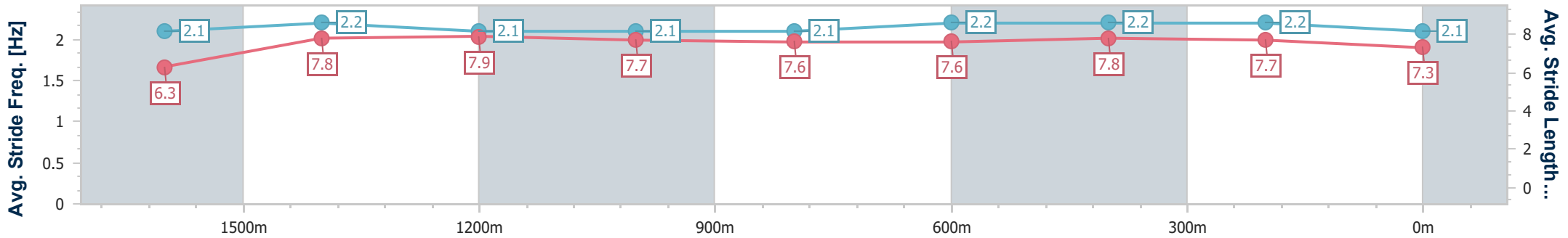
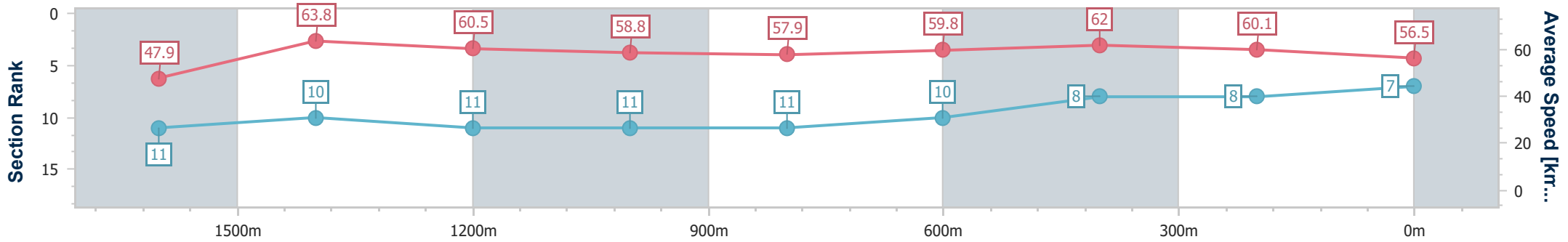
Race 7: BATHERSBY LEGAL Class 2 Plate - 1800m



27 September 2024 - 21:01

Track Rating: Soft 5, Weather: Overcast, Rail Position: +2m Entire

Section	Overall	1600m	1400m	1200m	1000m	800m	600m	400m	200m				
Section Times	1:51.78 [7] (0:15.14)	1:36.64 [11] (0:11.34)	1:25.30 [10] (0:11.95)	1:13.35 [11] (0:12.28)	1:01.07 [11] (0:12.51)	0:48.56 [11] (0:12.15)	0:36.41 [10] (0:11.72)	0:24.69 [8] (0:11.99)	0:12.70 [8] (0:12.70)				
Average Speed [km/h]	47.9	63.8	60.5	58.8	57.9	59.8	62.0	60.1	56.5				
Top Speed [km/h]	63.7	64.6	63.7	60.5	58.7	62.0	62.2	61.4	59.3				
Avg. Dist. to Rail [m]	4.5	2.2	2.4	2.5	2.3	1.7	1.1	3.0	3.4				
Avg. Stride Freq. [Hz]	2.1	2.2	2.1	2.1	2.1	2.2	2.2	2.2	2.1				
Avg. Stride Length [m]	6.3	7.8	7.9	7.7	7.6	7.6	7.8	7.7	7.3				



- [] Ranking at each section and finish
- .-.- No data available at this section
- NA No data available



Horse/Jockey Name	Freeman
Final Rank	8
Fastest Section Time (Section)	0:11.65 (1600m)
Top Speed [km/h] (Section)	63.5 (1600m)
Race State	Finished



Sunshine Coast QLD Professional

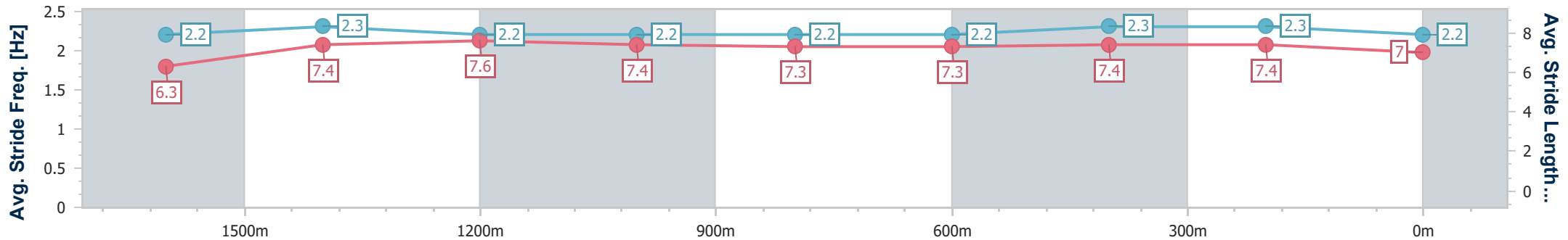
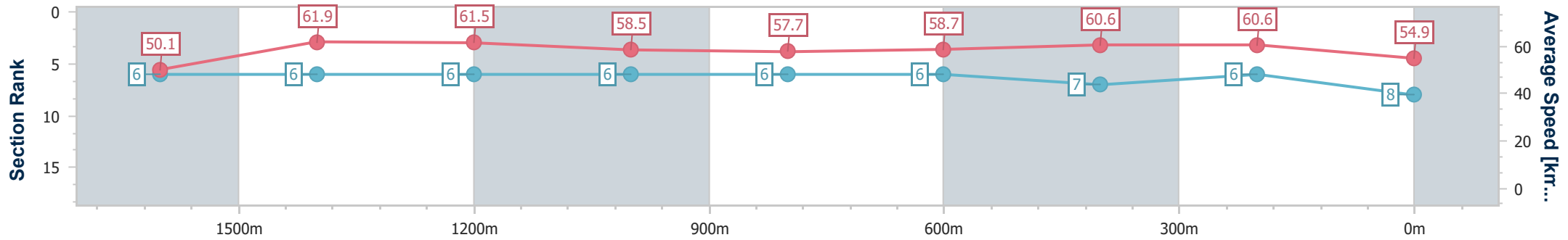
Race 7: BATHERSBY LEGAL Class 2 Plate - 1800m



27 September 2024 - 21:01

Track Rating: Soft 5, Weather: Overcast, Rail Position: +2m Entire

Section	Overall	1600m	1400m	1200m	1000m	800m	600m	400m	200m			
Section Times	1:52.05 [8] (0:14.42)	1:37.63 [6] (0:11.65)	1:25.98 [6] (0:11.79)	1:14.19 [6] (0:12.37)	1:01.82 [6] (0:12.50)	0:49.32 [6] (0:12.40)	0:36.92 [6] (0:11.92)	0:25.00 [7] (0:11.92)	0:13.08 [6] (0:13.08)			
Average Speed [km/h]	50.1	61.9	61.5	58.5	57.7	58.7	60.6	60.6	54.9			
Top Speed [km/h]	62.9	63.5	62.5	60.5	58.9	60.9	62.2	61.5	58.7			
Avg. Dist. to Rail [m]	3.5	1.3	2.0	2.5	2.3	1.7	0.6	1.7	2.9			
Avg. Stride Freq. [Hz]	2.2	2.3	2.2	2.2	2.2	2.2	2.3	2.3	2.2			
Avg. Stride Length [m]	6.3	7.4	7.6	7.4	7.3	7.3	7.4	7.4	7.0			



- [] Ranking at each section and finish
- .-.- No data available at this section
- NA No data available



Horse/Jockey Name	Gulf Of Sidra
Final Rank	9
Fastest Section Time (Section)	0:11.59 (1600m)
Top Speed [km/h] (Section)	63.4 (1600m)
Race State	Finished



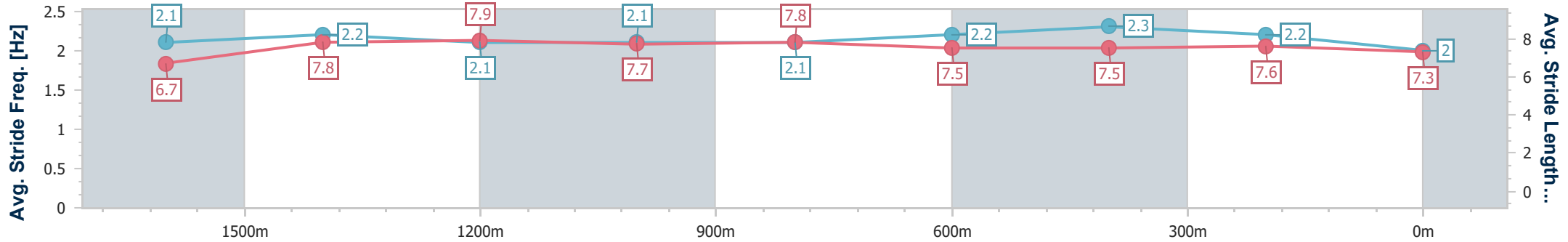
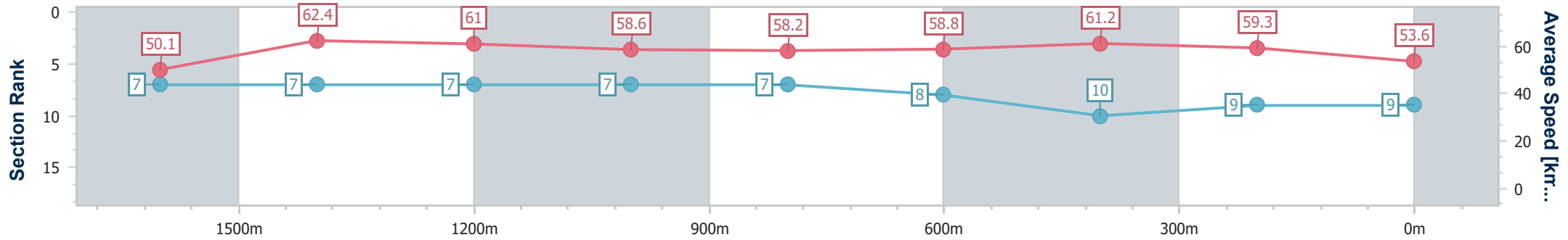
Sunshine Coast QLD Professional
Race 7: BATHERSBY LEGAL Class 2 Plate - 1800m



27 September 2024 - 21:01

Track Rating: Soft 5, Weather: Overcast, Rail Position: +2m Entire

Section	Overall	1600m	1400m	1200m	1000m	800m	600m	400m	200m			
Section Times	1:52.76 [9] (0:14.50)	1:38.26 [7] (0:11.59)	1:26.67 [7] (0:11.89)	1:14.78 [7] (0:12.36)	1:02.42 [7] (0:12.45)	0:49.97 [7] (0:12.39)	0:37.58 [8] (0:12.01)	0:25.57 [10] (0:12.14)	0:13.43 [9] (0:13.43)			
Average Speed [km/h]	50.1	62.4	61.0	58.6	58.2	58.8	61.2	59.3	53.6			
Top Speed [km/h]	62.6	63.4	62.6	60.3	60.1	61.1	62.4	61.0	57.3			
Avg. Dist. to Rail [m]	7.0	2.3	2.9	2.9	3.0	2.5	3.0	6.6	8.9			
Avg. Stride Freq. [Hz]	2.1	2.2	2.1	2.1	2.1	2.2	2.3	2.2	2.0			
Avg. Stride Length [m]	6.7	7.8	7.9	7.7	7.8	7.5	7.5	7.6	7.3			



- [] Ranking at each section and finish
- .-.- No data available at this section
- NA No data available



Horse/Jockey Name	Termite
Final Rank	10
Fastest Section Time (Section)	0:11.72 (1600m)
Top Speed [km/h] (Section)	64.3 (1400m)
Race State	Finished



Sunshine Coast QLD Professional

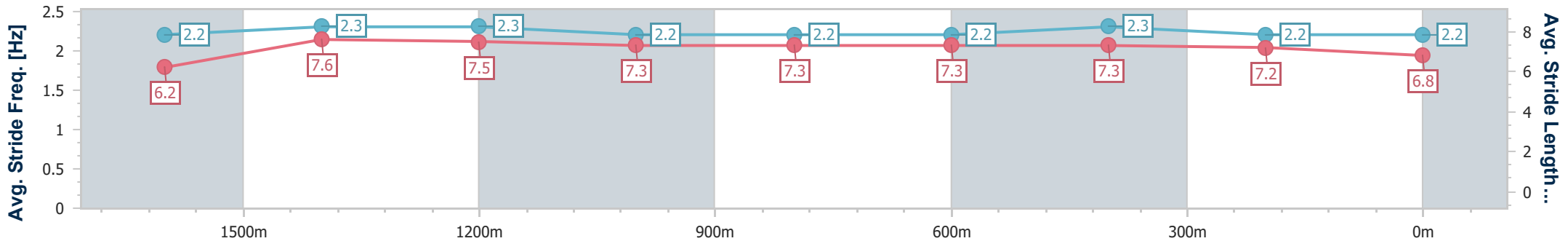
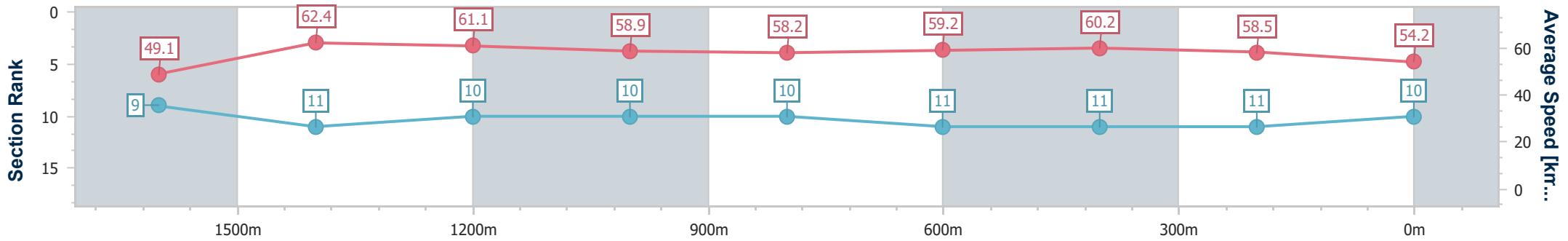
Race 7: BATHERSBY LEGAL Class 2 Plate - 1800m



27 September 2024 - 21:01

Track Rating: Soft 5, Weather: Overcast, Rail Position: +2m Entire

Section	Overall	1600m	1400m	1200m	1000m	800m	600m	400m	200m			
Section Times	1:53.14 [10] (0:14.81)	1:38.33 [9] (0:11.72)	1:26.61 [11] (0:11.87)	1:14.74 [10] (0:12.27)	1:02.47 [10] (0:12.51)	0:49.96 [10] (0:12.35)	0:37.61 [11] (0:12.03)	0:25.58 [11] (0:12.31)	0:13.27 [11] (0:13.27)			
Average Speed [km/h]	49.1	62.4	61.1	58.9	58.2	59.2	60.2	58.5	54.2			
Top Speed [km/h]	61.5	63.9	64.3	61.2	58.8	60.2	60.9	60.2	56.1			
Avg. Dist. to Rail [m]	6.7	4.1	3.9	4.0	3.7	2.9	0.9	0.4	1.3			
Avg. Stride Freq. [Hz]	2.2	2.3	2.3	2.2	2.2	2.2	2.3	2.2	2.2			
Avg. Stride Length [m]	6.2	7.6	7.5	7.3	7.3	7.3	7.3	7.2	6.8			



- [] Ranking at each section and finish
- .-.- No data available at this section
- NA No data available



Horse/Jockey Name	Big Bay Wolf
Final Rank	11
Fastest Section Time (Section)	0:11.45 (1600m)
Top Speed [km/h] (Section)	64.9 (1600m)
Race State	Finished



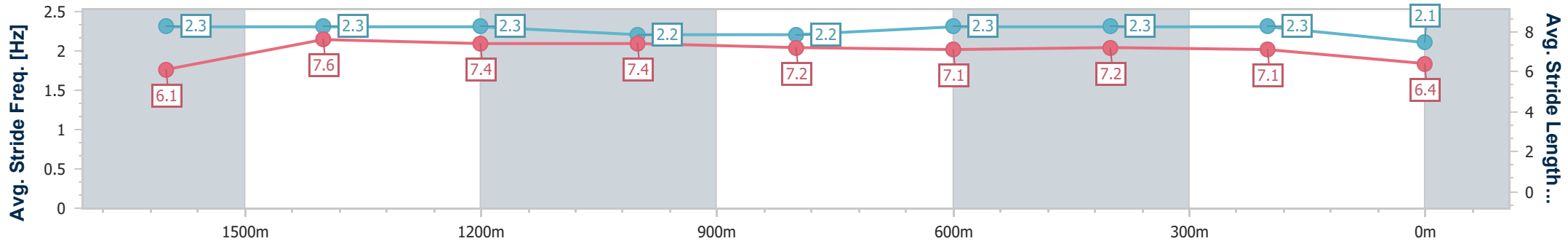
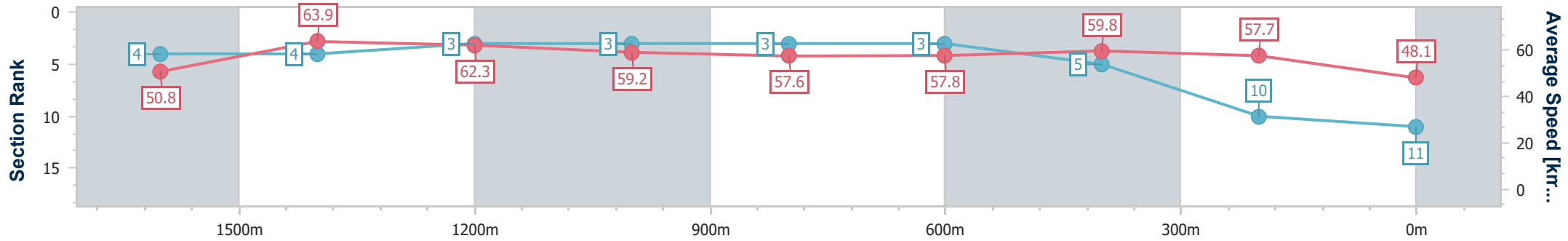
Sunshine Coast QLD Professional
Race 7: BATHERSBY LEGAL Class 2 Plate - 1800m



27 September 2024 - 21:01

Track Rating: Soft 5, Weather: Overcast, Rail Position: +2m Entire

Section	Overall	1600m	1400m	1200m	1000m	800m	600m	400m	200m			
Section Times	1:54.36 [11] (0:14.31)	1:40.05 [4] (0:11.45)	1:28.60 [4] (0:11.59)	1:17.01 [3] (0:12.22)	1:04.79 [3] (0:12.58)	0:52.21 [3] (0:12.60)	0:39.61 [3] (0:12.15)	0:27.46 [5] (0:12.49)	0:14.97 [10] (0:14.97)			
Average Speed [km/h]	50.8	63.9	62.3	59.2	57.6	57.8	59.8	57.7	48.1			
Top Speed [km/h]	62.4	64.9	63.9	62.0	58.2	59.4	60.8	59.6	54.1			
Avg. Dist. to Rail [m]	8.8	3.3	2.9	3.4	3.1	2.1	1.2	3.2	5.4			
Avg. Stride Freq. [Hz]	2.3	2.3	2.3	2.2	2.2	2.3	2.3	2.3	2.1			
Avg. Stride Length [m]	6.1	7.6	7.4	7.4	7.2	7.1	7.2	7.1	6.4			



- [] Ranking at each section and finish
- .-.- No data available at this section
- NA No data available