

Track Rating: Good 4, Weather: Fine, Rail Position: +5m Entire

Section													Overall	1400m	1200m	1000m	800m	600m	400m	Last 600m
Field Times													1:43.92 (0:19.19)	1:24.73 (0:11.89)	1:12.84 (0:12.73)	1:00.11 (0:12.37)	0:47.74 (0:12.08)	0:35.66 (0:11.92)	0:23.74 (0:11.65)	0:35.66
Rank	TAB	Horse/Jockey	Barrier	Top Speed [km/h]	Fastest Section								Distance Travelled [m]							
1	6	LUTON HOO Noel Callow	5	63.6 400m	0:11.55 400m	1:43.92 [1] (0:19.49)	1:24.43 [2] (0:11.93)	1:12.50 [2] (0:12.72)	0:59.78 [3] (0:12.48)	0:47.30 [2] (0:12.10)	0:35.20 [3] (0:11.56)	0:23.64 [2] (0:11.55)	0:35.20							
2	10	NEW JOY Angela Jones	2	63.3 Overall	0:11.55 600m	1:44.27 [2] (0:20.09)	1:24.18 [7] (0:11.90)	1:12.28 [7] (0:12.66)	0:59.62 [7] (0:12.56)	0:47.06 [7] (0:12.00)	0:35.06 [7] (0:11.55)	0:23.51 [7] (0:11.73)	0:35.06 +5							
3	12	TWISTED MISTRESS Alisha Donald	6	66.7 Overall	0:11.86 400m	1:44.33 [3] (0:19.19)	1:25.14 [1] (0:11.89)	1:13.25 [1] (0:12.73)	1:00.52 [1] (0:12.37)	0:48.15 [1] (0:12.08)	0:36.07 [1] (0:11.92)	0:24.15 [1] (0:11.86)	0:36.07 +4							
4	8	BLUE CHIP GIRL Andrew Mallyon	3	62.8 600m	0:11.72 600m	1:44.46 [4] (0:19.77)	1:24.69 [4] (0:11.90)	1:12.79 [4] (0:12.56)	1:00.23 [4] (0:12.53)	0:47.70 [4] (0:12.05)	0:35.65 [4] (0:11.72)	0:23.93 [4] (0:11.80)	0:35.65 +7							
5	2	TWYFORD Adin Thompson	4	62.8 Overall	0:11.82 600m	1:44.64 [5] (0:19.50)	1:25.14 [3] (0:11.96)	1:13.18 [3] (0:12.61)	1:00.57 [2] (0:12.58)	0:47.99 [3] (0:11.98)	0:36.01 [2] (0:11.82)	0:24.19 [3] (0:11.85)	0:36.01 +4							
6	3	ROCKED Mark Du Plessis	1	62.2 Overall	0:11.73 600m	1:44.69 [6] (0:19.79)	1:24.90 [5] (0:11.95)	1:12.95 [5] (0:12.66)	1:00.29 [5] (0:12.52)	0:47.77 [5] (0:11.99)	0:35.78 [5] (0:11.73)	0:24.05 [6] (0:11.79)	0:35.78 +3							
7	9	INDENTED HEAD Georgina Cartwright	8	63.5 600m	0:11.59 600m	1:45.01 [7] (0:19.98)	1:25.03 [6] (0:11.91)	1:13.12 [6] (0:12.63)	1:00.49 [6] (0:12.50)	0:47.99 [6] (0:11.98)	0:36.01 [6] (0:11.59)	0:24.42 [5] (0:12.02)	0:36.01 +9							
8	7	ROYAL GEORGE Melea Castle	7	62.7 Overall	0:11.81 600m	1:45.08 [8] (0:20.40)	1:24.68 [9] (0:11.82)	1:12.86 [8] (0:12.66)	1:00.20 [9] (0:12.58)	0:47.62 [9] (0:11.89)	0:35.73 [8] (0:11.81)	0:23.92 [8] (0:11.97)	0:35.73 +4							
9	5	ANTHROPICA Montanna Savva	9	61.8 600m	0:11.86 600m	1:46.78 [9] (0:20.35)	1:26.43 [8] (0:11.92)	1:14.51 [9] (0:12.59)	1:01.92 [8] (0:12.59)	0:49.33 [8] (0:12.06)	0:37.27 [9] (0:11.86)	0:25.41 [9] (0:12.15)	0:37.27 +9							

Scratched: Good Life Diva (#11), Showman (#4), Smart As Smart (#1)

Track Rating: Good 4, Weather: Fine, Rail Position: +5m Entire

Section							200m			Last 600m
Field Times							0:12.09			0:35.66
							(0:12.09)			
Rank	TAB	Horse/Jockey	Barrier	Top Speed [km/h]	Fastest Section	Margin			Distance Travelled [m]	
1	6	LUTON HOO Noel Callow	5	63.6 400m	0:11.55 400m	0:12.09 [1] (0:12.09)	1:43.92		0:35.20	
2	10	NEW JOY Angela Jones	2	63.3 Overall	0:11.55 600m	0:11.78 [6] (0:11.78)	2.06L		0:35.06 +5	
3	12	TWISTED MISTRESS Alisha Donald	6	66.7 Overall	0:11.86 400m	0:12.29 [2] (0:12.29)	2.38L		0:36.07 +4	
4	8	BLUE CHIP GIRL Andrew Mallyon	3	62.8 600m	0:11.72 600m	0:12.13 [4] (0:12.13)	3.18L		0:35.65 +7	
5	2	TWYFORD Adin Thompson	4	62.8 Overall	0:11.82 600m	0:12.34 [3] (0:12.34)	4.21L		0:36.01 +4	
6	3	ROCKED Mark Du Plessis	1	62.2 Overall	0:11.73 600m	0:12.26 [5] (0:12.26)	4.49L		0:35.78 +3	
7	9	INDENTED HEAD Georgina Cartwright	8	63.5 600m	0:11.59 600m	0:12.40 [7] (0:12.40)	6.37L		0:36.01 +9	
8	7	ROYAL GEORGE Melea Castle	7	62.7 Overall	0:11.81 600m	0:11.95 [8] (0:11.95)	6.79L		0:35.73 +4	
9	5	ANTHROPICA Montanna Savva	9	61.8 600m	0:11.86 600m	0:13.26 [9] (0:13.26)	16.78L		0:37.27 +9	

Scratched: Good Life Diva (#11), Showman (#4), Smart As Smart (#1)



Horse/Jockey Name	Luton Hoo
Final Rank	1
Fastest Section Time (Section)	0:11.55 (400m)
Top Speed [km/h] (Section)	63.6 (400m)
Race State	Finished



Ipswich QLD Professional

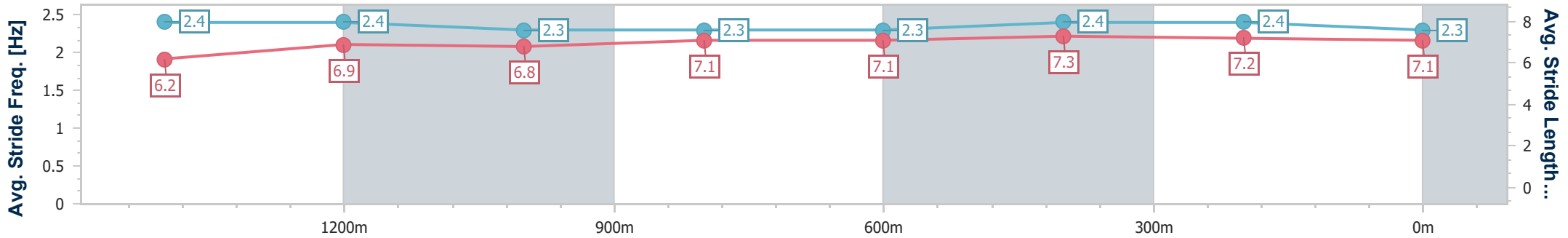
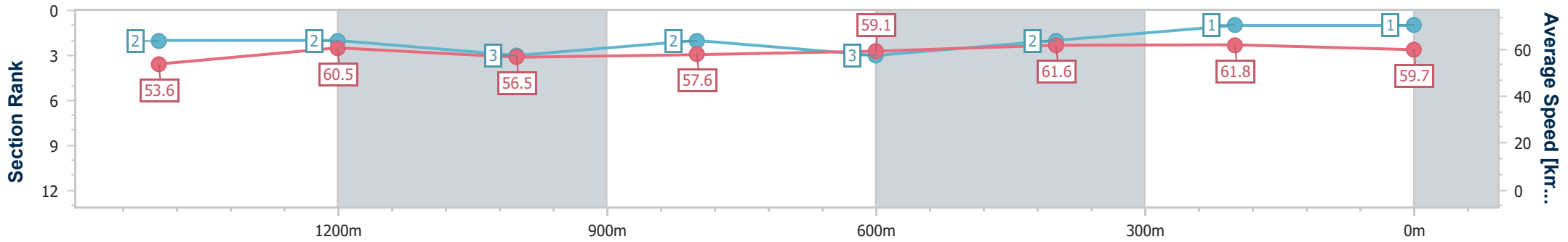
Race 5: TAB Class 3 Plate - 1690m

26 September 2024 - 15:12



Track Rating: Good 4, Weather: Fine, Rail Position: +5m Entire

Section	Overall	1400m	1200m	1000m	800m	600m	400m	200m
Section Times	1:43.92 [1] (0:19.49)	1:24.43 [2] (0:11.93)	1:12.50 [2] (0:12.72)	0:59.78 [3] (0:12.48)	0:47.30 [2] (0:12.10)	0:35.20 [3] (0:11.56)	0:23.64 [2] (0:11.55)	0:12.09 [1] (0:12.09)
Average Speed [km/h]	53.6	60.5	56.5	57.6	59.1	61.6	61.8	59.7
Top Speed [km/h]	63.3	61.7	58.1	58.2	60.1	63.5	63.6	61.0
Avg. Dist. to Rail [m]	3.2	0.3	0.5	0.9	1.9	2.2	1.6	1.5
Avg. Stride Freq. [Hz]	2.4	2.4	2.3	2.3	2.3	2.4	2.4	2.3
Avg. Stride Length [m]	6.2	6.9	6.8	7.1	7.1	7.3	7.2	7.1



- [] Ranking at each section and finish
- .-.- No data available at this section
- NA No data available



Horse/Jockey Name	New Joy
Final Rank	2
Fastest Section Time (Section)	0:11.55 (600m)
Top Speed [km/h] (Section)	63.3 (Overall)
Race State	Finished



Ipswich QLD Professional

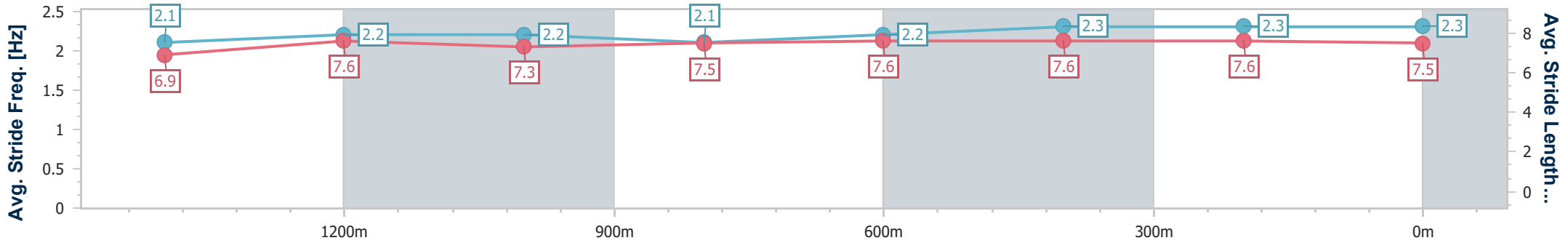
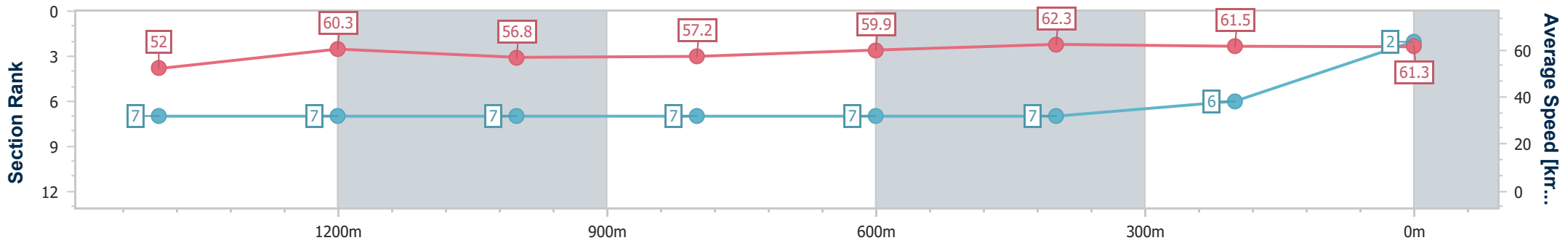
Race 5: TAB Class 3 Plate - 1690m

26 September 2024 - 15:12



Track Rating: Good 4, Weather: Fine, Rail Position: +5m Entire

Section	Overall	1400m	1200m	1000m	800m	600m	400m	200m
Section Times	1:44.27 [2] (0:20.09)	1:24.18 [7] (0:11.90)	1:12.28 [7] (0:12.66)	0:59.62 [7] (0:12.56)	0:47.06 [7] (0:12.00)	0:35.06 [7] (0:11.55)	0:23.51 [7] (0:11.73)	0:11.78 [6]
Average Speed [km/h]	52.0	60.3	56.8	57.2	59.9	62.3	61.5	61.3
Top Speed [km/h]	63.3	61.7	58.5	58.7	61.8	63.3	61.8	61.7
Avg. Dist. to Rail [m]	2.3	0.5	0.2	0.3	0.8	0.3	1.2	4.2
Avg. Stride Freq. [Hz]	2.1	2.2	2.2	2.1	2.2	2.3	2.3	2.3
Avg. Stride Length [m]	6.9	7.6	7.3	7.5	7.6	7.6	7.6	7.5



- [] Ranking at each section and finish
- .-.- No data available at this section
- NA No data available



Horse/Jockey Name	Twisted Mistress
Final Rank	3
Fastest Section Time (Section)	0:11.86 (400m)
Top Speed [km/h] (Section)	66.7 (Overall)
Race State	Finished



Ipswich QLD Professional

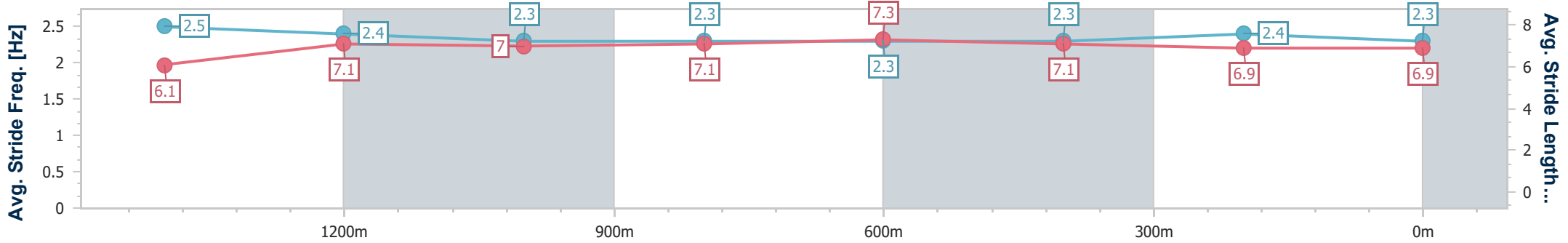
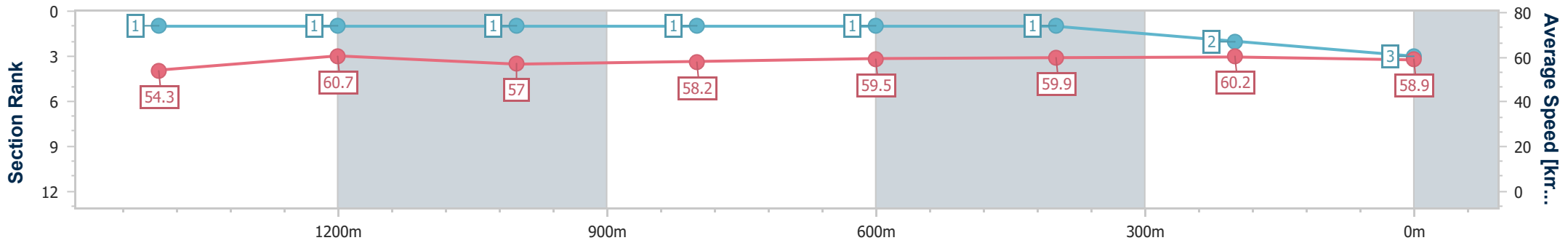
Race 5: TAB Class 3 Plate - 1690m

26 September 2024 - 15:12



Track Rating: Good 4, Weather: Fine, Rail Position: +5m Entire

Section	Overall	1400m	1200m	1000m	800m	600m	400m	200m
Section Times	1:44.33 [3] (0:19.19)	1:25.14 [1] (0:11.89)	1:13.25 [1] (0:12.73)	1:00.52 [1] (0:12.37)	0:48.15 [1] (0:12.08)	0:36.07 [1] (0:11.92)	0:24.15 [1] (0:11.86)	0:12.29 [2] (0:12.29)
Average Speed [km/h]	54.3	60.7	57.0	58.2	59.5	59.9	60.2	58.9
Top Speed [km/h]	66.7	64.4	57.6	59.4	59.9	60.5	61.1	60.3
Avg. Dist. to Rail [m]	3.8	0.5	1.5	0.8	0.4	1.5	1.6	1.4
Avg. Stride Freq. [Hz]	2.5	2.4	2.3	2.3	2.3	2.3	2.4	2.3
Avg. Stride Length [m]	6.1	7.1	7.0	7.1	7.3	7.1	6.9	6.9



- [] Ranking at each section and finish
- .-.- No data available at this section
- NA No data available



Horse/Jockey Name	Blue Chip Girl
Final Rank	4
Fastest Section Time (Section)	0:11.72 (600m)
Top Speed [km/h] (Section)	62.8 (600m)
Race State	Finished



Ipswich QLD Professional

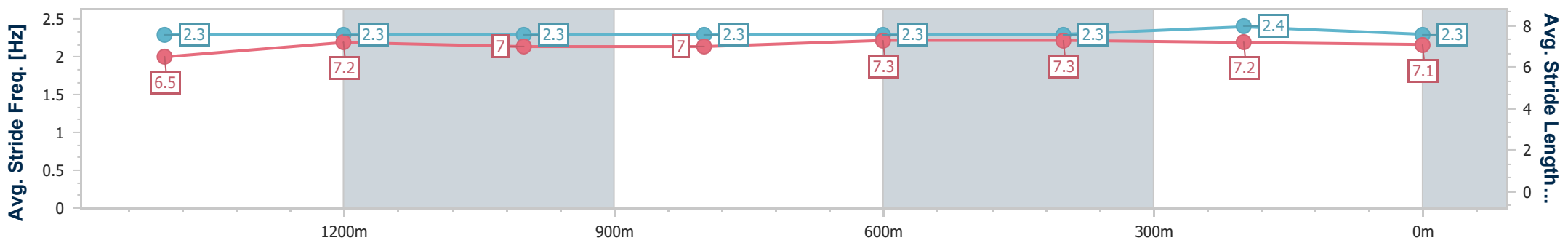
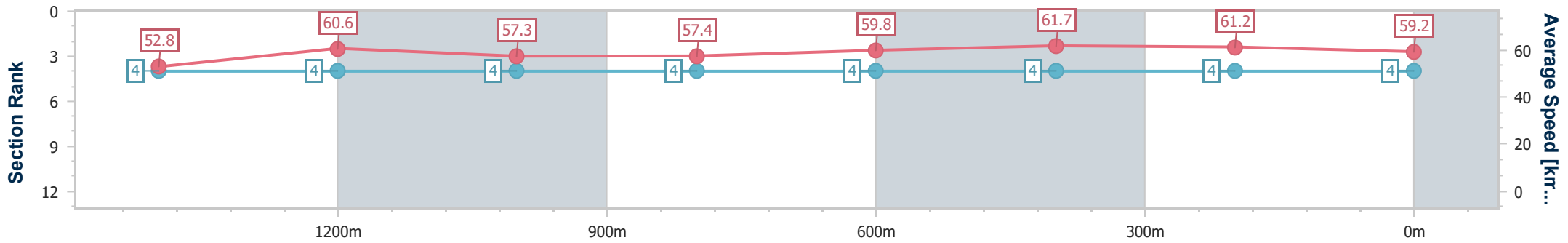
Race 5: TAB Class 3 Plate - 1690m

26 September 2024 - 15:12



Track Rating: Good 4, Weather: Fine, Rail Position: +5m Entire

Section	Overall	1400m	1200m	1000m	800m	600m	400m	200m
Section Times	1:44.46 [4] (0:19.77)	1:24.69 [4] (0:11.90)	1:12.79 [4] (0:12.56)	1:00.23 [4] (0:12.53)	0:47.70 [4] (0:12.05)	0:35.65 [4] (0:11.72)	0:23.93 [4] (0:11.80)	0:12.13 [4] (0:12.13)
Average Speed [km/h]	52.8	60.6	57.3	57.4	59.8	61.7	61.2	59.2
Top Speed [km/h]	61.8	61.8	58.7	58.2	60.8	62.8	62.2	61.0
Avg. Dist. to Rail [m]	2.2	0.5	0.3	0.4	0.3	0.4	1.6	3.4
Avg. Stride Freq. [Hz]	2.3	2.3	2.3	2.3	2.3	2.3	2.4	2.3
Avg. Stride Length [m]	6.5	7.2	7.0	7.0	7.3	7.3	7.2	7.1



- [] Ranking at each section and finish
- .-.- No data available at this section
- NA No data available



Horse/Jockey Name	Twyford
Final Rank	5
Fastest Section Time (Section)	0:11.82 (600m)
Top Speed [km/h] (Section)	62.8 (Overall)
Race State	Finished



Ipswich QLD Professional

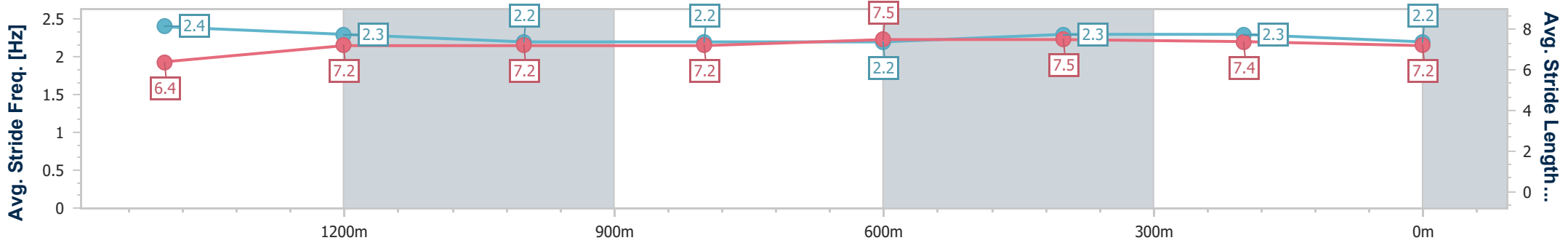
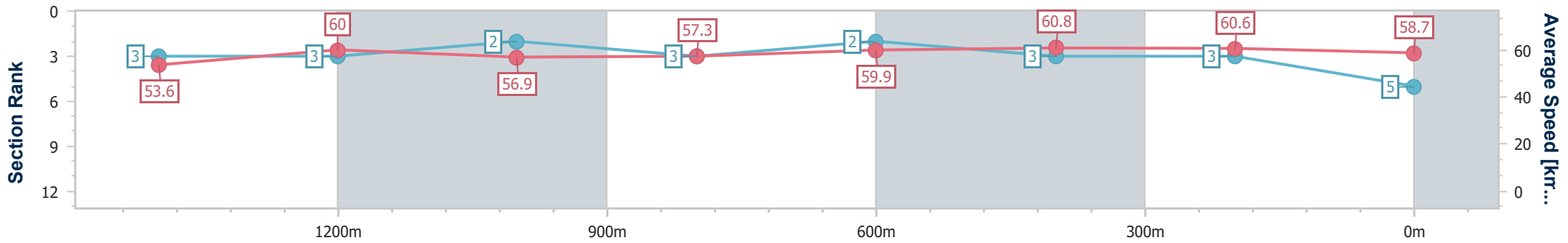
Race 5: TAB Class 3 Plate - 1690m

26 September 2024 - 15:12



Track Rating: Good 4, Weather: Fine, Rail Position: +5m Entire

Section	Overall	1400m	1200m	1000m	800m	600m	400m	200m
Section Times	1:44.64 [5] (0:19.50)	1:25.14 [3] (0:11.96)	1:13.18 [3] (0:12.61)	1:00.57 [2] (0:12.58)	0:47.99 [3] (0:11.98)	0:36.01 [2] (0:11.82)	0:24.19 [3] (0:11.85)	0:12.34 [3] (0:12.34)
Average Speed [km/h]	53.6	60.0	56.9	57.3	59.9	60.8	60.6	58.7
Top Speed [km/h]	62.8	61.2	58.9	57.7	61.3	61.7	61.3	61.1
Avg. Dist. to Rail [m]	3.0	0.9	0.2	0.2	0.5	1.0	0.6	0.4
Avg. Stride Freq. [Hz]	2.4	2.3	2.2	2.2	2.2	2.3	2.3	2.2
Avg. Stride Length [m]	6.4	7.2	7.2	7.2	7.5	7.5	7.4	7.2



- [] Ranking at each section and finish
- .-.- No data available at this section
- NA No data available



Horse/Jockey Name	Rocked
Final Rank	6
Fastest Section Time (Section)	0:11.73 (600m)
Top Speed [km/h] (Section)	62.2 (Overall)
Race State	Finished



Ipswich QLD Professional

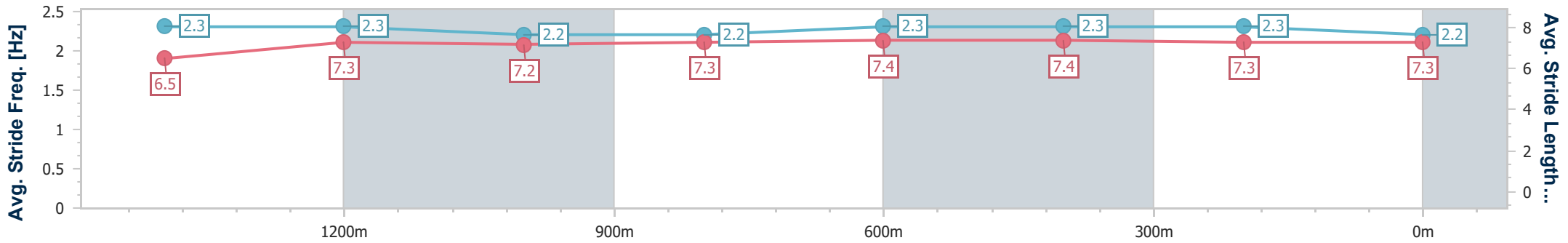
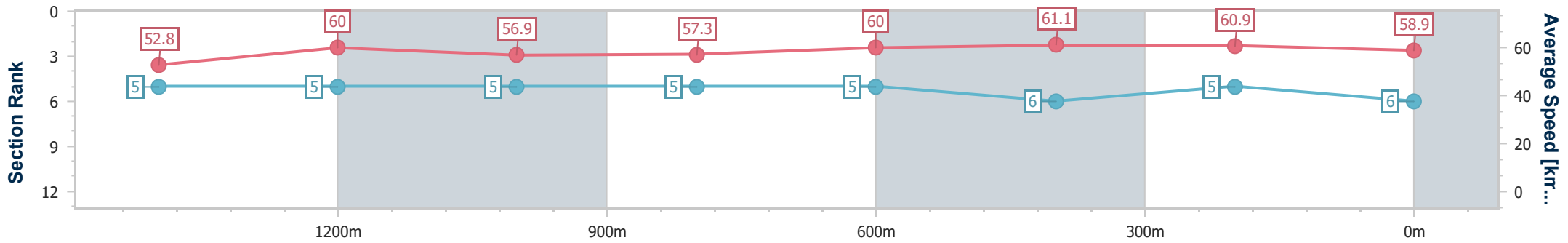
Race 5: TAB Class 3 Plate - 1690m

26 September 2024 - 15:12



Track Rating: Good 4, Weather: Fine, Rail Position: +5m Entire

Section	Overall	1400m	1200m	1000m	800m	600m	400m	200m
Section Times	1:44.69 [6] (0:19.79)	1:24.90 [5] (0:11.95)	1:12.95 [5] (0:12.66)	1:00.29 [5] (0:12.52)	0:47.77 [5] (0:11.99)	0:35.78 [5] (0:11.73)	0:24.05 [6] (0:11.79)	0:12.26 [5] (0:12.26)
Average Speed [km/h]	52.8	60.0	56.9	57.3	60.0	61.1	60.9	58.9
Top Speed [km/h]	62.2	61.2	58.8	58.6	61.2	61.9	61.6	60.2
Avg. Dist. to Rail [m]	1.6	0.5	0.2	0.3	0.9	0.8	0.9	1.9
Avg. Stride Freq. [Hz]	2.3	2.3	2.2	2.2	2.3	2.3	2.3	2.2
Avg. Stride Length [m]	6.5	7.3	7.2	7.3	7.4	7.4	7.3	7.3



- [] Ranking at each section and finish
- .-.- No data available at this section
- NA No data available



Horse/Jockey Name	Indented Head
Final Rank	7
Fastest Section Time (Section)	0:11.59 (600m)
Top Speed [km/h] (Section)	63.5 (600m)
Race State	Finished



Ipswich QLD Professional

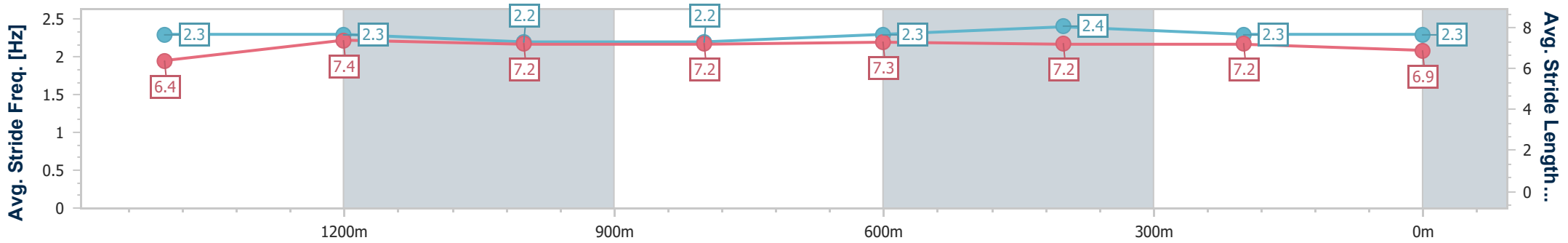
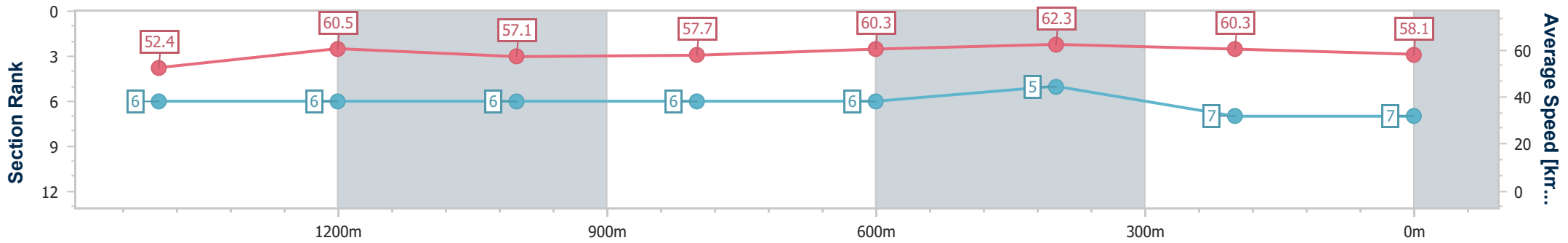
Race 5: TAB Class 3 Plate - 1690m

26 September 2024 - 15:12



Track Rating: Good 4, Weather: Fine, Rail Position: +5m Entire

Section	Overall	1400m	1200m	1000m	800m	600m	400m	200m
Section Times	1:45.01 [7] (0:19.98)	1:25.03 [6] (0:11.91)	1:13.12 [6] (0:12.63)	1:00.49 [6] (0:12.50)	0:47.99 [6] (0:11.98)	0:36.01 [6] (0:11.59)	0:24.42 [5] (0:12.02)	0:12.40 [7] (0:12.40)
Average Speed [km/h]	52.4	60.5	57.1	57.7	60.3	62.3	60.3	58.1
Top Speed [km/h]	61.8	61.5	58.9	58.4	62.4	63.5	61.5	59.5
Avg. Dist. to Rail [m]	4.3	0.6	0.7	0.5	0.2	1.1	2.0	4.7
Avg. Stride Freq. [Hz]	2.3	2.3	2.2	2.2	2.3	2.4	2.3	2.3
Avg. Stride Length [m]	6.4	7.4	7.2	7.2	7.3	7.2	7.2	6.9



- [] Ranking at each section and finish
- .-.- No data available at this section
- NA No data available



Horse/Jockey Name	Royal George
Final Rank	8
Fastest Section Time (Section)	0:11.81 (600m)
Top Speed [km/h] (Section)	62.7 (Overall)
Race State	Finished



Ipswich QLD Professional

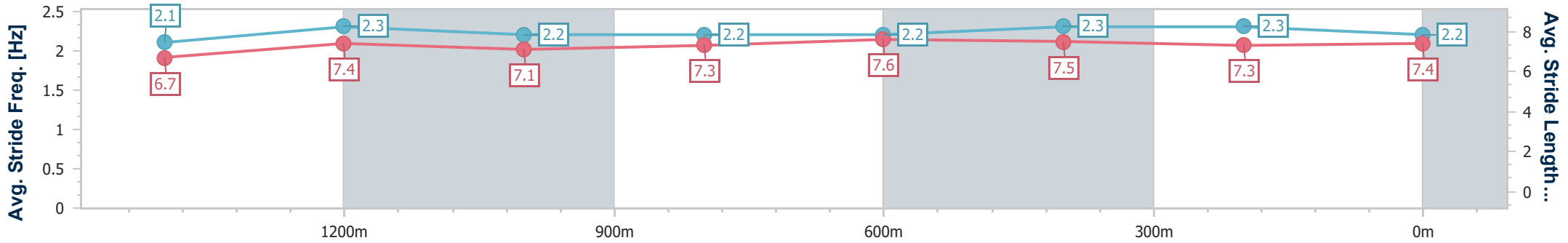
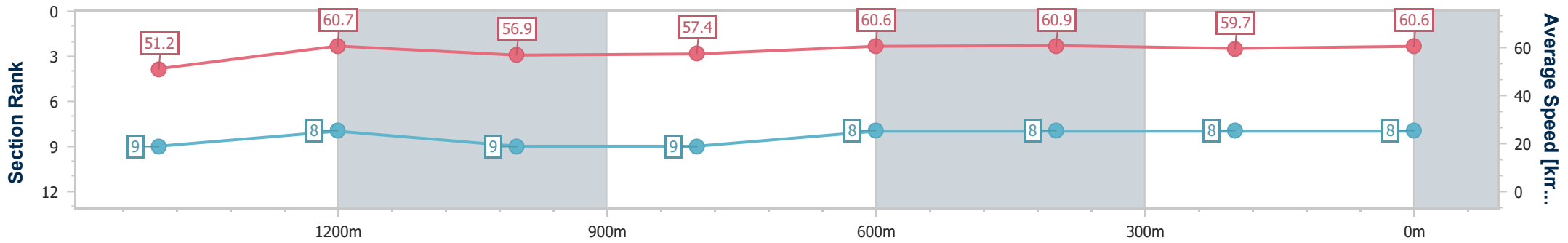
Race 5: TAB Class 3 Plate - 1690m

26 September 2024 - 15:12



Track Rating: Good 4, Weather: Fine, Rail Position: +5m Entire

Section	Overall	1400m	1200m	1000m	800m	600m	400m	200m
Section Times	1:45.08 [8] (0:20.40)	1:24.68 [9] (0:11.82)	1:12.86 [8] (0:12.66)	1:00.20 [9] (0:12.58)	0:47.62 [9] (0:11.89)	0:35.73 [8] (0:11.81)	0:23.92 [8] (0:11.97)	0:11.95 [8] (0:11.95)
Average Speed [km/h]	51.2	60.7	56.9	57.4	60.6	60.9	59.7	60.6
Top Speed [km/h]	62.7	61.8	58.9	58.8	61.1	62.0	61.2	60.7
Avg. Dist. to Rail [m]	3.7	0.4	0.2	0.3	0.2	0.7	1.4	0.7
Avg. Stride Freq. [Hz]	2.1	2.3	2.2	2.2	2.2	2.3	2.3	2.2
Avg. Stride Length [m]	6.7	7.4	7.1	7.3	7.6	7.5	7.3	7.4



- [] Ranking at each section and finish
- .-.- No data available at this section
- NA No data available



Horse/Jockey Name	Anthropica
Final Rank	9
Fastest Section Time (Section)	0:11.86 (600m)
Top Speed [km/h] (Section)	61.8 (600m)
Race State	Finished



Ipswich QLD Professional

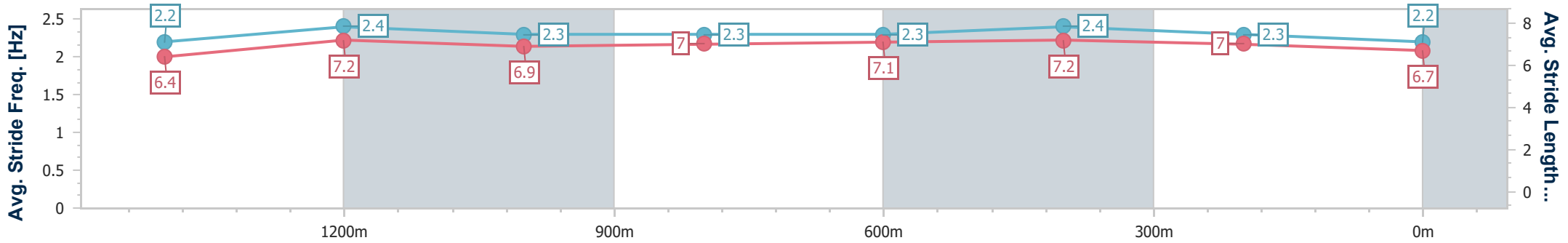
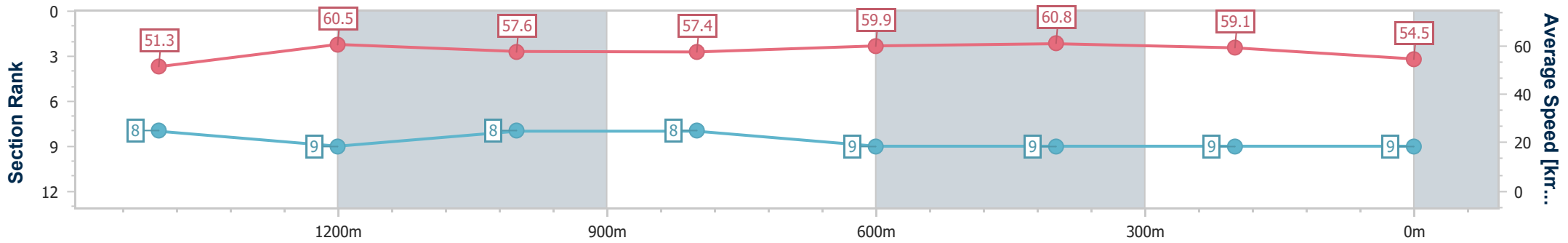
Race 5: TAB Class 3 Plate - 1690m

26 September 2024 - 15:12



Track Rating: Good 4, Weather: Fine, Rail Position: +5m Entire

Section	Overall	1400m	1200m	1000m	800m	600m	400m	200m
Section Times	1:46.78 [9] (0:20.35)	1:26.43 [8] (0:11.92)	1:14.51 [9] (0:12.59)	1:01.92 [8] (0:12.59)	0:49.33 [8] (0:12.06)	0:37.27 [9] (0:11.86)	0:25.41 [9] (0:12.15)	0:13.26 [9] (0:13.26)
Average Speed [km/h]	51.3	60.5	57.6	57.4	59.9	60.8	59.1	54.5
Top Speed [km/h]	61.3	61.0	59.6	58.3	61.7	61.8	60.2	57.7
Avg. Dist. to Rail [m]	5.5	0.6	1.1	0.8	0.8	1.0	0.4	0.6
Avg. Stride Freq. [Hz]	2.2	2.4	2.3	2.3	2.3	2.4	2.3	2.2
Avg. Stride Length [m]	6.4	7.2	6.9	7.0	7.1	7.2	7.0	6.7



- [] Ranking at each section and finish
- .-.- No data available at this section
- NA No data available