



Ipswich QLD Professional
Race 1: IPSWICH EVENTS AND ENTERTAINMENT CENTRE Maiden Plate
- 2180m
26 September 2024 - 12:47



Track Rating: Soft 5, Weather: Overcast, Rail Position: +5m Entire

| Section | | Overall | 2000m | 1800m | 1600m | 1400m | 1200m | 1000m | Last 600m | | | | |
|-------------|---|----------------------|----------------------|----------------------|--------------------------|--------------------------|--------------------------|--------------------------|--------------------------|--------------------------|--------------------------|---------|------------------------|
| Field Times | | 2:17.46 (0:13.39) | 2:04.07 (0:11.39) | 1:52.68 (0:12.23) | 1:40.45 (0:13.05) | 1:27.40 (0:12.99) | 1:14.41 (0:13.05) | 1:01.36 (0:12.45) | 0:36.56 | | | | |
| Rank | TAB Horse/Jockey | Barrier | Top Speed [km/h] | Fastest Section | | | | | | | | | Distance Travelled [m] |
| 1 | 2 MR TADASHI Bailey Wheeler | 3 | 62.6 2000m | 0:11.65 2000m | 2:17.46 [1] (0:13.73) | 2:03.73 [5] (0:11.65) | 1:52.08 [5] (0:12.25) | 1:39.83 [4] (0:12.88) | 1:26.95 [4] (0:12.95) | 1:14.00 [3] (0:13.02) | 1:00.98 [3] (0:12.44) | 0:36.46 | |
| 2 | 3 SMELTER Dan McGillivray | 5 | 63.3 2000m | 0:11.64 2000m | 2:17.70 [2] (0:13.71) | 2:03.99 [4] (0:11.64) | 1:52.35 [4] (0:12.29) | 1:40.06 [5] (0:13.12) | 1:26.94 [5] (0:13.04) | 1:13.90 [5] (0:13.04) | 1:00.86 [6] (0:12.19) | 0:36.60 | +6 |
| 3 | 7 MAJESTIC ANGEL Rikki Jamieson | 7 | 62.5 2000m | 0:11.71 2000m | 2:17.97 [3] (0:13.99) | 2:03.98 [6] (0:11.71) | 1:52.27 [6] (0:12.25) | 1:40.02 [6] (0:13.01) | 1:27.01 [6] (0:12.88) | 1:14.13 [6] (0:12.96) | 1:01.17 [5] (0:12.36) | 0:36.77 | +1 |
| 4 | 6 LADY PARVATI Landan Sykes | 6 | 63.9 2000m | 0:11.61 2000m | 2:18.81 [4] (0:14.27) | 2:04.54 [7] (0:11.61) | 1:52.93 [7] (0:12.12) | 1:40.81 [7] (0:13.10) | 1:27.71 [7] (0:13.05) | 1:14.66 [7] (0:13.08) | 1:01.58 [7] (0:12.37) | 0:37.11 | +3 |
| 5 | 4 THE MANIPULATOR Melea Castle | 2 | 61.9 2000m | 0:11.68 2000m | 2:19.31 [5] (0:13.45) | 2:05.86 [3] (0:11.68) | 1:54.18 [3] (0:12.24) | 1:41.94 [3] (0:13.08) | 1:28.86 [3] (0:13.11) | 1:15.75 [4] (0:13.11) | 1:02.64 [4] (0:12.55) | 0:37.75 | +3 |
| 6 | 5 HONOUR BRIGHT Micheal Hellyer | 1 | 64.7 2000m | 0:11.61 2000m | 2:19.58 [6] (0:13.40) | 2:06.18 [2] (0:11.61) | 1:54.57 [2] (0:12.26) | 1:42.31 [2] (0:12.96) | 1:29.35 [2] (0:12.96) | 1:16.39 [2] (0:12.98) | 1:03.41 [2] (0:12.45) | 0:38.68 | +2 |
| 7 | 1 DEIFIC Marnu Potgieter | 4 | 64.2 2000m | 0:11.39 2000m | 2:21.16 [7] (0:13.39) | 2:07.77 [1] (0:11.39) | 1:56.38 [1] (0:12.23) | 1:44.15 [1] (0:13.05) | 1:31.10 [1] (0:12.99) | 1:18.11 [1] (0:13.05) | 1:05.06 [1] (0:12.45) | 0:40.17 | -6 |

[] Ranking at each section and finish
 -:-:- No data available at this section
 NA No data available

SCN Saddle cloth number
 DNF Did not finish
 DNT Did not track



Ipswich QLD Professional

Race 1: IPSWICH EVENTS AND ENTERTAINMENT CENTRE Maiden Plate - 2180m

26 September 2024 - 12:47



Track Rating: Soft 5, Weather: Overcast, Rail Position: +5m Entire

| Section | | | | 800m | 600m | 400m | 200m | Last 600m | | | | |
|-------------|-----|---|---------|----------------------|----------------------|--------------------------|--------------------------|--------------------------|--------------------------|------------------------|---------|----|
| Field Times | | | | 0:48.91 (0:12.35) | 0:36.56 (0:12.00) | 0:24.56 (0:12.08) | 0:12.48 (0:12.48) | 0:36.56 | | | | |
| Rank | TAB | Horse/Jockey | Barrier | Top Speed [km/h] | Fastest Section | Margin | | | | Distance Travelled [m] | | |
| 1 | 2 | MR TADASHI Bailey Wheeler | 3 | 62.6 2000m | 0:11.65 2000m | 0:48.54 [3] (0:12.08) | 0:36.46 [3] (0:11.90) | 0:24.56 [1] (0:12.08) | 0:12.48 [1] (0:12.48) | 2:17.46 | 0:36.46 | |
| 2 | 3 | SMELTER Dan McGillivray | 5 | 63.3 2000m | 0:11.64 2000m | 0:48.67 [4] (0:12.07) | 0:36.60 [4] (0:11.97) | 0:24.63 [2] (0:12.14) | 0:12.49 [2] (0:12.49) | 1.3L | 0:36.60 | +6 |
| 3 | 7 | MAJESTIC ANGEL Rikki Jamieson | 7 | 62.5 2000m | 0:11.71 2000m | 0:48.81 [5] (0:12.04) | 0:36.77 [5] (0:12.21) | 0:24.56 [4] (0:12.11) | 0:12.45 [3] (0:12.45) | 2.8L | 0:36.77 | +1 |
| 4 | 6 | LADY PARVATI Landan Sykes | 6 | 63.9 2000m | 0:11.61 2000m | 0:49.21 [7] (0:12.10) | 0:37.11 [7] (0:12.24) | 0:24.87 [6] (0:12.26) | 0:12.61 [4] (0:12.61) | 7.6L | 0:37.11 | +3 |
| 5 | 4 | THE MANIPULATOR Melea Castle | 2 | 61.9 2000m | 0:11.68 2000m | 0:50.09 [6] (0:12.34) | 0:37.75 [6] (0:12.39) | 0:25.36 [7] (0:12.65) | 0:12.71 [6] (0:12.71) | 10.4L | 0:37.75 | +3 |
| 6 | 5 | HONOUR BRIGHT Micheal Hellyer | 1 | 64.7 2000m | 0:11.61 2000m | 0:50.96 [2] (0:12.28) | 0:38.68 [1] (0:12.46) | 0:26.22 [3] (0:12.98) | 0:13.24 [5] (0:13.24) | 11.9L | 0:38.68 | +2 |
| 7 | 1 | DEIFIC Marnu Potgieter | 4 | 64.2 2000m | 0:11.39 2000m | 0:52.61 [1] (0:12.44) | 0:40.17 [2] (0:12.90) | 0:27.27 [5] (0:13.42) | 0:13.85 [7] (0:13.85) | 21.2L | 0:40.17 | -6 |

[] Ranking at each section and finish
 -:-:- No data available at this section
 NA No data available

SCN Saddle cloth number
 DNF Did not finish
 DNT Did not track



| | |
|--------------------------------|-----------------|
| Horse/Jockey Name | Mr Tadashi |
| Final Rank | 1 |
| Fastest Section Time (Section) | 0:11.65 (2000m) |
| Top Speed [km/h] (Section) | 62.6 (2000m) |
| Race State | Finished |

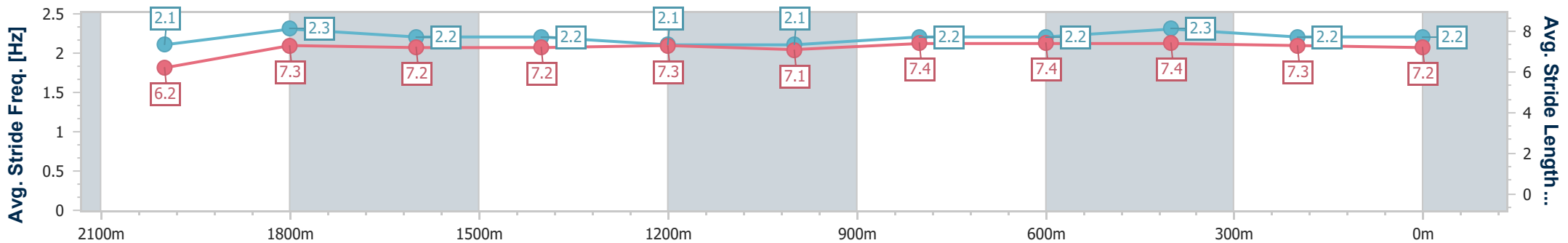
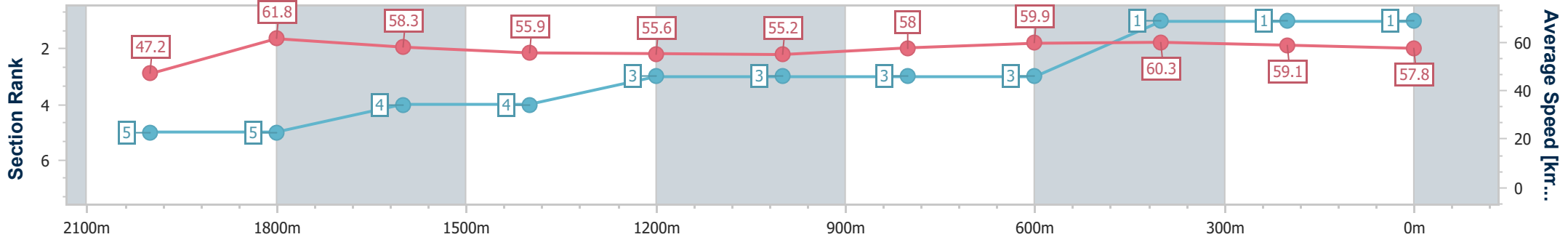


Ipswich QLD Professional
 Race 1: IPSWICH EVENTS AND ENTERTAINMENT CENTRE
 Maiden Plate - 2180m
 26 September 2024 - 12:47



Track Rating: Soft 5, Weather: Overcast, Rail Position: +5m Entire

| Section | Overall | 2000m | 1800m | 1600m | 1400m | 1200m | 1000m | 800m | 600m | 400m | 200m |
|------------------------|--------------------------|--------------------------|--------------------------|--------------------------|--------------------------|--------------------------|--------------------------|--------------------------|--------------------------|--------------------------|--------------------------|
| Section Times | 2:17.46 [1] (0:13.73) | 2:03.73 [5] (0:11.65) | 1:52.08 [5] (0:12.25) | 1:39.83 [4] (0:12.88) | 1:26.95 [4] (0:12.95) | 1:14.00 [3] (0:13.02) | 1:00.98 [3] (0:12.44) | 0:48.54 [3] (0:12.08) | 0:36.46 [3] (0:11.90) | 0:24.56 [1] (0:12.08) | 0:12.48 [1] (0:12.48) |
| Average Speed [km/h] | 47.2 | 61.8 | 58.3 | 55.9 | 55.6 | 55.2 | 58.0 | 59.9 | 60.3 | 59.1 | 57.8 |
| Top Speed [km/h] | 60.7 | 62.6 | 60.0 | 57.1 | 56.2 | 56.6 | 59.5 | 61.2 | 61.7 | 59.6 | 59.5 |
| Avg. Dist. to Rail [m] | 1.6 | 0.7 | 1.2 | 0.4 | 0.2 | 0.1 | 0.7 | 0.9 | 1.1 | 1.4 | 0.5 |
| Avg. Stride Freq. [Hz] | 2.1 | 2.3 | 2.2 | 2.2 | 2.1 | 2.1 | 2.2 | 2.2 | 2.3 | 2.2 | 2.2 |
| Avg. Stride Length [m] | 6.2 | 7.3 | 7.2 | 7.2 | 7.3 | 7.1 | 7.4 | 7.4 | 7.4 | 7.3 | 7.2 |



- [] Ranking at each section and finish
- .-.- No data available at this section
- NA No data available



| | |
|--------------------------------|-----------------|
| Horse/Jockey Name | Smelter |
| Final Rank | 2 |
| Fastest Section Time (Section) | 0:11.64 (2000m) |
| Top Speed [km/h] (Section) | 63.3 (2000m) |
| Race State | Finished |

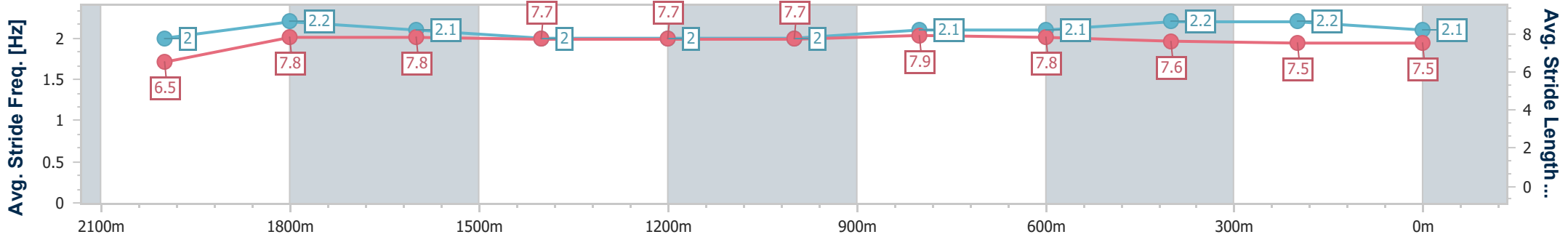
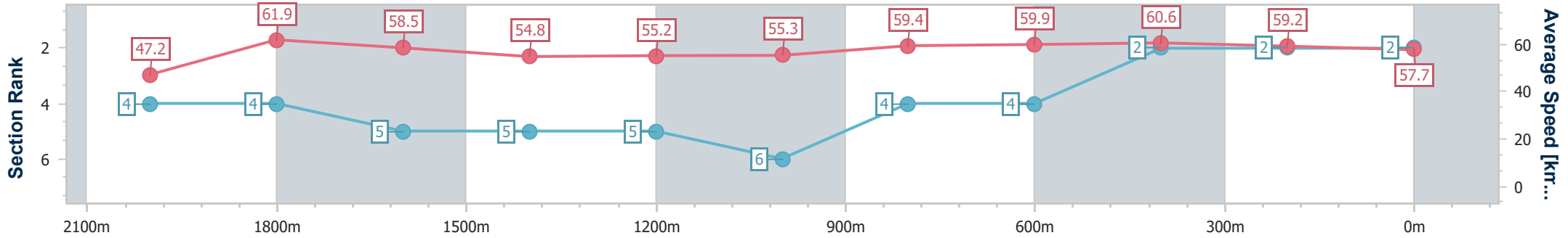


Ipswich QLD Professional
 Race 1: IPSWICH EVENTS AND ENTERTAINMENT CENTRE
 Maiden Plate - 2180m
 26 September 2024 - 12:47



Track Rating: Soft 5, Weather: Overcast, Rail Position: +5m Entire

| Section | Overall | 2000m | 1800m | 1600m | 1400m | 1200m | 1000m | 800m | 600m | 400m | 200m |
|------------------------|--------------------------|--------------------------|--------------------------|--------------------------|--------------------------|--------------------------|--------------------------|--------------------------|--------------------------|--------------------------|--------------------------|
| Section Times | 2:17.70 [2] (0:13.71) | 2:03.99 [4] (0:11.64) | 1:52.35 [4] (0:12.29) | 1:40.06 [5] (0:13.12) | 1:26.94 [5] (0:13.04) | 1:13.90 [5] (0:13.04) | 1:00.86 [6] (0:12.19) | 0:48.67 [4] (0:12.07) | 0:36.60 [4] (0:11.97) | 0:24.63 [2] (0:12.14) | 0:12.49 [2] (0:12.49) |
| Average Speed [km/h] | 47.2 | 61.9 | 58.5 | 54.8 | 55.2 | 55.3 | 59.4 | 59.9 | 60.6 | 59.2 | 57.7 |
| Top Speed [km/h] | 59.3 | 63.3 | 61.0 | 56.0 | 56.0 | 56.7 | 61.6 | 60.8 | 61.2 | 60.2 | 59.2 |
| Avg. Dist. to Rail [m] | 3.5 | 0.5 | 0.5 | 0.2 | 0.2 | 0.3 | 1.2 | 1.5 | 1.7 | 0.3 | 1.0 |
| Avg. Stride Freq. [Hz] | 2.0 | 2.2 | 2.1 | 2.0 | 2.0 | 2.0 | 2.1 | 2.1 | 2.2 | 2.2 | 2.1 |
| Avg. Stride Length [m] | 6.5 | 7.8 | 7.8 | 7.7 | 7.7 | 7.7 | 7.9 | 7.8 | 7.6 | 7.5 | 7.5 |



- [] Ranking at each section and finish
- .-.- No data available at this section
- NA No data available



| | |
|--------------------------------|-----------------|
| Horse/Jockey Name | Majestic Angel |
| Final Rank | 3 |
| Fastest Section Time (Section) | 0:11.71 (2000m) |
| Top Speed [km/h] (Section) | 62.5 (2000m) |
| Race State | Finished |

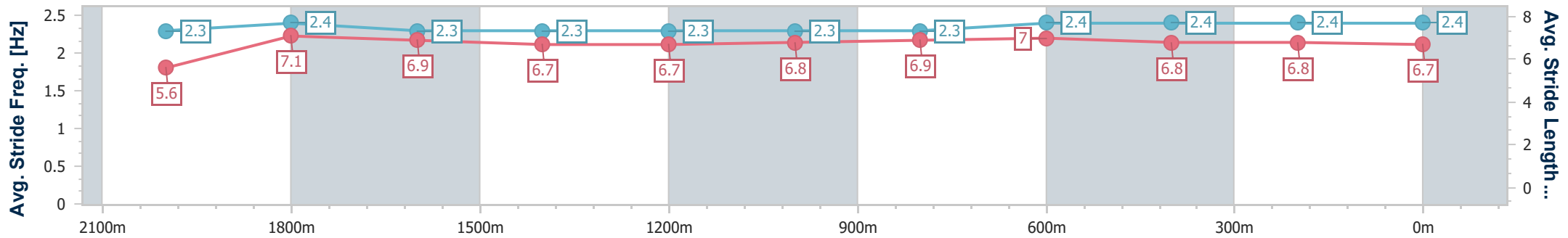
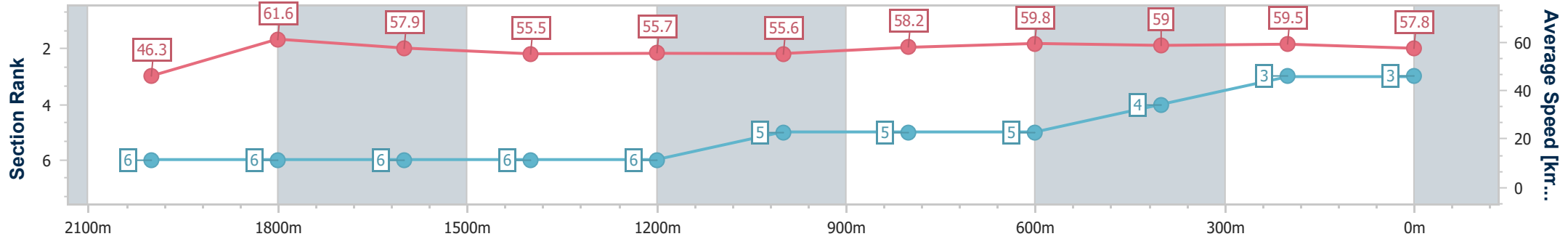


Ipswich QLD Professional
 Race 1: IPSWICH EVENTS AND ENTERTAINMENT CENTRE
 Maiden Plate - 2180m
 26 September 2024 - 12:47



Track Rating: Soft 5, Weather: Overcast, Rail Position: +5m Entire

| Section | Overall | 2000m | 1800m | 1600m | 1400m | 1200m | 1000m | 800m | 600m | 400m | 200m |
|------------------------|--------------------------|--------------------------|--------------------------|--------------------------|--------------------------|--------------------------|--------------------------|--------------------------|--------------------------|--------------------------|--------------------------|
| Section Times | 2:17.97 [3] (0:13.99) | 2:03.98 [6] (0:11.71) | 1:52.27 [6] (0:12.25) | 1:40.02 [6] (0:13.01) | 1:27.01 [6] (0:12.88) | 1:14.13 [6] (0:12.96) | 1:01.17 [5] (0:12.36) | 0:48.81 [5] (0:12.04) | 0:36.77 [5] (0:12.21) | 0:24.56 [4] (0:12.11) | 0:12.45 [3] (0:12.45) |
| Average Speed [km/h] | 46.3 | 61.6 | 57.9 | 55.5 | 55.7 | 55.6 | 58.2 | 59.8 | 59.0 | 59.5 | 57.8 |
| Top Speed [km/h] | 60.1 | 62.5 | 61.1 | 56.4 | 56.4 | 56.7 | 60.2 | 60.5 | 60.2 | 60.2 | 59.2 |
| Avg. Dist. to Rail [m] | 5.1 | 0.7 | 1.4 | 0.5 | 0.4 | 0.2 | 0.2 | 0.3 | 0.5 | 1.3 | 4.6 |
| Avg. Stride Freq. [Hz] | 2.3 | 2.4 | 2.3 | 2.3 | 2.3 | 2.3 | 2.3 | 2.4 | 2.4 | 2.4 | 2.4 |
| Avg. Stride Length [m] | 5.6 | 7.1 | 6.9 | 6.7 | 6.7 | 6.8 | 6.9 | 7.0 | 6.8 | 6.8 | 6.7 |



- [] Ranking at each section and finish
- .-.- No data available at this section
- NA No data available



| | |
|--------------------------------|-----------------|
| Horse/Jockey Name | Lady Parvati |
| Final Rank | 4 |
| Fastest Section Time (Section) | 0:11.61 (2000m) |
| Top Speed [km/h] (Section) | 63.9 (2000m) |
| Race State | Finished |



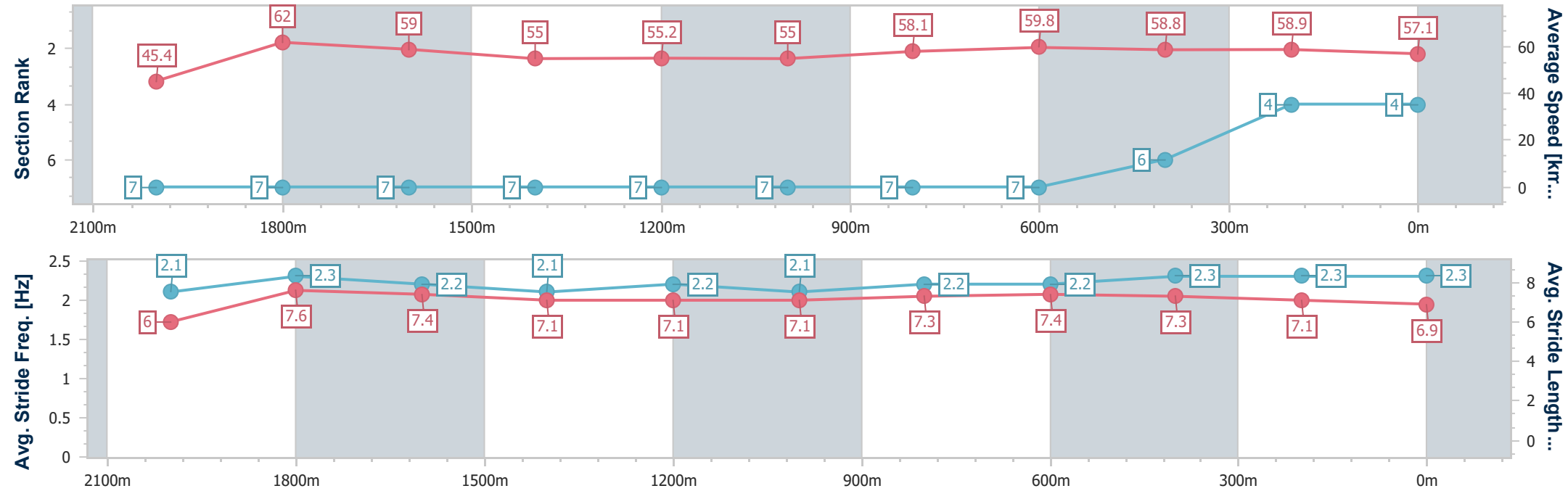
Ipswich QLD Professional
 Race 1: IPSWICH EVENTS AND ENTERTAINMENT CENTRE
 Maiden Plate - 2180m



26 September 2024 - 12:47

Track Rating: Soft 5, Weather: Overcast, Rail Position: +5m Entire

| Section | Overall | 2000m | 1800m | 1600m | 1400m | 1200m | 1000m | 800m | 600m | 400m | 200m |
|------------------------|--------------------------|--------------------------|--------------------------|--------------------------|--------------------------|--------------------------|--------------------------|--------------------------|--------------------------|--------------------------|--------------------------|
| Section Times | 2:18.81 [4] (0:14.27) | 2:04.54 [7] (0:11.61) | 1:52.93 [7] (0:12.12) | 1:40.81 [7] (0:13.10) | 1:27.71 [7] (0:13.05) | 1:14.66 [7] (0:13.08) | 1:01.58 [7] (0:12.37) | 0:49.21 [7] (0:12.10) | 0:37.11 [7] (0:12.24) | 0:24.87 [6] (0:12.26) | 0:12.61 [4] (0:12.61) |
| Average Speed [km/h] | 45.4 | 62.0 | 59.0 | 55.0 | 55.2 | 55.0 | 58.1 | 59.8 | 58.8 | 58.9 | 57.1 |
| Top Speed [km/h] | 59.9 | 63.9 | 61.8 | 56.6 | 55.8 | 56.4 | 60.9 | 60.7 | 59.6 | 59.8 | 58.5 |
| Avg. Dist. to Rail [m] | 3.7 | 0.6 | 0.8 | 0.2 | 0.2 | 0.2 | 0.2 | 0.8 | 0.3 | 1.2 | 1.2 |
| Avg. Stride Freq. [Hz] | 2.1 | 2.3 | 2.2 | 2.1 | 2.2 | 2.1 | 2.2 | 2.2 | 2.2 | 2.3 | 2.3 |
| Avg. Stride Length [m] | 6.0 | 7.6 | 7.4 | 7.1 | 7.1 | 7.1 | 7.3 | 7.4 | 7.3 | 7.1 | 6.9 |



- [] Ranking at each section and finish
- .-.- No data available at this section
- NA No data available



| | |
|--------------------------------|-----------------|
| Horse/Jockey Name | The Manipulator |
| Final Rank | 5 |
| Fastest Section Time (Section) | 0:11.68 (2000m) |
| Top Speed [km/h] (Section) | 61.9 (2000m) |
| Race State | Finished |



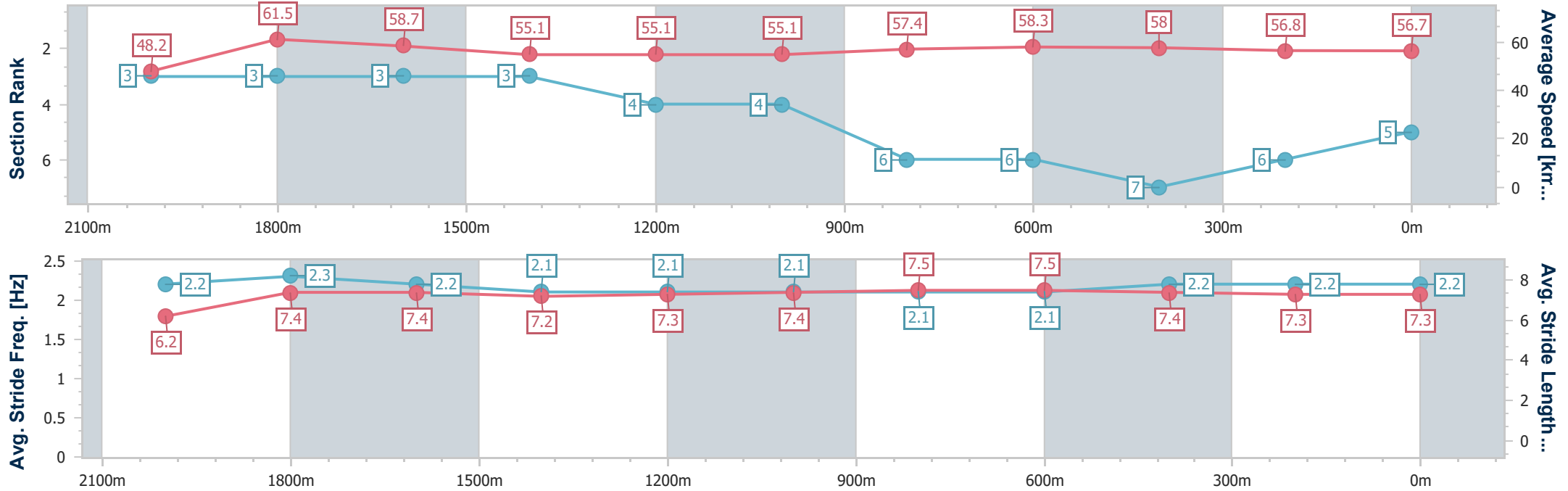
Ipswich QLD Professional
 Race 1: IPSWICH EVENTS AND ENTERTAINMENT CENTRE
 Maiden Plate - 2180m



26 September 2024 - 12:47

Track Rating: Soft 5, Weather: Overcast, Rail Position: +5m Entire

| Section | Overall | 2000m | 1800m | 1600m | 1400m | 1200m | 1000m | 800m | 600m | 400m | 200m |
|------------------------|--------------------------|--------------------------|--------------------------|--------------------------|--------------------------|--------------------------|--------------------------|--------------------------|--------------------------|--------------------------|--------------------------|
| Section Times | 2:19.31 [5] (0:13.45) | 2:05.86 [3] (0:11.68) | 1:54.18 [3] (0:12.24) | 1:41.94 [3] (0:13.08) | 1:28.86 [3] (0:13.11) | 1:15.75 [4] (0:13.11) | 1:02.64 [4] (0:12.55) | 0:50.09 [6] (0:12.34) | 0:37.75 [6] (0:12.39) | 0:25.36 [7] (0:12.65) | 0:12.71 [6] (0:12.71) |
| Average Speed [km/h] | 48.2 | 61.5 | 58.7 | 55.1 | 55.1 | 55.1 | 57.4 | 58.3 | 58.0 | 56.8 | 56.7 |
| Top Speed [km/h] | 61.4 | 61.9 | 61.7 | 56.1 | 56.0 | 56.5 | 59.4 | 58.8 | 59.2 | 57.3 | 57.0 |
| Avg. Dist. to Rail [m] | 1.3 | 0.8 | 0.4 | 0.7 | 0.6 | 0.8 | 0.8 | 0.6 | 0.9 | 0.5 | 0.7 |
| Avg. Stride Freq. [Hz] | 2.2 | 2.3 | 2.2 | 2.1 | 2.1 | 2.1 | 2.1 | 2.1 | 2.2 | 2.2 | 2.2 |
| Avg. Stride Length [m] | 6.2 | 7.4 | 7.4 | 7.2 | 7.3 | 7.4 | 7.5 | 7.5 | 7.4 | 7.3 | 7.3 |



- [] Ranking at each section and finish
- .-.- No data available at this section
- NA No data available



| | |
|--------------------------------|-----------------|
| Horse/Jockey Name | Honour Bright |
| Final Rank | 6 |
| Fastest Section Time (Section) | 0:11.61 (2000m) |
| Top Speed [km/h] (Section) | 64.7 (2000m) |
| Race State | Finished |

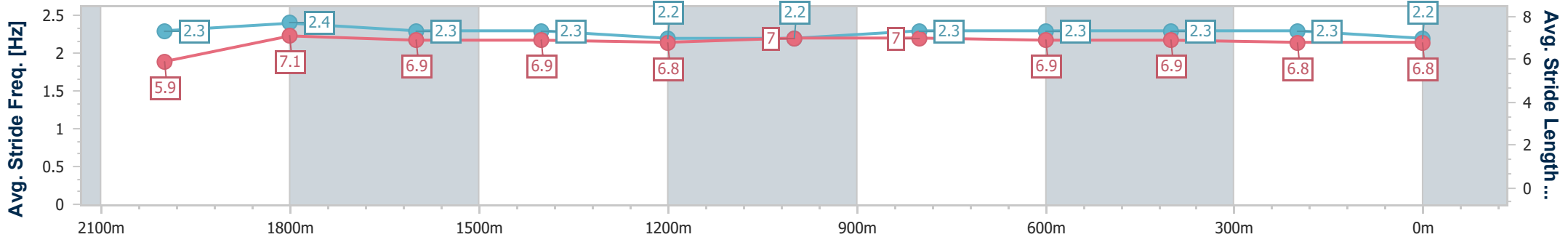
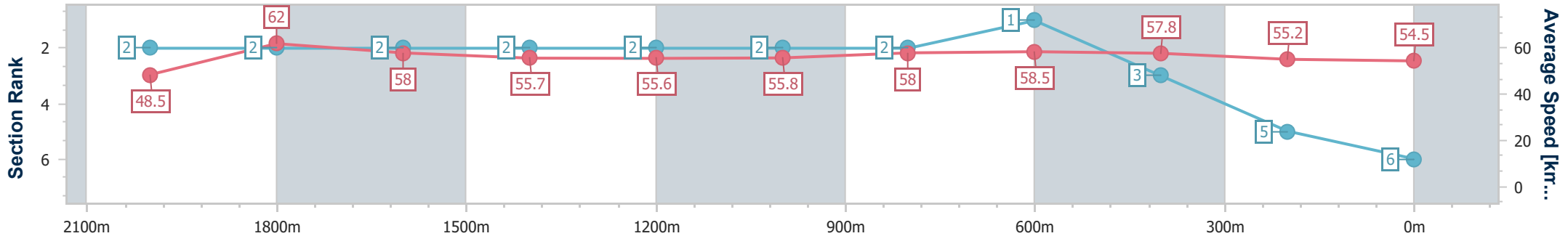


Ipswich QLD Professional
 Race 1: IPSWICH EVENTS AND ENTERTAINMENT CENTRE
 Maiden Plate - 2180m
 26 September 2024 - 12:47



Track Rating: Soft 5, Weather: Overcast, Rail Position: +5m Entire

| Section | Overall | 2000m | 1800m | 1600m | 1400m | 1200m | 1000m | 800m | 600m | 400m | 200m |
|------------------------|--------------------------|--------------------------|--------------------------|--------------------------|--------------------------|--------------------------|--------------------------|--------------------------|--------------------------|--------------------------|--------------------------|
| Section Times | 2:19.58 [6] (0:13.40) | 2:06.18 [2] (0:11.61) | 1:54.57 [2] (0:12.26) | 1:42.31 [2] (0:12.96) | 1:29.35 [2] (0:12.96) | 1:16.39 [2] (0:12.98) | 1:03.41 [2] (0:12.45) | 0:50.96 [2] (0:12.28) | 0:38.68 [1] (0:12.46) | 0:26.22 [3] (0:12.98) | 0:13.24 [5] (0:13.24) |
| Average Speed [km/h] | 48.5 | 62.0 | 58.0 | 55.7 | 55.6 | 55.8 | 58.0 | 58.5 | 57.8 | 55.2 | 54.5 |
| Top Speed [km/h] | 61.9 | 64.7 | 60.7 | 56.7 | 56.1 | 56.6 | 59.2 | 59.2 | 59.0 | 56.2 | 55.3 |
| Avg. Dist. to Rail [m] | 1.0 | 1.6 | 1.3 | 0.2 | 0.5 | 1.0 | 1.0 | 0.5 | 0.4 | 0.6 | 0.4 |
| Avg. Stride Freq. [Hz] | 2.3 | 2.4 | 2.3 | 2.3 | 2.2 | 2.2 | 2.3 | 2.3 | 2.3 | 2.3 | 2.2 |
| Avg. Stride Length [m] | 5.9 | 7.1 | 6.9 | 6.9 | 6.8 | 7.0 | 7.0 | 6.9 | 6.9 | 6.8 | 6.8 |



- [] Ranking at each section and finish
- .-.- No data available at this section
- NA No data available



| | |
|--------------------------------|-----------------|
| Horse/Jockey Name | Deific |
| Final Rank | 7 |
| Fastest Section Time (Section) | 0:11.39 (2000m) |
| Top Speed [km/h] (Section) | 64.2 (2000m) |
| Race State | Finished |

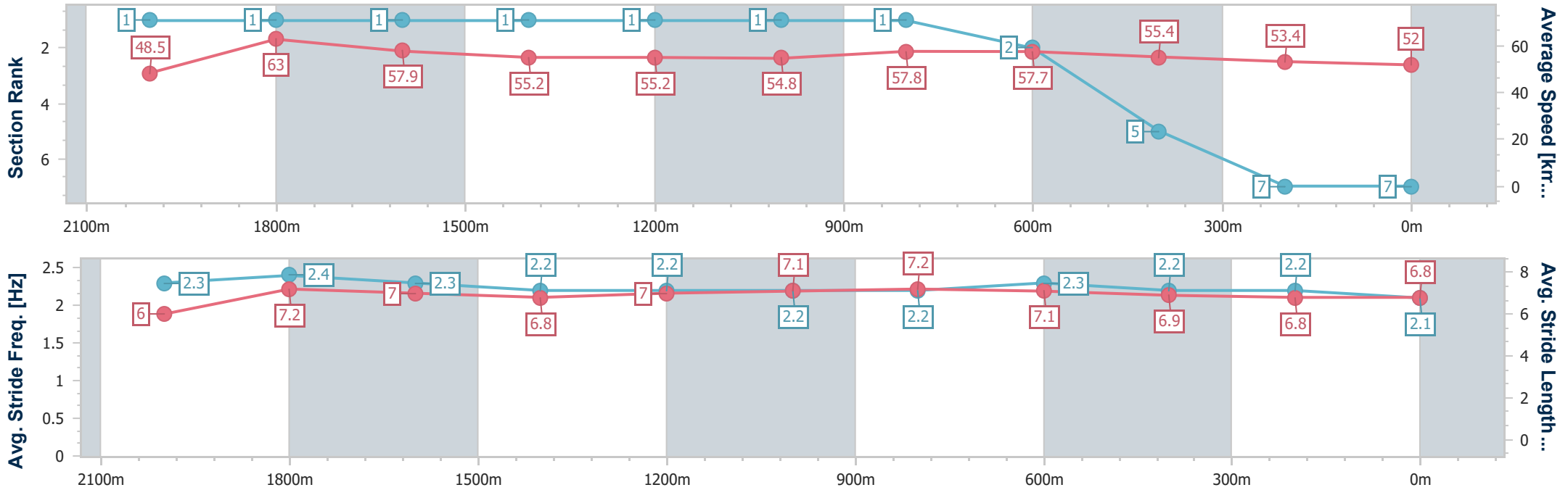


Ipswich QLD Professional
 Race 1: IPSWICH EVENTS AND ENTERTAINMENT CENTRE
 Maiden Plate - 2180m
 26 September 2024 - 12:47



Track Rating: Soft 5, Weather: Overcast, Rail Position: +5m Entire

| Section | Overall | 2000m | 1800m | 1600m | 1400m | 1200m | 1000m | 800m | 600m | 400m | 200m |
|------------------------|--------------------------|--------------------------|--------------------------|--------------------------|--------------------------|--------------------------|--------------------------|--------------------------|--------------------------|--------------------------|--------------------------|
| Section Times | 2:21.16 [7] (0:13.39) | 2:07.77 [1] (0:11.39) | 1:56.38 [1] (0:12.23) | 1:44.15 [1] (0:13.05) | 1:31.10 [1] (0:12.99) | 1:18.11 [1] (0:13.05) | 1:05.06 [1] (0:12.45) | 0:52.61 [1] (0:12.44) | 0:40.17 [2] (0:12.90) | 0:27.27 [5] (0:13.42) | 0:13.85 [7] (0:13.85) |
| Average Speed [km/h] | 48.5 | 63.0 | 57.9 | 55.2 | 55.2 | 54.8 | 57.8 | 57.7 | 55.4 | 53.4 | 52.0 |
| Top Speed [km/h] | 63.1 | 64.2 | 61.9 | 56.0 | 55.8 | 56.9 | 58.9 | 59.1 | 57.2 | 54.5 | 53.8 |
| Avg. Dist. to Rail [m] | 2.7 | 1.1 | 2.3 | 0.7 | 0.7 | 1.3 | 0.7 | 0.7 | 1.5 | 0.6 | 0.9 |
| Avg. Stride Freq. [Hz] | 2.3 | 2.4 | 2.3 | 2.2 | 2.2 | 2.2 | 2.2 | 2.3 | 2.2 | 2.2 | 2.1 |
| Avg. Stride Length [m] | 6.0 | 7.2 | 7.0 | 6.8 | 7.0 | 7.1 | 7.2 | 7.1 | 6.9 | 6.8 | 6.8 |



- [] Ranking at each section and finish
- .-.- No data available at this section
- NA No data available