

Track Rating: Soft 5, Weather: Overcast, Rail Position: +5m Entire

Section		Overall	2000m	1800m	1600m	1400m	1200m	1000m	Last 600m				
Field Times		2:17.46 (0:13.39)	2:04.07 (0:11.39)	1:52.68 (0:12.23)	1:40.45 (0:13.05)	1:27.40 (0:12.99)	1:14.41 (0:13.05)	1:01.36 (0:12.45)	0:36.56				
Rank	TAB Horse/Jockey	Barrier	Top Speed [km/h]	Fastest Section									Distance Travelled [m]
1	2 <b>MR TADASHI</b> Bailey Wheeler	3	62.6 2000m	0:11.65 2000m	2:17.46 [1] (0:13.73)	2:03.73 [5] (0:11.65)	1:52.08 [5] (0:12.25)	1:39.83 [4] (0:12.88)	1:26.95 [4] (0:12.95)	1:14.00 [3] (0:13.02)	1:00.98 [3] (0:12.44)	0:36.46	
2	3 <b>SMELTER</b> Dan McGillivray	5	63.3 2000m	0:11.64 2000m	2:17.70 [2] (0:13.71)	2:03.99 [4] (0:11.64)	1:52.35 [4] (0:12.29)	1:40.06 [5] (0:13.12)	1:26.94 [5] (0:13.04)	1:13.90 [5] (0:13.04)	1:00.86 [6] (0:12.19)	0:36.60	+6
3	7 <b>MAJESTIC ANGEL</b> Rikki Jamieson	7	62.5 2000m	0:11.71 2000m	2:17.97 [3] (0:13.99)	2:03.98 [6] (0:11.71)	1:52.27 [6] (0:12.25)	1:40.02 [6] (0:13.01)	1:27.01 [6] (0:12.88)	1:14.13 [6] (0:12.96)	1:01.17 [5] (0:12.36)	0:36.77	+1
4	6 <b>LADY PARVATI</b> Landan Sykes	6	63.9 2000m	0:11.61 2000m	2:18.81 [4] (0:14.27)	2:04.54 [7] (0:11.61)	1:52.93 [7] (0:12.12)	1:40.81 [7] (0:13.10)	1:27.71 [7] (0:13.05)	1:14.66 [7] (0:13.08)	1:01.58 [7] (0:12.37)	0:37.11	+3
5	4 <b>THE MANIPULATOR</b> Melea Castle	2	61.9 2000m	0:11.68 2000m	2:19.31 [5] (0:13.45)	2:05.86 [3] (0:11.68)	1:54.18 [3] (0:12.24)	1:41.94 [3] (0:13.08)	1:28.86 [3] (0:13.11)	1:15.75 [4] (0:13.11)	1:02.64 [4] (0:12.55)	0:37.75	+3
6	5 <b>HONOUR BRIGHT</b> Micheal Hellyer	1	64.7 2000m	0:11.61 2000m	2:19.58 [6] (0:13.40)	2:06.18 [2] (0:11.61)	1:54.57 [2] (0:12.26)	1:42.31 [2] (0:12.96)	1:29.35 [2] (0:12.96)	1:16.39 [2] (0:12.98)	1:03.41 [2] (0:12.45)	0:38.68	+2
7	1 <b>DEIFIC</b> Marnu Potgieter	4	64.2 2000m	0:11.39 2000m	2:21.16 [7] (0:13.39)	2:07.77 [1] (0:11.39)	1:56.38 [1] (0:12.23)	1:44.15 [1] (0:13.05)	1:31.10 [1] (0:12.99)	1:18.11 [1] (0:13.05)	1:05.06 [1] (0:12.45)	0:40.17	-6



**Ipswich QLD Professional**  
**Race 1: IPSWICH EVENTS AND ENTERTAINMENT CENTRE Maiden Plate**  
**- 2180m**  
**26 September 2024 - 12:47**



Track Rating: Soft 5, Weather: Overcast, Rail Position: +5m Entire

Section				800m	600m	400m	200m	Last 600m				
Field Times				0:48.91 (0:12.35)	0:36.56 (0:12.00)	0:24.56 (0:12.08)	0:12.48 (0:12.48)	0:36.56				
Rank	TAB	Horse/Jockey	Barrier	Top Speed [km/h]	Fastest Section	Margin				Distance Travelled [m]		
1	2	<b>MR TADASHI</b> Bailey Wheeler	3	62.6 2000m	0:11.65 2000m	0:48.54 [3] (0:12.08)	0:36.46 [3] (0:11.90)	0:24.56 [1] (0:12.08)	0:12.48 [1] (0:12.48)	2:17.46	0:36.46	
2	3	<b>SMELTER</b> Dan McGillivray	5	63.3 2000m	0:11.64 2000m	0:48.67 [4] (0:12.07)	0:36.60 [4] (0:11.97)	0:24.63 [2] (0:12.14)	0:12.49 [2] (0:12.49)	1.3L	0:36.60	+6
3	7	<b>MAJESTIC ANGEL</b> Rikki Jamieson	7	62.5 2000m	0:11.71 2000m	0:48.81 [5] (0:12.04)	0:36.77 [5] (0:12.21)	0:24.56 [4] (0:12.11)	0:12.45 [3] (0:12.45)	2.8L	0:36.77	+1
4	6	<b>LADY PARVATI</b> Landan Sykes	6	63.9 2000m	0:11.61 2000m	0:49.21 [7] (0:12.10)	0:37.11 [7] (0:12.24)	0:24.87 [6] (0:12.26)	0:12.61 [4] (0:12.61)	7.6L	0:37.11	+3
5	4	<b>THE MANIPULATOR</b> Melea Castle	2	61.9 2000m	0:11.68 2000m	0:50.09 [6] (0:12.34)	0:37.75 [6] (0:12.39)	0:25.36 [7] (0:12.65)	0:12.71 [6] (0:12.71)	10.4L	0:37.75	+3
6	5	<b>HONOUR BRIGHT</b> Micheal Hellyer	1	64.7 2000m	0:11.61 2000m	0:50.96 [2] (0:12.28)	0:38.68 [1] (0:12.46)	0:26.22 [3] (0:12.98)	0:13.24 [5] (0:13.24)	11.9L	0:38.68	+2
7	1	<b>DEIFIC</b> Marnu Potgieter	4	64.2 2000m	0:11.39 2000m	0:52.61 [1] (0:12.44)	0:40.17 [2] (0:12.90)	0:27.27 [5] (0:13.42)	0:13.85 [7] (0:13.85)	21.2L	0:40.17	-6

[ ] Ranking at each section and finish  
 -:-:- No data available at this section  
 NA No data available

SCN Saddle cloth number  
 DNF Did not finish  
 DNT Did not track



Horse/Jockey Name	Mr Tadashi
Final Rank	1
Fastest Section Time (Section)	0:11.65 (2000m)
Top Speed [km/h] (Section)	62.6 (2000m)
Race State	Finished

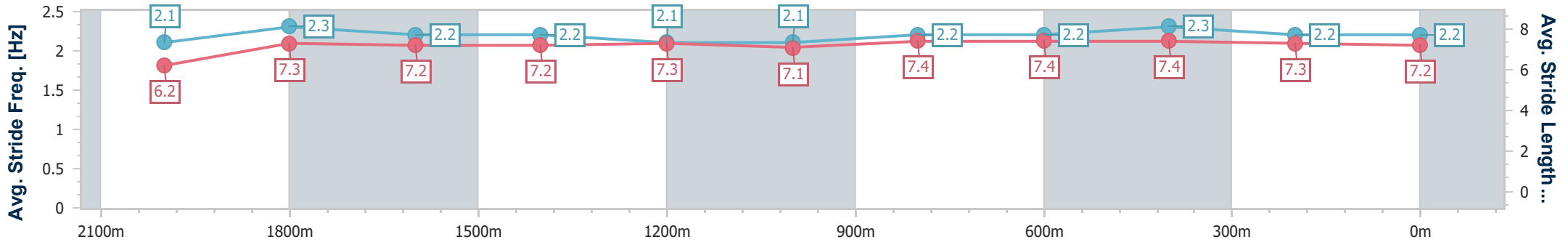
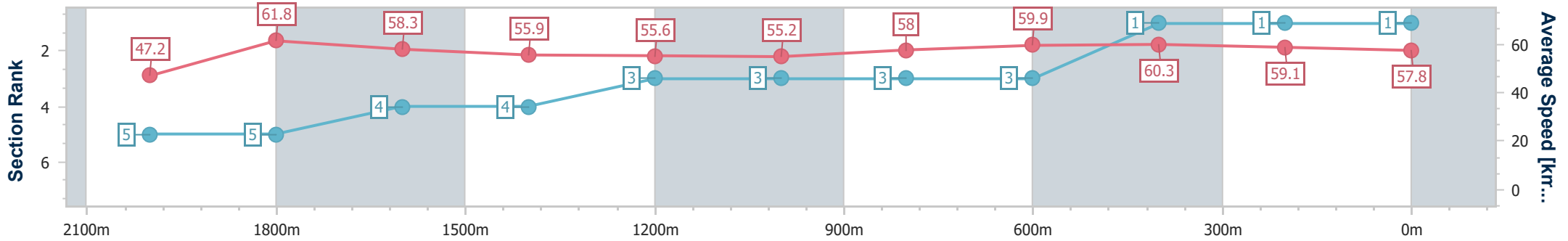


Ipswich QLD Professional  
 Race 1: IPSWICH EVENTS AND ENTERTAINMENT CENTRE  
 Maiden Plate - 2180m  
 26 September 2024 - 12:47



Track Rating: Soft 5, Weather: Overcast, Rail Position: +5m Entire

Section	Overall	2000m	1800m	1600m	1400m	1200m	1000m	800m	600m	400m	200m
Section Times	2:17.46 [1] (0:13.73)	2:03.73 [5] (0:11.65)	1:52.08 [5] (0:12.25)	1:39.83 [4] (0:12.88)	1:26.95 [4] (0:12.95)	1:14.00 [3] (0:13.02)	1:00.98 [3] (0:12.44)	0:48.54 [3] (0:12.08)	0:36.46 [3] (0:11.90)	0:24.56 [1] (0:12.08)	0:12.48 [1] (0:12.48)
Average Speed [km/h]	47.2	61.8	58.3	55.9	55.6	55.2	58.0	59.9	60.3	59.1	57.8
Top Speed [km/h]	60.7	62.6	60.0	57.1	56.2	56.6	59.5	61.2	61.7	59.6	59.5
Avg. Dist. to Rail [m]	1.6	0.7	1.2	0.4	0.2	0.1	0.7	0.9	1.1	1.4	0.5
Avg. Stride Freq. [Hz]	2.1	2.3	2.2	2.2	2.1	2.1	2.2	2.2	2.3	2.2	2.2
Avg. Stride Length [m]	6.2	7.3	7.2	7.2	7.3	7.1	7.4	7.4	7.4	7.3	7.2



- [ ] Ranking at each section and finish
- .-.- No data available at this section
- NA No data available



Horse/Jockey Name	Smelter
Final Rank	2
Fastest Section Time (Section)	0:11.64 (2000m)
Top Speed [km/h] (Section)	63.3 (2000m)
Race State	Finished

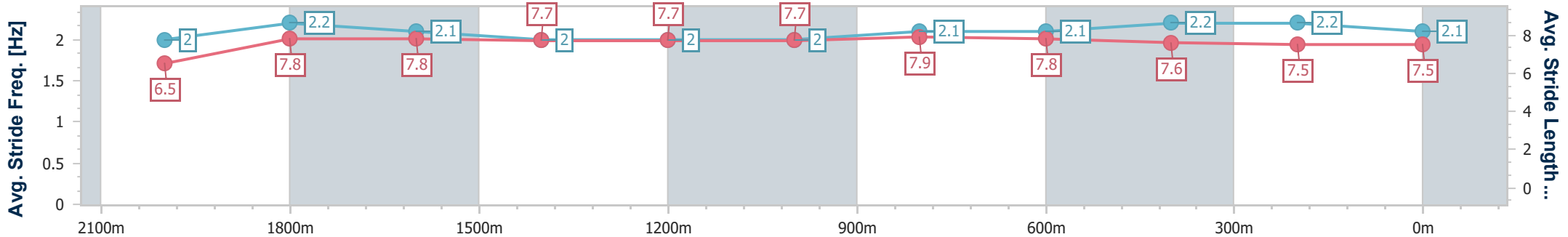
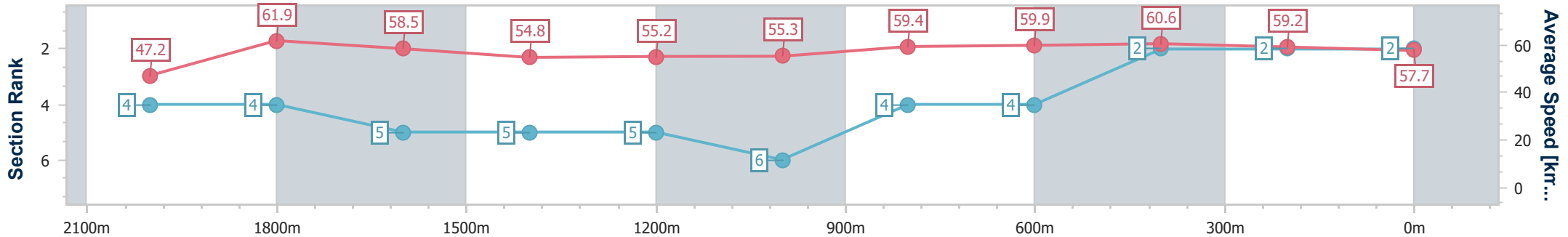


Ipswich QLD Professional  
 Race 1: IPSWICH EVENTS AND ENTERTAINMENT CENTRE  
 Maiden Plate - 2180m  
 26 September 2024 - 12:47



Track Rating: Soft 5, Weather: Overcast, Rail Position: +5m Entire

Section	Overall	2000m	1800m	1600m	1400m	1200m	1000m	800m	600m	400m	200m
Section Times	2:17.70 [2] (0:13.71)	2:03.99 [4] (0:11.64)	1:52.35 [4] (0:12.29)	1:40.06 [5] (0:13.12)	1:26.94 [5] (0:13.04)	1:13.90 [5] (0:13.04)	1:00.86 [6] (0:12.19)	0:48.67 [4] (0:12.07)	0:36.60 [4] (0:11.97)	0:24.63 [2] (0:12.14)	0:12.49 [2] (0:12.49)
Average Speed [km/h]	47.2	61.9	58.5	54.8	55.2	55.3	59.4	59.9	60.6	59.2	57.7
Top Speed [km/h]	59.3	63.3	61.0	56.0	56.0	56.7	61.6	60.8	61.2	60.2	59.2
Avg. Dist. to Rail [m]	3.5	0.5	0.5	0.2	0.2	0.3	1.2	1.5	1.7	0.3	1.0
Avg. Stride Freq. [Hz]	2.0	2.2	2.1	2.0	2.0	2.0	2.1	2.1	2.2	2.2	2.1
Avg. Stride Length [m]	6.5	7.8	7.8	7.7	7.7	7.7	7.9	7.8	7.6	7.5	7.5



- [ ] Ranking at each section and finish
- .-.- No data available at this section
- NA No data available



Horse/Jockey Name	Majestic Angel
Final Rank	3
Fastest Section Time (Section)	0:11.71 (2000m)
Top Speed [km/h] (Section)	62.5 (2000m)
Race State	Finished



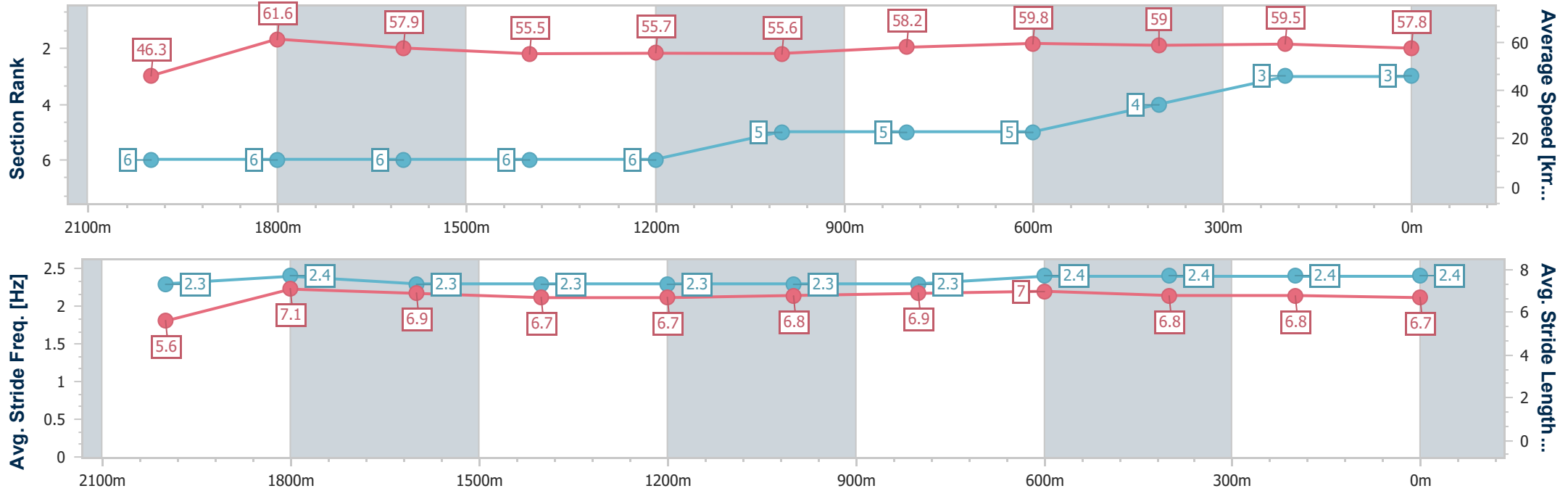
Ipswich QLD Professional  
Race 1: IPSWICH EVENTS AND ENTERTAINMENT CENTRE  
Maiden Plate - 2180m



26 September 2024 - 12:47

Track Rating: Soft 5, Weather: Overcast, Rail Position: +5m Entire

Section	Overall	2000m	1800m	1600m	1400m	1200m	1000m	800m	600m	400m	200m
Section Times	2:17.97 [3] (0:13.99)	2:03.98 [6] (0:11.71)	1:52.27 [6] (0:12.25)	1:40.02 [6] (0:13.01)	1:27.01 [6] (0:12.88)	1:14.13 [6] (0:12.96)	1:01.17 [5] (0:12.36)	0:48.81 [5] (0:12.04)	0:36.77 [5] (0:12.21)	0:24.56 [4] (0:12.11)	0:12.45 [3] (0:12.45)
Average Speed [km/h]	46.3	61.6	57.9	55.5	55.7	55.6	58.2	59.8	59.0	59.5	57.8
Top Speed [km/h]	60.1	62.5	61.1	56.4	56.4	56.7	60.2	60.5	60.2	60.2	59.2
Avg. Dist. to Rail [m]	5.1	0.7	1.4	0.5	0.4	0.2	0.2	0.3	0.5	1.3	4.6
Avg. Stride Freq. [Hz]	2.3	2.4	2.3	2.3	2.3	2.3	2.3	2.4	2.4	2.4	2.4
Avg. Stride Length [m]	5.6	7.1	6.9	6.7	6.7	6.8	6.9	7.0	6.8	6.8	6.7



- [ ] Ranking at each section and finish
- .-.- No data available at this section
- NA No data available



Horse/Jockey Name	Lady Parvati
Final Rank	4
Fastest Section Time (Section)	0:11.61 (2000m)
Top Speed [km/h] (Section)	63.9 (2000m)
Race State	Finished



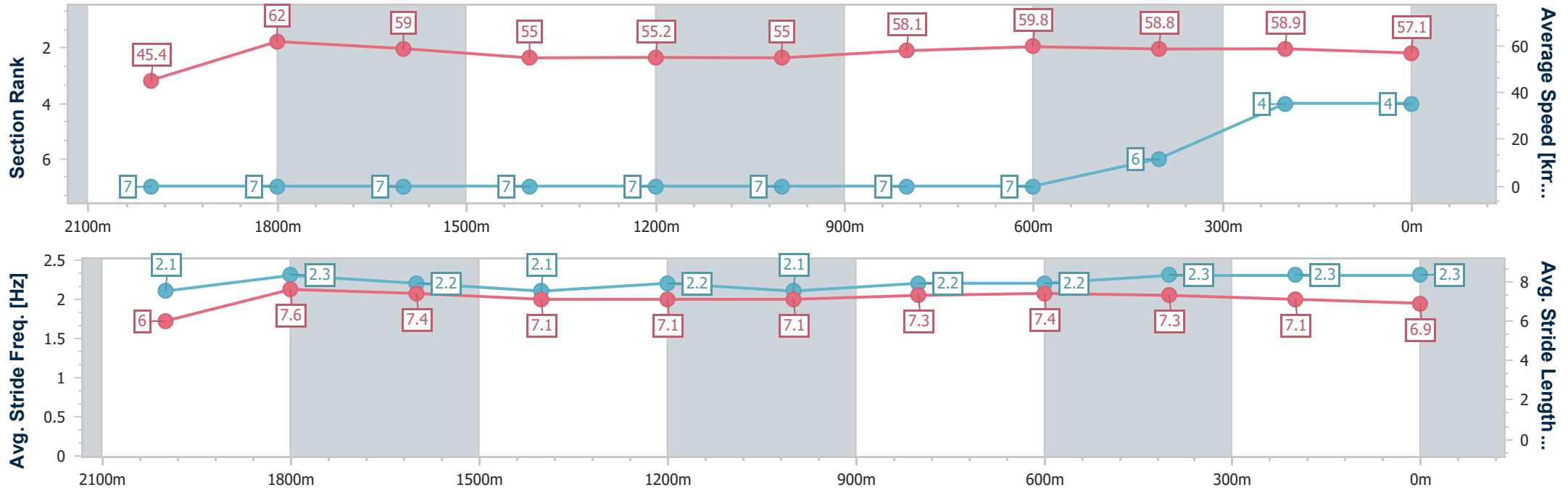
Ipswich QLD Professional  
Race 1: IPSWICH EVENTS AND ENTERTAINMENT CENTRE  
Maiden Plate - 2180m



26 September 2024 - 12:47

Track Rating: Soft 5, Weather: Overcast, Rail Position: +5m Entire

Section	Overall	2000m	1800m	1600m	1400m	1200m	1000m	800m	600m	400m	200m
Section Times	2:18.81 [4] (0:14.27)	2:04.54 [7] (0:11.61)	1:52.93 [7] (0:12.12)	1:40.81 [7] (0:13.10)	1:27.71 [7] (0:13.05)	1:14.66 [7] (0:13.08)	1:01.58 [7] (0:12.37)	0:49.21 [7] (0:12.10)	0:37.11 [7] (0:12.24)	0:24.87 [6] (0:12.26)	0:12.61 [4] (0:12.61)
Average Speed [km/h]	45.4	62.0	59.0	55.0	55.2	55.0	58.1	59.8	58.8	58.9	57.1
Top Speed [km/h]	59.9	63.9	61.8	56.6	55.8	56.4	60.9	60.7	59.6	59.8	58.5
Avg. Dist. to Rail [m]	3.7	0.6	0.8	0.2	0.2	0.2	0.2	0.8	0.3	1.2	1.2
Avg. Stride Freq. [Hz]	2.1	2.3	2.2	2.1	2.2	2.1	2.2	2.2	2.3	2.3	2.3
Avg. Stride Length [m]	6.0	7.6	7.4	7.1	7.1	7.1	7.3	7.4	7.3	7.1	6.9



- [ ] Ranking at each section and finish
- .-.- No data available at this section
- NA No data available



Horse/Jockey Name	The Manipulator
Final Rank	5
Fastest Section Time (Section)	0:11.68 (2000m)
Top Speed [km/h] (Section)	61.9 (2000m)
Race State	Finished

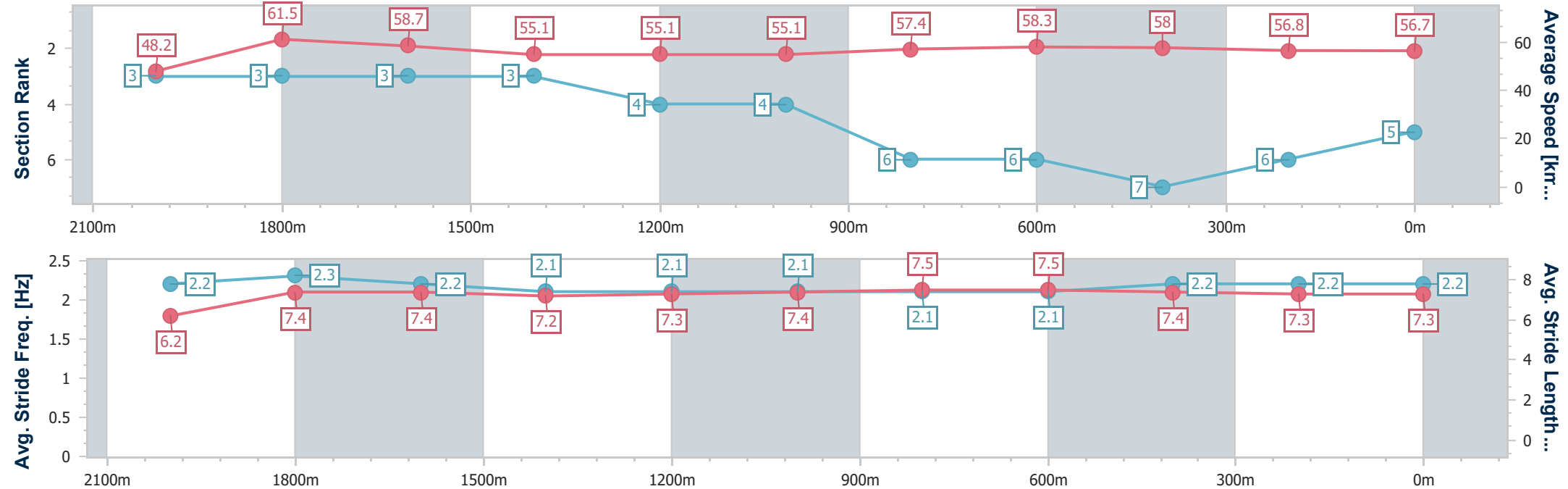


Ipswich QLD Professional  
 Race 1: IPSWICH EVENTS AND ENTERTAINMENT CENTRE  
 Maiden Plate - 2180m  
 26 September 2024 - 12:47



Track Rating: Soft 5, Weather: Overcast, Rail Position: +5m Entire

Section	Overall	2000m	1800m	1600m	1400m	1200m	1000m	800m	600m	400m	200m
Section Times	2:19.31 [5] (0:13.45)	2:05.86 [3] (0:11.68)	1:54.18 [3] (0:12.24)	1:41.94 [3] (0:13.08)	1:28.86 [3] (0:13.11)	1:15.75 [4] (0:13.11)	1:02.64 [4] (0:12.55)	0:50.09 [6] (0:12.34)	0:37.75 [6] (0:12.39)	0:25.36 [7] (0:12.65)	0:12.71 [6] (0:12.71)
Average Speed [km/h]	48.2	61.5	58.7	55.1	55.1	55.1	57.4	58.3	58.0	56.8	56.7
Top Speed [km/h]	61.4	61.9	61.7	56.1	56.0	56.5	59.4	58.8	59.2	57.3	57.0
Avg. Dist. to Rail [m]	1.3	0.8	0.4	0.7	0.6	0.8	0.8	0.6	0.9	0.5	0.7
Avg. Stride Freq. [Hz]	2.2	2.3	2.2	2.1	2.1	2.1	2.1	2.1	2.2	2.2	2.2
Avg. Stride Length [m]	6.2	7.4	7.4	7.2	7.3	7.4	7.5	7.5	7.4	7.3	7.3



- [ ] Ranking at each section and finish
- .-.- No data available at this section
- NA No data available



Horse/Jockey Name	Honour Bright
Final Rank	6
Fastest Section Time (Section)	0:11.61 (2000m)
Top Speed [km/h] (Section)	64.7 (2000m)
Race State	Finished

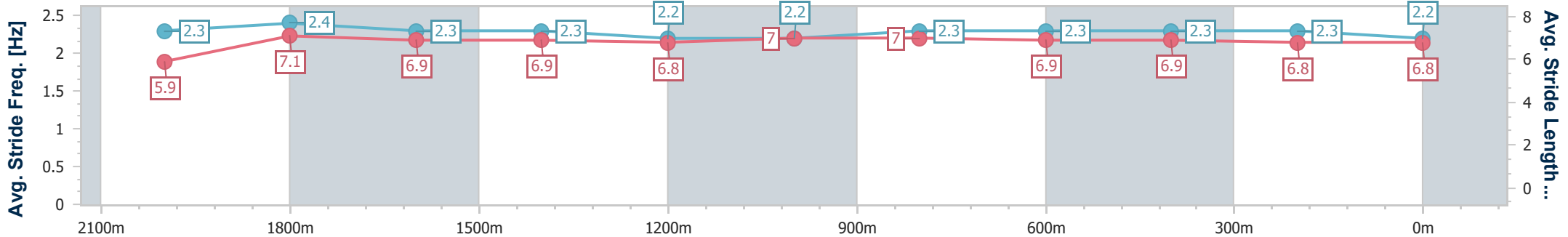
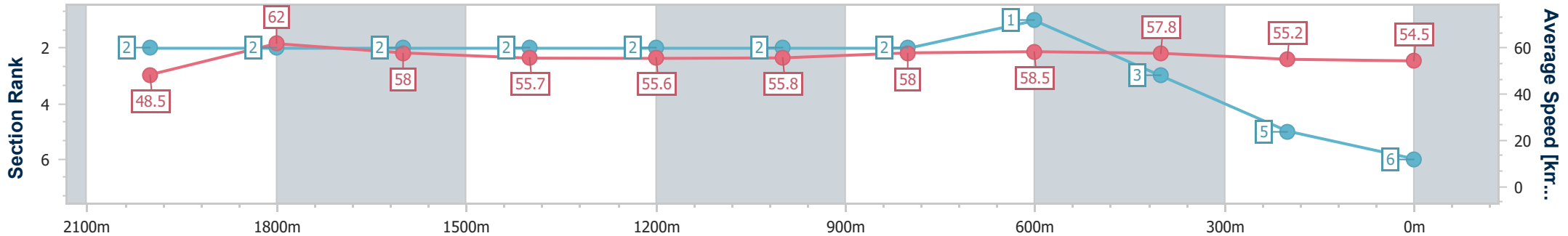


Ipswich QLD Professional  
 Race 1: IPSWICH EVENTS AND ENTERTAINMENT CENTRE  
 Maiden Plate - 2180m  
 26 September 2024 - 12:47



Track Rating: Soft 5, Weather: Overcast, Rail Position: +5m Entire

Section	Overall	2000m	1800m	1600m	1400m	1200m	1000m	800m	600m	400m	200m
Section Times	2:19.58 [6] (0:13.40)	2:06.18 [2] (0:11.61)	1:54.57 [2] (0:12.26)	1:42.31 [2] (0:12.96)	1:29.35 [2] (0:12.96)	1:16.39 [2] (0:12.98)	1:03.41 [2] (0:12.45)	0:50.96 [2] (0:12.28)	0:38.68 [1] (0:12.46)	0:26.22 [3] (0:12.98)	0:13.24 [5] (0:13.24)
Average Speed [km/h]	48.5	62.0	58.0	55.7	55.6	55.8	58.0	58.5	57.8	55.2	54.5
Top Speed [km/h]	61.9	64.7	60.7	56.7	56.1	56.6	59.2	59.2	59.0	56.2	55.3
Avg. Dist. to Rail [m]	1.0	1.6	1.3	0.2	0.5	1.0	1.0	0.5	0.4	0.6	0.4
Avg. Stride Freq. [Hz]	2.3	2.4	2.3	2.3	2.2	2.2	2.3	2.3	2.3	2.3	2.2
Avg. Stride Length [m]	5.9	7.1	6.9	6.9	6.8	7.0	7.0	6.9	6.9	6.8	6.8



- [ ] Ranking at each section and finish
- .-.- No data available at this section
- NA No data available





Horse/Jockey Name	Deific
Final Rank	7
Fastest Section Time (Section)	0:11.39 (2000m)
Top Speed [km/h] (Section)	64.2 (2000m)
Race State	Finished



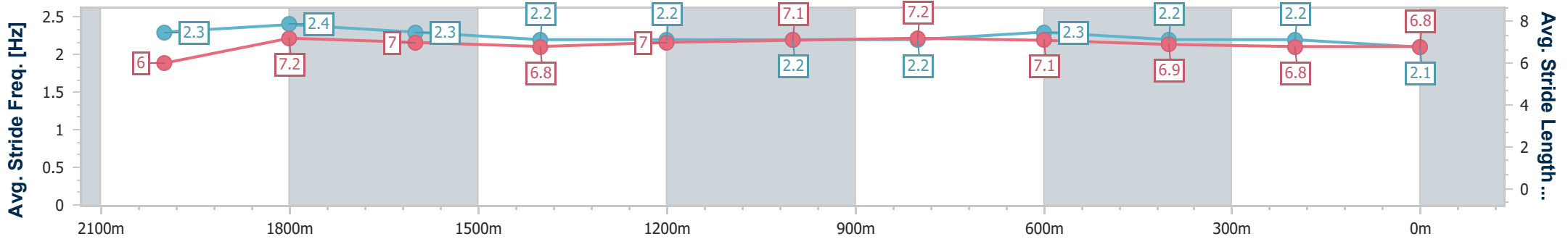
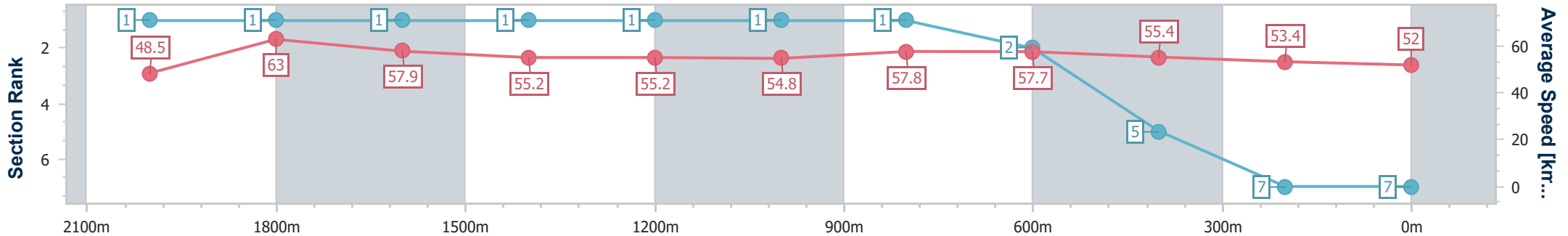
Ipswich QLD Professional  
 Race 1: IPSWICH EVENTS AND ENTERTAINMENT CENTRE  
 Maiden Plate - 2180m



26 September 2024 - 12:47

Track Rating: Soft 5, Weather: Overcast, Rail Position: +5m Entire

Section	Overall	2000m	1800m	1600m	1400m	1200m	1000m	800m	600m	400m	200m
Section Times	2:21.16 [7] (0:13.39)	2:07.77 [1] (0:11.39)	1:56.38 [1] (0:12.23)	1:44.15 [1] (0:13.05)	1:31.10 [1] (0:12.99)	1:18.11 [1] (0:13.05)	1:05.06 [1] (0:12.45)	0:52.61 [1] (0:12.44)	0:40.17 [2] (0:12.90)	0:27.27 [5] (0:13.42)	0:13.85 [7] (0:13.85)
Average Speed [km/h]	48.5	63.0	57.9	55.2	55.2	54.8	57.8	57.7	55.4	53.4	52.0
Top Speed [km/h]	63.1	64.2	61.9	56.0	55.8	56.9	58.9	59.1	57.2	54.5	53.8
Avg. Dist. to Rail [m]	2.7	1.1	2.3	0.7	0.7	1.3	0.7	0.7	1.5	0.6	0.9
Avg. Stride Freq. [Hz]	2.3	2.4	2.3	2.2	2.2	2.2	2.2	2.3	2.2	2.2	2.1
Avg. Stride Length [m]	6.0	7.2	7.0	6.8	7.0	7.1	7.2	7.1	6.9	6.8	6.8



- [ ] Ranking at each section and finish
- .-.- No data available at this section
- NA No data available

Track Rating: Good 4, Weather: Fine, Rail Position: +5m Entire

Section										Last 600m		
Field Times		Overall	600m	400m	200m						0:32.88	
		0:46.26 (0:13.38)	0:32.88 (0:10.38)	0:22.50 (0:11.03)	0:11.47 (0:11.47)							
Rank	TAB	Horse/Jockey	Barrier	Top Speed [km/h]	Fastest Section					Margin	Distance Travelled [m]	
1	12	<b>SIX MORE SONGS</b> Angela Jones	12	70.9 Overall	0:10.38 600m	0:46.26 [1] (0:13.42)	0:32.84 [2] (0:10.38)	0:22.46 [2] (0:11.00)	0:11.46 [2] (0:11.46)	0:46.26	0:32.84	
2	3	<b>TUSK HUNTER</b> Madeleine Wishart	11	70.6 600m	0:10.38 600m	0:46.46 [2] (0:13.38)	0:33.08 [1] (0:10.38)	0:22.70 [1] (0:11.03)	0:11.67 [1] (0:11.67)	1.14L	0:33.08	-1
3	6	<b>ENUFF PILLS</b> Amy Graham	6	70.7 600m	0:10.25 600m	0:46.55 [3] (0:13.85)	0:32.70 [7] (0:10.25)	0:22.45 [5] (0:10.76)	0:11.69 [4] (0:11.69)	1.67L	0:32.70	-4
4	7	<b>FIFTH MAJOR</b> Robbie Dolan	3	72.2 600m	0:10.24 600m	0:46.65 [4] (0:13.57)	0:33.08 [4] (0:10.24)	0:22.84 [3] (0:11.02)	0:11.82 [3] (0:11.82)	2.27L	0:33.08	-3
5	5	<b>DARLING HEART</b> Shania Willis	2	69.3 600m	0:10.51 600m	0:46.85 [5] (0:14.17)	0:32.68 [11] (0:10.51)	0:22.17 [10] (0:10.90)	0:11.27 [8] (0:11.27)	3.47L	0:32.68	-4
6	4	<b>CRAIGLEA BRONTE</b> Hannah Richardson	5	70.6 600m	0:10.48 600m	0:46.96 [6] (0:13.55)	0:33.41 [3] (0:10.48)	0:22.93 [4] (0:11.11)	0:11.82 [5] (0:11.82)	4.1L	0:33.41	-1
7	8	<b>GLAD RAG DOLL</b> Cejay Graham	4	70.8 600m	0:10.42 600m	0:46.99 [7] (0:13.97)	0:33.02 [9] (0:10.42)	0:22.60 [7] (0:11.00)	0:11.60 [6] (0:11.60)	4.27L	0:33.02	-3
8	11	<b>KOOL BRUCE</b> Rob Thorburn	10	71.0 Overall	0:10.44 600m	0:47.11 [8] (0:13.84)	0:33.27 [6] (0:10.44)	0:22.83 [6] (0:11.12)	0:11.71 [7] (0:11.71)	4.98L	0:33.27	+2
9	2	<b>TUANAKI CREEK</b> Hannah Phillips	8	70.0 600m	0:10.63 600m	0:47.24 [9] (0:13.78)	0:33.46 [5] (0:10.63)	0:22.83 [8] (0:11.22)	0:11.61 [9] (0:11.61)	5.75L	0:33.46	+3
10	1	<b>CASUAL MAN</b> Jai Williams	9	70.0 600m	0:10.62 600m	0:47.32 [10] (0:13.96)	0:33.36 [8] (0:10.62)	0:22.74 [9] (0:11.13)	0:11.61 [10] (0:11.61)	6.19L	0:33.36	-1



Ipswich QLD Professional  
 Race 2: GREAT NORTHERN Maiden Plate - 800m  
 26 September 2024 - 13:23



Track Rating: Good 4, Weather: Fine, Rail Position: +5m Entire

Section		Overall	600m	400m	200m	Last 600m					
Field Times		0:46.26 (0:13.38)	0:32.88 (0:10.38)	0:22.50 (0:11.03)	0:11.47 (0:11.47)	0:32.88					
Rank	TAB Horse/Jockey	Barrier	Top Speed [km/h]	Fastest Section	Margin			Distance Travelled [m]			
11	9 MISS HONEYCOMB Casey Waddell	7	68.7 600m	0:10.63 600m	0:47.48 [11] (0:14.11)	0:33.37 [10] (0:10.63)	0:22.74 [11] (0:11.32)	0:11.42 [11] (0:11.42)	7.14L	0:33.37	-1
12	10 SHE'LL GO BOOM Georgina Cartwright	1	66.9 600m	0:10.87 600m	0:47.61 [12] (0:14.48)	0:33.13 [12] (0:10.87)	0:22.26 [12] (0:11.07)	0:11.19 [12] (0:11.19)	7.94L	0:33.13	-2

[ ] Ranking at each section and finish  
 -:-:-:- No data available at this section  
 NA No data available

SCN Saddle cloth number  
 DNF Did not finish  
 DNT Did not track



Horse/Jockey Name	Six More Songs
Final Rank	1
Fastest Section Time (Section)	0:10.38 (600m)
Top Speed [km/h] (Section)	70.9 (Overall)
Race State	Finished



### Ipswich QLD Professional

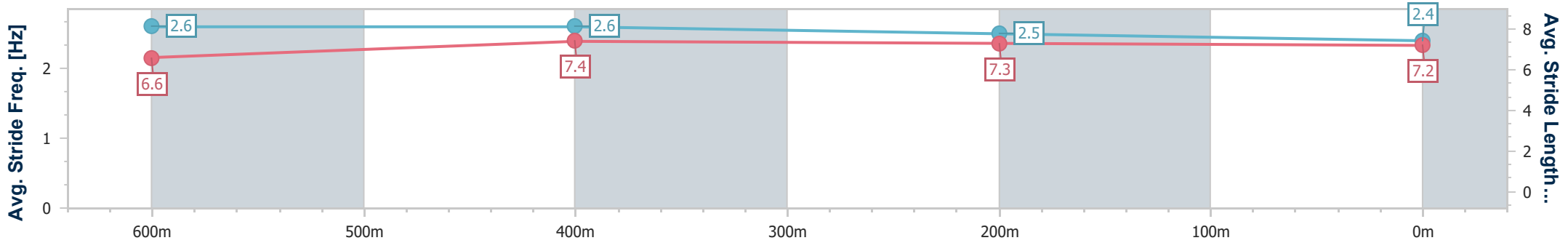
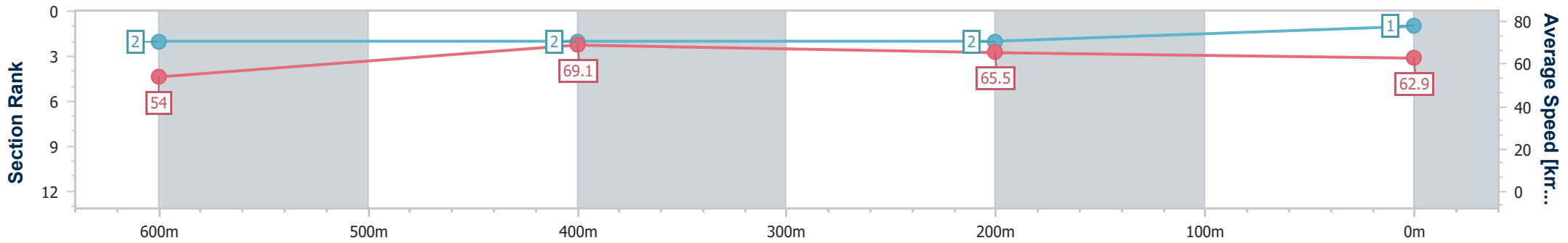
Race 2: GREAT NORTHERN Maiden Plate - 800m

26 September 2024 - 13:23



Track Rating: Good 4, Weather: Fine, Rail Position: +5m Entire

Section	Overall	600m	400m	200m
Section Times	0:46.26 [1] (0:13.42)	0:32.84 [2] (0:10.38)	0:22.46 [2] (0:11.00)	0:11.46 [2] (0:11.46)
Average Speed [km/h]	54.0	69.1	65.5	62.9
Top Speed [km/h]	70.9	70.4	67.8	65.4
Avg. Dist. to Rail [m]	8.4	1.5	1.1	1.5
Avg. Stride Freq. [Hz]	2.6	2.6	2.5	2.4
Avg. Stride Length [m]	6.6	7.4	7.3	7.2



- [ ] Ranking at each section and finish
- .-.- No data available at this section
- NA No data available



Horse/Jockey Name	Tusk Hunter
Final Rank	2
Fastest Section Time (Section)	0:10.38 (600m)
Top Speed [km/h] (Section)	70.6 (600m)
Race State	Finished



### Ipswich QLD Professional

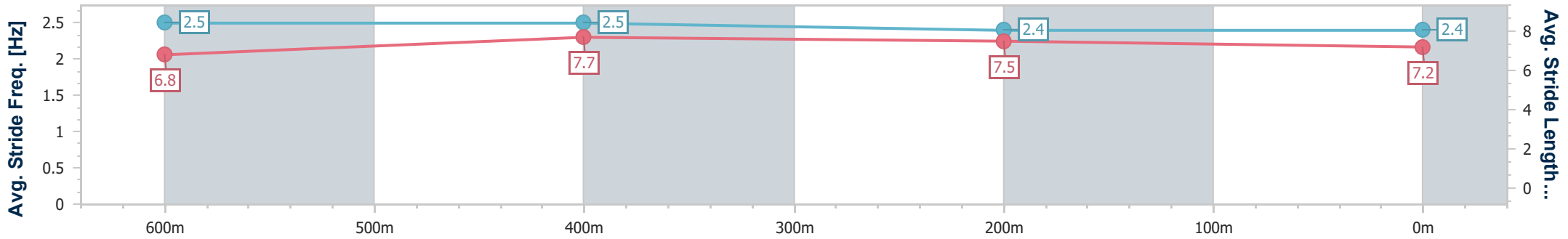
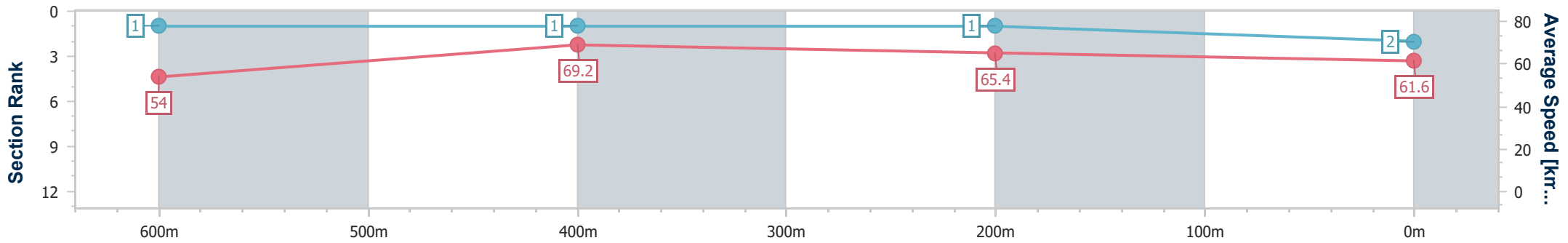
Race 2: GREAT NORTHERN Maiden Plate - 800m

26 September 2024 - 13:23



Track Rating: Good 4, Weather: Fine, Rail Position: +5m Entire

Section	Overall	600m	400m	200m
Section Times	0:46.46 [2] (0:13.38)	0:33.08 [1] (0:10.38)	0:22.70 [1] (0:11.03)	0:11.67 [1] (0:11.67)
Average Speed [km/h]	54.0	69.2	65.4	61.6
Top Speed [km/h]	70.2	70.6	67.1	63.9
Avg. Dist. to Rail [m]	8.3	1.9	0.3	0.3
Avg. Stride Freq. [Hz]	2.5	2.5	2.4	2.4
Avg. Stride Length [m]	6.8	7.7	7.5	7.2



- [ ] Ranking at each section and finish
- .-.- No data available at this section
- NA No data available



Horse/Jockey Name	Enuff Pills
Final Rank	3
Fastest Section Time (Section)	0:10.25 (600m)
Top Speed [km/h] (Section)	70.7 (600m)
Race State	Finished



### Ipswich QLD Professional

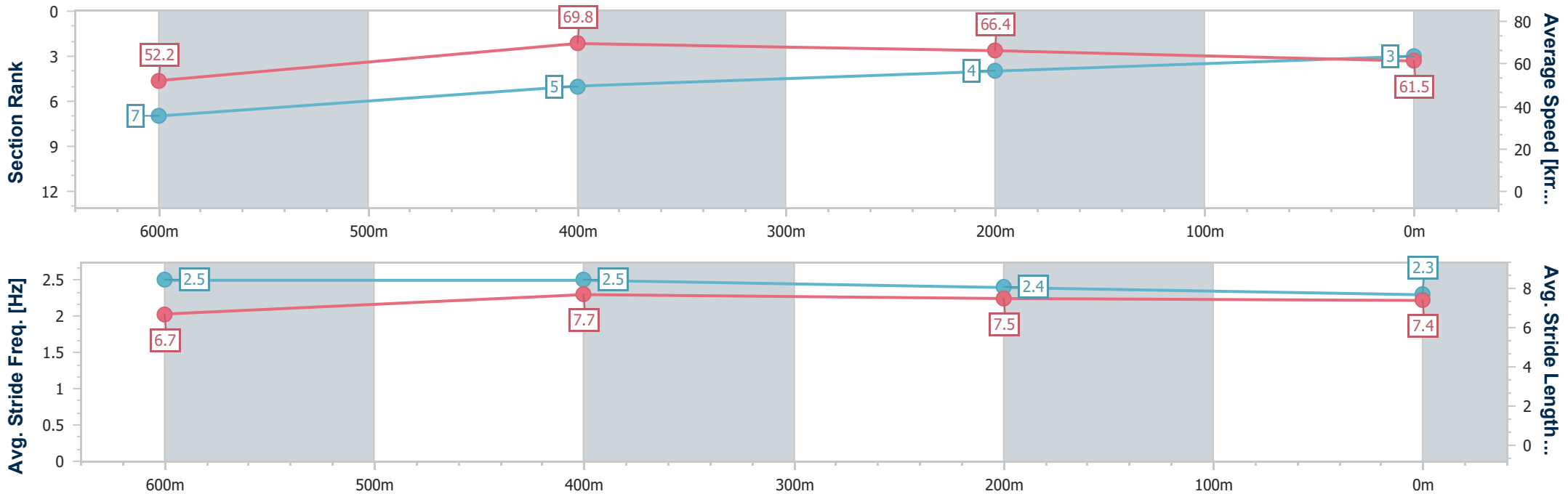
Race 2: GREAT NORTHERN Maiden Plate - 800m

26 September 2024 - 13:23



Track Rating: Good 4, Weather: Fine, Rail Position: +5m Entire

Section	Overall	600m	400m	200m
Section Times	0:46.55 [3] (0:13.85)	0:32.70 [7] (0:10.25)	0:22.45 [5] (0:10.76)	0:11.69 [4] (0:11.69)
Average Speed [km/h]	52.2	69.8	66.4	61.5
Top Speed [km/h]	70.6	70.7	67.4	64.4
Avg. Dist. to Rail [m]	4.4	1.8	1.1	0.4
Avg. Stride Freq. [Hz]	2.5	2.5	2.4	2.3
Avg. Stride Length [m]	6.7	7.7	7.5	7.4



- [ ] Ranking at each section and finish
- .-.- No data available at this section
- NA No data available



Horse/Jockey Name	Fifth Major
Final Rank	4
Fastest Section Time (Section)	0:10.24 (600m)
Top Speed [km/h] (Section)	72.2 (600m)
Race State	Finished



### Ipswich QLD Professional

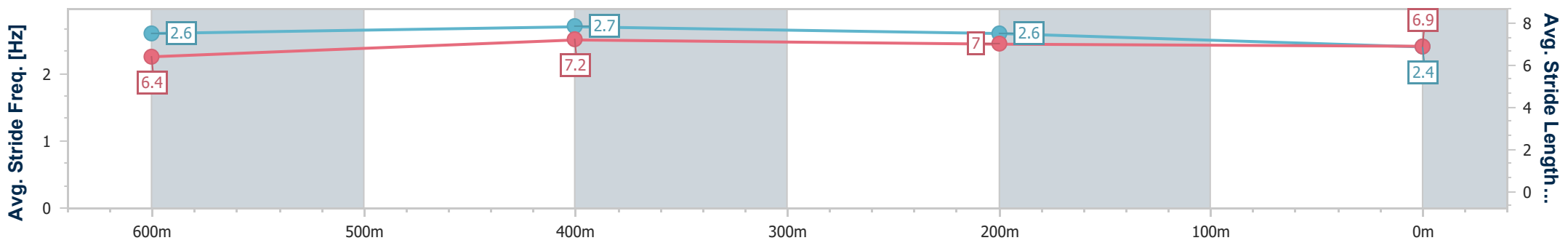
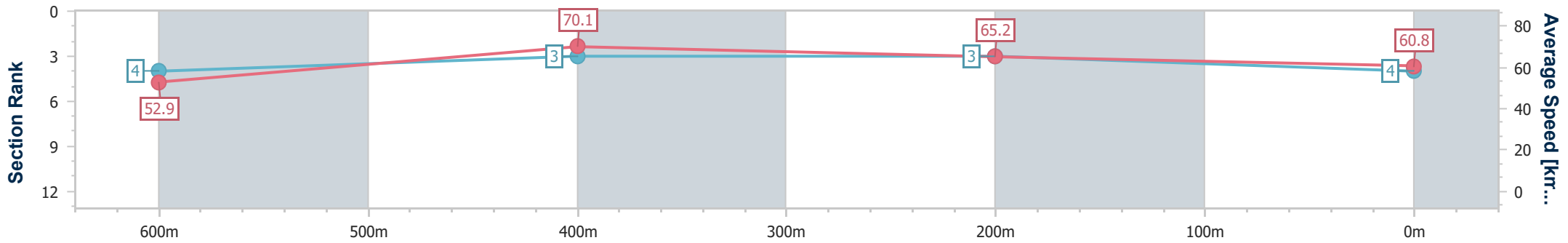
Race 2: GREAT NORTHERN Maiden Plate - 800m

26 September 2024 - 13:23



Track Rating: Good 4, Weather: Fine, Rail Position: +5m Entire

Section	Overall	600m	400m	200m
Section Times	0:46.65 [4] (0:13.57)	0:33.08 [4] (0:10.24)	0:22.84 [3] (0:11.02)	0:11.82 [3] (0:11.82)
Average Speed [km/h]	52.9	70.1	65.2	60.8
Top Speed [km/h]	71.2	72.2	66.9	64.4
Avg. Dist. to Rail [m]	3.0	1.1	1.1	0.4
Avg. Stride Freq. [Hz]	2.6	2.7	2.6	2.4
Avg. Stride Length [m]	6.4	7.2	7.0	6.9



- [ ] Ranking at each section and finish
- .-.- No data available at this section
- NA No data available



Horse/Jockey Name	Darling Heart
Final Rank	5
Fastest Section Time (Section)	0:10.51 (600m)
Top Speed [km/h] (Section)	69.3 (600m)
Race State	Finished



### Ipswich QLD Professional

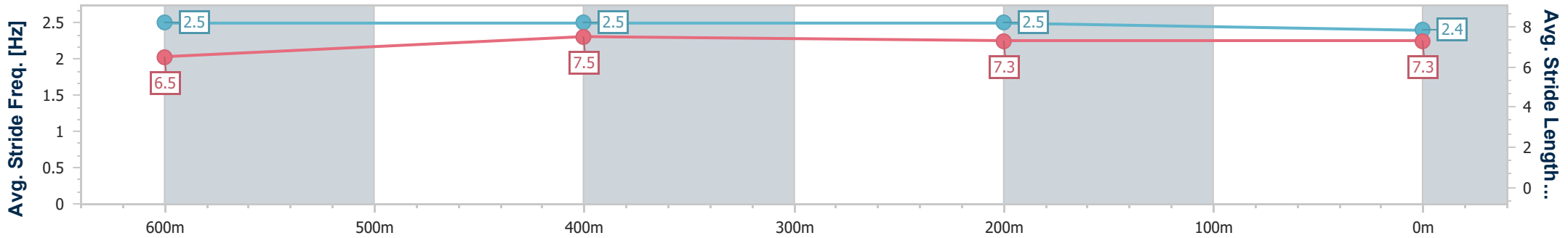
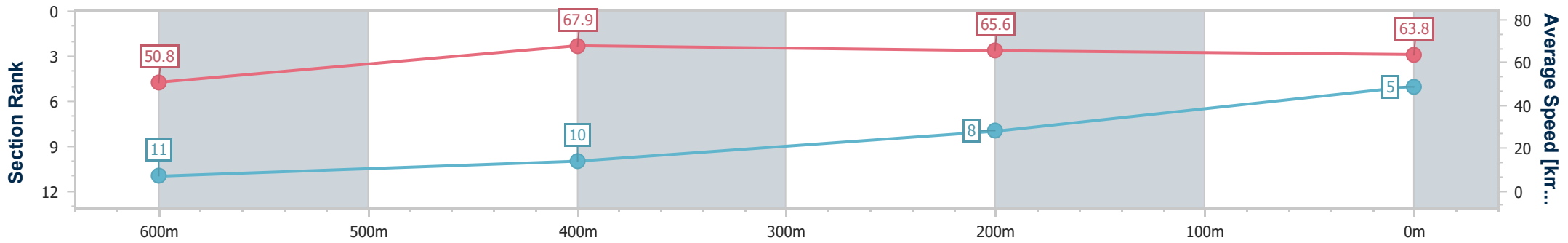
Race 2: GREAT NORTHERN Maiden Plate - 800m

26 September 2024 - 13:23



Track Rating: Good 4, Weather: Fine, Rail Position: +5m Entire

Section	Overall	600m	400m	200m
Section Times	0:46.85 [5] (0:14.17)	0:32.68 [11] (0:10.51)	0:22.17 [10] (0:10.90)	0:11.27 [8] (0:11.27)
Average Speed [km/h]	50.8	67.9	65.6	63.8
Top Speed [km/h]	67.9	69.3	66.5	66.2
Avg. Dist. to Rail [m]	0.9	2.3	1.2	1.9
Avg. Stride Freq. [Hz]	2.5	2.5	2.5	2.4
Avg. Stride Length [m]	6.5	7.5	7.3	7.3



- [ ] Ranking at each section and finish
- .-.- No data available at this section
- NA No data available





Horse/Jockey Name	Craiglea Bronte
Final Rank	6
Fastest Section Time (Section)	0:10.48 (600m)
Top Speed [km/h] (Section)	70.6 (600m)
Race State	Finished



### Ipswich QLD Professional

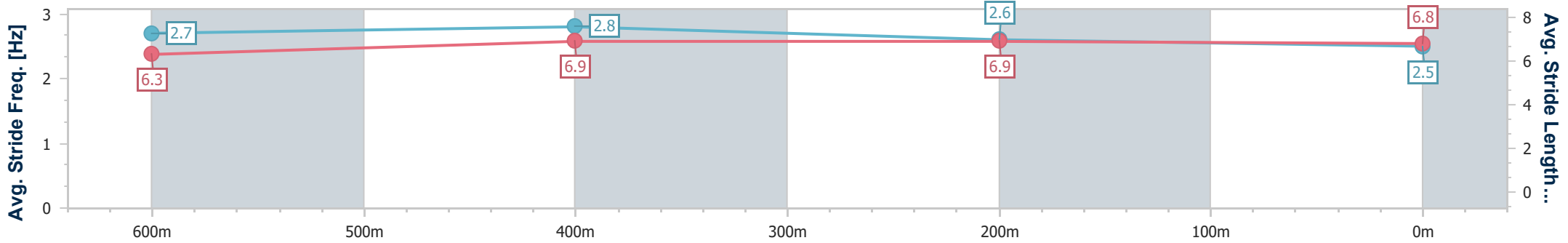
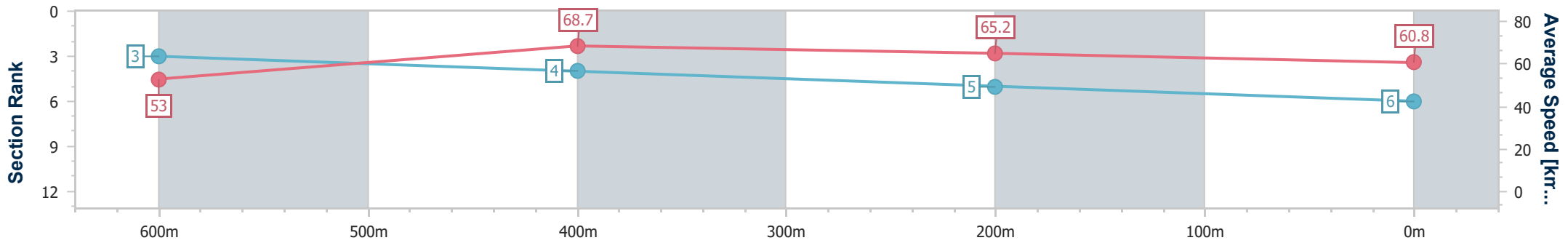
Race 2: GREAT NORTHERN Maiden Plate - 800m

26 September 2024 - 13:23



Track Rating: Good 4, Weather: Fine, Rail Position: +5m Entire

Section	Overall	600m	400m	200m
Section Times	0:46.96 [6] (0:13.55)	0:33.41 [3] (0:10.48)	0:22.93 [4] (0:11.11)	0:11.82 [5] (0:11.82)
Average Speed [km/h]	53.0	68.7	65.2	60.8
Top Speed [km/h]	70.2	70.6	67.3	63.8
Avg. Dist. to Rail [m]	3.3	0.5	2.5	4.4
Avg. Stride Freq. [Hz]	2.7	2.8	2.6	2.5
Avg. Stride Length [m]	6.3	6.9	6.9	6.8



- [ ] Ranking at each section and finish
- .-.- No data available at this section
- NA No data available



Horse/Jockey Name	Glad Rag Doll
Final Rank	7
Fastest Section Time (Section)	0:10.42 (600m)
Top Speed [km/h] (Section)	70.8 (600m)
Race State	Finished



### Ipswich QLD Professional

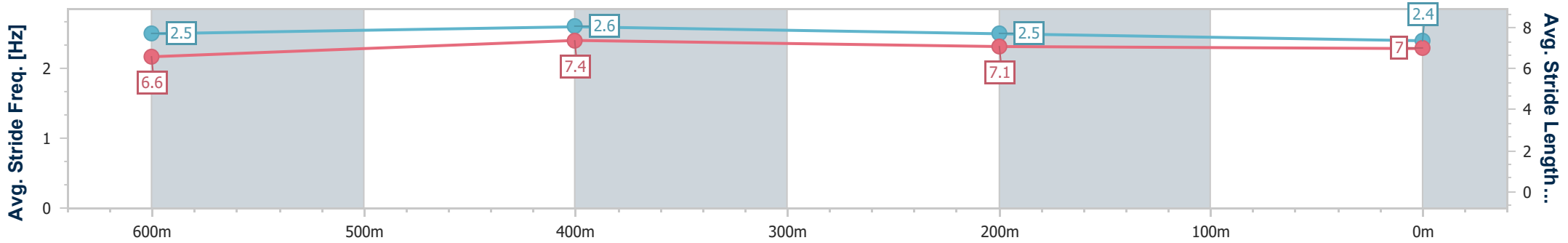
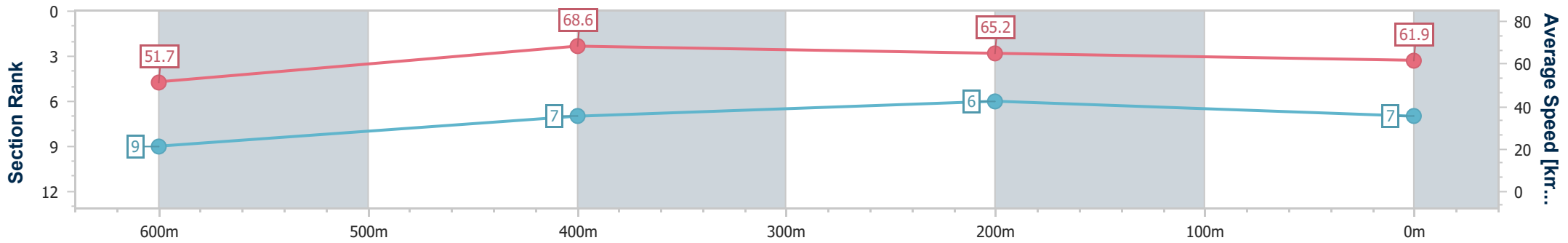
Race 2: GREAT NORTHERN Maiden Plate - 800m

26 September 2024 - 13:23



Track Rating: Good 4, Weather: Fine, Rail Position: +5m Entire

Section	Overall	600m	400m	200m
Section Times	0:46.99 [7] (0:13.97)	0:33.02 [9] (0:10.42)	0:22.60 [7] (0:11.00)	0:11.60 [6] (0:11.60)
Average Speed [km/h]	51.7	68.6	65.2	61.9
Top Speed [km/h]	70.0	70.8	67.0	63.3
Avg. Dist. to Rail [m]	3.5	1.3	1.1	0.9
Avg. Stride Freq. [Hz]	2.5	2.6	2.5	2.4
Avg. Stride Length [m]	6.6	7.4	7.1	7.0



- [ ] Ranking at each section and finish
- .-.- No data available at this section
- NA No data available



Horse/Jockey Name	Kool Bruce
Final Rank	8
Fastest Section Time (Section)	0:10.44 (600m)
Top Speed [km/h] (Section)	71.0 (Overall)
Race State	Finished



### Ipswich QLD Professional

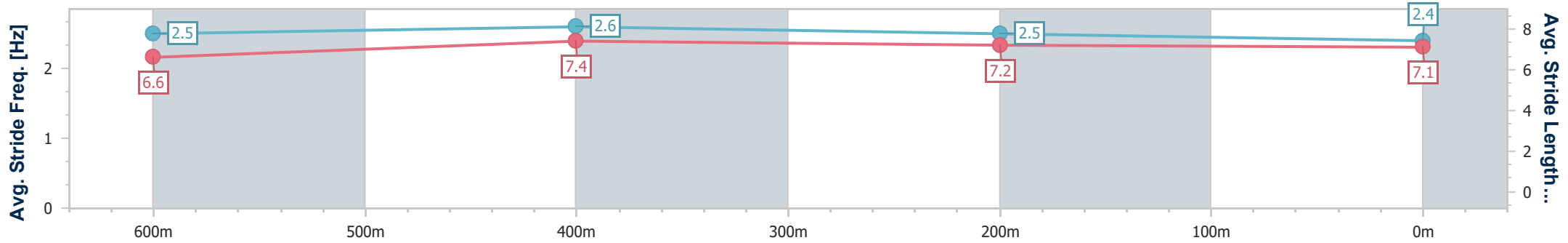
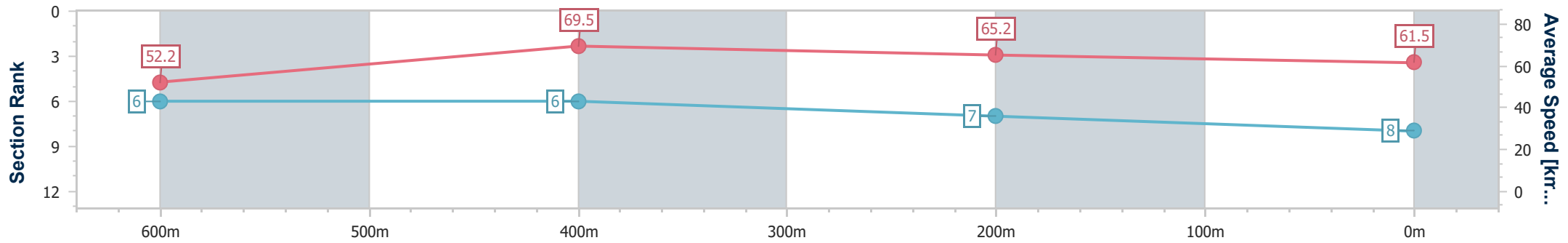
Race 2: GREAT NORTHERN Maiden Plate - 800m

26 September 2024 - 13:23



Track Rating: Good 4, Weather: Fine, Rail Position: +5m Entire

Section	Overall	600m	400m	200m
Section Times	0:47.11 [8] (0:13.84)	0:33.27 [6] (0:10.44)	0:22.83 [6] (0:11.12)	0:11.71 [7] (0:11.71)
Average Speed [km/h]	52.2	69.5	65.2	61.5
Top Speed [km/h]	71.0	70.9	68.0	63.9
Avg. Dist. to Rail [m]	8.6	2.8	3.2	6.0
Avg. Stride Freq. [Hz]	2.5	2.6	2.5	2.4
Avg. Stride Length [m]	6.6	7.4	7.2	7.1



- [ ] Ranking at each section and finish
- .-.- No data available at this section
- NA No data available



Horse/Jockey Name	Tuanaki Creek
Final Rank	9
Fastest Section Time (Section)	0:10.63 (600m)
Top Speed [km/h] (Section)	70.0 (600m)
Race State	Finished



### Ipswich QLD Professional

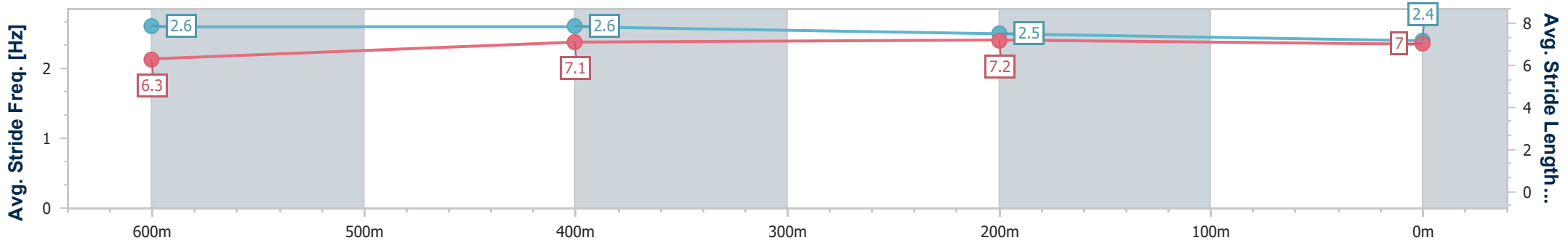
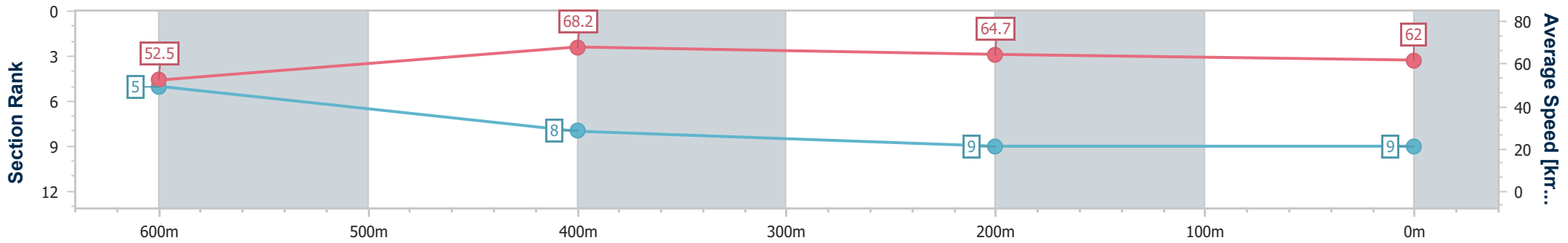
Race 2: GREAT NORTHERN Maiden Plate - 800m

26 September 2024 - 13:23



Track Rating: Good 4, Weather: Fine, Rail Position: +5m Entire

Section	Overall	600m	400m	200m
Section Times	0:47.24 [9] (0:13.78)	0:33.46 [5] (0:10.63)	0:22.83 [8] (0:11.22)	0:11.61 [9] (0:11.61)
Average Speed [km/h]	52.5	68.2	64.7	62.0
Top Speed [km/h]	69.8	70.0	66.2	64.9
Avg. Dist. to Rail [m]	5.3	1.8	3.1	5.0
Avg. Stride Freq. [Hz]	2.6	2.6	2.5	2.4
Avg. Stride Length [m]	6.3	7.1	7.2	7.0



- [ ] Ranking at each section and finish
- .-.- No data available at this section
- NA No data available



Horse/Jockey Name	Casual Man
Final Rank	10
Fastest Section Time (Section)	0:10.62 (600m)
Top Speed [km/h] (Section)	70.0 (600m)
Race State	Finished



### Ipswich QLD Professional

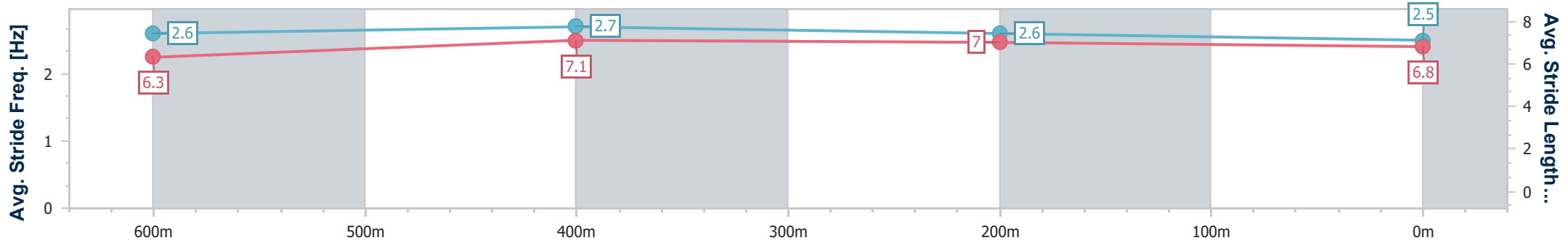
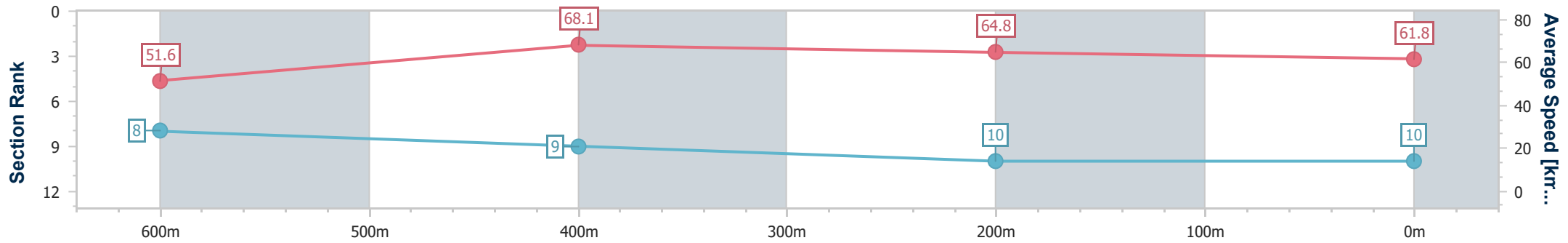
Race 2: GREAT NORTHERN Maiden Plate - 800m

26 September 2024 - 13:23



Track Rating: Good 4, Weather: Fine, Rail Position: +5m Entire

Section	Overall	600m	400m	200m
Section Times	0:47.32 [10] (0:13.96)	0:33.36 [8] (0:10.62)	0:22.74 [9] (0:11.13)	0:11.61 [10] (0:11.61)
Average Speed [km/h]	51.6	68.1	64.8	61.8
Top Speed [km/h]	69.8	70.0	65.6	64.0
Avg. Dist. to Rail [m]	6.9	1.9	0.2	0.9
Avg. Stride Freq. [Hz]	2.6	2.7	2.6	2.5
Avg. Stride Length [m]	6.3	7.1	7.0	6.8



- [ ] Ranking at each section and finish
- .-.- No data available at this section
- NA No data available



Horse/Jockey Name	Miss Honeycomb
Final Rank	11
Fastest Section Time (Section)	0:10.63 (600m)
Top Speed [km/h] (Section)	68.7 (600m)
Race State	Finished



### Ipswich QLD Professional

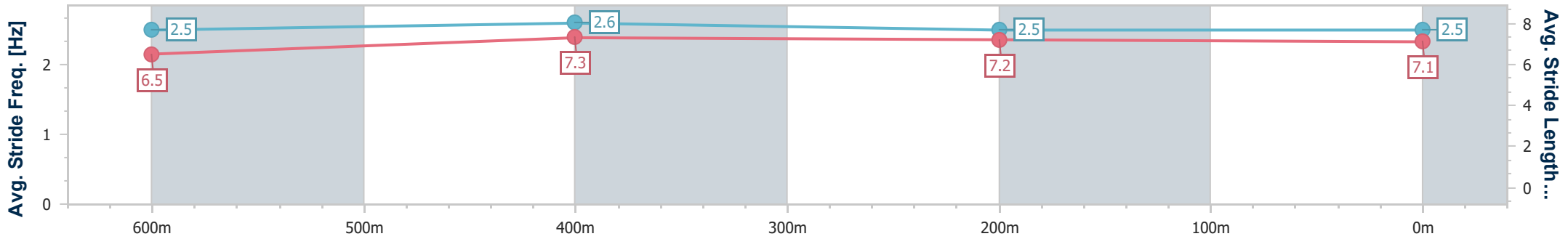
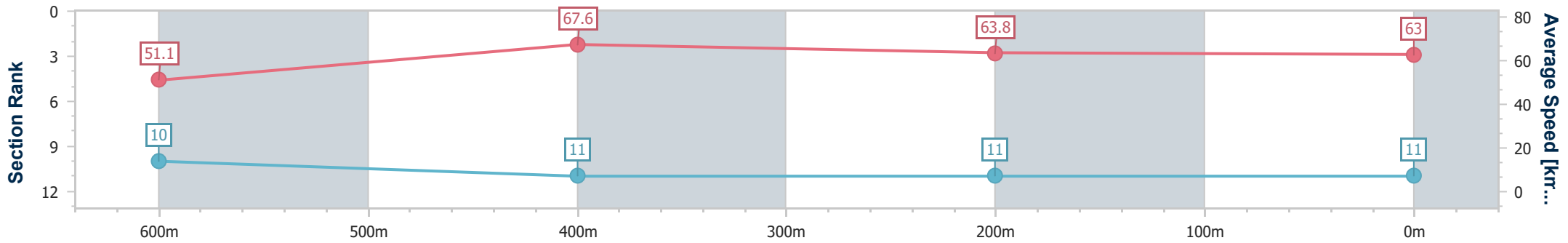
Race 2: GREAT NORTHERN Maiden Plate - 800m

26 September 2024 - 13:23



Track Rating: Good 4, Weather: Fine, Rail Position: +5m Entire

Section	Overall	600m	400m	200m
Section Times	0:47.48 [11] (0:14.11)	0:33.37 [10] (0:10.63)	0:22.74 [11] (0:11.32)	0:11.42 [11] (0:11.42)
Average Speed [km/h]	51.1	67.6	63.8	63.0
Top Speed [km/h]	68.3	68.7	66.4	64.3
Avg. Dist. to Rail [m]	6.1	1.0	0.6	4.7
Avg. Stride Freq. [Hz]	2.5	2.6	2.5	2.5
Avg. Stride Length [m]	6.5	7.3	7.2	7.1



- [ ] Ranking at each section and finish
- .-.- No data available at this section
- NA No data available



Horse/Jockey Name	She'll Go Boom
Final Rank	12
Fastest Section Time (Section)	0:10.87 (600m)
Top Speed [km/h] (Section)	66.9 (600m)
Race State	Finished



### Ipswich QLD Professional

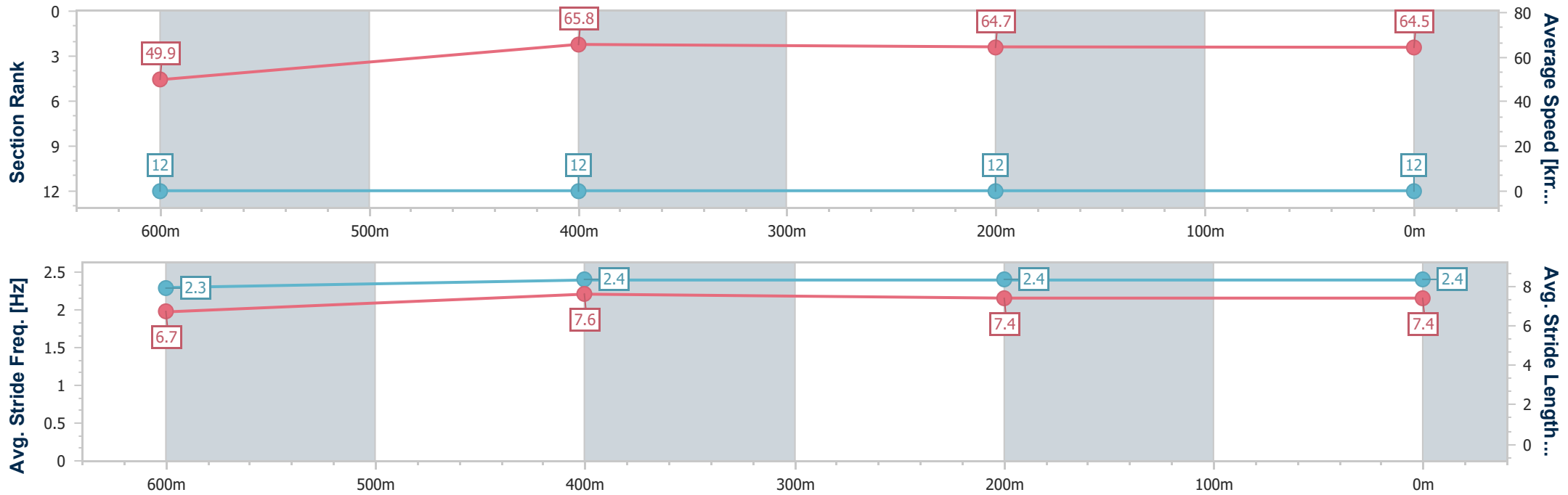
Race 2: GREAT NORTHERN Maiden Plate - 800m

26 September 2024 - 13:23



Track Rating: Good 4, Weather: Fine, Rail Position: +5m Entire

Section	Overall	600m	400m	200m
Section Times	0:47.61 [12] (0:14.48)	0:33.13 [12] (0:10.87)	0:22.26 [12] (0:11.07)	0:11.19 [12] (0:11.19)
Average Speed [km/h]	49.9	65.8	64.7	64.5
Top Speed [km/h]	66.2	66.9	66.4	65.1
Avg. Dist. to Rail [m]	1.5	1.3	0.8	0.9
Avg. Stride Freq. [Hz]	2.3	2.4	2.4	2.4
Avg. Stride Length [m]	6.7	7.6	7.4	7.4



- [ ] Ranking at each section and finish
- .-.- No data available at this section
- NA No data available



**Ipswich QLD Professional**  
**Race 3: BELLBOWRIE DISTRICT PROBUS CLUB QTIS Three-Year-Old**  
**Handicap - 1100m**  
**26 September 2024 - 13:58**



Track Rating: Good 4, Weather: Fine, Rail Position: +5m Entire

Section		Overall	1000m	800m	600m	400m	200m	Last 600m					
Field Times		1:05.36 (0:08.62)	0:56.74 (0:10.90)	0:45.84 (0:11.31)	0:34.53 (0:11.27)	0:23.26 (0:11.51)	0:11.75 (0:11.75)	0:34.53					
Rank	TAB Horse/Jockey	Barrier	Top Speed [km/h]	Fastest Section							Margin	Distance Travelled [m]	
1	5 JOY A PLENTY Georgina Cartwright	6	67.0 1000m	0:08.80 Overall	1:05.36 [1] (0:08.80)	0:56.56 [3] (0:10.99)	0:45.57 [3] (0:11.33)	0:34.24 [4] (0:11.29)	0:22.95 [3] (0:11.28)	0:11.67 [2] (0:11.67)	1:05.36	0:34.24	
2	4 CARRAVILLA Samantha Collett	7	66.4 1000m	0:09.31 Overall	1:05.48 [2] (0:09.31)	0:56.17 [7] (0:11.03)	0:45.14 [7] (0:11.21)	0:33.93 [7] (0:11.14)	0:22.79 [6] (0:11.28)	0:11.51 [4] (0:11.51)	0.69L	0:33.93	+1
3	3 MISHANI SUSPECT Danny Peisley	1	66.4 1000m	0:08.72 Overall	1:05.55 [3] (0:08.72)	0:56.83 [2] (0:10.99)	0:45.84 [2] (0:11.16)	0:34.68 [2] (0:11.41)	0:23.27 [2] (0:11.47)	0:11.80 [3] (0:11.80)	1.15L	0:34.68	-5
4	1 PALEFACE RINGO Micheal Hellyer	3	68.3 1000m	0:08.62 Overall	1:05.58 [4] (0:08.62)	0:56.96 [1] (0:10.90)	0:46.06 [1] (0:11.31)	0:34.75 [1] (0:11.27)	0:23.48 [1] (0:11.51)	0:11.97 [1] (0:11.97)	1.3L	0:34.75	-1
5	2 MISHANI ECLIPSE Adin Thompson	5	65.1 1000m	0:09.06 Overall	1:05.85 [5] (0:09.06)	0:56.79 [5] (0:11.16)	0:45.63 [6] (0:11.17)	0:34.46 [6] (0:11.26)	0:23.20 [5] (0:11.47)	0:11.73 [6] (0:11.73)	2.91L	0:34.46	-3
6	9 BLACK ASSASSIN Cejay Graham	4	68.0 1000m	0:09.23 Overall	1:05.86 [6] (0:09.23)	0:56.63 [6] (0:10.93)	0:45.70 [5] (0:11.17)	0:34.53 [5] (0:11.45)	0:23.08 [7] (0:11.41)	0:11.67 [7] (0:11.67)	2.93L	0:34.53	+1
7	6 HE'S A WEAPON Rob Thorburn	2	65.3 800m	0:08.83 Overall	1:06.19 [7] (0:08.83)	0:57.36 [4] (0:11.16)	0:46.20 [4] (0:11.10)	0:35.10 [3] (0:11.32)	0:23.78 [4] (0:11.57)	0:12.21 [5] (0:12.21)	4.87L	0:35.10	-7

Scratched: Sugar Island (#8), Sun Worshipper (#7)

[ ] Ranking at each section and finish  
 -:-:- No data available at this section  
 NA No data available

SCN Saddle cloth number  
 DNF Did not finish  
 DNT Did not track





Horse/Jockey Name	Joy A Plenty
Final Rank	1
Fastest Section Time (Section)	0:08.80 (Overall)
Top Speed [km/h] (Section)	67.0 (1000m)
Race State	Finished



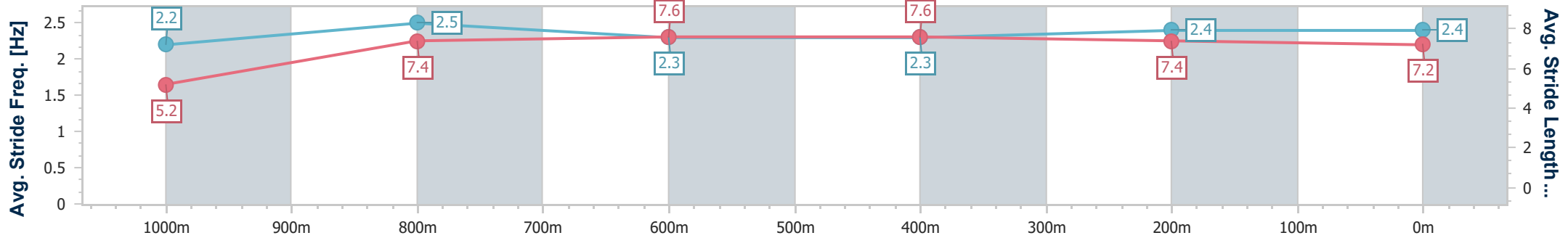
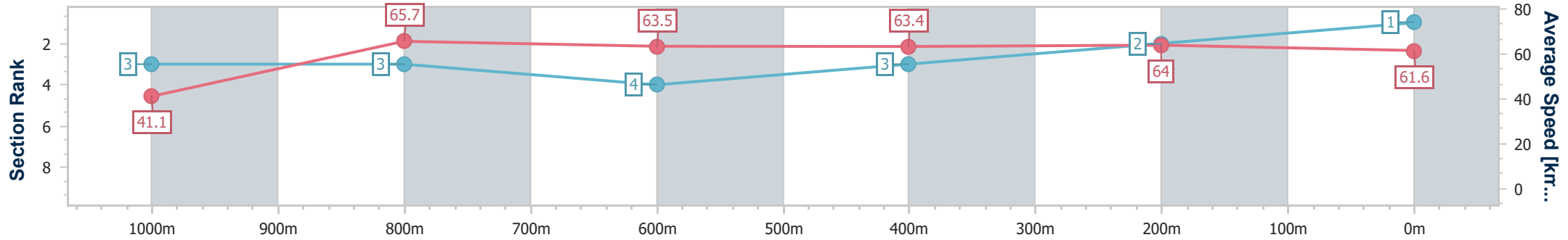
Ipswich QLD Professional  
 Race 3: BELLBOWRIE DISTRICT PROBUS CLUB QTIS Three-Year-Old Handicap - 1100m



26 September 2024 - 13:58

Track Rating: Good 4, Weather: Fine, Rail Position: +5m Entire

Section	Overall	1000m	800m	600m	400m	200m
Section Times	1:05.36 [1] (0:08.80)	0:56.56 [3] (0:10.99)	0:45.57 [3] (0:11.33)	0:34.24 [4] (0:11.29)	0:22.95 [3] (0:11.28)	0:11.67 [2] (0:11.67)
Average Speed [km/h]	41.1	65.7	63.5	63.4	64.0	61.6
Top Speed [km/h]	63.4	67.0	63.9	64.9	64.7	64.6
Avg. Dist. to Rail [m]	8.1	0.9	0.6	0.4	0.8	2.1
Avg. Stride Freq. [Hz]	2.2	2.5	2.3	2.3	2.4	2.4
Avg. Stride Length [m]	5.2	7.4	7.6	7.6	7.4	7.2



- [ ] Ranking at each section and finish
- .-.- No data available at this section
- NA No data available



Horse/Jockey Name	Carravilla
Final Rank	2
Fastest Section Time (Section)	0:09.31 (Overall)
Top Speed [km/h] (Section)	66.4 (1000m)
Race State	Finished



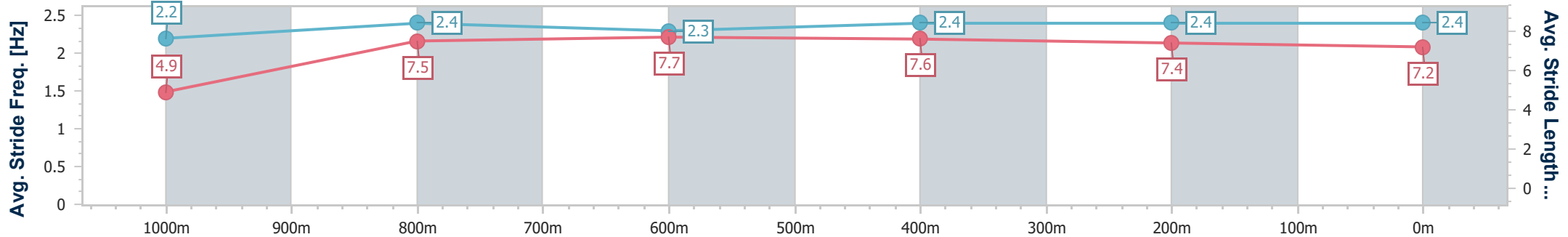
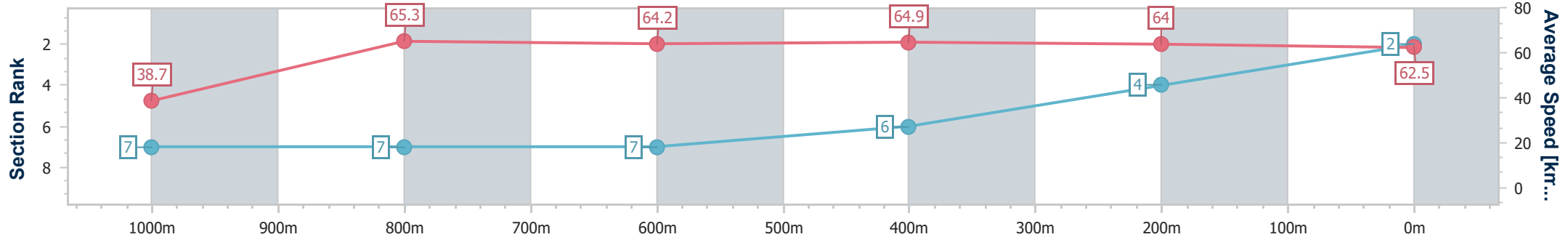
Ipswich QLD Professional  
 Race 3: BELLBOWRIE DISTRICT PROBUS CLUB QTIS Three-Year-Old Handicap - 1100m



26 September 2024 - 13:58

Track Rating: Good 4, Weather: Fine, Rail Position: +5m Entire

Section	Overall	1000m	800m	600m	400m	200m
Section Times	1:05.48 [2] (0:09.31)	0:56.17 [7] (0:11.03)	0:45.14 [7] (0:11.21)	0:33.93 [7] (0:11.14)	0:22.79 [6] (0:11.28)	0:11.51 [4] (0:11.51)
Average Speed [km/h]	38.7	65.3	64.2	64.9	64.0	62.5
Top Speed [km/h]	62.8	66.4	66.0	65.9	65.3	63.8
Avg. Dist. to Rail [m]	7.3	0.4	0.3	0.7	2.0	3.7
Avg. Stride Freq. [Hz]	2.2	2.4	2.3	2.4	2.4	2.4
Avg. Stride Length [m]	4.9	7.5	7.7	7.6	7.4	7.2



- [ ] Ranking at each section and finish
- .-.- No data available at this section
- NA No data available



Horse/Jockey Name	Mishani Suspect
Final Rank	3
Fastest Section Time (Section)	0:08.72 (Overall)
Top Speed [km/h] (Section)	66.4 (1000m)
Race State	Finished



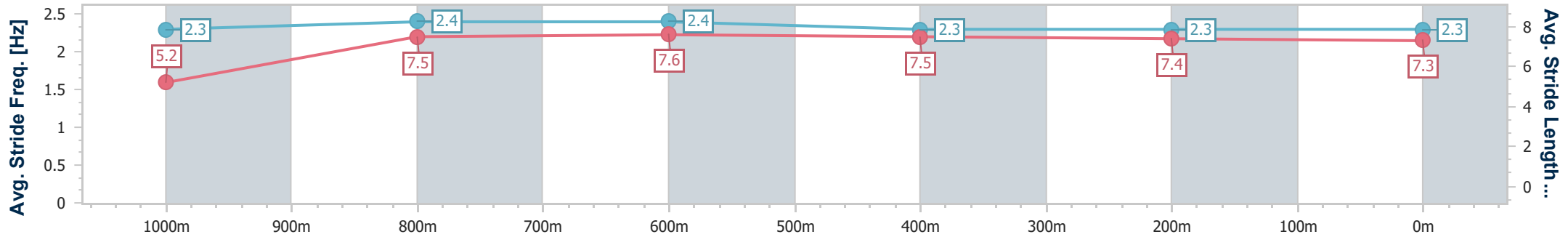
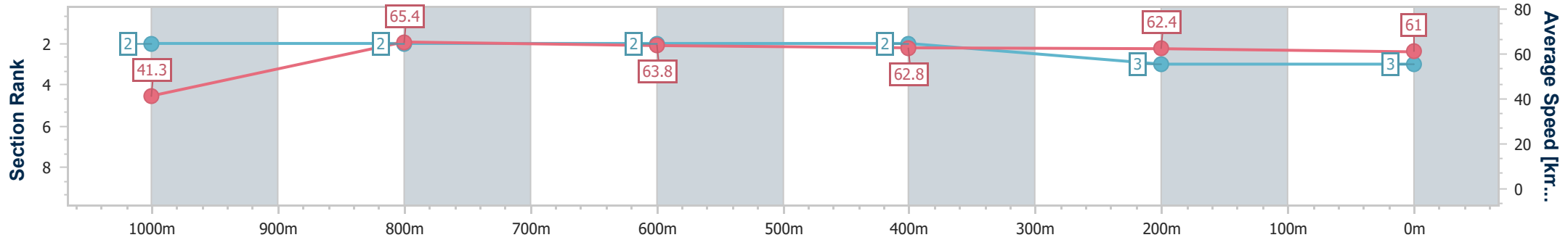
Ipswich QLD Professional  
 Race 3: BELLBOWRIE DISTRICT PROBUS CLUB QTIS Three-Year-Old Handicap - 1100m



26 September 2024 - 13:58

Track Rating: Good 4, Weather: Fine, Rail Position: +5m Entire

Section	Overall	1000m	800m	600m	400m	200m
Section Times	1:05.55 [3] (0:08.72)	0:56.83 [2] (0:10.99)	0:45.84 [2] (0:11.16)	0:34.68 [2] (0:11.41)	0:23.27 [2] (0:11.47)	0:11.80 [3] (0:11.80)
Average Speed [km/h]	41.3	65.4	63.8	62.8	62.4	61.0
Top Speed [km/h]	65.0	66.4	65.0	63.7	63.2	62.6
Avg. Dist. to Rail [m]	2.3	1.0	2.0	1.9	1.4	0.4
Avg. Stride Freq. [Hz]	2.3	2.4	2.4	2.3	2.3	2.3
Avg. Stride Length [m]	5.2	7.5	7.6	7.5	7.4	7.3



- [ ] Ranking at each section and finish
- .-.- No data available at this section
- NA No data available



Horse/Jockey Name	Paleface Ringo
Final Rank	4
Fastest Section Time (Section)	0:08.62 (Overall)
Top Speed [km/h] (Section)	68.3 (1000m)
Race State	Finished



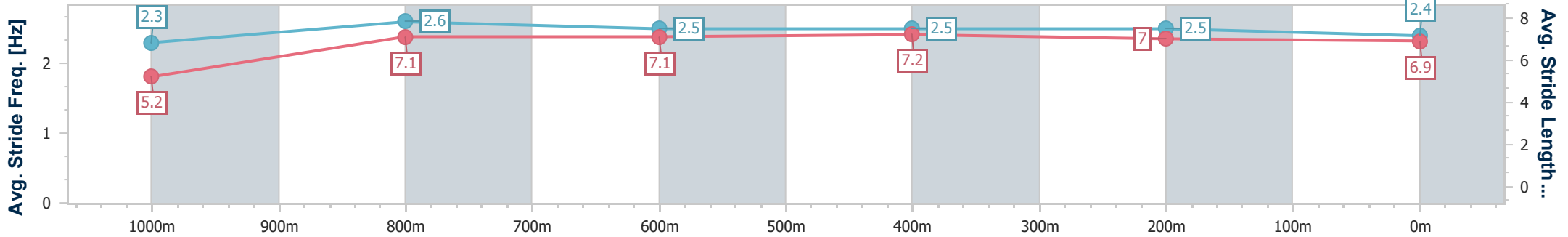
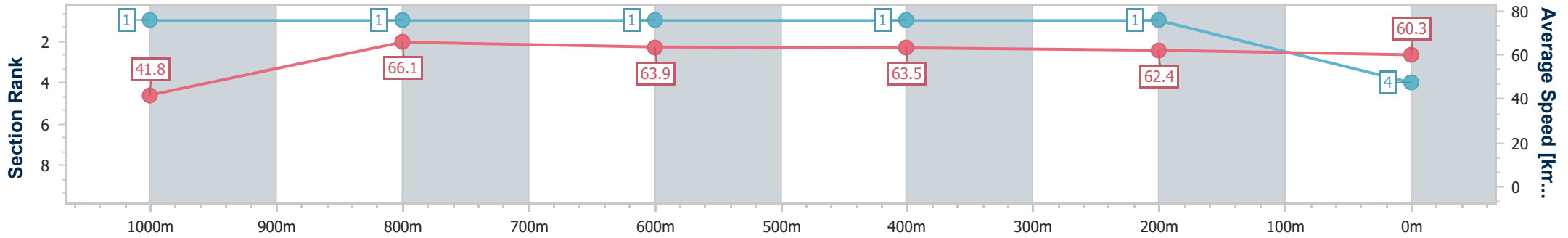
Ipswich QLD Professional  
 Race 3: BELLBOWRIE DISTRICT PROBUS CLUB QTIS Three-Year-Old Handicap - 1100m



26 September 2024 - 13:58

Track Rating: Good 4, Weather: Fine, Rail Position: +5m Entire

Section	Overall	1000m	800m	600m	400m	200m
Section Times	1:05.58 [4] (0:08.62)	0:56.96 [1] (0:10.90)	0:46.06 [1] (0:11.31)	0:34.75 [1] (0:11.27)	0:23.48 [1] (0:11.51)	0:11.97 [1] (0:11.97)
Average Speed [km/h]	41.8	66.1	63.9	63.5	62.4	60.3
Top Speed [km/h]	65.4	68.3	64.2	64.0	63.5	62.8
Avg. Dist. to Rail [m]	5.1	1.0	0.3	0.8	0.5	1.5
Avg. Stride Freq. [Hz]	2.3	2.6	2.5	2.5	2.5	2.4
Avg. Stride Length [m]	5.2	7.1	7.1	7.2	7.0	6.9



- [ ] Ranking at each section and finish
- .-.- No data available at this section
- NA No data available



Horse/Jockey Name	Mishani Eclipse
Final Rank	5
Fastest Section Time (Section)	0:09.06 (Overall)
Top Speed [km/h] (Section)	65.1 (1000m)
Race State	Finished



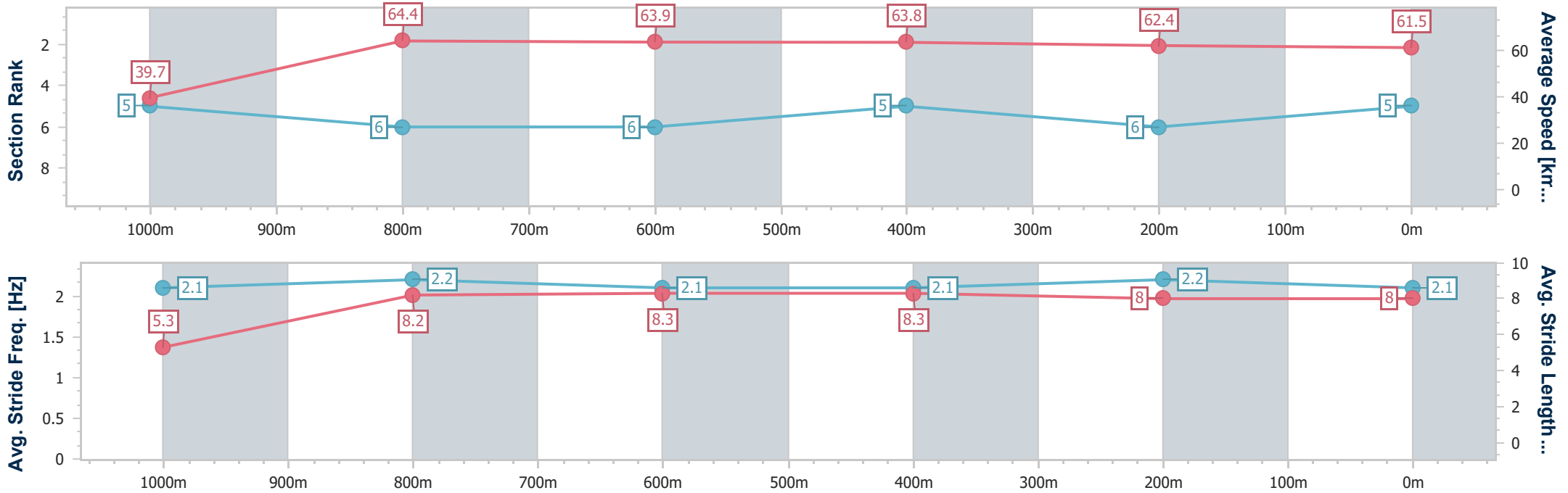
Ipswich QLD Professional  
 Race 3: BELLBOWRIE DISTRICT PROBUS CLUB QTIS Three-Year-Old Handicap - 1100m



26 September 2024 - 13:58

Track Rating: Good 4, Weather: Fine, Rail Position: +5m Entire

Section	Overall	1000m	800m	600m	400m	200m
Section Times	1:05.85 [5] (0:09.06)	0:56.79 [5] (0:11.16)	0:45.63 [6] (0:11.17)	0:34.46 [6] (0:11.26)	0:23.20 [5] (0:11.47)	0:11.73 [6] (0:11.73)
Average Speed [km/h]	39.7	64.4	63.9	63.8	62.4	61.5
Top Speed [km/h]	61.2	65.1	64.8	64.3	64.1	62.4
Avg. Dist. to Rail [m]	6.6	1.2	1.8	1.6	0.6	1.8
Avg. Stride Freq. [Hz]	2.1	2.2	2.1	2.1	2.2	2.1
Avg. Stride Length [m]	5.3	8.2	8.3	8.3	8.0	8.0



- [ ] Ranking at each section and finish
- .-.- No data available at this section
- NA No data available



Horse/Jockey Name	Black Assassin
Final Rank	6
Fastest Section Time (Section)	0:09.23 (Overall)
Top Speed [km/h] (Section)	68.0 (1000m)
Race State	Finished



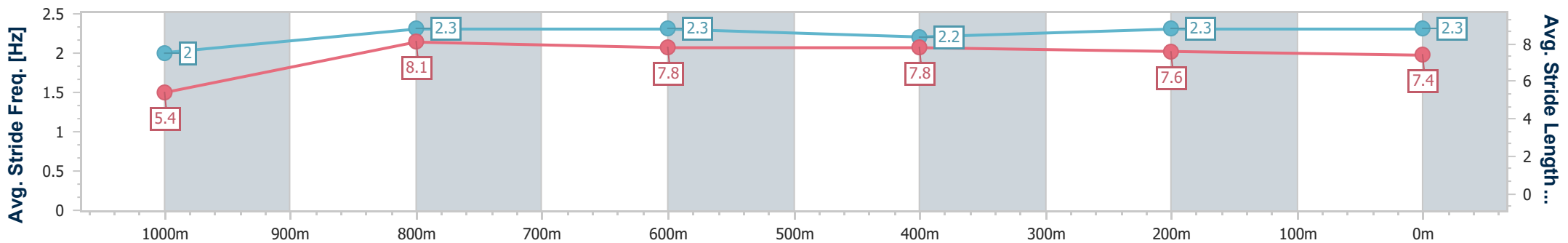
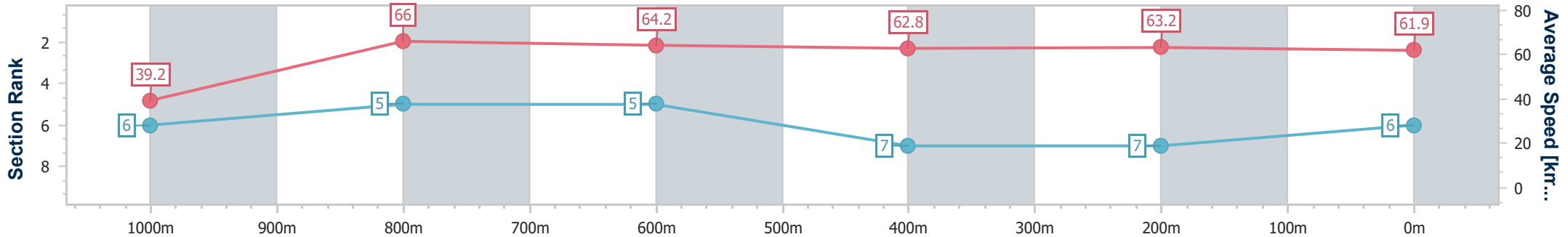
Ipswich QLD Professional  
 Race 3: BELLBOWRIE DISTRICT PROBUS CLUB QTIS Three-Year-Old Handicap - 1100m



26 September 2024 - 13:58

Track Rating: Good 4, Weather: Fine, Rail Position: +5m Entire

Section	Overall	1000m	800m	600m	400m	200m
Section Times	1:05.86 [6] (0:09.23)	0:56.63 [6] (0:10.93)	0:45.70 [5] (0:11.17)	0:34.53 [5] (0:11.45)	0:23.08 [7] (0:11.41)	0:11.67 [7] (0:11.67)
Average Speed [km/h]	39.2	66.0	64.2	62.8	63.2	61.9
Top Speed [km/h]	61.2	68.0	67.2	63.6	63.8	63.7
Avg. Dist. to Rail [m]	4.8	0.3	0.3	0.3	1.5	4.1
Avg. Stride Freq. [Hz]	2.0	2.3	2.3	2.2	2.3	2.3
Avg. Stride Length [m]	5.4	8.1	7.8	7.8	7.6	7.4



- [ ] Ranking at each section and finish
- .-.- No data available at this section
- NA No data available



Horse/Jockey Name	He's A Weapon
Final Rank	7
Fastest Section Time (Section)	0:08.83 (Overall)
Top Speed [km/h] (Section)	65.3 (800m)
Race State	Finished



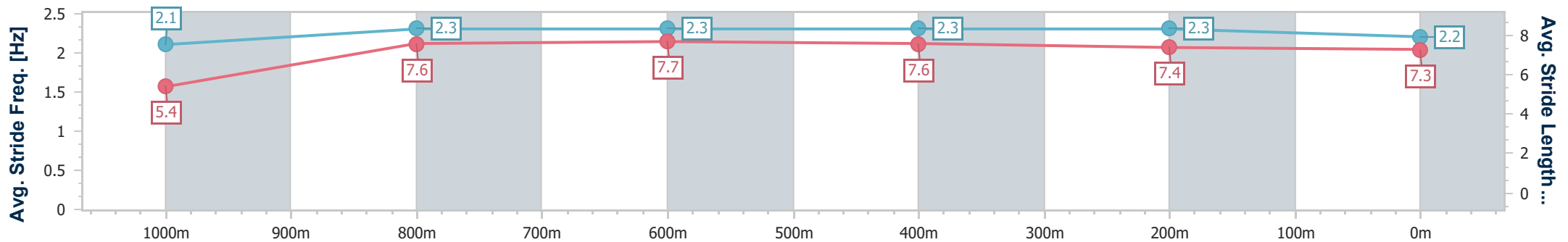
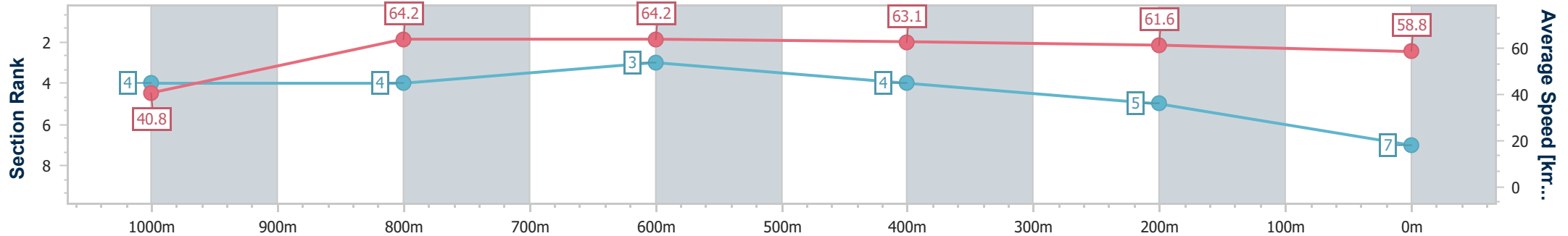
Ipswich QLD Professional  
 Race 3: BELLBOWRIE DISTRICT PROBUS CLUB QTIS Three-Year-Old Handicap - 1100m



26 September 2024 - 13:58

Track Rating: Good 4, Weather: Fine, Rail Position: +5m Entire

Section	Overall	1000m	800m	600m	400m	200m
Section Times	1:06.19 [7] (0:08.83)	0:57.36 [4] (0:11.16)	0:46.20 [4] (0:11.10)	0:35.10 [3] (0:11.32)	0:23.78 [4] (0:11.57)	0:12.21 [5] (0:12.21)
Average Speed [km/h]	40.8	64.2	64.2	63.1	61.6	58.8
Top Speed [km/h]	62.8	65.1	65.3	64.2	63.2	61.0
Avg. Dist. to Rail [m]	3.0	1.1	2.6	2.3	1.6	0.7
Avg. Stride Freq. [Hz]	2.1	2.3	2.3	2.3	2.3	2.2
Avg. Stride Length [m]	5.4	7.6	7.7	7.6	7.4	7.3



- [ ] Ranking at each section and finish
- .-.- No data available at this section
- NA No data available



# Ipswich QLD Professional

## Race 4: IMPERIAL RACING Maiden Plate - 1350m

26 September 2024 - 14:36



Track Rating: Good 4, Weather: Fine, Rail Position: +5m Entire

Section		Field Times										Last 600m	
		Overall	1200m	1000m	800m	600m	400m					0:36.27	
		(0:11.23)	(0:10.93)	(0:11.25)	(0:11.89)	(0:11.89)	(0:12.14)						
Rank	TAB	Horse/Jockey	Barrier	Top Speed [km/h]	Fastest Section							Distance Travelled [m]	
1	4	<b>LARUSSO</b> Corey Bayliss	14	65.6 1200m	0:11.31 1200m	1:21.57 [1] (0:11.75)	1:09.82 [10] (0:11.31)	0:58.51 [10] (0:11.56)	0:46.95 [10] (0:11.67)	0:35.28 [10] (0:11.87)	0:23.41 [9] (0:11.60)	0:35.28	
2	9	<b>FREE AS THE WIND</b> James Orman	4	66.7 1200m	0:11.19 1200m	1:21.67 [2] (0:11.41)	1:10.26 [4] (0:11.19)	0:59.07 [4] (0:11.32)	0:47.75 [4] (0:11.74)	0:36.01 [4] (0:11.88)	0:24.13 [3] (0:11.79)	0:36.01	-3
3	19	<b>JORUM</b> Bailey Wheeler	7	67.0 1200m	0:11.21 1200m	1:21.86 [3] (0:11.62)	1:10.24 [8] (0:11.21)	0:59.03 [8] (0:11.57)	0:47.46 [8] (0:11.67)	0:35.79 [8] (0:11.85)	0:23.94 [6] (0:11.77)	0:35.79	-4
4	16	<b>ARGERICH</b> Cejay Graham	13	64.6 1200m	0:11.46 800m	1:21.90 [4] (0:11.92)	1:09.98 [13] (0:11.52)	0:58.46 [14] (0:11.77)	0:46.69 [14] (0:11.46)	0:35.23 [14] (0:11.76)	0:23.47 [12] (0:11.81)	0:35.23	-2
5	18	<b>SUGAR ISLAND</b> Nathan Evans	11	67.2 1200m	0:11.00 1200m	1:21.95 [5] (0:11.28)	1:10.67 [3] (0:11.00)	0:59.67 [3] (0:11.25)	0:48.42 [2] (0:11.83)	0:36.59 [2] (0:11.98)	0:24.61 [2] (0:12.23)	0:36.59	-5
6	13	<b>GOLDEN SUN</b> Ron Stewart	6	67.2 1200m	0:10.93 1200m	1:21.95 [6] (0:11.23)	1:10.72 [1] (0:10.93)	0:59.79 [1] (0:11.25)	0:48.54 [1] (0:11.89)	0:36.65 [1] (0:11.89)	0:24.76 [1] (0:12.19)	0:36.65	-8
7	5	<b>OPTIMUS MAXIMUS</b> Shania Willis	9	64.7 1200m	0:11.42 1200m	1:22.47 [7] (0:11.82)	1:10.65 [11] (0:11.42)	0:59.23 [12] (0:11.73)	0:47.50 [12] (0:11.66)	0:35.84 [13] (0:11.96)	0:23.88 [14] (0:11.82)	0:35.84	-5
8	1	<b>DANE ROAD</b> Dale Smith	2	65.9 1200m	0:11.13 1200m	1:22.56 [8] (0:11.51)	1:11.05 [7] (0:11.13)	0:59.92 [5] (0:11.34)	0:48.58 [5] (0:11.82)	0:36.76 [5] (0:12.12)	0:24.64 [7] (0:12.14)	0:36.76	-7
9	21	<b>PUMICESTONE ROAD</b> Sean Cormack	12	66.1 1200m	0:11.15 1200m	1:22.57 [9] (0:11.49)	1:11.08 [6] (0:11.15)	0:59.93 [5] (0:11.41)	0:48.52 [6] (0:11.80)	0:36.72 [6] (0:11.98)	0:24.74 [5] (0:12.24)	0:36.72	-5
10	3	<b>FLYING JEWEL</b> Wayne O'Connell	1	64.8 1200m	0:11.36 1200m	1:22.68 [10] (0:11.84)	1:10.84 [12] (0:11.36)	0:59.48 [11] (0:11.37)	0:48.11 [9] (0:11.68)	0:36.43 [9] (0:12.03)	0:24.40 [10] (0:12.16)	0:36.43	-9

Scratched: Migratory (#11), Kellisa (#10), Top Level (#15), Zougo Boss (#6), Secret Caviar (#14), Blood Red (#17), Discover (#2), Morganite (#12)

[ ] Ranking at each section and finish  
 -:-:- No data available at this section  
 NA No data available

SCN Saddle cloth number  
 DNF Did not finish  
 DNT Did not track





Ipswich QLD Professional  
 Race 4: IMPERIAL RACING Maiden Plate - 1350m  
 26 September 2024 - 14:36



Track Rating: Good 4, Weather: Fine, Rail Position: +5m Entire

Section	Overall	1200m	1000m	800m	600m	400m	Last 600m
Field Times	1:21.57 (0:11.23)	1:10.34 (0:10.93)	0:59.41 (0:11.25)	0:48.16 (0:11.89)	0:36.27 (0:11.89)	0:24.38 (0:12.14)	0:36.27

Rank	TAB	Horse/Jockey	Barrier	Top Speed [km/h]	Fastest Section	Overall	1200m	1000m	800m	600m	400m	Last 600m	Distance Travelled [m]
11	8	CHAYSE'N' THE KING Samantha Collett	5	65.8 1200m	0:11.39 1200m	1:22.74 [11] (0:11.66)	1:11.08 [9] (0:11.39)	0:59.69 [9] (0:11.67)	0:48.02 [11] (0:11.62)	0:36.40 [11] (0:12.01)	0:24.39 [11] (0:11.98)	0:36.40	-4
12	7	AIN'TNOSAINT Micheal Hellyer	3	65.3 1200m	0:11.33 1200m	1:22.89 [12] (0:11.43)	1:11.46 [5] (0:11.33)	1:00.13 [7] (0:11.42)	0:48.71 [7] (0:11.80)	0:36.91 [7] (0:12.06)	0:24.85 [8] (0:12.04)	0:36.91	-2
13	20	SUNCHELLE Melea Castle	10	65.9 1200m	0:11.22 1200m	1:22.93 [13] (0:12.17)	1:10.76 [14] (0:11.22)	0:59.54 [13] (0:11.65)	0:47.89 [13] (0:11.56)	0:36.33 [12] (0:11.86)	0:24.47 [13] (0:12.01)	0:36.33	-9
14	22	MISTY GOLD Montanna Savva	8	66.8 1200m	0:11.01 1200m	1:23.93 [14] (0:11.26)	1:12.67 [2] (0:11.01)	1:01.66 [2] (0:11.46)	0:50.20 [3] (0:11.82)	0:38.38 [3] (0:12.21)	0:26.17 [4] (0:12.71)	0:38.38	-9

Scratched: Migratory (#11), Kellisa (#10), Top Level (#15), Zougo Boss (#6), Secret Caviar (#14), Blood Red (#17), Discover (#2), Morganite (#12)

[ ] Ranking at each section and finish  
 -:-:- No data available at this section  
 NA No data available

SCN Saddle cloth number  
 DNF Did not finish  
 DNT Did not track



Ipswich QLD Professional  
 Race 4: IMPERIAL RACING Maiden Plate - 1350m  
 26 September 2024 - 14:36



Track Rating: Good 4, Weather: Fine, Rail Position: +5m Entire

Section							200m			Last 600m
Field Times							0:12.24			0:36.27
							(0:12.24)			
Rank	TAB	Horse/Jockey	Barrier	Top Speed [km/h]	Fastest Section	Margin			Distance Travelled [m]	
1	4	<b>LARUSSO</b> Corey Bayliss	14	65.6 1200m	0:11.31 1200m	0:11.81 [5] (0:11.81)	1:21.57		0:35.28	
2	9	<b>FREE AS THE WIND</b> James Orman	4	66.7 1200m	0:11.19 1200m	0:12.34 [1] (0:12.34)	0.58L		0:36.01 -3	
3	19	<b>JORUM</b> Bailey Wheeler	7	67.0 1200m	0:11.21 1200m	0:12.17 [4] (0:12.17)	1.71L		0:35.79 -4	
4	16	<b>ARGERICH</b> Cejay Graham	13	64.6 1200m	0:11.46 800m	0:11.66 [9] (0:11.66)	1.9L		0:35.23 -2	
5	18	<b>SUGAR ISLAND</b> Nathan Evans	11	67.2 1200m	0:11.00 1200m	0:12.38 [3] (0:12.38)	2.2L		0:36.59 -5	
6	13	<b>GOLDEN SUN</b> Ron Stewart	6	67.2 1200m	0:10.93 1200m	0:12.57 [2] (0:12.57)	2.22L		0:36.65 -8	
7	5	<b>OPTIMUS MAXIMUS</b> Shania Willis	9	64.7 1200m	0:11.42 1200m	0:12.06 [11] (0:12.06)	5.29L		0:35.84 -5	
8	1	<b>DANE ROAD</b> Dale Smith	2	65.9 1200m	0:11.13 1200m	0:12.50 [6] (0:12.50)	5.81L		0:36.76 -7	
9	21	<b>PUMICESTONE ROAD</b> Sean Cormack	12	66.1 1200m	0:11.15 1200m	0:12.50 [7] (0:12.50)	5.83L		0:36.72 -5	
10	3	<b>FLYING JEWEL</b> Wayne O'Connell	1	64.8 1200m	0:11.36 1200m	0:12.24 [12] (0:12.24)	6.51L		0:36.43 -9	

Scratched: Migratory (#11), Kellisa (#10), Top Level (#15), Zougo Boss (#6), Secret Caviar (#14), Blood Red (#17), Discover (#2), Morganite (#12)

[ ] Ranking at each section and finish  
 -:-:- No data available at this section  
 NA No data available

SCN Saddle cloth number  
 DNF Did not finish  
 DNT Did not track



Ipswich QLD Professional  
 Race 4: IMPERIAL RACING Maiden Plate - 1350m  
 26 September 2024 - 14:36



Track Rating: Good 4, Weather: Fine, Rail Position: +5m Entire

Section				200m				Last 600m	
Field Times				0:12.24 (0:12.24)				0:36.27	
Rank	TAB	Horse/Jockey	Barrier	Top Speed [km/h]	Fastest Section	Margin			Distance Travelled [m]
11	8	<b>CHAYSE'N' THE KING</b> Samantha Collett	5	65.8 1200m	0:11.39 1200m	0:12.41 [10] (0:12.41)	6.87L		0:36.40 -4
12	7	<b>AIN'TNOSAINT</b> Micheal Hellyer	3	65.3 1200m	0:11.33 1200m	0:12.81 [8] (0:12.81)	7.73L		0:36.91 -2
13	20	<b>SUNCHELLE</b> Melea Castle	10	65.9 1200m	0:11.22 1200m	0:12.46 [13] (0:12.46)	7.98L		0:36.33 -9
14	22	<b>MISTY GOLD</b> Montanna Savva	8	66.8 1200m	0:11.01 1200m	0:13.46 [14] (0:13.46)	13.84L		0:38.38 -9

Scratched: Migratory (#11), Kellisa (#10), Top Level (#15), Zougo Boss (#6), Secret Caviar (#14), Blood Red (#17), Discover (#2), Morganite (#12)

[ ] Ranking at each section and finish  
 -:-:-:- No data available at this section  
 NA No data available

SCN Saddle cloth number  
 DNF Did not finish  
 DNT Did not track



Horse/Jockey Name	Larusso
Final Rank	1
Fastest Section Time (Section)	0:11.31 (1200m)
Top Speed [km/h] (Section)	65.6 (1200m)
Race State	Finished



### Ipswich QLD Professional

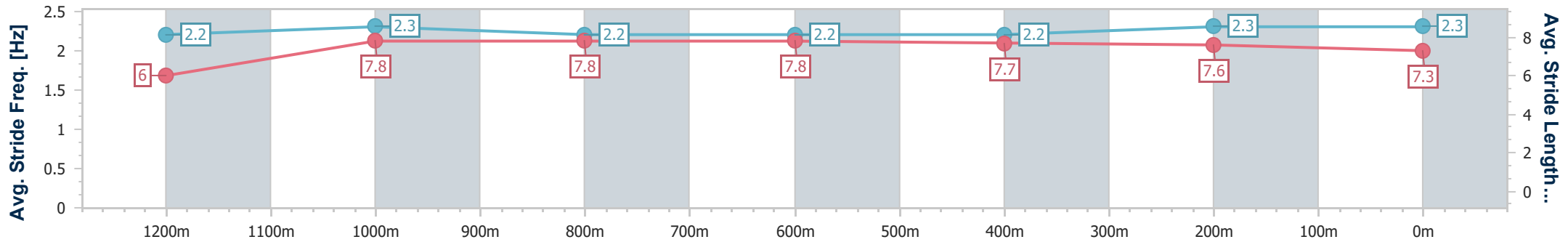
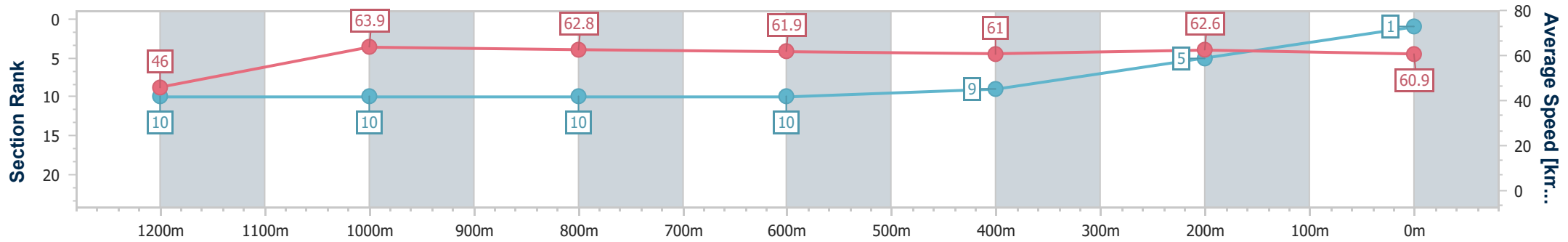
Race 4: IMPERIAL RACING Maiden Plate - 1350m

26 September 2024 - 14:36



Track Rating: Good 4, Weather: Fine, Rail Position: +5m Entire

Section	Overall	1200m	1000m	800m	600m	400m	200m
Section Times	1:21.57 [1] (0:11.75)	1:09.82 [10] (0:11.31)	0:58.51 [10] (0:11.56)	0:46.95 [10] (0:11.67)	0:35.28 [10] (0:11.87)	0:23.41 [9] (0:11.60)	0:11.81 [5] (0:11.81)
Average Speed [km/h]	46.0	63.9	62.8	61.9	61.0	62.6	60.9
Top Speed [km/h]	63.2	65.6	63.1	63.5	62.2	63.3	62.7
Avg. Dist. to Rail [m]	10.5	3.1	2.4	0.9	1.6	3.1	3.4
Avg. Stride Freq. [Hz]	2.2	2.3	2.2	2.2	2.2	2.3	2.3
Avg. Stride Length [m]	6.0	7.8	7.8	7.8	7.7	7.6	7.3



- [ ] Ranking at each section and finish
- .-.- No data available at this section
- NA No data available



Horse/Jockey Name	Free As The Wind
Final Rank	2
Fastest Section Time (Section)	0:11.19 (1200m)
Top Speed [km/h] (Section)	66.7 (1200m)
Race State	Finished



### Ipswich QLD Professional

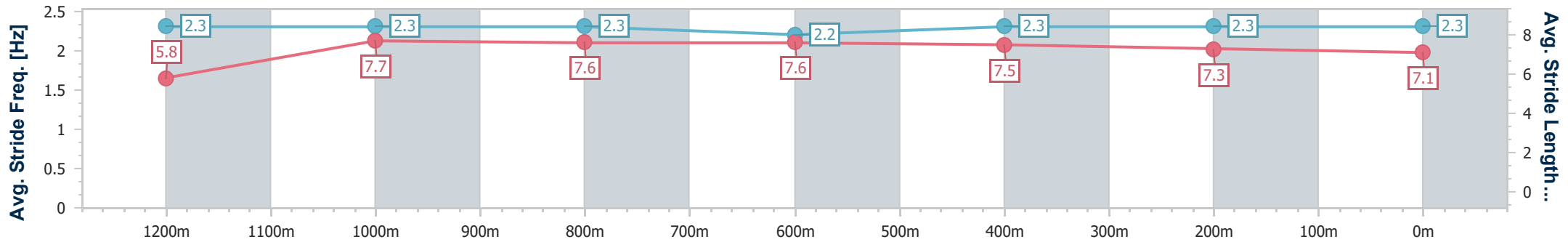
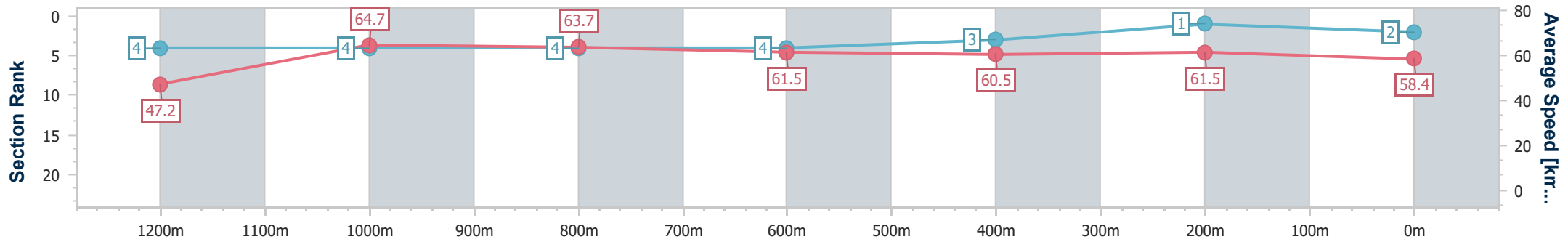
Race 4: IMPERIAL RACING Maiden Plate - 1350m

26 September 2024 - 14:36



Track Rating: Good 4, Weather: Fine, Rail Position: +5m Entire

Section	Overall	1200m	1000m	800m	600m	400m	200m
Section Times	1:21.67 [2] (0:11.41)	1:10.26 [4] (0:11.19)	0:59.07 [4] (0:11.32)	0:47.75 [4] (0:11.74)	0:36.01 [4] (0:11.88)	0:24.13 [3] (0:11.79)	0:12.34 [1] (0:12.34)
Average Speed [km/h]	47.2	64.7	63.7	61.5	60.5	61.5	58.4
Top Speed [km/h]	66.0	66.7	65.0	62.5	62.7	62.5	60.9
Avg. Dist. to Rail [m]	2.9	2.1	1.2	0.7	0.5	1.4	1.5
Avg. Stride Freq. [Hz]	2.3	2.3	2.3	2.2	2.3	2.3	2.3
Avg. Stride Length [m]	5.8	7.7	7.6	7.6	7.5	7.3	7.1



- [ ] Ranking at each section and finish
- .-.- No data available at this section
- NA No data available



Horse/Jockey Name	Jorum
Final Rank	3
Fastest Section Time (Section)	0:11.21 (1200m)
Top Speed [km/h] (Section)	67.0 (1200m)
Race State	Finished



### Ipswich QLD Professional

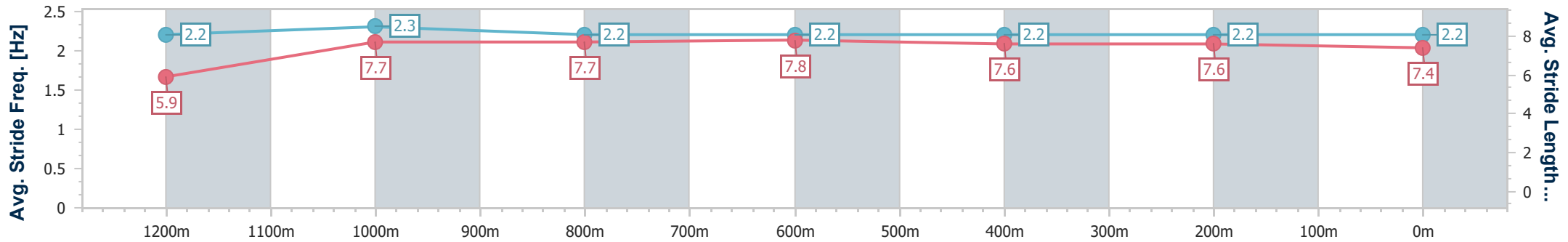
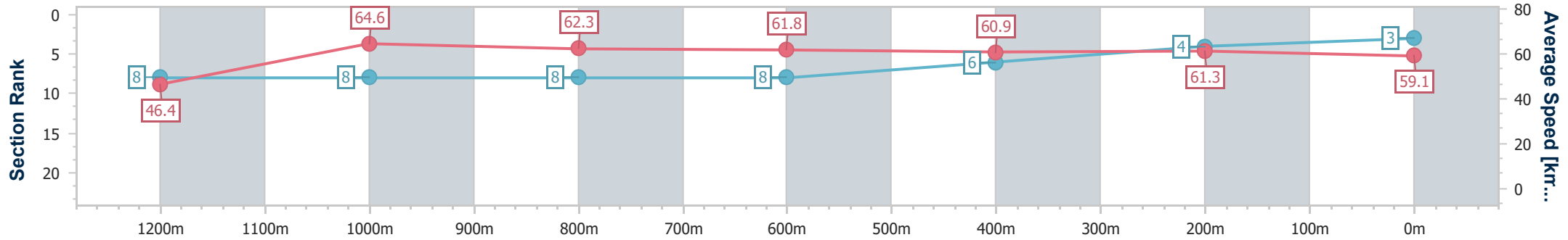
Race 4: IMPERIAL RACING Maiden Plate - 1350m

26 September 2024 - 14:36



Track Rating: Good 4, Weather: Fine, Rail Position: +5m Entire

Section	Overall	1200m	1000m	800m	600m	400m	200m
Section Times	1:21.86 [3] (0:11.62)	1:10.24 [8] (0:11.21)	0:59.03 [8] (0:11.57)	0:47.46 [8] (0:11.67)	0:35.79 [8] (0:11.85)	0:23.94 [6] (0:11.77)	0:12.17 [4] (0:12.17)
Average Speed [km/h]	46.4	64.6	62.3	61.8	60.9	61.3	59.1
Top Speed [km/h]	63.8	67.0	63.5	63.4	62.2	62.2	60.6
Avg. Dist. to Rail [m]	4.3	1.5	1.4	0.6	0.8	0.5	0.9
Avg. Stride Freq. [Hz]	2.2	2.3	2.2	2.2	2.2	2.2	2.2
Avg. Stride Length [m]	5.9	7.7	7.7	7.8	7.6	7.6	7.4



- [ ] Ranking at each section and finish
- .-.- No data available at this section
- NA No data available



Horse/Jockey Name	Argerich
Final Rank	4
Fastest Section Time (Section)	0:11.46 (800m)
Top Speed [km/h] (Section)	64.6 (1200m)
Race State	Finished



### Ipswich QLD Professional

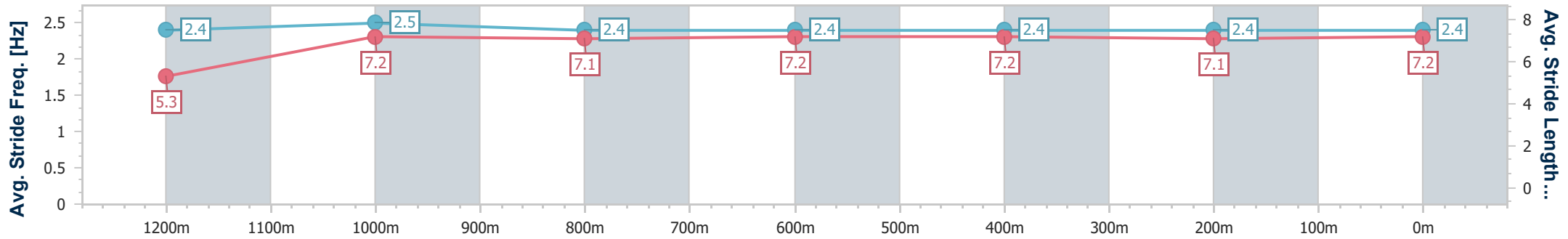
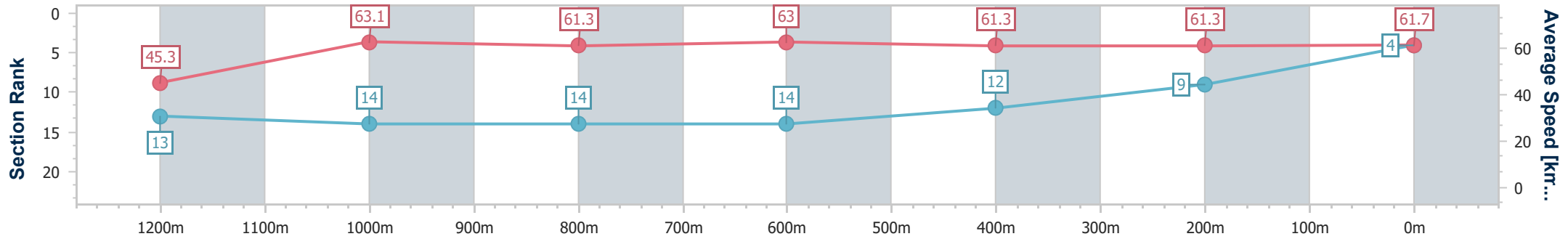
Race 4: IMPERIAL RACING Maiden Plate - 1350m

26 September 2024 - 14:36



Track Rating: Good 4, Weather: Fine, Rail Position: +5m Entire

Section	Overall	1200m	1000m	800m	600m	400m	200m
Section Times	1:21.90 [4] (0:11.92)	1:09.98 [13] (0:11.52)	0:58.46 [14] (0:11.77)	0:46.69 [14] (0:11.46)	0:35.23 [14] (0:11.76)	0:23.47 [12] (0:11.81)	0:11.66 [9] (0:11.66)
Average Speed [km/h]	45.3	63.1	61.3	63.0	61.3	61.3	61.7
Top Speed [km/h]	62.0	64.6	62.6	64.2	62.8	62.4	62.7
Avg. Dist. to Rail [m]	10.0	3.7	1.9	0.8	0.6	2.4	4.7
Avg. Stride Freq. [Hz]	2.4	2.5	2.4	2.4	2.4	2.4	2.4
Avg. Stride Length [m]	5.3	7.2	7.1	7.2	7.2	7.1	7.2



- [ ] Ranking at each section and finish
- .-.- No data available at this section
- NA No data available



Horse/Jockey Name	Sugar Island
Final Rank	5
Fastest Section Time (Section)	0:11.00 (1200m)
Top Speed [km/h] (Section)	67.2 (1200m)
Race State	Finished



### Ipswich QLD Professional

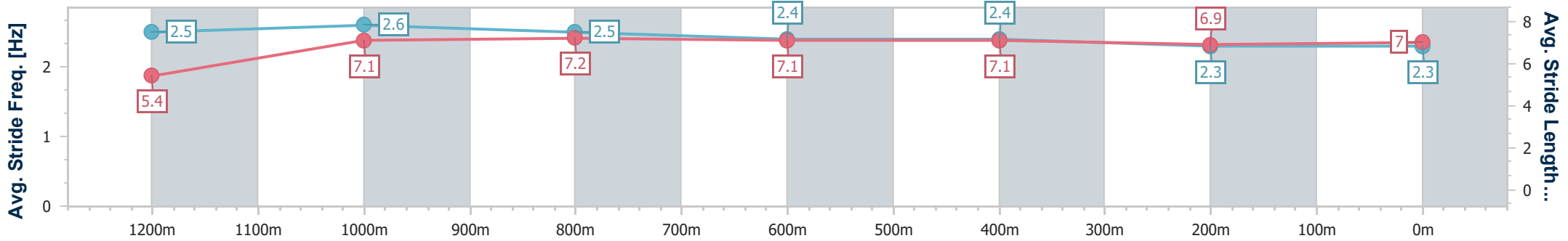
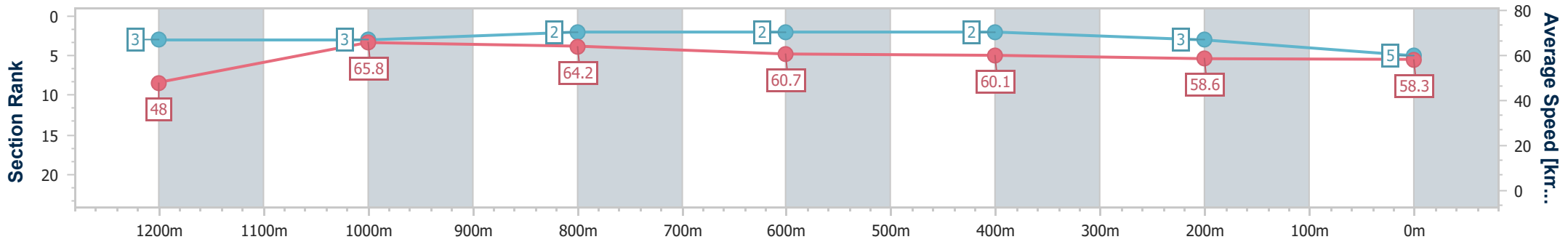
Race 4: IMPERIAL RACING Maiden Plate - 1350m

26 September 2024 - 14:36



Track Rating: Good 4, Weather: Fine, Rail Position: +5m Entire

Section	Overall	1200m	1000m	800m	600m	400m	200m
Section Times	1:21.95 [5] (0:11.28)	1:10.67 [3] (0:11.00)	0:59.67 [3] (0:11.25)	0:48.42 [2] (0:11.83)	0:36.59 [2] (0:11.98)	0:24.61 [2] (0:12.23)	0:12.38 [3] (0:12.38)
Average Speed [km/h]	48.0	65.8	64.2	60.7	60.1	58.6	58.3
Top Speed [km/h]	66.2	67.2	66.6	63.1	60.9	59.6	59.1
Avg. Dist. to Rail [m]	7.9	4.7	1.4	0.3	0.3	0.5	0.5
Avg. Stride Freq. [Hz]	2.5	2.6	2.5	2.4	2.4	2.3	2.3
Avg. Stride Length [m]	5.4	7.1	7.2	7.1	7.1	6.9	7.0



- [ ] Ranking at each section and finish
- .-.- No data available at this section
- NA No data available





Horse/Jockey Name	Golden Sun
Final Rank	6
Fastest Section Time (Section)	0:10.93 (1200m)
Top Speed [km/h] (Section)	67.2 (1200m)
Race State	Finished



### Ipswich QLD Professional

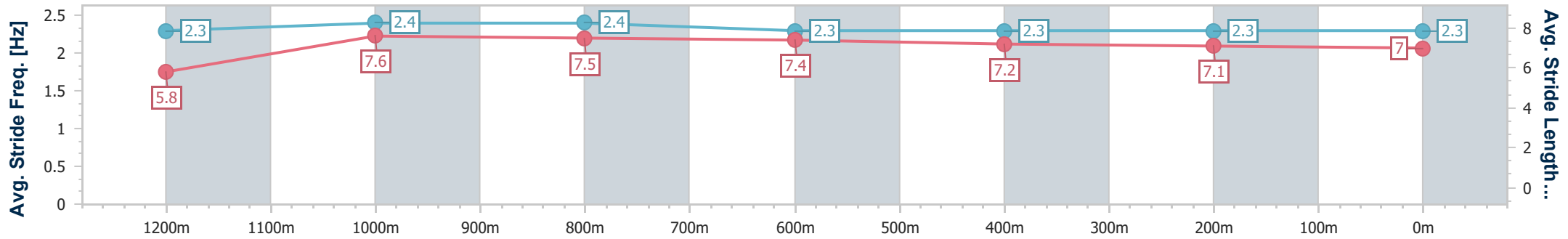
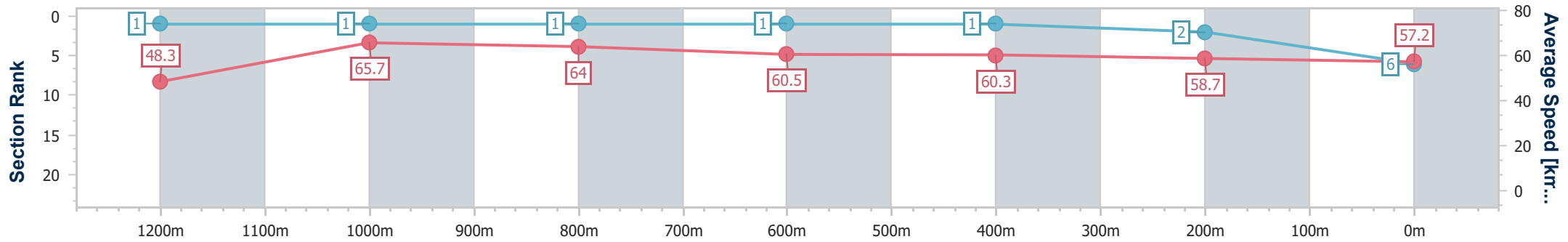
Race 4: IMPERIAL RACING Maiden Plate - 1350m

26 September 2024 - 14:36



Track Rating: Good 4, Weather: Fine, Rail Position: +5m Entire

Section	Overall	1200m	1000m	800m	600m	400m	200m
Section Times	1:21.95 [6] (0:11.23)	1:10.72 [1] (0:10.93)	0:59.79 [1] (0:11.25)	0:48.54 [1] (0:11.89)	0:36.65 [1] (0:11.89)	0:24.76 [1] (0:12.19)	0:12.57 [2] (0:12.57)
Average Speed [km/h]	48.3	65.7	64.0	60.5	60.3	58.7	57.2
Top Speed [km/h]	65.6	67.2	65.1	62.4	60.6	59.9	58.2
Avg. Dist. to Rail [m]	4.6	2.2	0.2	0.7	1.4	1.7	1.7
Avg. Stride Freq. [Hz]	2.3	2.4	2.4	2.3	2.3	2.3	2.3
Avg. Stride Length [m]	5.8	7.6	7.5	7.4	7.2	7.1	7.0



- [ ] Ranking at each section and finish
- .-.- No data available at this section
- NA No data available



Horse/Jockey Name	Optimus Maximus
Final Rank	7
Fastest Section Time (Section)	0:11.42 (1200m)
Top Speed [km/h] (Section)	64.7 (1200m)
Race State	Finished



### Ipswich QLD Professional

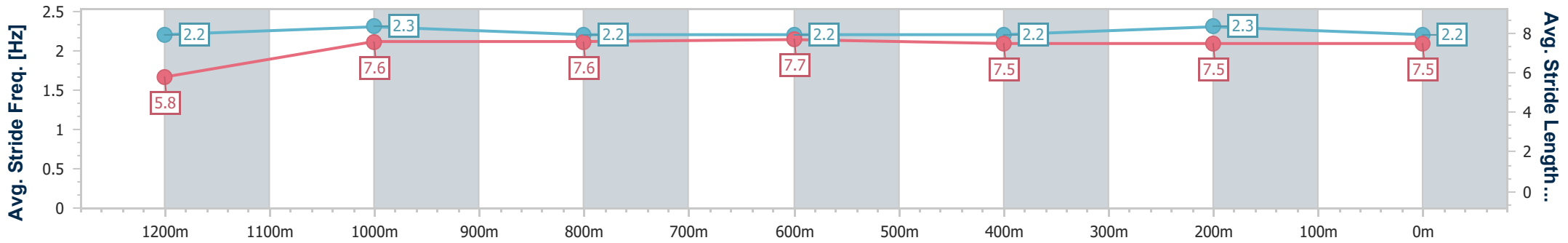
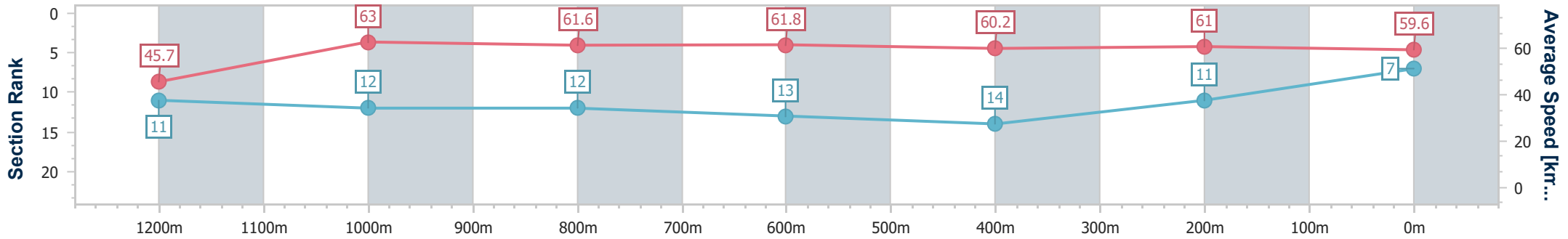
Race 4: IMPERIAL RACING Maiden Plate - 1350m

26 September 2024 - 14:36



Track Rating: Good 4, Weather: Fine, Rail Position: +5m Entire

Section	Overall	1200m	1000m	800m	600m	400m	200m
Section Times	1:22.47 [7] (0:11.82)	1:10.65 [11] (0:11.42)	0:59.23 [12] (0:11.73)	0:47.50 [12] (0:11.66)	0:35.84 [13] (0:11.96)	0:23.88 [14] (0:11.82)	0:12.06 [11] (0:12.06)
Average Speed [km/h]	45.7	63.0	61.6	61.8	60.2	61.0	59.6
Top Speed [km/h]	62.9	64.7	62.7	62.2	61.7	62.2	60.5
Avg. Dist. to Rail [m]	5.8	1.2	0.7	0.2	0.4	1.5	1.7
Avg. Stride Freq. [Hz]	2.2	2.3	2.2	2.2	2.2	2.3	2.2
Avg. Stride Length [m]	5.8	7.6	7.6	7.7	7.5	7.5	7.5



- [ ] Ranking at each section and finish
- .-.- No data available at this section
- NA No data available



Horse/Jockey Name	Dane Road
Final Rank	8
Fastest Section Time (Section)	0:11.13 (1200m)
Top Speed [km/h] (Section)	65.9 (1200m)
Race State	Finished



### Ipswich QLD Professional

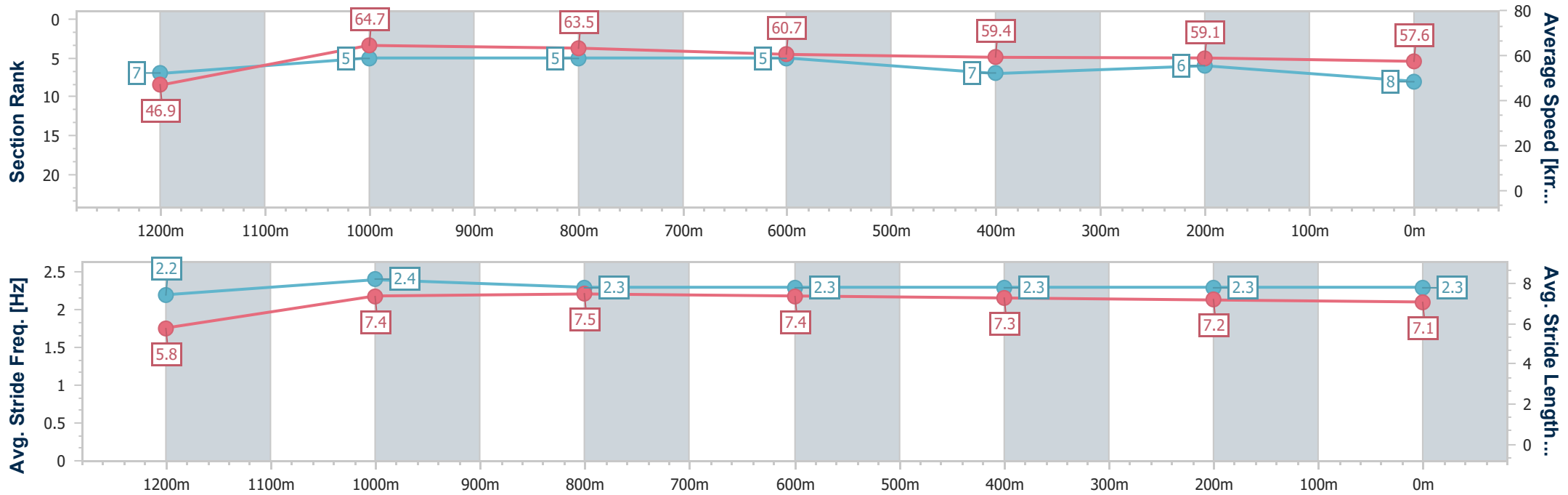
Race 4: IMPERIAL RACING Maiden Plate - 1350m

26 September 2024 - 14:36



Track Rating: Good 4, Weather: Fine, Rail Position: +5m Entire

Section	Overall	1200m	1000m	800m	600m	400m	200m
Section Times	1:22.56 [8] (0:11.51)	1:11.05 [7] (0:11.13)	0:59.92 [5] (0:11.34)	0:48.58 [5] (0:11.82)	0:36.76 [5] (0:12.12)	0:24.64 [7] (0:12.14)	0:12.50 [6] (0:12.50)
Average Speed [km/h]	46.9	64.7	63.5	60.7	59.4	59.1	57.6
Top Speed [km/h]	64.0	65.9	64.4	62.3	60.1	60.0	58.9
Avg. Dist. to Rail [m]	0.8	0.7	0.4	0.4	0.4	0.4	1.5
Avg. Stride Freq. [Hz]	2.2	2.4	2.3	2.3	2.3	2.3	2.3
Avg. Stride Length [m]	5.8	7.4	7.5	7.4	7.3	7.2	7.1



- [ ] Ranking at each section and finish
- .-.- No data available at this section
- NA No data available



Horse/Jockey Name	Pumicestone Road
Final Rank	9
Fastest Section Time (Section)	0:11.15 (1200m)
Top Speed [km/h] (Section)	66.1 (1200m)
Race State	Finished



### Ipswich QLD Professional

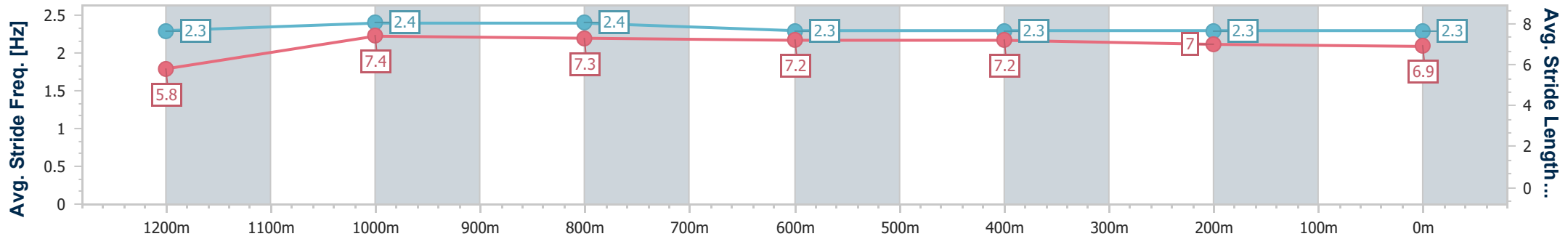
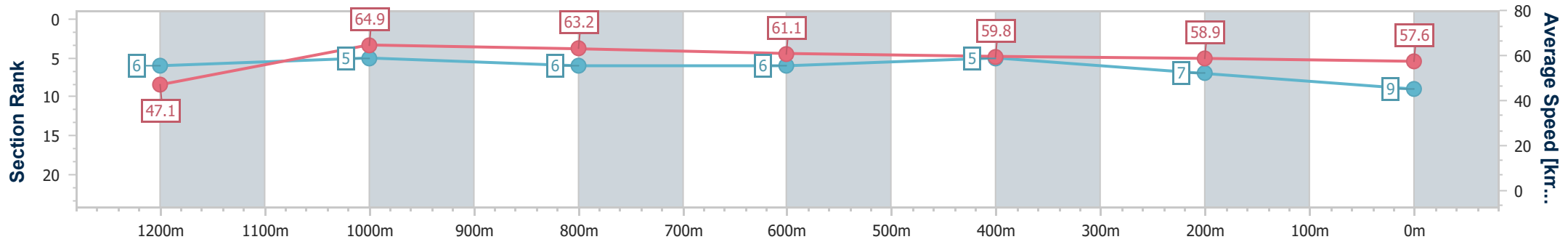
Race 4: IMPERIAL RACING Maiden Plate - 1350m

26 September 2024 - 14:36



Track Rating: Good 4, Weather: Fine, Rail Position: +5m Entire

Section	Overall	1200m	1000m	800m	600m	400m	200m
Section Times	1:22.57 [9] (0:11.49)	1:11.08 [6] (0:11.15)	0:59.93 [5] (0:11.41)	0:48.52 [6] (0:11.80)	0:36.72 [6] (0:11.98)	0:24.74 [5] (0:12.24)	0:12.50 [7] (0:12.50)
Average Speed [km/h]	47.1	64.9	63.2	61.1	59.8	58.9	57.6
Top Speed [km/h]	65.0	66.1	64.0	63.3	62.6	62.5	58.6
Avg. Dist. to Rail [m]	9.0	3.1	1.2	0.6	0.7	0.9	3.0
Avg. Stride Freq. [Hz]	2.3	2.4	2.4	2.3	2.3	2.3	2.3
Avg. Stride Length [m]	5.8	7.4	7.3	7.2	7.2	7.0	6.9



- [ ] Ranking at each section and finish
- .-.- No data available at this section
- NA No data available



Horse/Jockey Name	Flying Jewel
Final Rank	10
Fastest Section Time (Section)	0:11.36 (1200m)
Top Speed [km/h] (Section)	64.8 (1200m)
Race State	Finished



### Ipswich QLD Professional

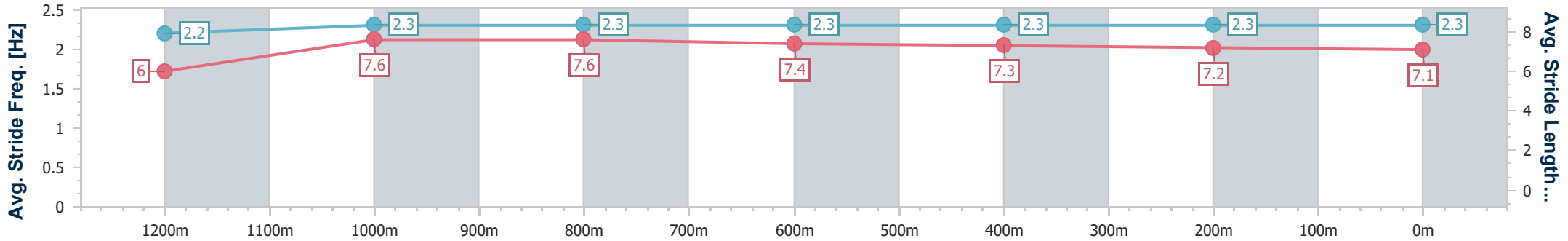
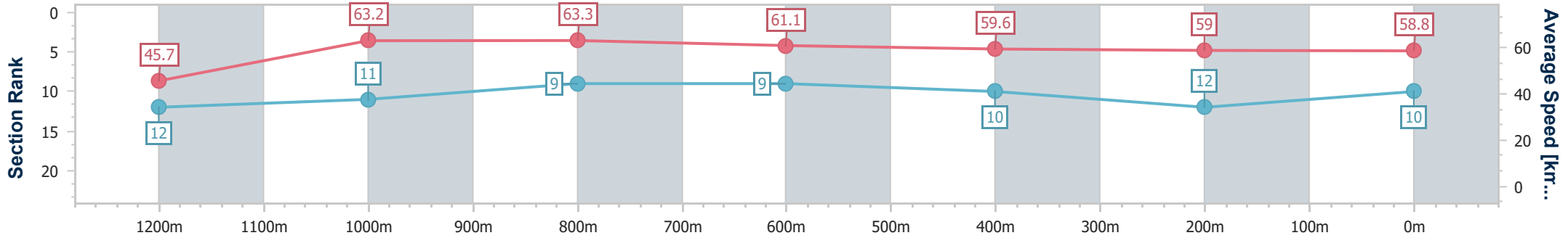
Race 4: IMPERIAL RACING Maiden Plate - 1350m

26 September 2024 - 14:36



Track Rating: Good 4, Weather: Fine, Rail Position: +5m Entire

Section	Overall	1200m	1000m	800m	600m	400m	200m
Section Times	1:22.68 [10] (0:11.84)	1:10.84 [12] (0:11.36)	0:59.48 [11] (0:11.37)	0:48.11 [9] (0:11.68)	0:36.43 [9] (0:12.03)	0:24.40 [10] (0:12.16)	0:12.24 [12] (0:12.24)
Average Speed [km/h]	45.7	63.2	63.3	61.1	59.6	59.0	58.8
Top Speed [km/h]	63.2	64.8	64.5	63.5	61.0	61.0	60.6
Avg. Dist. to Rail [m]	0.5	0.4	0.5	1.2	1.5	1.1	1.2
Avg. Stride Freq. [Hz]	2.2	2.3	2.3	2.3	2.3	2.3	2.3
Avg. Stride Length [m]	6.0	7.6	7.6	7.4	7.3	7.2	7.1



- [ ] Ranking at each section and finish
- .-.- No data available at this section
- NA No data available



Horse/Jockey Name	Chayse'n' The King
Final Rank	11
Fastest Section Time (Section)	0:11.39 (1200m)
Top Speed [km/h] (Section)	65.8 (1200m)
Race State	Finished



### Ipswich QLD Professional

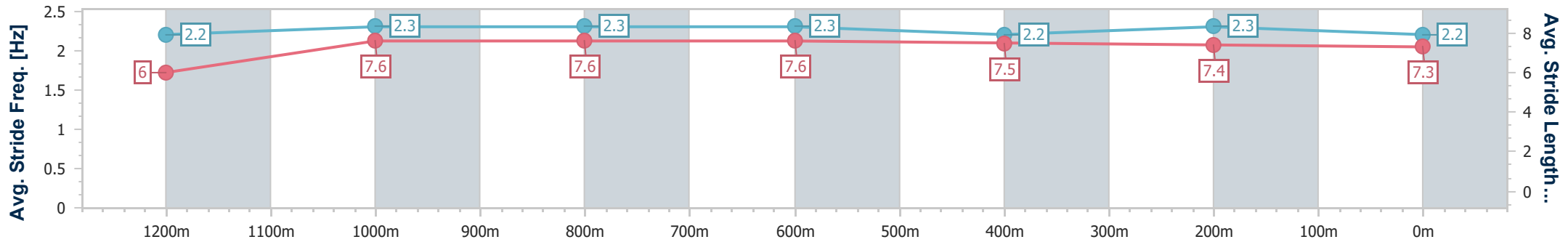
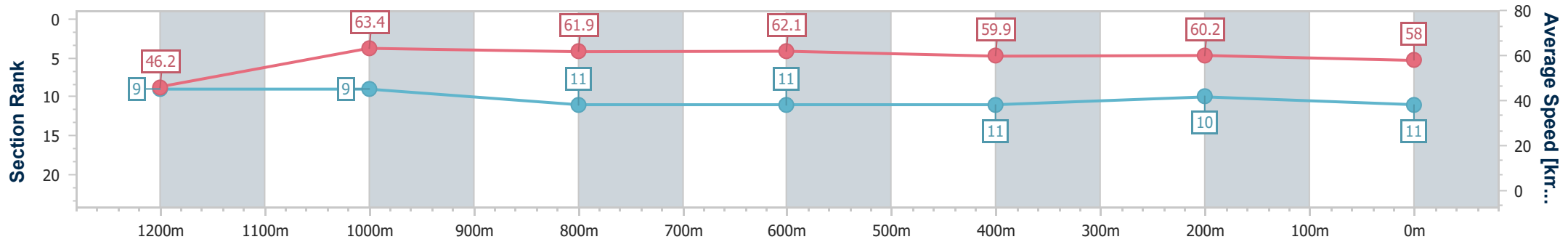
Race 4: IMPERIAL RACING Maiden Plate - 1350m

26 September 2024 - 14:36



Track Rating: Good 4, Weather: Fine, Rail Position: +5m Entire

Section	Overall	1200m	1000m	800m	600m	400m	200m
Section Times	1:22.74 [11] (0:11.66)	1:11.08 [9] (0:11.39)	0:59.69 [9] (0:11.67)	0:48.02 [11] (0:11.62)	0:36.40 [11] (0:12.01)	0:24.39 [11] (0:11.98)	0:12.41 [10] (0:12.41)
Average Speed [km/h]	46.2	63.4	61.9	62.1	59.9	60.2	58.0
Top Speed [km/h]	63.6	65.8	63.7	63.8	61.3	60.7	59.6
Avg. Dist. to Rail [m]	2.6	1.7	2.3	0.4	0.3	1.7	5.2
Avg. Stride Freq. [Hz]	2.2	2.3	2.3	2.3	2.2	2.3	2.2
Avg. Stride Length [m]	6.0	7.6	7.6	7.6	7.5	7.4	7.3



- [ ] Ranking at each section and finish
- .-.- No data available at this section
- NA No data available



Horse/Jockey Name	Ain'tnosaint
Final Rank	12
Fastest Section Time (Section)	0:11.33 (1200m)
Top Speed [km/h] (Section)	65.3 (1200m)
Race State	Finished



### Ipswich QLD Professional

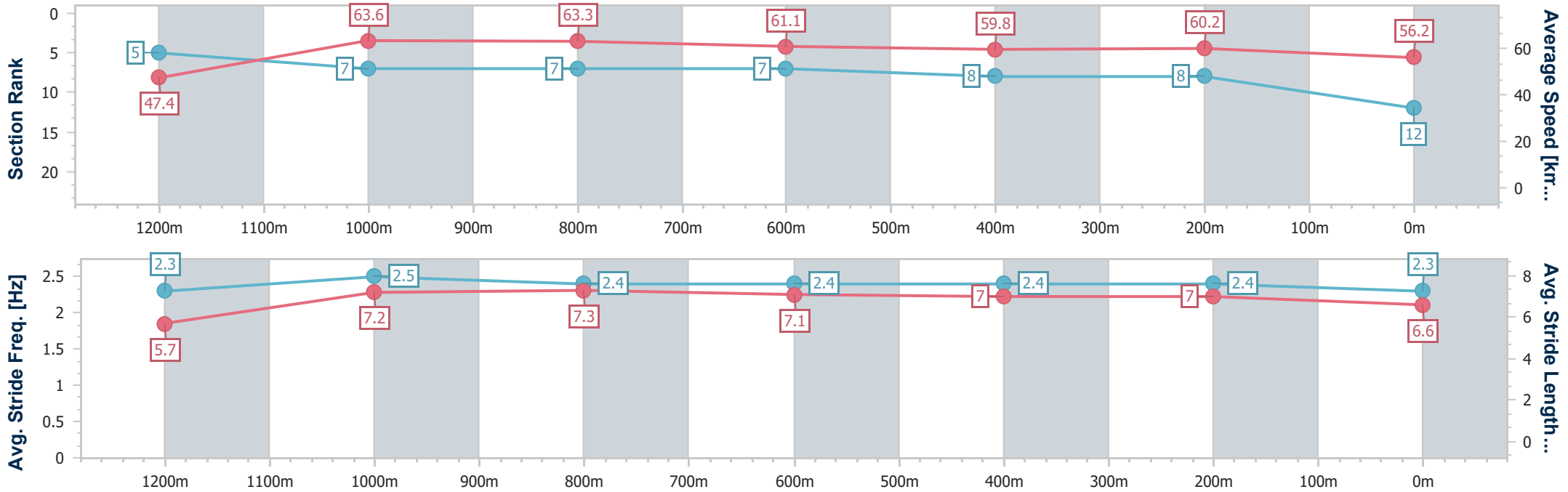
Race 4: IMPERIAL RACING Maiden Plate - 1350m

26 September 2024 - 14:36



Track Rating: Good 4, Weather: Fine, Rail Position: +5m Entire

Section	Overall	1200m	1000m	800m	600m	400m	200m
Section Times	1:22.89 [12] (0:11.43)	1:11.46 [5] (0:11.33)	1:00.13 [7] (0:11.42)	0:48.71 [7] (0:11.80)	0:36.91 [7] (0:12.06)	0:24.85 [8] (0:12.04)	0:12.81 [8] (0:12.81)
Average Speed [km/h]	47.4	63.6	63.3	61.1	59.8	60.2	56.2
Top Speed [km/h]	64.5	65.3	64.0	62.4	61.0	61.3	58.8
Avg. Dist. to Rail [m]	1.5	0.8	1.1	0.8	1.0	1.9	3.8
Avg. Stride Freq. [Hz]	2.3	2.5	2.4	2.4	2.4	2.4	2.3
Avg. Stride Length [m]	5.7	7.2	7.3	7.1	7.0	7.0	6.6



- [ ] Ranking at each section and finish
- .-.- No data available at this section
- NA No data available



Horse/Jockey Name	Sunchelle
Final Rank	13
Fastest Section Time (Section)	0:11.22 (1200m)
Top Speed [km/h] (Section)	65.9 (1200m)
Race State	Finished



### Ipswich QLD Professional

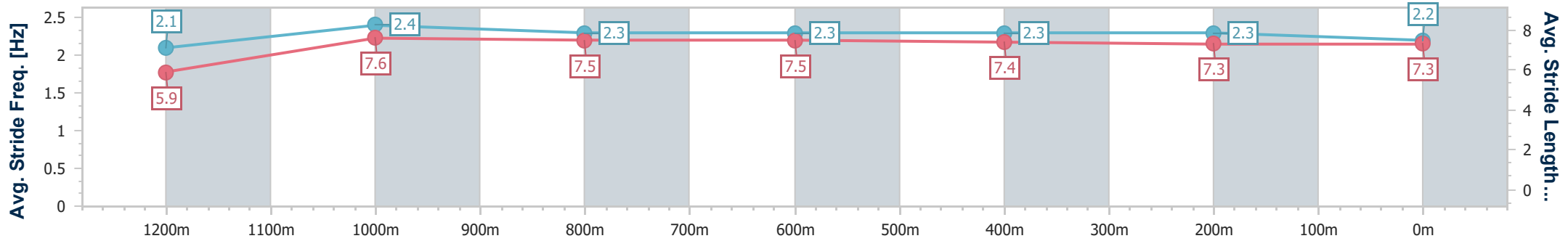
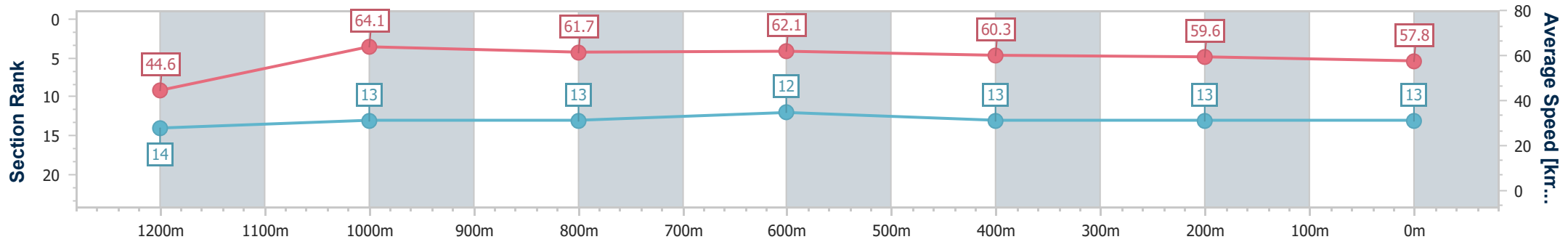
Race 4: IMPERIAL RACING Maiden Plate - 1350m

26 September 2024 - 14:36



Track Rating: Good 4, Weather: Fine, Rail Position: +5m Entire

Section	Overall	1200m	1000m	800m	600m	400m	200m
Section Times	1:22.93 [13] (0:12.17)	1:10.76 [14] (0:11.22)	0:59.54 [13] (0:11.65)	0:47.89 [13] (0:11.56)	0:36.33 [12] (0:11.86)	0:24.47 [13] (0:12.01)	0:12.46 [13] (0:12.46)
Average Speed [km/h]	44.6	64.1	61.7	62.1	60.3	59.6	57.8
Top Speed [km/h]	64.5	65.9	62.4	63.1	61.3	60.7	59.2
Avg. Dist. to Rail [m]	4.5	0.5	0.3	0.8	1.1	0.9	0.4
Avg. Stride Freq. [Hz]	2.1	2.4	2.3	2.3	2.3	2.3	2.2
Avg. Stride Length [m]	5.9	7.6	7.5	7.5	7.4	7.3	7.3



- [ ] Ranking at each section and finish
- .-.- No data available at this section
- NA No data available





Horse/Jockey Name	Misty Gold
Final Rank	14
Fastest Section Time (Section)	0:11.01 (1200m)
Top Speed [km/h] (Section)	66.8 (1200m)
Race State	Finished



### Ipswich QLD Professional

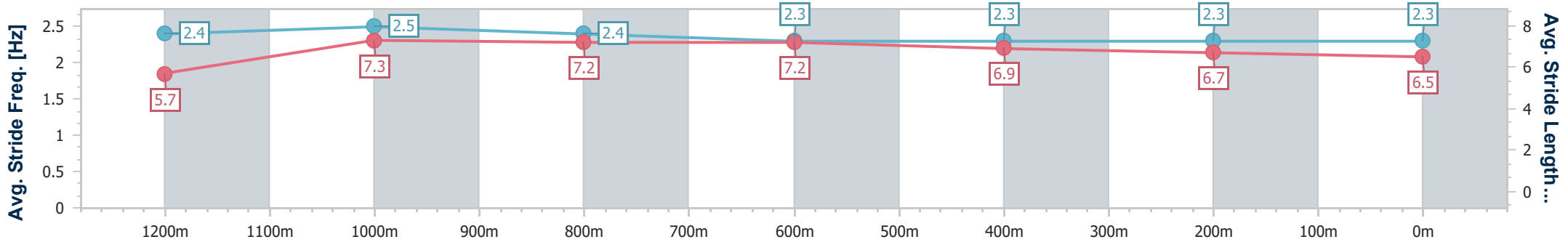
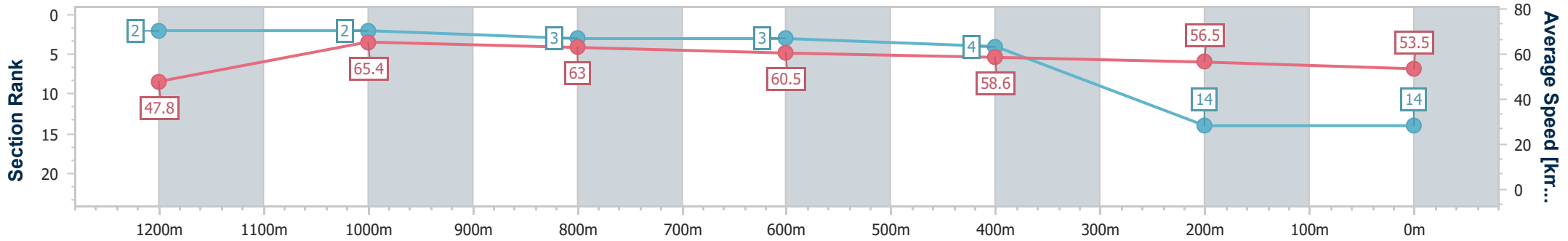
Race 4: IMPERIAL RACING Maiden Plate - 1350m

26 September 2024 - 14:36



Track Rating: Good 4, Weather: Fine, Rail Position: +5m Entire

Section	Overall	1200m	1000m	800m	600m	400m	200m
Section Times	1:23.93 [14] (0:11.26)	1:12.67 [2] (0:11.01)	1:01.66 [2] (0:11.46)	0:50.20 [3] (0:11.82)	0:38.38 [3] (0:12.21)	0:26.17 [4] (0:12.71)	0:13.46 [14] (0:13.46)
Average Speed [km/h]	47.8	65.4	63.0	60.5	58.6	56.5	53.5
Top Speed [km/h]	66.2	66.8	64.6	61.9	59.2	58.4	55.1
Avg. Dist. to Rail [m]	5.2	1.9	0.4	1.0	1.3	1.2	1.5
Avg. Stride Freq. [Hz]	2.4	2.5	2.4	2.3	2.3	2.3	2.3
Avg. Stride Length [m]	5.7	7.3	7.2	7.2	6.9	6.7	6.5



- [ ] Ranking at each section and finish
- .-.- No data available at this section
- NA No data available

Track Rating: Good 4, Weather: Fine, Rail Position: +5m Entire

Section		Overall	1400m	1200m	1000m	800m	600m	400m	Last 600m				
Field Times		1:43.92 (0:19.19)	1:24.73 (0:11.89)	1:12.84 (0:12.73)	1:00.11 (0:12.37)	0:47.74 (0:12.08)	0:35.66 (0:11.92)	0:23.74 (0:11.65)	0:35.66				
Rank	TAB Horse/Jockey	Barrier	Top Speed [km/h]	Fastest Section									Distance Travelled [m]
1	6 LUTON HOO Noel Callow	5	63.6 400m	0:11.55 400m	1:43.92 [1] (0:19.49)	1:24.43 [2] (0:11.93)	1:12.50 [2] (0:12.72)	0:59.78 [3] (0:12.48)	0:47.30 [2] (0:12.10)	0:35.20 [3] (0:11.56)	0:23.64 [2] (0:11.55)	0:35.20	
2	10 NEW JOY Angela Jones	2	63.3 Overall	0:11.55 600m	1:44.27 [2] (0:20.09)	1:24.18 [7] (0:11.90)	1:12.28 [7] (0:12.66)	0:59.62 [7] (0:12.56)	0:47.06 [7] (0:12.00)	0:35.06 [7] (0:11.55)	0:23.51 [7] (0:11.73)	0:35.06	+5
3	12 TWISTED MISTRESS Alisha Donald	6	66.7 Overall	0:11.86 400m	1:44.33 [3] (0:19.19)	1:25.14 [1] (0:11.89)	1:13.25 [1] (0:12.73)	1:00.52 [1] (0:12.37)	0:48.15 [1] (0:12.08)	0:36.07 [1] (0:11.92)	0:24.15 [1] (0:11.86)	0:36.07	+4
4	8 BLUE CHIP GIRL Andrew Mallyon	3	62.8 600m	0:11.72 600m	1:44.46 [4] (0:19.77)	1:24.69 [4] (0:11.90)	1:12.79 [4] (0:12.56)	1:00.23 [4] (0:12.53)	0:47.70 [4] (0:12.05)	0:35.65 [4] (0:11.72)	0:23.93 [4] (0:11.80)	0:35.65	+7
5	2 TWYFORD Adin Thompson	4	62.8 Overall	0:11.82 600m	1:44.64 [5] (0:19.50)	1:25.14 [3] (0:11.96)	1:13.18 [3] (0:12.61)	1:00.57 [2] (0:12.58)	0:47.99 [3] (0:11.98)	0:36.01 [2] (0:11.82)	0:24.19 [3] (0:11.85)	0:36.01	+4
6	3 ROCKED Mark Du Plessis	1	62.2 Overall	0:11.73 600m	1:44.69 [6] (0:19.79)	1:24.90 [5] (0:11.95)	1:12.95 [5] (0:12.66)	1:00.29 [5] (0:12.52)	0:47.77 [5] (0:11.99)	0:35.78 [5] (0:11.73)	0:24.05 [6] (0:11.79)	0:35.78	+3
7	9 INDENTED HEAD Georgina Cartwright	8	63.5 600m	0:11.59 600m	1:45.01 [7] (0:19.98)	1:25.03 [6] (0:11.91)	1:13.12 [6] (0:12.63)	1:00.49 [6] (0:12.50)	0:47.99 [6] (0:11.98)	0:36.01 [6] (0:11.59)	0:24.42 [5] (0:12.02)	0:36.01	+9
8	7 ROYAL GEORGE Melea Castle	7	62.7 Overall	0:11.81 600m	1:45.08 [8] (0:20.40)	1:24.68 [9] (0:11.82)	1:12.86 [8] (0:12.66)	1:00.20 [9] (0:12.58)	0:47.62 [9] (0:11.89)	0:35.73 [8] (0:11.81)	0:23.92 [8] (0:11.97)	0:35.73	+4
9	5 ANTHROPICA Montanna Savva	9	61.8 600m	0:11.86 600m	1:46.78 [9] (0:20.35)	1:26.43 [8] (0:11.92)	1:14.51 [9] (0:12.59)	1:01.92 [8] (0:12.59)	0:49.33 [8] (0:12.06)	0:37.27 [9] (0:11.86)	0:25.41 [9] (0:12.15)	0:37.27	+9

Scratched: Good Life Diva (#11), Showman (#4), Smart As Smart (#1)



Ipswich QLD Professional  
 Race 5: TAB Class 3 Plate - 1690m  
 26 September 2024 - 15:12



Track Rating: Good 4, Weather: Fine, Rail Position: +5m Entire

Section							200m			Last 600m
Field Times							0:12.09			0:35.66
							(0:12.09)			
Rank	TAB	Horse/Jockey	Barrier	Top Speed [km/h]	Fastest Section	Margin			Distance Travelled [m]	
1	6	LUTON HOO	5	63.6	0:11.55	0:12.09 [1]	1:43.92		0:35.20	
		Noel Callow		400m	400m	(0:12.09)				
2	10	NEW JOY	2	63.3	0:11.55	0:11.78 [6]	2.06L		0:35.06 +5	
		Angela Jones		Overall	600m	(0:11.78)				
3	12	TWISTED MISTRESS	6	66.7	0:11.86	0:12.29 [2]	2.38L		0:36.07 +4	
		Alisha Donald		Overall	400m	(0:12.29)				
4	8	BLUE CHIP GIRL	3	62.8	0:11.72	0:12.13 [4]	3.18L		0:35.65 +7	
		Andrew Mallyon		600m	600m	(0:12.13)				
5	2	TWYFORD	4	62.8	0:11.82	0:12.34 [3]	4.21L		0:36.01 +4	
		Adin Thompson		Overall	600m	(0:12.34)				
6	3	ROCKED	1	62.2	0:11.73	0:12.26 [5]	4.49L		0:35.78 +3	
		Mark Du Plessis		Overall	600m	(0:12.26)				
7	9	INDENTED HEAD	8	63.5	0:11.59	0:12.40 [7]	6.37L		0:36.01 +9	
		Georgina Cartwright		600m	600m	(0:12.40)				
8	7	ROYAL GEORGE	7	62.7	0:11.81	0:11.95 [8]	6.79L		0:35.73 +4	
		Melea Castle		Overall	600m	(0:11.95)				
9	5	ANTHROPICA	9	61.8	0:11.86	0:13.26 [9]	16.78L		0:37.27 +9	
		Montanna Savva		600m	600m	(0:13.26)				

Scratched: Good Life Diva (#11), Showman (#4), Smart As Smart (#1)

[ ] Ranking at each section and finish  
 -:-:- No data available at this section  
 NA No data available

SCN Saddle cloth number  
 DNF Did not finish  
 DNT Did not track



Horse/Jockey Name	Luton Hoo
Final Rank	1
Fastest Section Time (Section)	0:11.55 (400m)
Top Speed [km/h] (Section)	63.6 (400m)
Race State	Finished



### Ipswich QLD Professional

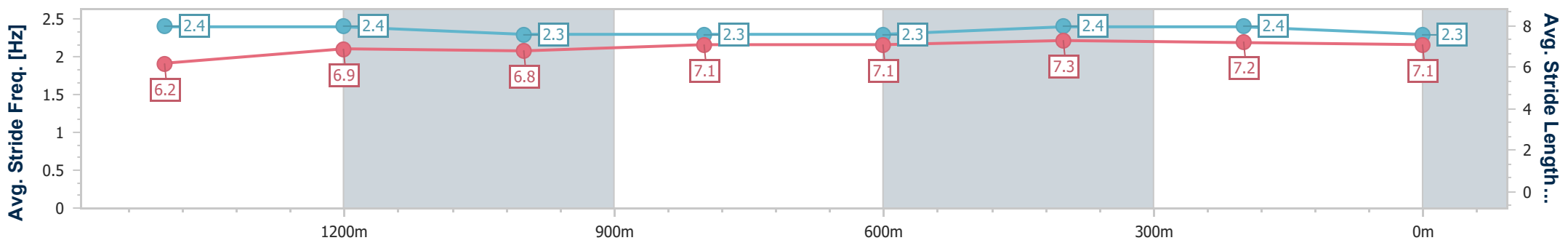
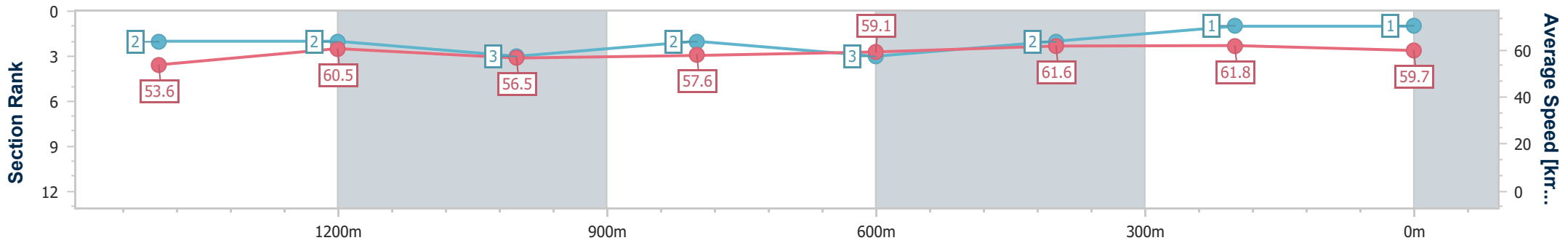
Race 5: TAB Class 3 Plate - 1690m

26 September 2024 - 15:12



Track Rating: Good 4, Weather: Fine, Rail Position: +5m Entire

Section	Overall	1400m	1200m	1000m	800m	600m	400m	200m
Section Times	1:43.92 [1] (0:19.49)	1:24.43 [2] (0:11.93)	1:12.50 [2] (0:12.72)	0:59.78 [3] (0:12.48)	0:47.30 [2] (0:12.10)	0:35.20 [3] (0:11.56)	0:23.64 [2] (0:11.55)	0:12.09 [1] (0:12.09)
Average Speed [km/h]	53.6	60.5	56.5	57.6	59.1	61.6	61.8	59.7
Top Speed [km/h]	63.3	61.7	58.1	58.2	60.1	63.5	63.6	61.0
Avg. Dist. to Rail [m]	3.2	0.3	0.5	0.9	1.9	2.2	1.6	1.5
Avg. Stride Freq. [Hz]	2.4	2.4	2.3	2.3	2.3	2.4	2.4	2.3
Avg. Stride Length [m]	6.2	6.9	6.8	7.1	7.1	7.3	7.2	7.1



- [ ] Ranking at each section and finish
- .-.- No data available at this section
- NA No data available



Horse/Jockey Name	New Joy
Final Rank	2
Fastest Section Time (Section)	0:11.55 (600m)
Top Speed [km/h] (Section)	63.3 (Overall)
Race State	Finished



### Ipswich QLD Professional

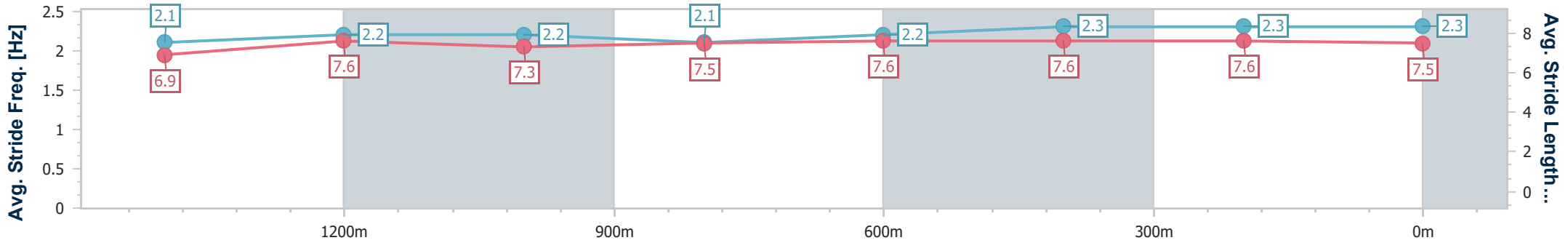
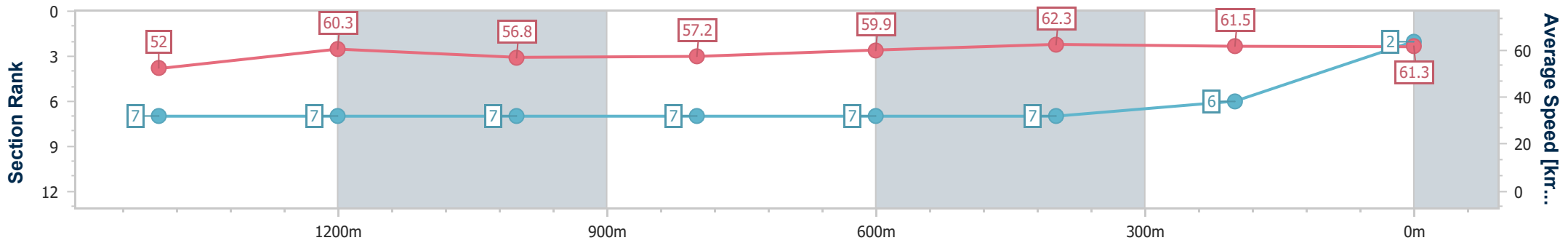
Race 5: TAB Class 3 Plate - 1690m

26 September 2024 - 15:12



Track Rating: Good 4, Weather: Fine, Rail Position: +5m Entire

Section	Overall	1400m	1200m	1000m	800m	600m	400m	200m
Section Times	1:44.27 [2] (0:20.09)	1:24.18 [7] (0:11.90)	1:12.28 [7] (0:12.66)	0:59.62 [7] (0:12.56)	0:47.06 [7] (0:12.00)	0:35.06 [7] (0:11.55)	0:23.51 [7] (0:11.73)	0:11.78 [6]
Average Speed [km/h]	52.0	60.3	56.8	57.2	59.9	62.3	61.5	61.3
Top Speed [km/h]	63.3	61.7	58.5	58.7	61.8	63.3	61.8	61.7
Avg. Dist. to Rail [m]	2.3	0.5	0.2	0.3	0.8	0.3	1.2	4.2
Avg. Stride Freq. [Hz]	2.1	2.2	2.2	2.1	2.2	2.3	2.3	2.3
Avg. Stride Length [m]	6.9	7.6	7.3	7.5	7.6	7.6	7.6	7.5



- [ ] Ranking at each section and finish
- .-.- No data available at this section
- NA No data available



Horse/Jockey Name	Twisted Mistress
Final Rank	3
Fastest Section Time (Section)	0:11.86 (400m)
Top Speed [km/h] (Section)	66.7 (Overall)
Race State	Finished



### Ipswich QLD Professional

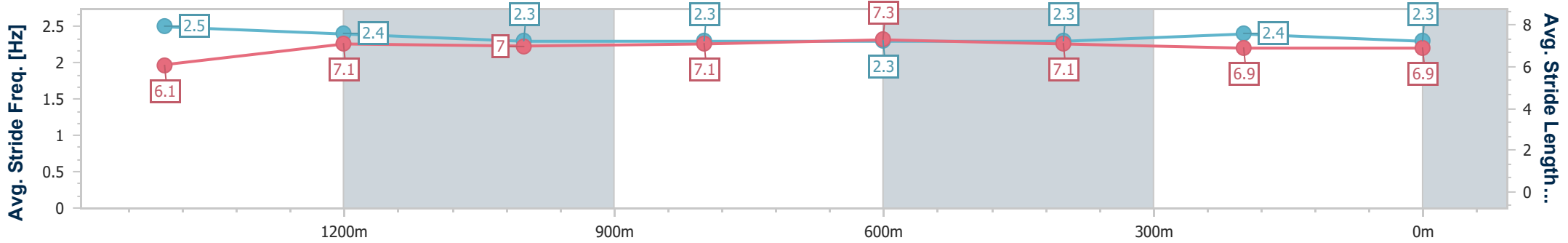
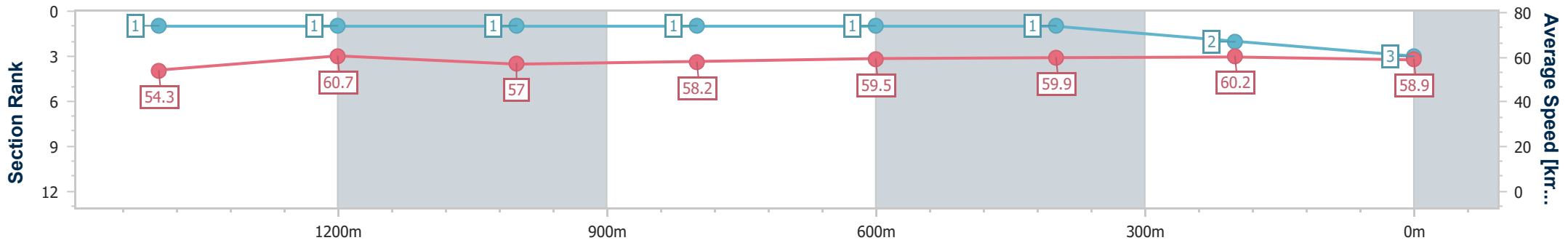
Race 5: TAB Class 3 Plate - 1690m

26 September 2024 - 15:12



Track Rating: Good 4, Weather: Fine, Rail Position: +5m Entire

Section	Overall	1400m	1200m	1000m	800m	600m	400m	200m
Section Times	1:44.33 [3] (0:19.19)	1:25.14 [1] (0:11.89)	1:13.25 [1] (0:12.73)	1:00.52 [1] (0:12.37)	0:48.15 [1] (0:12.08)	0:36.07 [1] (0:11.92)	0:24.15 [1] (0:11.86)	0:12.29 [2] (0:12.29)
Average Speed [km/h]	54.3	60.7	57.0	58.2	59.5	59.9	60.2	58.9
Top Speed [km/h]	66.7	64.4	57.6	59.4	59.9	60.5	61.1	60.3
Avg. Dist. to Rail [m]	3.8	0.5	1.5	0.8	0.4	1.5	1.6	1.4
Avg. Stride Freq. [Hz]	2.5	2.4	2.3	2.3	2.3	2.3	2.4	2.3
Avg. Stride Length [m]	6.1	7.1	7.0	7.1	7.3	7.1	6.9	6.9



- [ ] Ranking at each section and finish
- .-.- No data available at this section
- NA No data available



Horse/Jockey Name	Blue Chip Girl
Final Rank	4
Fastest Section Time (Section)	0:11.72 (600m)
Top Speed [km/h] (Section)	62.8 (600m)
Race State	Finished



### Ipswich QLD Professional

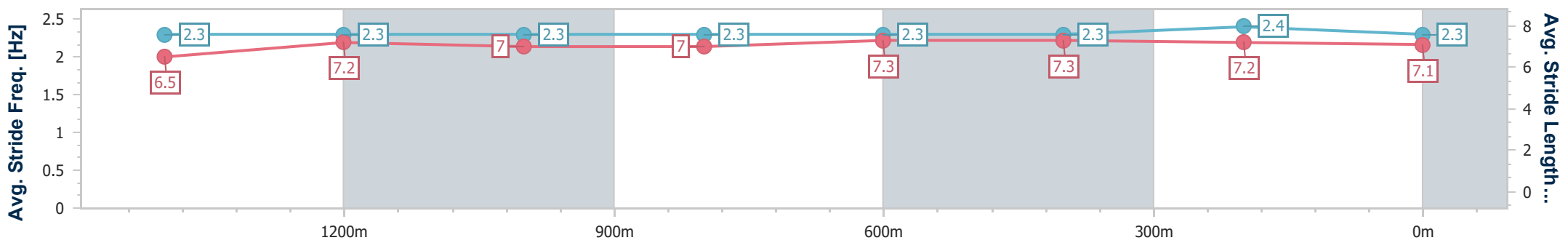
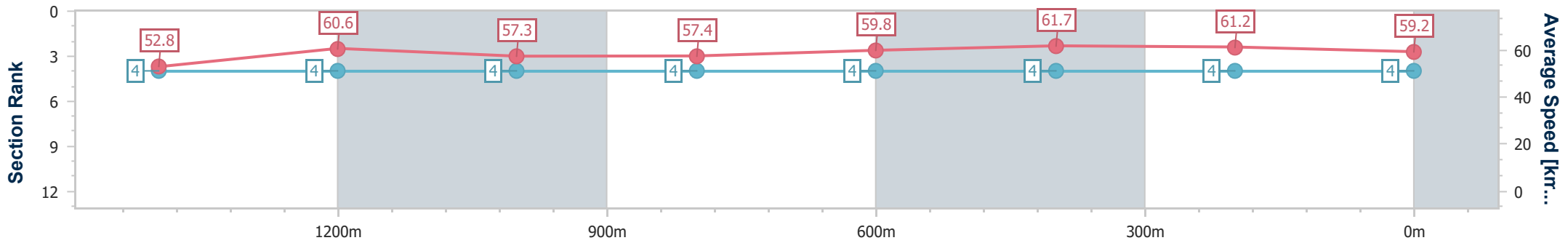
Race 5: TAB Class 3 Plate - 1690m

26 September 2024 - 15:12



Track Rating: Good 4, Weather: Fine, Rail Position: +5m Entire

Section	Overall	1400m	1200m	1000m	800m	600m	400m	200m
Section Times	1:44.46 [4] (0:19.77)	1:24.69 [4] (0:11.90)	1:12.79 [4] (0:12.56)	1:00.23 [4] (0:12.53)	0:47.70 [4] (0:12.05)	0:35.65 [4] (0:11.72)	0:23.93 [4] (0:11.80)	0:12.13 [4] (0:12.13)
Average Speed [km/h]	52.8	60.6	57.3	57.4	59.8	61.7	61.2	59.2
Top Speed [km/h]	61.8	61.8	58.7	58.2	60.8	62.8	62.2	61.0
Avg. Dist. to Rail [m]	2.2	0.5	0.3	0.4	0.3	0.4	1.6	3.4
Avg. Stride Freq. [Hz]	2.3	2.3	2.3	2.3	2.3	2.3	2.4	2.3
Avg. Stride Length [m]	6.5	7.2	7.0	7.0	7.3	7.3	7.2	7.1



- [ ] Ranking at each section and finish
- .-.- No data available at this section
- NA No data available



Horse/Jockey Name	Twyford
Final Rank	5
Fastest Section Time (Section)	0:11.82 (600m)
Top Speed [km/h] (Section)	62.8 (Overall)
Race State	Finished



### Ipswich QLD Professional

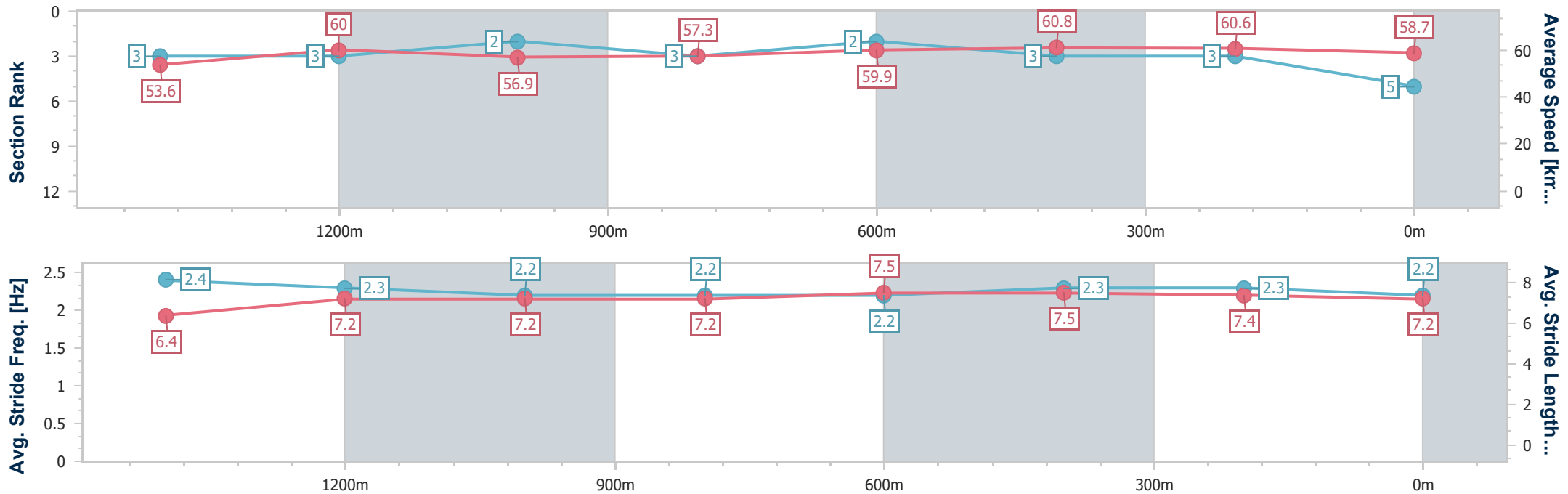
Race 5: TAB Class 3 Plate - 1690m

26 September 2024 - 15:12



Track Rating: Good 4, Weather: Fine, Rail Position: +5m Entire

Section	Overall	1400m	1200m	1000m	800m	600m	400m	200m
Section Times	1:44.64 [5] (0:19.50)	1:25.14 [3] (0:11.96)	1:13.18 [3] (0:12.61)	1:00.57 [2] (0:12.58)	0:47.99 [3] (0:11.98)	0:36.01 [2] (0:11.82)	0:24.19 [3] (0:11.85)	0:12.34 [3] (0:12.34)
Average Speed [km/h]	53.6	60.0	56.9	57.3	59.9	60.8	60.6	58.7
Top Speed [km/h]	62.8	61.2	58.9	57.7	61.3	61.7	61.3	61.1
Avg. Dist. to Rail [m]	3.0	0.9	0.2	0.2	0.5	1.0	0.6	0.4
Avg. Stride Freq. [Hz]	2.4	2.3	2.2	2.2	2.2	2.3	2.3	2.2
Avg. Stride Length [m]	6.4	7.2	7.2	7.2	7.5	7.5	7.4	7.2



- [ ] Ranking at each section and finish
- .-.- No data available at this section
- NA No data available





Horse/Jockey Name	Rocked
Final Rank	6
Fastest Section Time (Section)	0:11.73 (600m)
Top Speed [km/h] (Section)	62.2 (Overall)
Race State	Finished



### Ipswich QLD Professional

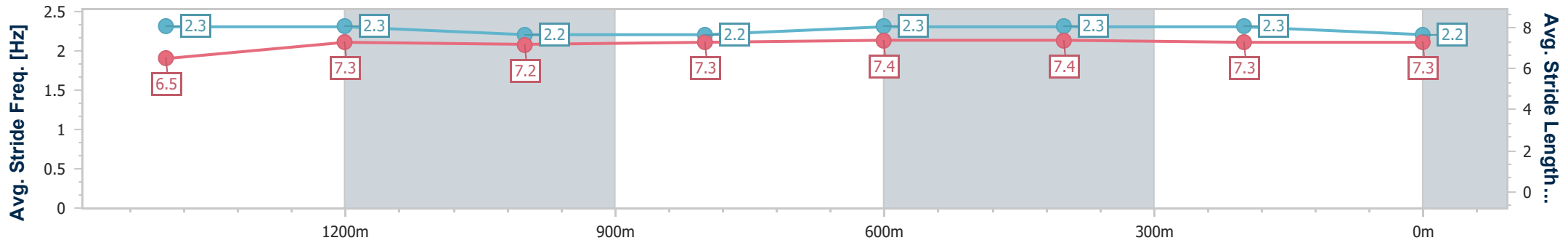
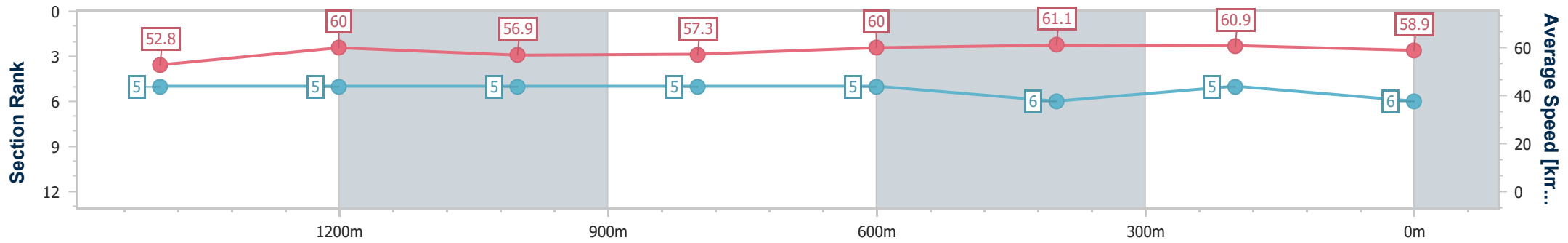
Race 5: TAB Class 3 Plate - 1690m

26 September 2024 - 15:12



Track Rating: Good 4, Weather: Fine, Rail Position: +5m Entire

Section	Overall	1400m	1200m	1000m	800m	600m	400m	200m
Section Times	1:44.69 [6] (0:19.79)	1:24.90 [5] (0:11.95)	1:12.95 [5] (0:12.66)	1:00.29 [5] (0:12.52)	0:47.77 [5] (0:11.99)	0:35.78 [5] (0:11.73)	0:24.05 [6] (0:11.79)	0:12.26 [5] (0:12.26)
Average Speed [km/h]	52.8	60.0	56.9	57.3	60.0	61.1	60.9	58.9
Top Speed [km/h]	62.2	61.2	58.8	58.6	61.2	61.9	61.6	60.2
Avg. Dist. to Rail [m]	1.6	0.5	0.2	0.3	0.9	0.8	0.9	1.9
Avg. Stride Freq. [Hz]	2.3	2.3	2.2	2.2	2.3	2.3	2.3	2.2
Avg. Stride Length [m]	6.5	7.3	7.2	7.3	7.4	7.4	7.3	7.3



- [ ] Ranking at each section and finish
- .-.- No data available at this section
- NA No data available



Horse/Jockey Name	Indented Head
Final Rank	7
Fastest Section Time (Section)	0:11.59 (600m)
Top Speed [km/h] (Section)	63.5 (600m)
Race State	Finished



### Ipswich QLD Professional

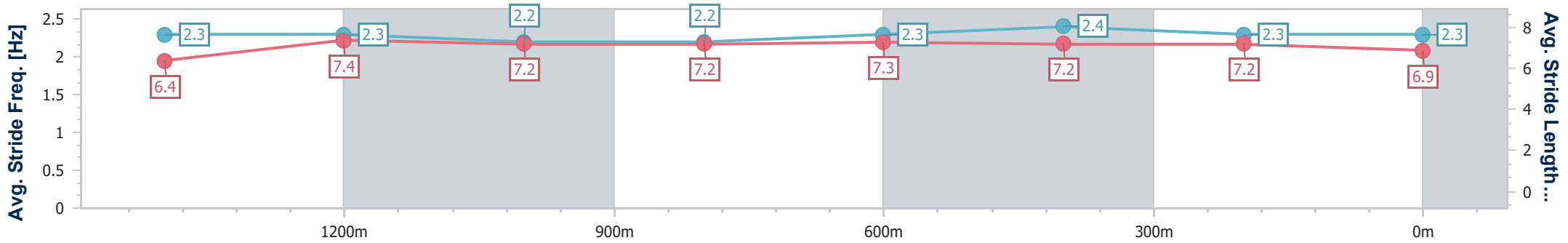
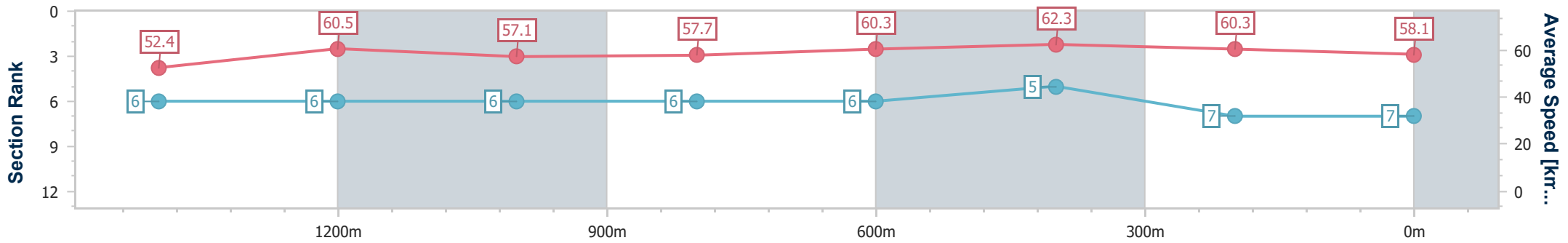
Race 5: TAB Class 3 Plate - 1690m

26 September 2024 - 15:12



Track Rating: Good 4, Weather: Fine, Rail Position: +5m Entire

Section	Overall	1400m	1200m	1000m	800m	600m	400m	200m
Section Times	1:45.01 [7] (0:19.98)	1:25.03 [6] (0:11.91)	1:13.12 [6] (0:12.63)	1:00.49 [6] (0:12.50)	0:47.99 [6] (0:11.98)	0:36.01 [6] (0:11.59)	0:24.42 [5] (0:12.02)	0:12.40 [7] (0:12.40)
Average Speed [km/h]	52.4	60.5	57.1	57.7	60.3	62.3	60.3	58.1
Top Speed [km/h]	61.8	61.5	58.9	58.4	62.4	63.5	61.5	59.5
Avg. Dist. to Rail [m]	4.3	0.6	0.7	0.5	0.2	1.1	2.0	4.7
Avg. Stride Freq. [Hz]	2.3	2.3	2.2	2.2	2.3	2.4	2.3	2.3
Avg. Stride Length [m]	6.4	7.4	7.2	7.2	7.3	7.2	7.2	6.9



- [ ] Ranking at each section and finish
- .-.- No data available at this section
- NA No data available



Horse/Jockey Name	Royal George
Final Rank	8
Fastest Section Time (Section)	0:11.81 (600m)
Top Speed [km/h] (Section)	62.7 (Overall)
Race State	Finished



### Ipswich QLD Professional

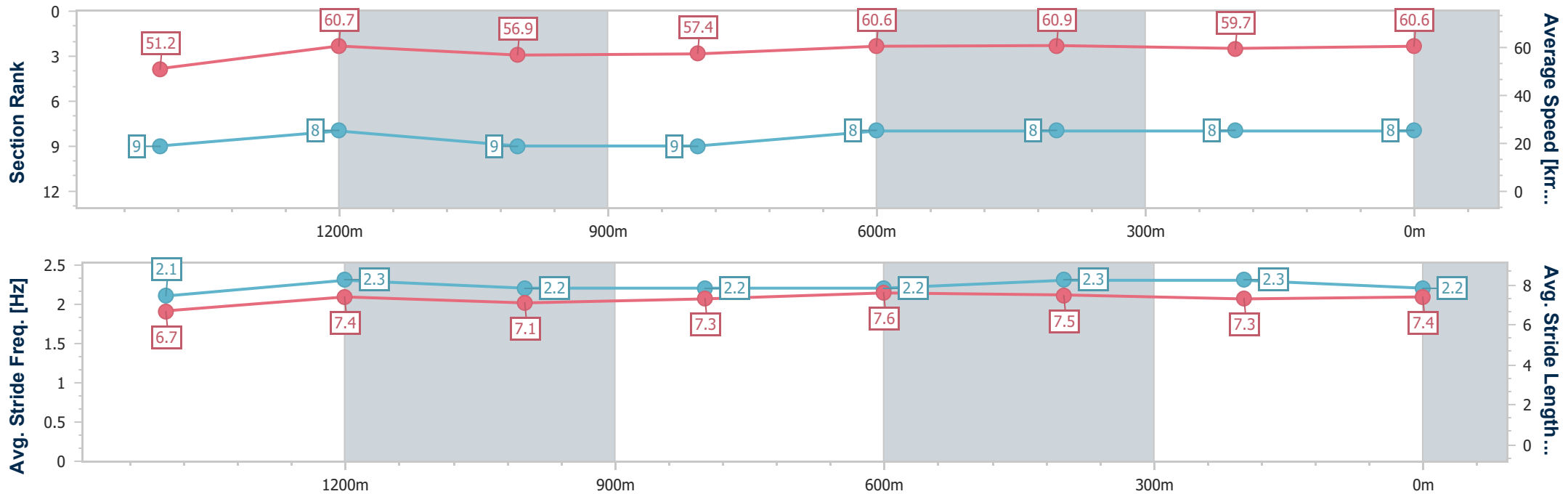
Race 5: TAB Class 3 Plate - 1690m

26 September 2024 - 15:12



Track Rating: Good 4, Weather: Fine, Rail Position: +5m Entire

Section	Overall	1400m	1200m	1000m	800m	600m	400m	200m
Section Times	1:45.08 [8] (0:20.40)	1:24.68 [9] (0:11.82)	1:12.86 [8] (0:12.66)	1:00.20 [9] (0:12.58)	0:47.62 [9] (0:11.89)	0:35.73 [8] (0:11.81)	0:23.92 [8] (0:11.97)	0:11.95 [8] (0:11.95)
Average Speed [km/h]	51.2	60.7	56.9	57.4	60.6	60.9	59.7	60.6
Top Speed [km/h]	62.7	61.8	58.9	58.8	61.1	62.0	61.2	60.7
Avg. Dist. to Rail [m]	3.7	0.4	0.2	0.3	0.2	0.7	1.4	0.7
Avg. Stride Freq. [Hz]	2.1	2.3	2.2	2.2	2.2	2.3	2.3	2.2
Avg. Stride Length [m]	6.7	7.4	7.1	7.3	7.6	7.5	7.3	7.4



- [ ] Ranking at each section and finish
- .-.- No data available at this section
- NA No data available



Horse/Jockey Name	Anthropica
Final Rank	9
Fastest Section Time (Section)	0:11.86 (600m)
Top Speed [km/h] (Section)	61.8 (600m)
Race State	Finished



### Ipswich QLD Professional

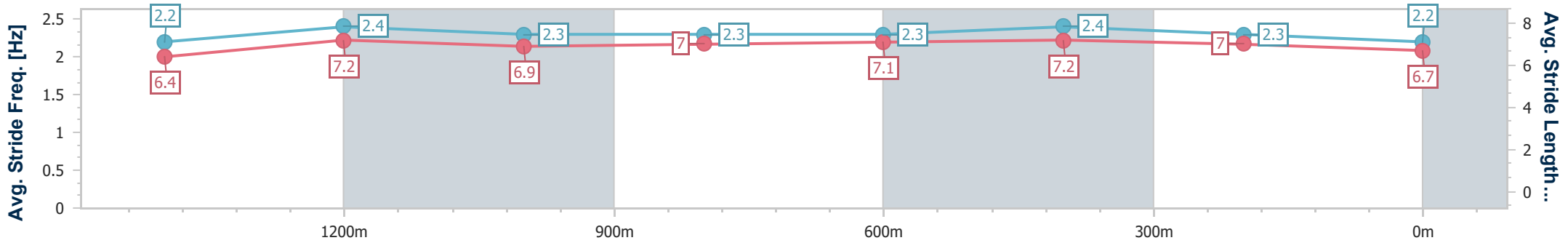
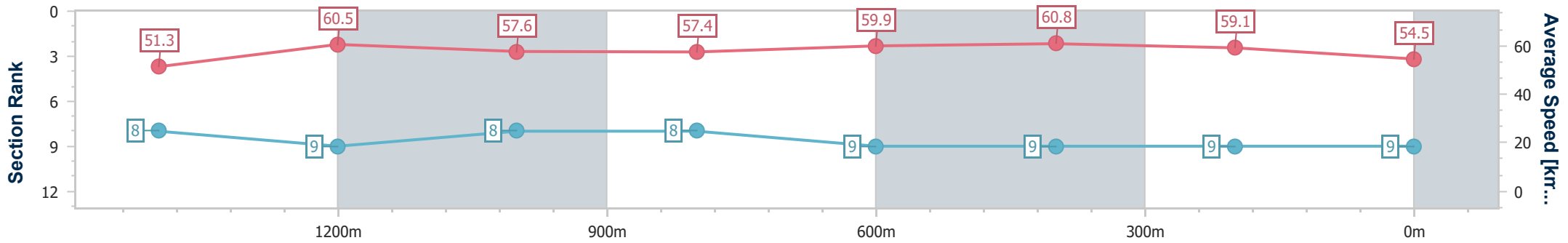
Race 5: TAB Class 3 Plate - 1690m

26 September 2024 - 15:12



Track Rating: Good 4, Weather: Fine, Rail Position: +5m Entire

Section	Overall	1400m	1200m	1000m	800m	600m	400m	200m
Section Times	1:46.78 [9] (0:20.35)	1:26.43 [8] (0:11.92)	1:14.51 [9] (0:12.59)	1:01.92 [8] (0:12.59)	0:49.33 [8] (0:12.06)	0:37.27 [9] (0:11.86)	0:25.41 [9] (0:12.15)	0:13.26 [9] (0:13.26)
Average Speed [km/h]	51.3	60.5	57.6	57.4	59.9	60.8	59.1	54.5
Top Speed [km/h]	61.3	61.0	59.6	58.3	61.7	61.8	60.2	57.7
Avg. Dist. to Rail [m]	5.5	0.6	1.1	0.8	0.8	1.0	0.4	0.6
Avg. Stride Freq. [Hz]	2.2	2.4	2.3	2.3	2.3	2.4	2.3	2.2
Avg. Stride Length [m]	6.4	7.2	6.9	7.0	7.1	7.2	7.0	6.7



- [ ] Ranking at each section and finish
- .-.- No data available at this section
- NA No data available



# Ipswich QLD Professional

## Race 6: SCHWEPPE'S BENCHMARK 58 Handicap - 1690m

26 September 2024 - 15:49



Track Rating: Good 4, Weather: Fine, Rail Position: +5m Entire

Section		Field Times												
Rank	TAB	Horse/Jockey	Barrier	Top Speed [km/h]	Fastest Section	Overall	1400m	1200m	1000m	800m	600m	400m	Last 600m	Distance Travelled [m]
1	3	<b>POWER ACE</b> Angela Jones	5	61.1	0:11.89	<b>1:44.31 [1]</b> (0:19.74)	<b>1:24.57 [1]</b> (0:11.89)	<b>1:12.68 [1]</b> (0:11.97)	<b>1:00.71 [1]</b> (0:12.22)	<b>0:48.49 [1]</b> (0:12.05)	<b>0:36.44 [1]</b> (0:11.98)	<b>0:24.46 [1]</b> (0:12.09)	<b>0:36.44</b>	
2	7	<b>ARISTELLA</b> Noel Callow	4	62.4	0:11.75	<b>1:44.34 [2]</b> (0:20.15)	<b>1:24.19 [4]</b> (0:11.90)	<b>1:12.29 [4]</b> (0:12.07)	<b>1:00.22 [4]</b> (0:12.13)	<b>0:48.09 [4]</b> (0:12.07)	<b>0:36.02 [4]</b> (0:11.75)	<b>0:24.27 [4]</b> (0:12.07)	<b>0:36.02</b>	+7
3	1	<b>CHERBOURG</b> Ryan Maloney	8	62.8	0:11.71	<b>1:44.67 [3]</b> (0:20.63)	<b>1:24.04 [6]</b> (0:11.89)	<b>1:12.15 [6]</b> (0:11.96)	<b>1:00.19 [6]</b> (0:12.10)	<b>0:48.09 [6]</b> (0:12.03)	<b>0:36.06 [7]</b> (0:11.71)	<b>0:24.35 [6]</b> (0:11.98)	<b>0:36.06</b>	+5
4	13	<b>STAR CHANCE</b> Corey Bayliss	3	61.2	0:11.87	<b>1:44.80 [4]</b> (0:20.50)	<b>1:24.30 [5]</b> (0:11.87)	<b>1:12.43 [5]</b> (0:11.99)	<b>1:00.44 [5]</b> (0:12.17)	<b>0:48.27 [5]</b> (0:11.97)	<b>0:36.30 [5]</b> (0:11.94)	<b>0:24.36 [7]</b> (0:12.03)	<b>0:36.30</b>	+1
5	2	<b>MAURIZMA</b> Andrew Mallyon	7	61.8	0:11.71	<b>1:44.87 [5]</b> (0:20.85)	<b>1:24.02 [8]</b> (0:11.84)	<b>1:12.18 [8]</b> (0:11.98)	<b>1:00.20 [8]</b> (0:12.05)	<b>0:48.15 [8]</b> (0:12.01)	<b>0:36.14 [8]</b> (0:11.71)	<b>0:24.43 [7]</b> (0:12.00)	<b>0:36.14</b>	+4
6	12	<b>DUCHESS BREE</b> Micheal Hellyer	10	62.0	0:11.70	<b>1:45.02 [6]</b> (0:21.29)	<b>1:23.73 [11]</b> (0:11.87)	<b>1:11.86 [11]</b> (0:11.90)	<b>0:59.96 [11]</b> (0:12.03)	<b>0:47.93 [11]</b> (0:11.90)	<b>0:36.03 [11]</b> (0:12.00)	<b>0:24.03 [11]</b> (0:11.70)	<b>0:36.03</b>	+3
7	5	<b>TOOLATEMATE</b> Bailey Wheeler	9	62.7	0:11.68	<b>1:45.05 [7]</b> (0:20.77)	<b>1:24.28 [7]</b> (0:11.75)	<b>1:12.53 [7]</b> (0:12.03)	<b>1:00.50 [7]</b> (0:12.04)	<b>0:48.46 [7]</b> (0:11.97)	<b>0:36.49 [6]</b> (0:11.68)	<b>0:24.81 [5]</b> (0:12.14)	<b>0:36.49</b>	+11
8	9	<b>JUBILANT</b> Kyle Wilson-Taylor	11	62.1	0:11.78	<b>1:45.16 [8]</b> (0:21.27)	<b>1:23.89 [10]</b> (0:11.85)	<b>1:12.04 [10]</b> (0:11.90)	<b>1:00.14 [10]</b> (0:11.95)	<b>0:48.19 [10]</b> (0:11.97)	<b>0:36.22 [10]</b> (0:11.78)	<b>0:24.44 [9]</b> (0:11.86)	<b>0:36.22</b>	+4
9	14	<b>GOOD LIFE DIVA</b> Samantha Collett	2	61.5	0:11.81	<b>1:45.25 [9]</b> (0:20.94)	<b>1:24.31 [9]</b> (0:11.81)	<b>1:12.50 [9]</b> (0:11.93)	<b>1:00.57 [9]</b> (0:12.12)	<b>0:48.45 [9]</b> (0:11.96)	<b>0:36.49 [9]</b> (0:11.98)	<b>0:24.51 [10]</b> (0:12.08)	<b>0:36.49</b>	+1
10	11	<b>BEAN ALL OVA</b> Ron Stewart	6	61.4	0:11.92	<b>1:45.32 [10]</b> (0:19.79)	<b>1:25.53 [2]</b> (0:11.92)	<b>1:13.61 [2]</b> (0:12.09)	<b>1:01.52 [2]</b> (0:12.13)	<b>0:49.39 [2]</b> (0:12.09)	<b>0:37.30 [2]</b> (0:12.02)	<b>0:25.28 [3]</b> (0:12.37)	<b>0:37.30</b>	+7

Scratched: With Diamonds (#10), Embolden (#6), Rocked (#4)

[ ] Ranking at each section and finish  
 -:-:- No data available at this section  
 NA No data available

SCN Saddle cloth number  
 DNF Did not finish  
 DNT Did not track



# Ipswich QLD Professional

## Race 6: SCHWEPPEB BENCHMARK 58 Handicap - 1690m

26 September 2024 - 15:49



Track Rating: Good 4, Weather: Fine, Rail Position: +5m Entire

Section	Overall	1400m	1200m	1000m	800m	600m	400m	Last 600m
Field Times	1:44.31 (0:19.74)	1:24.57 (0:11.89)	1:12.68 (0:11.97)	1:00.71 (0:12.22)	0:48.49 (0:12.05)	0:36.44 (0:11.98)	0:24.46 (0:12.09)	0:36.44

Rank	TAB	Horse/Jockey	Barrier	Top Speed [km/h]	Fastest Section	Overall	1400m	1200m	1000m	800m	600m	400m	Last 600m	Distance Travelled [m]
11	8	ITALIAN AWARD	1	61.1	0:11.84	1:45.46 [11]	1:25.43 [3]	1:13.51 [3]	1:01.53 [3]	0:49.32 [3]	0:37.26 [3]	0:25.42 [2]	0:37.26	+0
		Jai Williams		1400m	600m	(0:20.03)	(0:11.92)	(0:11.98)	(0:12.21)	(0:12.06)	(0:11.84)	(0:12.31)		

Scratched: With Diamonds (#10), Embolden (#6), Rocked (#4)

[ ] Ranking at each section and finish  
 -:-:- No data available at this section  
 NA No data available

SCN Saddle cloth number  
 DNF Did not finish  
 DNT Did not track



# Ipswich QLD Professional

## Race 6: SCHWEPPE'S BENCHMARK 58 Handicap - 1690m

26 September 2024 - 15:49



Track Rating: Good 4, Weather: Fine, Rail Position: +5m Entire

Section				200m				Last 600m	
Field Times				0:12.37 (0:12.37)				0:36.44	
Rank	TAB	Horse/Jockey	Barrier	Top Speed [km/h]	Fastest Section	Margin			Distance Travelled [m]
1	3	<b>POWER ACE</b> Angela Jones	5	61.1 Overall	0:11.89 1400m	0:12.37 [1] (0:12.37)	1:44.31		0:36.44
2	7	<b>ARISTELLA</b> Noel Callow	4	62.4 600m	0:11.75 600m	0:12.20 [2] (0:12.20)	0.17L		0:36.02 +7
3	1	<b>CHERBOURG</b> Ryan Maloney	8	62.8 600m	0:11.71 600m	0:12.37 [3] (0:12.37)	2.1L		0:36.06 +5
4	13	<b>STAR CHANCE</b> Corey Bayliss	3	61.2 1400m	0:11.87 1400m	0:12.33 [8] (0:12.33)	2.89L		0:36.30 +1
5	2	<b>MAURIZMA</b> Andrew Mallyon	7	61.8 600m	0:11.71 600m	0:12.43 [7] (0:12.43)	3.32L		0:36.14 +4
6	12	<b>DUCHESS BREE</b> Micheal Hellyer	10	62.0 400m	0:11.70 400m	0:12.33 [10] (0:12.33)	4.16L		0:36.03 +3
7	5	<b>TOOLATEMATE</b> Bailey Wheeler	9	62.7 600m	0:11.68 600m	0:12.67 [5] (0:12.67)	4.34L		0:36.49 +11
8	9	<b>JUBILANT</b> Kyle Wilson-Taylor	11	62.1 1400m	0:11.78 600m	0:12.58 [9] (0:12.58)	5.03L		0:36.22 +4
9	14	<b>GOOD LIFE DIVA</b> Samantha Collett	2	61.5 1400m	0:11.81 1400m	0:12.43 [11] (0:12.43)	5.53L		0:36.49 +1
10	11	<b>BEAN ALL OVA</b> Ron Stewart	6	61.4 1400m	0:11.92 1400m	0:12.91 [6] (0:12.91)	5.95L		0:37.30 +7

Scratched: With Diamonds (#10), Embolden (#6), Rocked (#4)

[ ] Ranking at each section and finish  
 -:-:- No data available at this section  
 NA No data available

SCN Saddle cloth number  
 DNF Did not finish  
 DNT Did not track



# Ipswich QLD Professional

## Race 6: SCHWEPPE'S BENCHMARK 58 Handicap - 1690m

26 September 2024 - 15:49



Track Rating: Good 4, Weather: Fine, Rail Position: +5m Entire

Section				200m				Last 600m		
Field Times				0:12.37 (0:12.37)				0:36.44		
Rank	TAB	Horse/Jockey	Barrier	Top Speed [km/h]	Fastest Section	Margin			Distance Travelled [m]	
11	8	ITALIAN AWARD	1	61.1	0:11.84	0:13.11 [4]	6.77L		0:37.26	+0
		Jai Williams		1400m	600m	(0:13.11)				

Scratched: With Diamonds (#10), Embolden (#6), Rocked (#4)

[ ] Ranking at each section and finish  
 -:-:- No data available at this section  
 NA No data available

SCN Saddle cloth number  
 DNF Did not finish  
 DNT Did not track





Horse/Jockey Name	Power Ace
Final Rank	1
Fastest Section Time (Section)	0:11.89 (1400m)
Top Speed [km/h] (Section)	61.1 (Overall)
Race State	Finished



### Ipswich QLD Professional

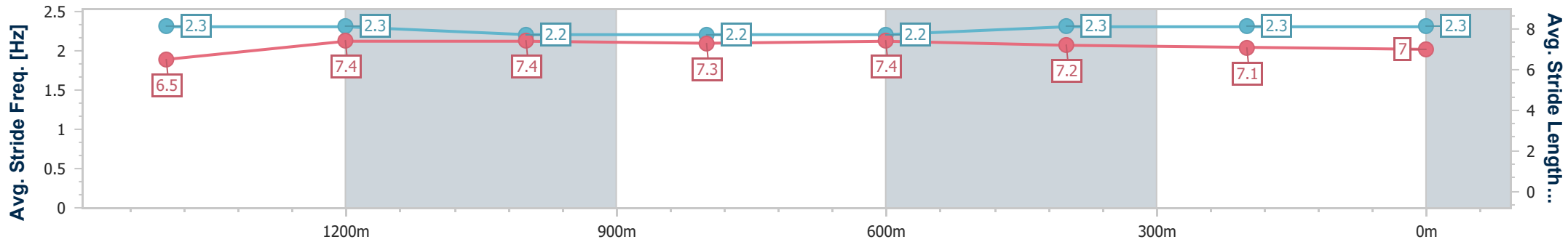
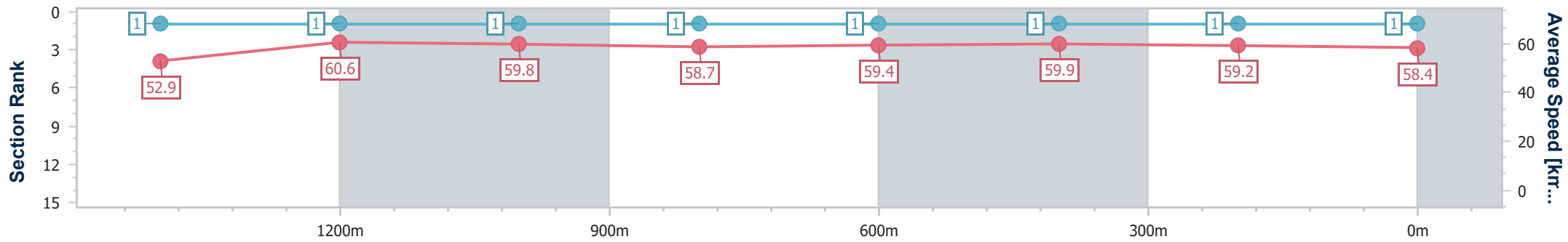
Race 6: SCHWEPPE'S BENCHMARK 58 Handicap - 1690m

26 September 2024 - 15:49



Track Rating: Good 4, Weather: Fine, Rail Position: +5m Entire

Section	Overall	1400m	1200m	1000m	800m	600m	400m	200m
Section Times	1:44.31 [1] (0:19.74)	1:24.57 [1] (0:11.89)	1:12.68 [1] (0:11.97)	1:00.71 [1] (0:12.22)	0:48.49 [1] (0:12.05)	0:36.44 [1] (0:11.98)	0:24.46 [1] (0:12.09)	0:12.37 [1] (0:12.37)
Average Speed [km/h]	52.9	60.6	59.8	58.7	59.4	59.9	59.2	58.4
Top Speed [km/h]	61.1	61.1	60.6	59.5	60.4	60.8	60.4	60.2
Avg. Dist. to Rail [m]	2.2	0.3	0.9	0.9	1.5	1.6	1.6	1.3
Avg. Stride Freq. [Hz]	2.3	2.3	2.2	2.2	2.2	2.3	2.3	2.3
Avg. Stride Length [m]	6.5	7.4	7.4	7.3	7.4	7.2	7.1	7.0



- [ ] Ranking at each section and finish
- .-.- No data available at this section
- NA No data available



Horse/Jockey Name	Aristella
Final Rank	2
Fastest Section Time (Section)	0:11.75 (600m)
Top Speed [km/h] (Section)	62.4 (600m)
Race State	Finished



### Ipswich QLD Professional

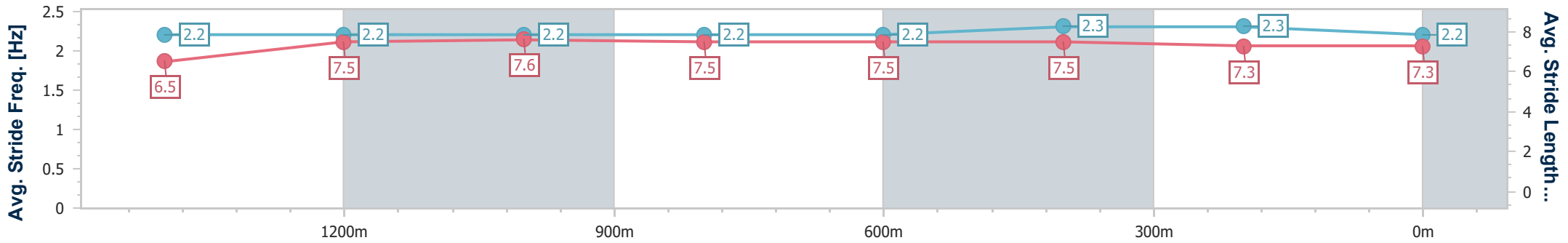
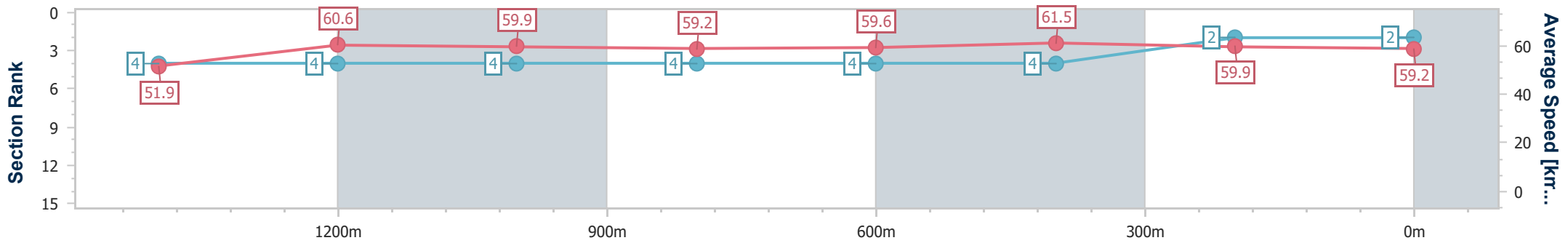
Race 6: SCHWEPPE'S BENCHMARK 58 Handicap - 1690m

26 September 2024 - 15:49



Track Rating: Good 4, Weather: Fine, Rail Position: +5m Entire

Section	Overall	1400m	1200m	1000m	800m	600m	400m	200m
Section Times	1:44.34 [2] (0:20.15)	1:24.19 [4] (0:11.90)	1:12.29 [4] (0:12.07)	1:00.22 [4] (0:12.13)	0:48.09 [4] (0:12.07)	0:36.02 [4] (0:11.75)	0:24.27 [4] (0:12.07)	0:12.20 [2] (0:12.20)
Average Speed [km/h]	51.9	60.6	59.9	59.2	59.6	61.5	59.9	59.2
Top Speed [km/h]	60.3	61.5	60.7	59.8	61.2	62.4	61.1	61.3
Avg. Dist. to Rail [m]	2.0	0.5	0.8	0.6	0.1	0.6	1.7	2.7
Avg. Stride Freq. [Hz]	2.2	2.2	2.2	2.2	2.2	2.3	2.3	2.2
Avg. Stride Length [m]	6.5	7.5	7.6	7.5	7.5	7.5	7.3	7.3



- [ ] Ranking at each section and finish
- .-.- No data available at this section
- NA No data available



Horse/Jockey Name	Cherbourg
Final Rank	3
Fastest Section Time (Section)	0:11.71 (600m)
Top Speed [km/h] (Section)	62.8 (600m)
Race State	Finished



### Ipswich QLD Professional

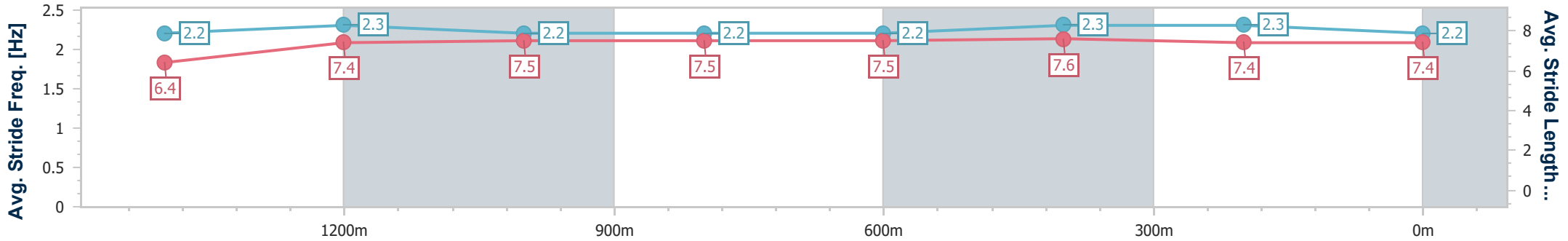
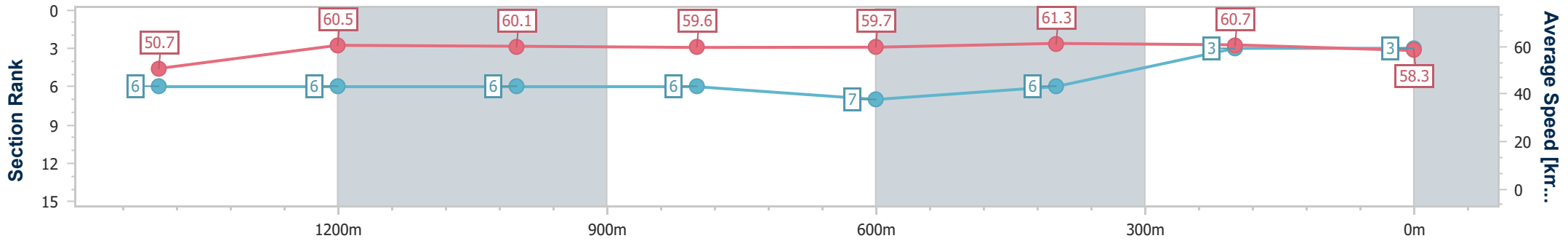
Race 6: SCHWEPPE'S BENCHMARK 58 Handicap - 1690m

26 September 2024 - 15:49



Track Rating: Good 4, Weather: Fine, Rail Position: +5m Entire

Section	Overall	1400m	1200m	1000m	800m	600m	400m	200m
Section Times	1:44.67 [3] (0:20.63)	1:24.04 [6] (0:11.89)	1:12.15 [6] (0:11.96)	1:00.19 [6] (0:12.10)	0:48.09 [6] (0:12.03)	0:36.06 [7] (0:11.71)	0:24.35 [6] (0:11.98)	0:12.37 [3] (0:12.37)
Average Speed [km/h]	50.7	60.5	60.1	59.6	59.7	61.3	60.7	58.3
Top Speed [km/h]	60.3	61.6	61.3	60.2	60.4	62.8	61.5	60.4
Avg. Dist. to Rail [m]	3.5	0.3	0.4	0.4	0.7	0.2	2.6	3.9
Avg. Stride Freq. [Hz]	2.2	2.3	2.2	2.2	2.2	2.3	2.3	2.2
Avg. Stride Length [m]	6.4	7.4	7.5	7.5	7.5	7.6	7.4	7.4



- [ ] Ranking at each section and finish
- .-.-.- No data available at this section
- NA No data available



Horse/Jockey Name	Star Chance
Final Rank	4
Fastest Section Time (Section)	0:11.87 (1400m)
Top Speed [km/h] (Section)	61.2 (1400m)
Race State	Finished



### Ipswich QLD Professional

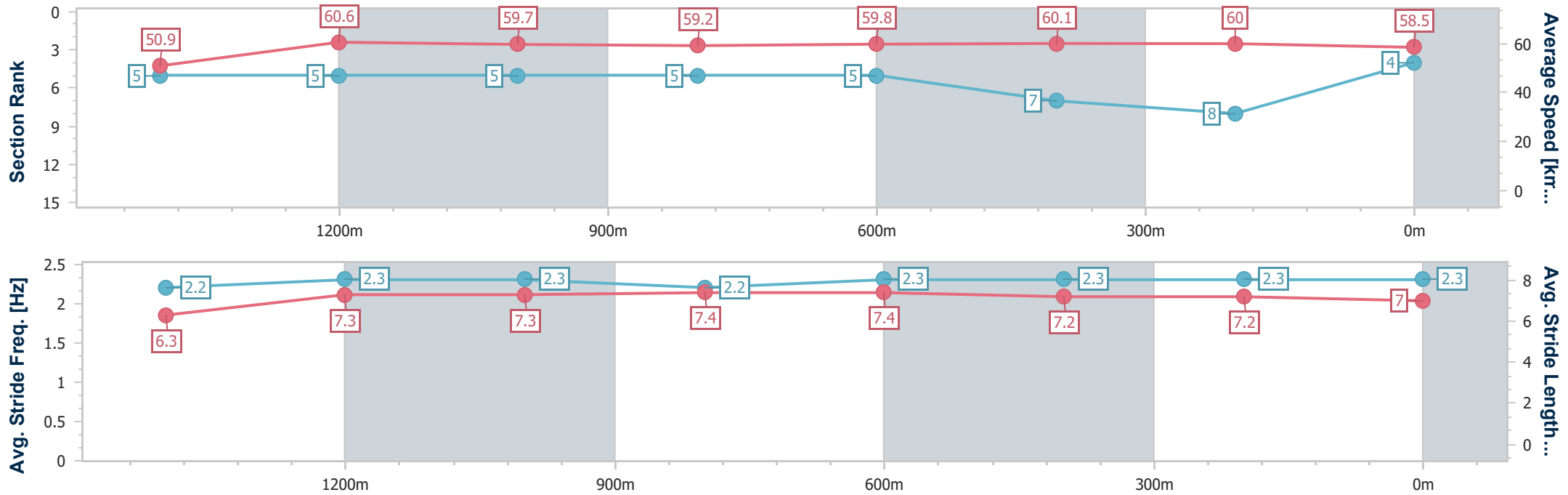
Race 6: SCHWEPPE'S BENCHMARK 58 Handicap - 1690m

26 September 2024 - 15:49



Track Rating: Good 4, Weather: Fine, Rail Position: +5m Entire

Section	Overall	1400m	1200m	1000m	800m	600m	400m	200m
Section Times	1:44.80 [4] (0:20.50)	1:24.30 [5] (0:11.87)	1:12.43 [5] (0:11.99)	1:00.44 [5] (0:12.17)	0:48.27 [5] (0:11.97)	0:36.30 [5] (0:11.94)	0:24.36 [7] (0:12.03)	0:12.33 [8] (0:12.33)
Average Speed [km/h]	50.9	60.6	59.7	59.2	59.8	60.1	60.0	58.5
Top Speed [km/h]	59.6	61.2	61.1	59.6	60.7	60.6	60.5	60.0
Avg. Dist. to Rail [m]	1.8	0.7	0.5	0.4	0.9	1.0	0.3	0.4
Avg. Stride Freq. [Hz]	2.2	2.3	2.3	2.2	2.3	2.3	2.3	2.3
Avg. Stride Length [m]	6.3	7.3	7.3	7.4	7.4	7.2	7.2	7.0



- [ ] Ranking at each section and finish
- .-.- No data available at this section
- NA No data available



Horse/Jockey Name	Maurizma
Final Rank	5
Fastest Section Time (Section)	0:11.71 (600m)
Top Speed [km/h] (Section)	61.8 (600m)
Race State	Finished



### Ipswich QLD Professional

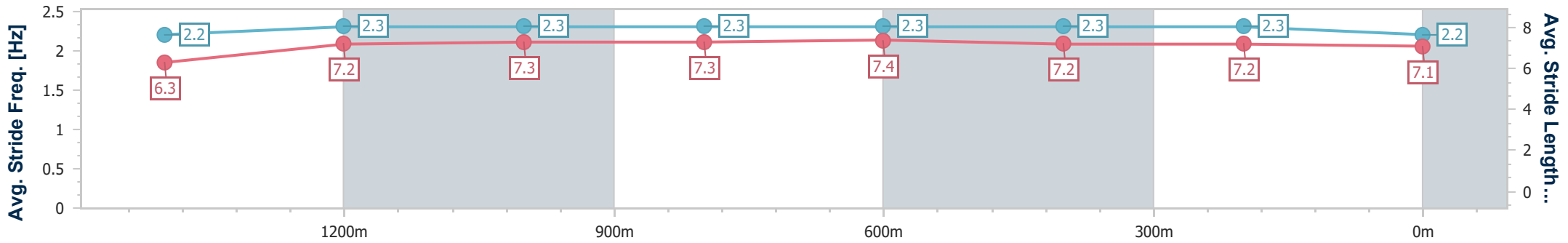
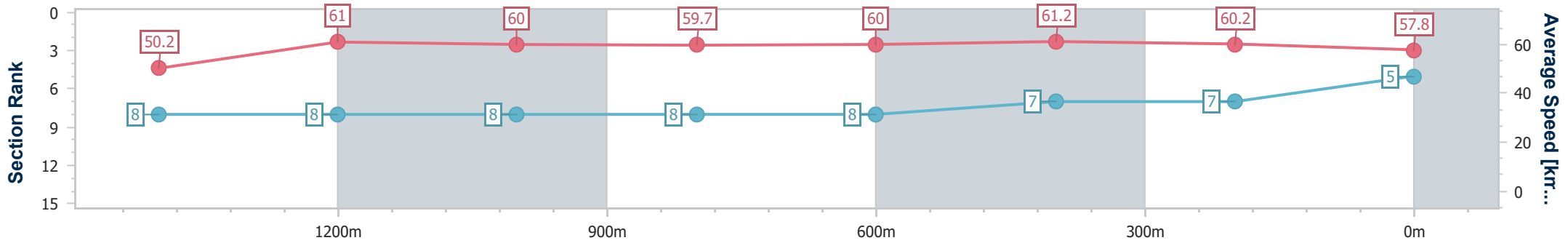
Race 6: SCHWEPPE'S BENCHMARK 58 Handicap - 1690m

26 September 2024 - 15:49



Track Rating: Good 4, Weather: Fine, Rail Position: +5m Entire

Section	Overall	1400m	1200m	1000m	800m	600m	400m	200m
Section Times	1:44.87 [5] (0:20.85)	1:24.02 [8] (0:11.84)	1:12.18 [8] (0:11.98)	1:00.20 [8] (0:12.05)	0:48.15 [8] (0:12.01)	0:36.14 [8] (0:11.71)	0:24.43 [7] (0:12.00)	0:12.43 [7] (0:12.43)
Average Speed [km/h]	50.2	61.0	60.0	59.7	60.0	61.2	60.2	57.8
Top Speed [km/h]	59.7	61.5	60.8	60.2	60.6	61.8	61.5	59.4
Avg. Dist. to Rail [m]	3.6	0.7	0.2	0.2	0.5	0.4	1.3	2.4
Avg. Stride Freq. [Hz]	2.2	2.3	2.3	2.3	2.3	2.3	2.3	2.2
Avg. Stride Length [m]	6.3	7.2	7.3	7.3	7.4	7.2	7.2	7.1



- [ ] Ranking at each section and finish
- .-.- No data available at this section
- NA No data available



Horse/Jockey Name	Duchess Bree
Final Rank	6
Fastest Section Time (Section)	0:11.70 (400m)
Top Speed [km/h] (Section)	62.0 (400m)
Race State	Finished



### Ipswich QLD Professional

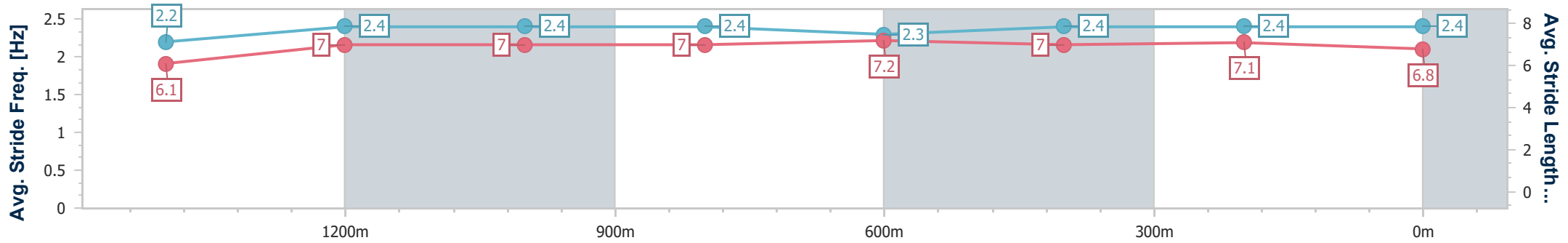
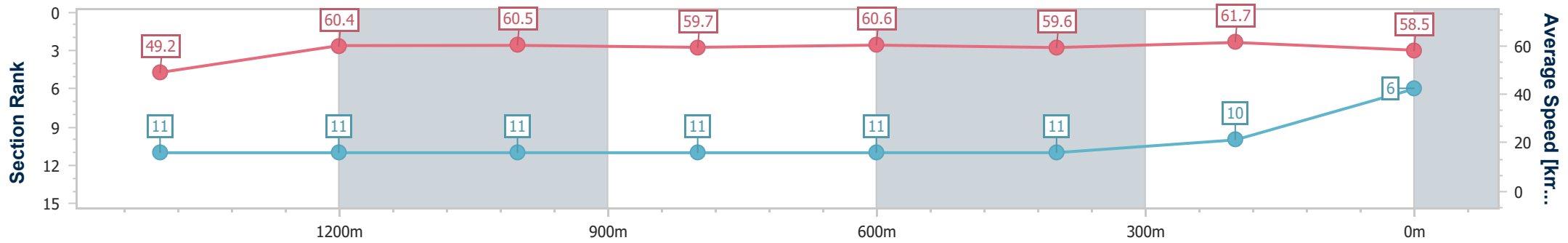
Race 6: SCHWEPPE'S BENCHMARK 58 Handicap - 1690m

26 September 2024 - 15:49



Track Rating: Good 4, Weather: Fine, Rail Position: +5m Entire

Section	Overall	1400m	1200m	1000m	800m	600m	400m	200m
Section Times	1:45.02 [6] (0:21.29)	1:23.73 [11] (0:11.87)	1:11.86 [11] (0:11.90)	0:59.96 [11] (0:12.03)	0:47.93 [11] (0:11.90)	0:36.03 [11] (0:12.00)	0:24.03 [11] (0:11.70)	0:12.33 [10] (0:12.33)
Average Speed [km/h]	49.2	60.4	60.5	59.7	60.6	59.6	61.7	58.5
Top Speed [km/h]	59.1	61.5	61.4	60.3	60.9	61.0	62.0	61.6
Avg. Dist. to Rail [m]	3.9	0.3	0.2	0.3	0.7	1.2	2.0	6.1
Avg. Stride Freq. [Hz]	2.2	2.4	2.4	2.4	2.3	2.4	2.4	2.4
Avg. Stride Length [m]	6.1	7.0	7.0	7.0	7.2	7.0	7.1	6.8



- [ ] Ranking at each section and finish
- .-.- No data available at this section
- NA No data available



Horse/Jockey Name	Toolatamate
Final Rank	7
Fastest Section Time (Section)	0:11.68 (600m)
Top Speed [km/h] (Section)	62.7 (600m)
Race State	Finished



### Ipswich QLD Professional

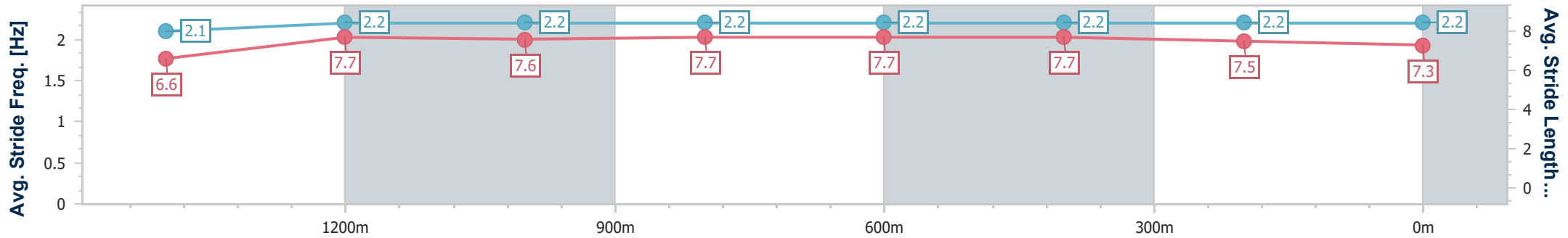
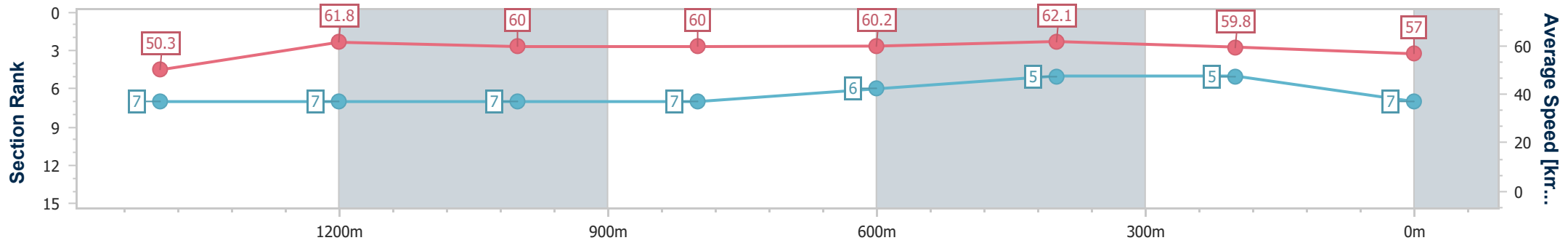
Race 6: SCHWEPPE'S BENCHMARK 58 Handicap - 1690m

26 September 2024 - 15:49



Track Rating: Good 4, Weather: Fine, Rail Position: +5m Entire

Section	Overall	1400m	1200m	1000m	800m	600m	400m	200m
Section Times	1:45.05 [7] (0:20.77)	1:24.28 [7] (0:11.75)	1:12.53 [7] (0:12.03)	1:00.50 [7] (0:12.04)	0:48.46 [7] (0:11.97)	0:36.49 [6] (0:11.68)	0:24.81 [5] (0:12.14)	0:12.67 [5] (0:12.67)
Average Speed [km/h]	50.3	61.8	60.0	60.0	60.2	62.1	59.8	57.0
Top Speed [km/h]	60.4	62.3	61.2	60.4	61.4	62.7	61.5	58.5
Avg. Dist. to Rail [m]	5.1	1.3	1.1	1.1	0.7	1.2	3.1	4.4
Avg. Stride Freq. [Hz]	2.1	2.2	2.2	2.2	2.2	2.2	2.2	2.2
Avg. Stride Length [m]	6.6	7.7	7.6	7.7	7.7	7.7	7.5	7.3



- [ ] Ranking at each section and finish
- .-.-.- No data available at this section
- NA No data available



Horse/Jockey Name	Jubilant
Final Rank	8
Fastest Section Time (Section)	0:11.78 (600m)
Top Speed [km/h] (Section)	62.1 (1400m)
Race State	Finished



### Ipswich QLD Professional

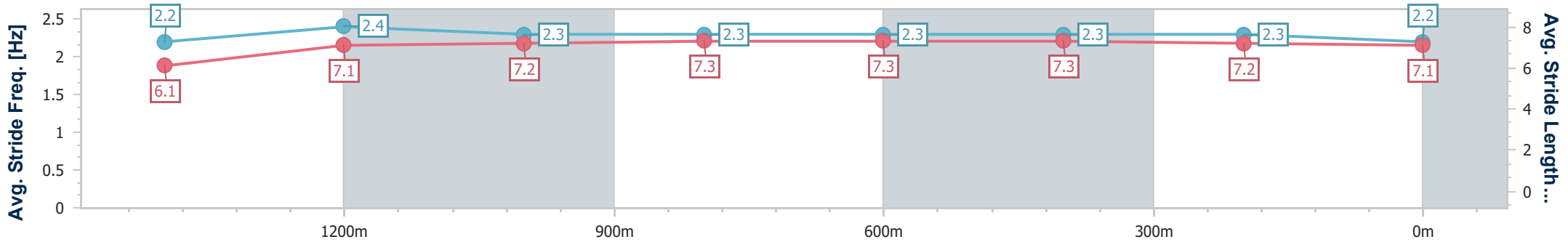
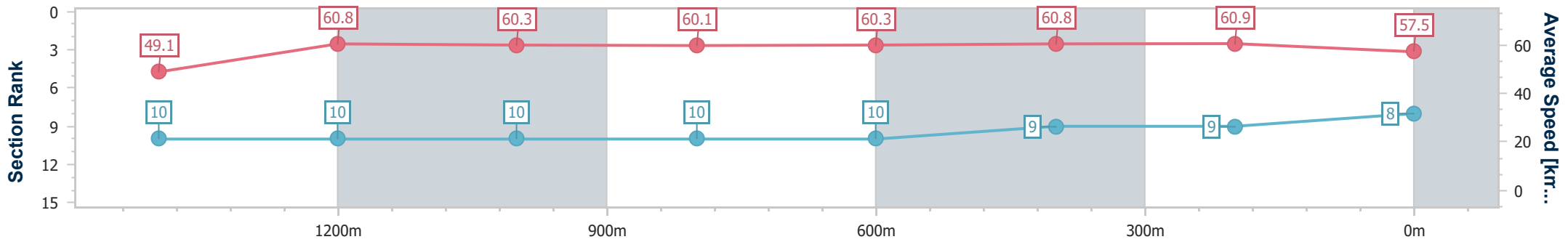
Race 6: SCHWEPPE'S BENCHMARK 58 Handicap - 1690m

26 September 2024 - 15:49

Track Rating: Good 4, Weather: Fine, Rail Position: +5m Entire



Section	Overall	1400m	1200m	1000m	800m	600m	400m	200m
Section Times	1:45.16 [8] (0:21.27)	1:23.89 [10] (0:11.85)	1:12.04 [10] (0:11.90)	1:00.14 [10] (0:11.95)	0:48.19 [10] (0:11.97)	0:36.22 [10] (0:11.78)	0:24.44 [9] (0:11.86)	0:12.58 [9] (0:12.58)
Average Speed [km/h]	49.1	60.8	60.3	60.1	60.3	60.8	60.9	57.5
Top Speed [km/h]	58.7	62.1	61.0	60.8	60.8	61.9	61.8	59.6
Avg. Dist. to Rail [m]	5.5	0.4	0.8	0.7	0.5	0.3	1.2	0.7
Avg. Stride Freq. [Hz]	2.2	2.4	2.3	2.3	2.3	2.3	2.3	2.2
Avg. Stride Length [m]	6.1	7.1	7.2	7.3	7.3	7.3	7.2	7.1



- [ ] Ranking at each section and finish
- .-.- No data available at this section
- NA No data available





Horse/Jockey Name	Good Life Diva
Final Rank	9
Fastest Section Time (Section)	0:11.81 (1400m)
Top Speed [km/h] (Section)	61.5 (1400m)
Race State	Finished



### Ipswich QLD Professional

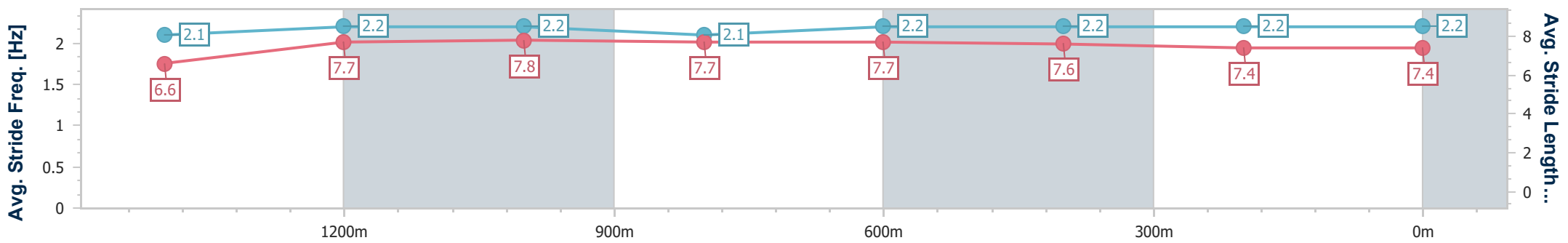
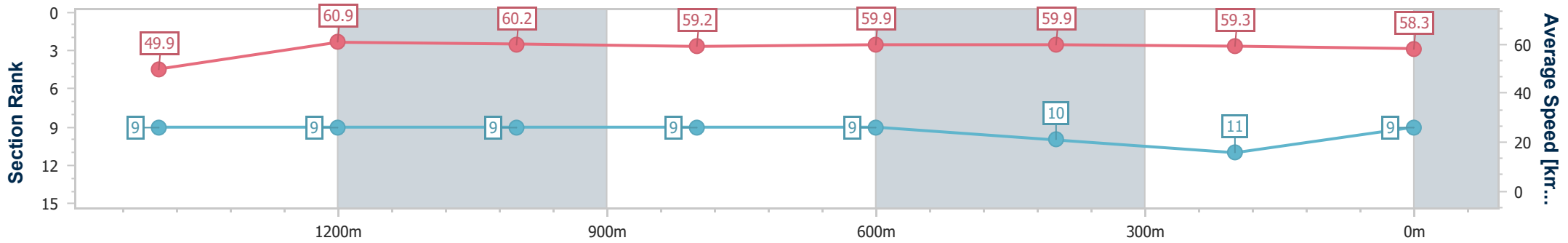
Race 6: SCHWEPPE'S BENCHMARK 58 Handicap - 1690m

26 September 2024 - 15:49



Track Rating: Good 4, Weather: Fine, Rail Position: +5m Entire

Section	Overall	1400m	1200m	1000m	800m	600m	400m	200m
Section Times	1:45.25 [9] (0:20.94)	1:24.31 [9] (0:11.81)	1:12.50 [9] (0:11.93)	1:00.57 [9] (0:12.12)	0:48.45 [9] (0:11.96)	0:36.49 [9] (0:11.98)	0:24.51 [10] (0:12.08)	0:12.43 [11] (0:12.43)
Average Speed [km/h]	49.9	60.9	60.2	59.2	59.9	59.9	59.3	58.3
Top Speed [km/h]	60.1	61.5	60.7	59.9	61.0	60.4	59.9	59.3
Avg. Dist. to Rail [m]	1.6	0.3	0.7	0.9	1.1	1.0	0.7	4.6
Avg. Stride Freq. [Hz]	2.1	2.2	2.2	2.1	2.2	2.2	2.2	2.2
Avg. Stride Length [m]	6.6	7.7	7.8	7.7	7.7	7.6	7.4	7.4



- [ ] Ranking at each section and finish
- .-.- No data available at this section
- NA No data available



Horse/Jockey Name	Bean All Ova
Final Rank	10
Fastest Section Time (Section)	0:11.92 (1400m)
Top Speed [km/h] (Section)	61.4 (1400m)
Race State	Finished



### Ipswich QLD Professional

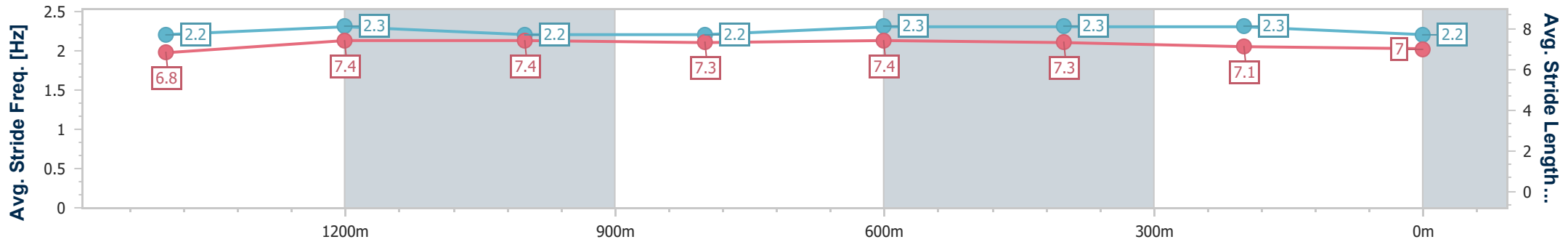
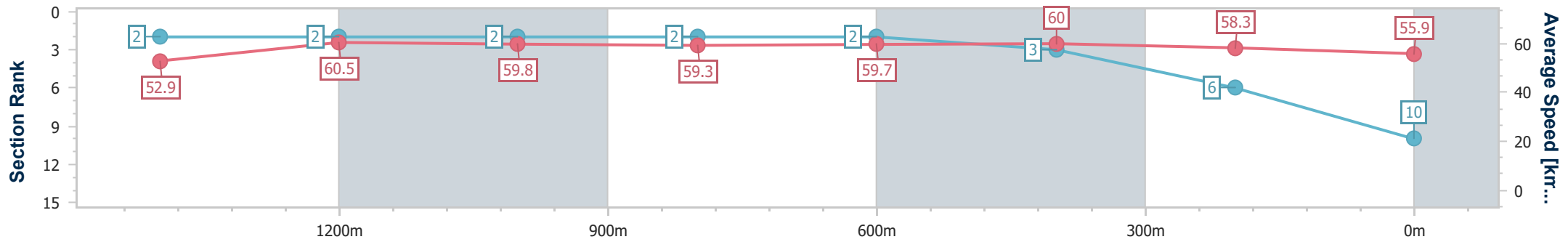
Race 6: SCHWEPPE'S BENCHMARK 58 Handicap - 1690m

26 September 2024 - 15:49



Track Rating: Good 4, Weather: Fine, Rail Position: +5m Entire

Section	Overall	1400m	1200m	1000m	800m	600m	400m	200m
Section Times	1:45.32 [10] (0:19.79)	1:25.53 [2] (0:11.92)	1:13.61 [2] (0:12.09)	1:01.52 [2] (0:12.13)	0:49.39 [2] (0:12.09)	0:37.30 [2] (0:12.02)	0:25.28 [3] (0:12.37)	0:12.91 [6] (0:12.91)
Average Speed [km/h]	52.9	60.5	59.8	59.3	59.7	60.0	58.3	55.9
Top Speed [km/h]	61.4	61.4	60.5	60.2	60.0	60.1	59.7	57.4
Avg. Dist. to Rail [m]	2.9	0.6	0.9	0.9	0.2	0.2	0.8	2.1
Avg. Stride Freq. [Hz]	2.2	2.3	2.2	2.2	2.3	2.3	2.3	2.2
Avg. Stride Length [m]	6.8	7.4	7.4	7.3	7.4	7.3	7.1	7.0



- [ ] Ranking at each section and finish
- .-.-.- No data available at this section
- NA No data available



Horse/Jockey Name	Italian Award
Final Rank	11
Fastest Section Time (Section)	0:11.84 (600m)
Top Speed [km/h] (Section)	61.1 (1400m)
Race State	Finished



Ipswich QLD Professional

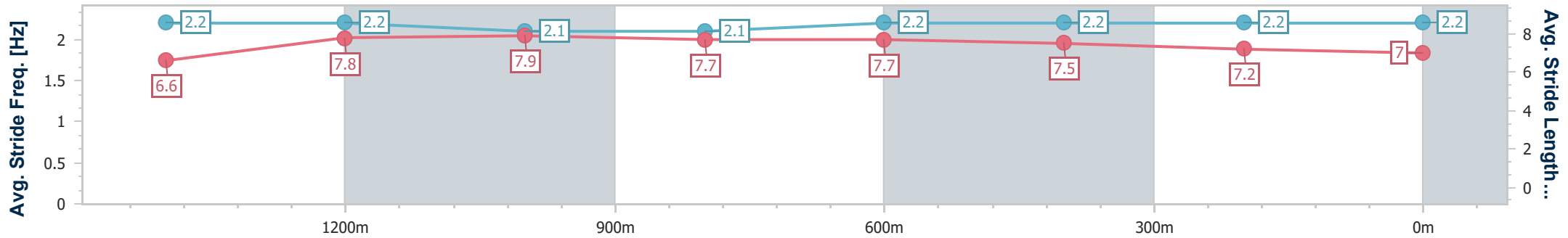
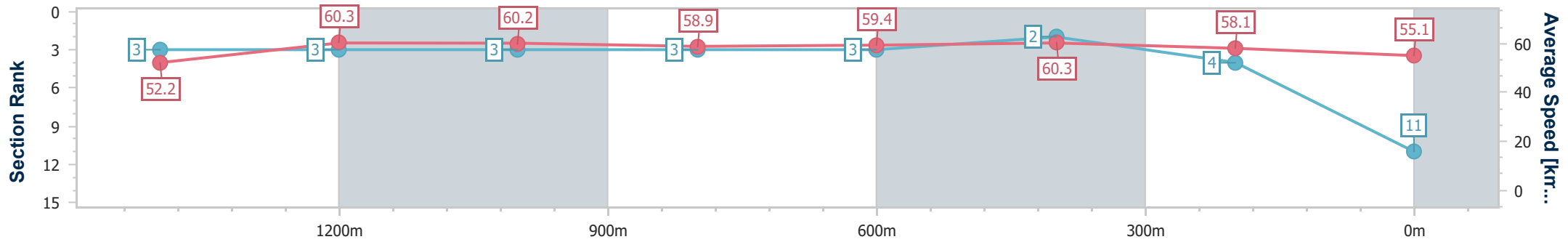
Race 6: SCHWEPPE'S BENCHMARK 58 Handicap - 1690m

26 September 2024 - 15:49

Track Rating: Good 4, Weather: Fine, Rail Position: +5m Entire



Section	Overall	1400m	1200m	1000m	800m	600m	400m	200m					
Section Times	1:45.46 [11] (0:20.03)	1:25.43 [3] (0:11.92)	1:13.51 [3] (0:11.98)	1:01.53 [3] (0:12.21)	0:49.32 [3] (0:12.06)	0:37.26 [3] (0:11.84)	0:25.42 [2] (0:12.31)	0:13.11 [4]					
Average Speed [km/h]	52.2	60.3	60.2	58.9	59.4	60.3	58.1	55.1					
Top Speed [km/h]	60.2	61.1	60.5	60.1	60.3	60.9	59.8	57.3					
Avg. Dist. to Rail [m]	1.3	0.1	0.3	0.5	1.4	1.9	0.9	0.8					
Avg. Stride Freq. [Hz]	2.2	2.2	2.1	2.1	2.2	2.2	2.2	2.2					
Avg. Stride Length [m]	6.6	7.8	7.9	7.7	7.7	7.5	7.2	7.0					



- [ ] Ranking at each section and finish
- .-.- No data available at this section
- NA No data available

Track Rating: Good 4, Weather: Fine, Rail Position: +5m Entire

Section		Overall	1000m	800m	600m	400m	200m	Last 600m					
Field Times		1:10.28 (0:13.54)	0:56.74 (0:10.62)	0:46.12 (0:11.23)	0:34.89 (0:11.48)	0:23.41 (0:11.59)	0:11.82 (0:11.82)	0:34.89					
Rank	TAB Horse/Jockey	Barrier	Top Speed [km/h]	Fastest Section								Margin	Distance Travelled [m]
1	4 <b>BAD EDUCATION</b> Noel Callow	1	67.9 Overall	0:10.90 1000m	1:10.28 [1] (0:13.80)	0:56.48 [5] (0:10.90)	0:45.58 [5] (0:11.15)	0:34.43 [6] (0:11.36)	0:23.07 [5] (0:11.34)	0:11.73 [2] (0:11.73)	1:10.28	0:34.43	
2	9 <b>REMLAPS ANGEL</b> Tiffani Brooker	7	70.6 1000m	0:10.62 1000m	1:10.73 [2] (0:13.54)	0:57.19 [1] (0:10.62)	0:46.57 [1] (0:11.23)	0:35.34 [1] (0:11.48)	0:23.86 [1] (0:11.59)	0:12.27 [1] (0:12.27)	2.65L	0:35.34	-1
3	1 <b>SCHMOOZER</b> Jasper Franklin	5	68.0 1000m	0:10.74 1000m	1:10.78 [3] (0:14.25)	0:56.53 [8] (0:10.74)	0:45.79 [8] (0:11.05)	0:34.74 [8] (0:11.36)	0:23.38 [8] (0:11.47)	0:11.91 [4] (0:11.91)	2.9L	0:34.74	+0
4	6 <b>I AM A MARVEL</b> Les Tilley	4	69.0 Overall	0:10.84 1000m	1:10.87 [4] (0:13.97)	0:56.90 [6] (0:10.84)	0:46.06 [6] (0:11.10)	0:34.96 [7] (0:11.46)	0:23.50 [7] (0:11.56)	0:11.94 [5] (0:11.94)	3.47L	0:34.96	+1
5	5 <b>MEAN APPROACH</b> Sean Cormack	8	68.9 1000m	0:10.66 1000m	1:11.01 [5] (0:13.60)	0:57.41 [2] (0:10.66)	0:46.75 [2] (0:11.24)	0:35.51 [2] (0:11.44)	0:24.07 [2] (0:11.81)	0:12.26 [3] (0:12.26)	4.3L	0:35.51	+4
6	3 <b>AHEADOFHISTIME</b> Andrew Mallyon	6	68.0 1000m	0:10.74 1000m	1:11.18 [6] (0:14.28)	0:56.90 [9] (0:10.74)	0:46.16 [9] (0:11.10)	0:35.06 [9] (0:11.50)	0:23.56 [9] (0:11.54)	0:12.02 [9] (0:12.02)	5.3L	0:35.06	+2
7	11 <b>TRES REDOUTE</b> James Orman	3	68.2 1000m	0:10.77 1000m	1:11.24 [7] (0:13.71)	0:57.53 [4] (0:10.77)	0:46.76 [4] (0:11.19)	0:35.57 [3] (0:11.45)	0:24.12 [3] (0:11.84)	0:12.28 [7] (0:12.28)	5.65L	0:35.57	+5
8	2 <b>HALFAHOPE</b> Boris Thornton	9	67.2 1000m	0:10.84 1000m	1:11.59 [8] (0:14.01)	0:57.58 [7] (0:10.84)	0:46.74 [7] (0:10.98)	0:35.76 [5] (0:11.36)	0:24.40 [4] (0:11.88)	0:12.52 [8] (0:12.52)	7.7L	0:35.76	+7
9	8 <b>COMMAND APPROVED</b> Dan McGillivray	2	69.4 Overall	0:10.75 1000m	1:11.80 [9] (0:13.62)	0:58.18 [3] (0:10.75)	0:47.43 [3] (0:11.34)	0:36.09 [4] (0:11.50)	0:24.59 [5] (0:11.74)	0:12.85 [6] (0:12.85)	8.9L	0:36.09	-3

Scratched: Kemi Zabi (#7), Count Nicholas (#12), Prince Of Sooview (#10)



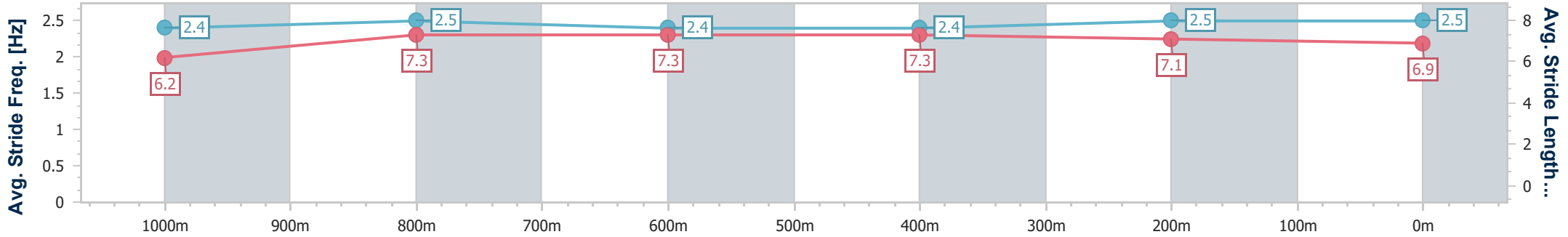
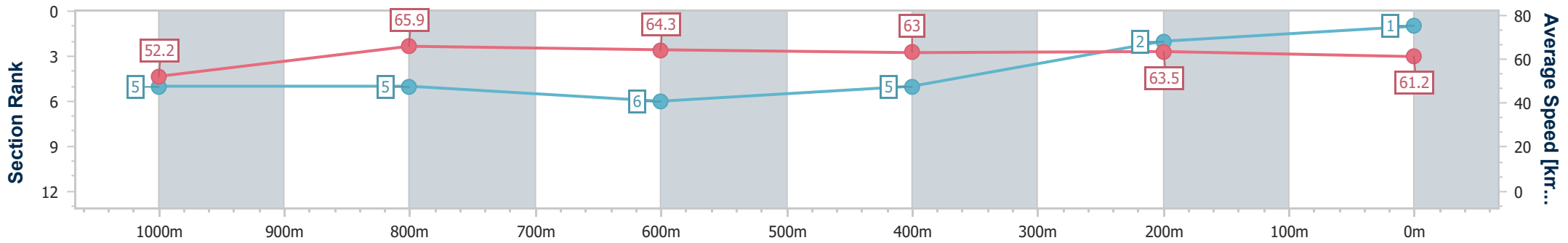
Horse/Jockey Name	Bad Education
Final Rank	1
Fastest Section Time (Section)	0:10.90 (1000m)
Top Speed [km/h] (Section)	67.9 (Overall)
Race State	Finished



Ipswich QLD Professional  
 Race 7: GORDON'S GIN BENCHMARK 65 Handicap - 1200m  
 26 September 2024 - 16:30  
 Track Rating: Good 4, Weather: Fine, Rail Position: +5m Entire



Section	Overall	1000m	800m	600m	400m	200m
Section Times	1:10.28 [1] (0:13.80)	0:56.48 [5] (0:10.90)	0:45.58 [5] (0:11.15)	0:34.43 [6] (0:11.36)	0:23.07 [5] (0:11.34)	0:11.73 [2] (0:11.73)
Average Speed [km/h]	52.2	65.9	64.3	63.0	63.5	61.2
Top Speed [km/h]	67.9	67.8	65.4	63.9	64.8	63.7
Avg. Dist. to Rail [m]	1.1	0.8	1.2	0.9	0.5	1.5
Avg. Stride Freq. [Hz]	2.4	2.5	2.4	2.4	2.5	2.5
Avg. Stride Length [m]	6.2	7.3	7.3	7.3	7.1	6.9



- [ ] Ranking at each section and finish
- .-.- No data available at this section
- NA No data available



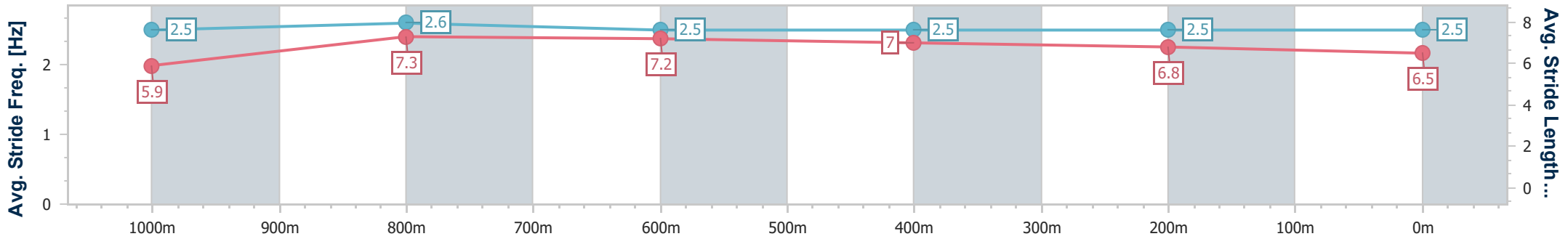
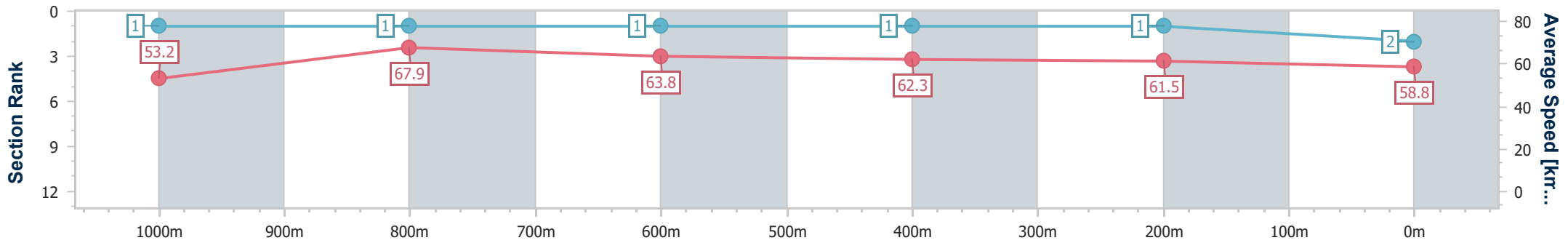
Horse/Jockey Name	Remlaps Angel
Final Rank	2
Fastest Section Time (Section)	0:10.62 (1000m)
Top Speed [km/h] (Section)	70.6 (1000m)
Race State	Finished



Ipswich QLD Professional  
 Race 7: GORDON'S GIN BENCHMARK 65 Handicap - 1200m  
 26 September 2024 - 16:30  
 Track Rating: Good 4, Weather: Fine, Rail Position: +5m Entire



Section	Overall	1000m	800m	600m	400m	200m
Section Times	1:10.73 [2] (0:13.54)	0:57.19 [1] (0:10.62)	0:46.57 [1] (0:11.23)	0:35.34 [1] (0:11.48)	0:23.86 [1] (0:11.59)	0:12.27 [1] (0:12.27)
Average Speed [km/h]	53.2	67.9	63.8	62.3	61.5	58.8
Top Speed [km/h]	70.3	70.6	64.8	63.3	62.5	61.5
Avg. Dist. to Rail [m]	5.3	0.6	1.2	1.6	1.4	0.6
Avg. Stride Freq. [Hz]	2.5	2.6	2.5	2.5	2.5	2.5
Avg. Stride Length [m]	5.9	7.3	7.2	7.0	6.8	6.5



- [ ] Ranking at each section and finish
- .-.- No data available at this section
- NA No data available



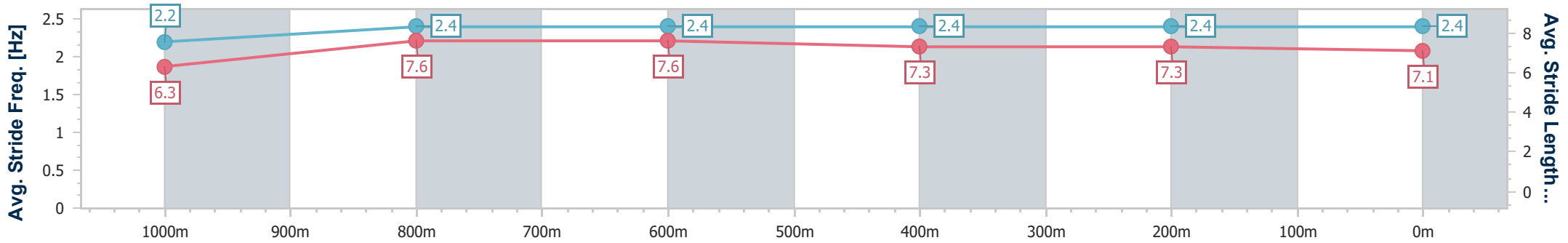
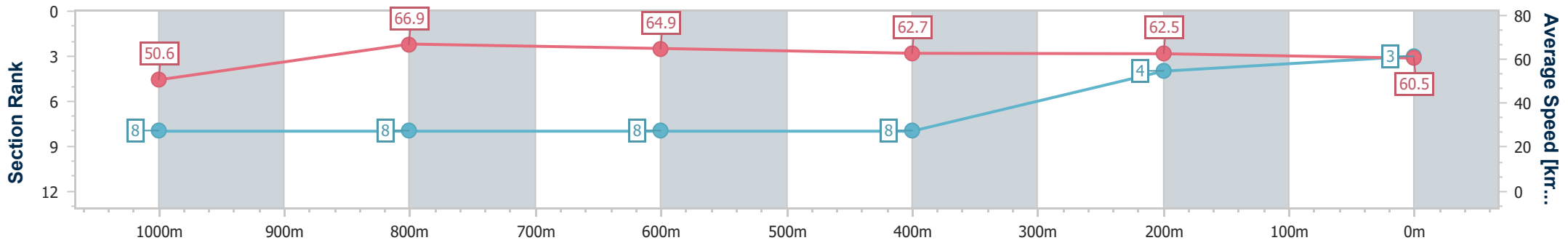
Horse/Jockey Name	Schmoozer
Final Rank	3
Fastest Section Time (Section)	0:10.74 (1000m)
Top Speed [km/h] (Section)	68.0 (1000m)
Race State	Finished



Ipswich QLD Professional  
 Race 7: GORDON'S GIN BENCHMARK 65 Handicap - 1200m  
 26 September 2024 - 16:30  
 Track Rating: Good 4, Weather: Fine, Rail Position: +5m Entire



Section	Overall	1000m	800m	600m	400m	200m
Section Times	1:10.78 [3] (0:14.25)	0:56.53 [8] (0:10.74)	0:45.79 [8] (0:11.05)	0:34.74 [8] (0:11.36)	0:23.38 [8] (0:11.47)	0:11.91 [4]
Average Speed [km/h]	50.6	66.9	64.9	62.7	62.5	60.5
Top Speed [km/h]	66.7	68.0	66.0	63.7	64.3	63.6
Avg. Dist. to Rail [m]	4.6	0.6	1.5	1.7	1.0	0.5
Avg. Stride Freq. [Hz]	2.2	2.4	2.4	2.4	2.4	2.4
Avg. Stride Length [m]	6.3	7.6	7.6	7.3	7.3	7.1



- [ ] Ranking at each section and finish
- .-.- No data available at this section
- NA No data available



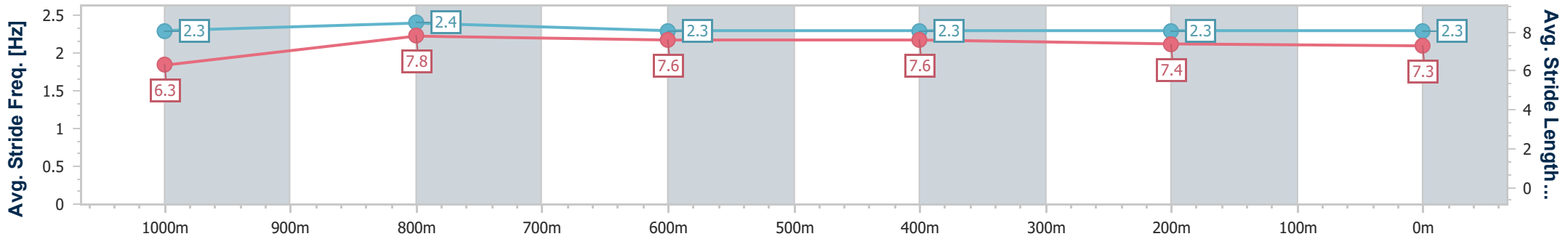
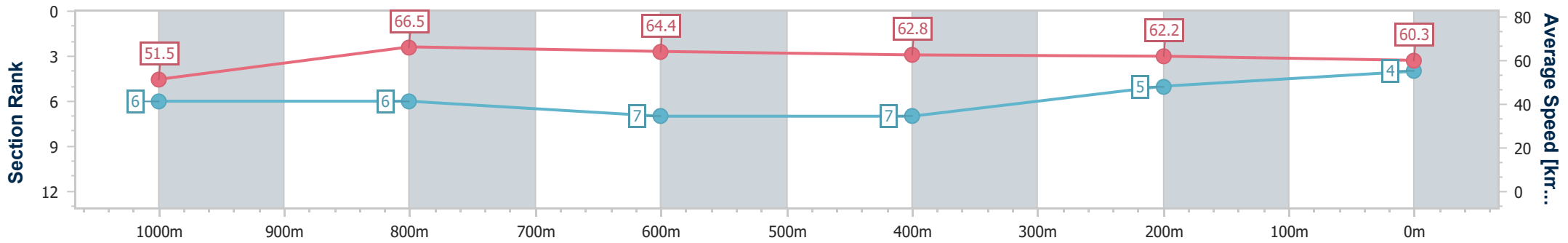
Horse/Jockey Name	I Am A Marvel
Final Rank	4
Fastest Section Time (Section)	0:10.84 (1000m)
Top Speed [km/h] (Section)	69.0 (Overall)
Race State	Finished



Ipswich QLD Professional  
 Race 7: GORDON'S GIN BENCHMARK 65 Handicap - 1200m  
 26 September 2024 - 16:30  
 Track Rating: Good 4, Weather: Fine, Rail Position: +5m Entire



Section	Overall	1000m	800m	600m	400m	200m
Section Times	1:10.87 [4] (0:13.97)	0:56.90 [6] (0:10.84)	0:46.06 [6] (0:11.10)	0:34.96 [7] (0:11.46)	0:23.50 [7] (0:11.56)	0:11.94 [5]
Average Speed [km/h]	51.5	66.5	64.4	62.8	62.2	60.3
Top Speed [km/h]	69.0	68.5	66.2	63.9	63.4	63.3
Avg. Dist. to Rail [m]	3.0	0.4	0.9	0.6	0.8	1.7
Avg. Stride Freq. [Hz]	2.3	2.4	2.3	2.3	2.3	2.3
Avg. Stride Length [m]	6.3	7.8	7.6	7.6	7.4	7.3



- [ ] Ranking at each section and finish
- .-.- No data available at this section
- NA No data available





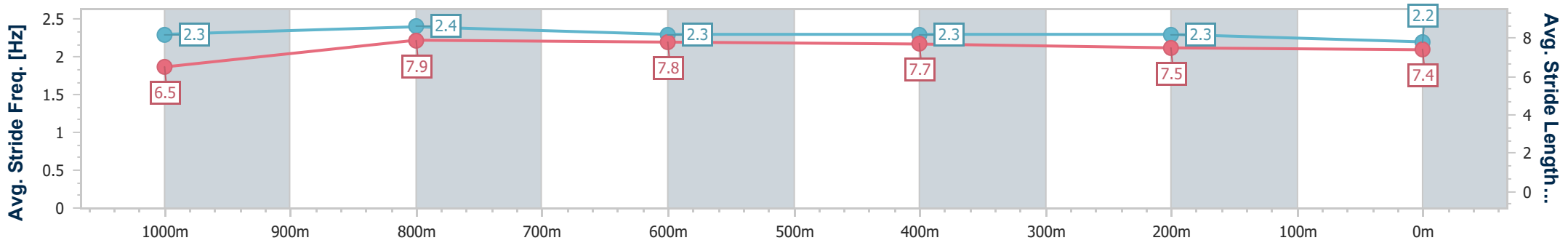
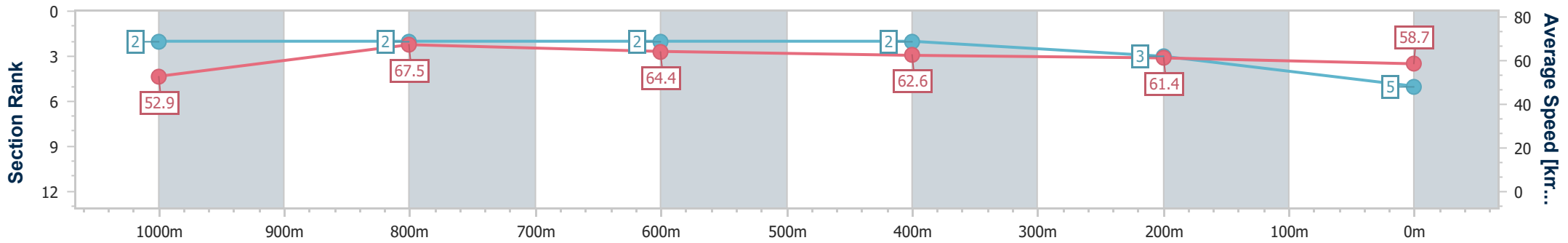
Horse/Jockey Name	Mean Approach
Final Rank	5
Fastest Section Time (Section)	0:10.66 (1000m)
Top Speed [km/h] (Section)	68.9 (1000m)
Race State	Finished



Ipswich QLD Professional  
 Race 7: GORDON'S GIN BENCHMARK 65 Handicap - 1200m  
 26 September 2024 - 16:30  
 Track Rating: Good 4, Weather: Fine, Rail Position: +5m Entire



Section	Overall	1000m	800m	600m	400m	200m
Section Times	1:11.01 [5] (0:13.60)	0:57.41 [2] (0:10.66)	0:46.75 [2] (0:11.24)	0:35.51 [2] (0:11.44)	0:24.07 [2] (0:11.81)	0:12.26 [3] (0:12.26)
Average Speed [km/h]	52.9	67.5	64.4	62.6	61.4	58.7
Top Speed [km/h]	68.1	68.9	65.5	64.0	62.2	61.1
Avg. Dist. to Rail [m]	7.3	0.9	0.4	0.4	2.8	4.0
Avg. Stride Freq. [Hz]	2.3	2.4	2.3	2.3	2.3	2.2
Avg. Stride Length [m]	6.5	7.9	7.8	7.7	7.5	7.4



- [ ] Ranking at each section and finish
- .-.- No data available at this section
- NA No data available



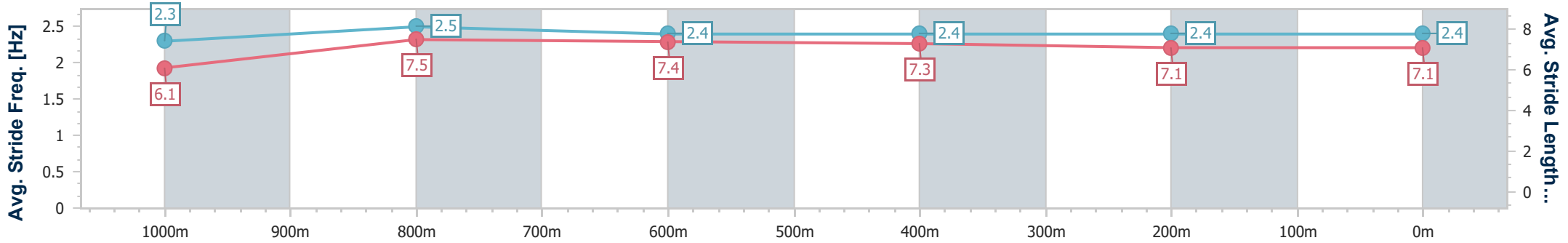
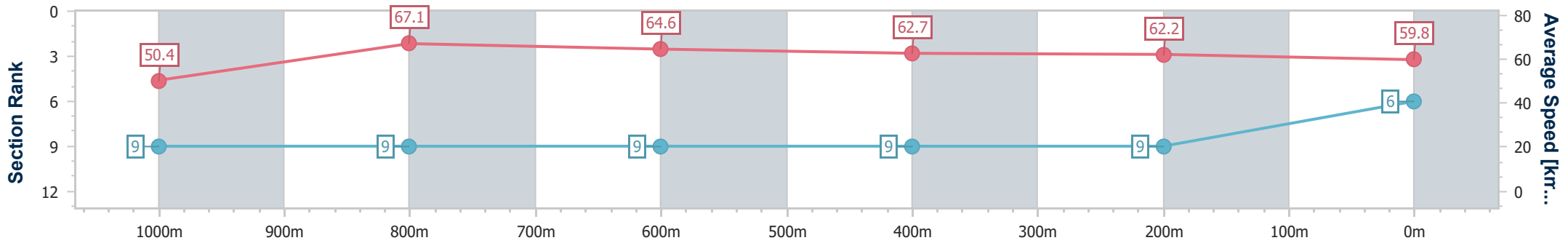
Horse/Jockey Name	Aheadofhistime
Final Rank	6
Fastest Section Time (Section)	0:10.74 (1000m)
Top Speed [km/h] (Section)	68.0 (1000m)
Race State	Finished



Ipswich QLD Professional  
 Race 7: GORDON'S GIN BENCHMARK 65 Handicap - 1200m  
 26 September 2024 - 16:30  
 Track Rating: Good 4, Weather: Fine, Rail Position: +5m Entire



Section	Overall	1000m	800m	600m	400m	200m
Section Times	1:11.18 [6] (0:14.28)	0:56.90 [9] (0:10.74)	0:46.16 [9] (0:11.10)	0:35.06 [9] (0:11.50)	0:23.56 [9] (0:11.54)	0:12.02 [9] (0:12.02)
Average Speed [km/h]	50.4	67.1	64.6	62.7	62.2	59.8
Top Speed [km/h]	67.4	68.0	66.1	63.3	63.6	61.7
Avg. Dist. to Rail [m]	5.4	0.8	0.5	0.8	1.3	4.3
Avg. Stride Freq. [Hz]	2.3	2.5	2.4	2.4	2.4	2.4
Avg. Stride Length [m]	6.1	7.5	7.4	7.3	7.1	7.1



- [ ] Ranking at each section and finish
- .-.- No data available at this section
- NA No data available



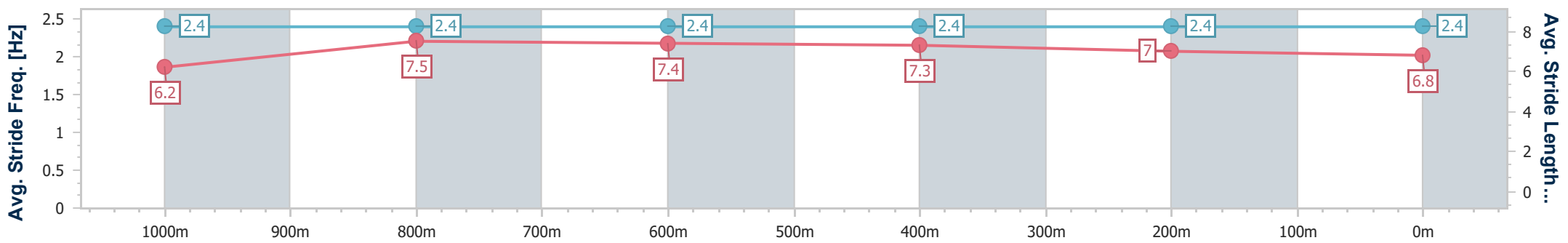
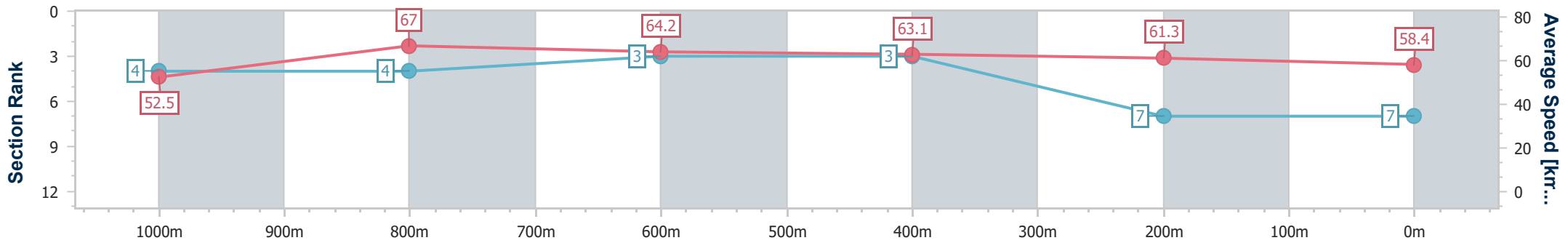
Horse/Jockey Name	Tres Redoute
Final Rank	7
Fastest Section Time (Section)	0:10.77 (1000m)
Top Speed [km/h] (Section)	68.2 (1000m)
Race State	Finished



Ipswich QLD Professional  
 Race 7: GORDON'S GIN BENCHMARK 65 Handicap - 1200m  
 26 September 2024 - 16:30  
 Track Rating: Good 4, Weather: Fine, Rail Position: +5m Entire



Section	Overall	1000m	800m	600m	400m	200m
Section Times	1:11.24 [7] (0:13.71)	0:57.53 [4] (0:10.77)	0:46.76 [4] (0:11.19)	0:35.57 [3] (0:11.45)	0:24.12 [3] (0:11.84)	0:12.28 [7] (0:12.28)
Average Speed [km/h]	52.5	67.0	64.2	63.1	61.3	58.4
Top Speed [km/h]	68.2	68.2	66.2	64.0	62.6	61.2
Avg. Dist. to Rail [m]	4.1	0.8	0.2	0.3	3.1	5.2
Avg. Stride Freq. [Hz]	2.4	2.4	2.4	2.4	2.4	2.4
Avg. Stride Length [m]	6.2	7.5	7.4	7.3	7.0	6.8



- [ ] Ranking at each section and finish
- .-.- No data available at this section
- NA No data available



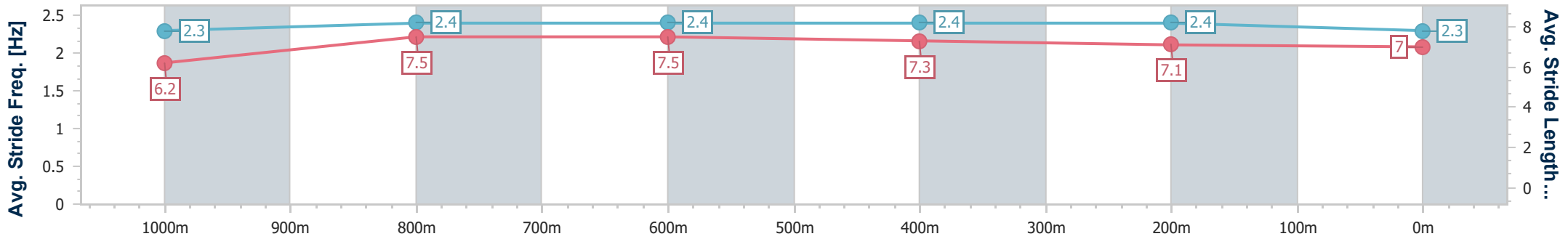
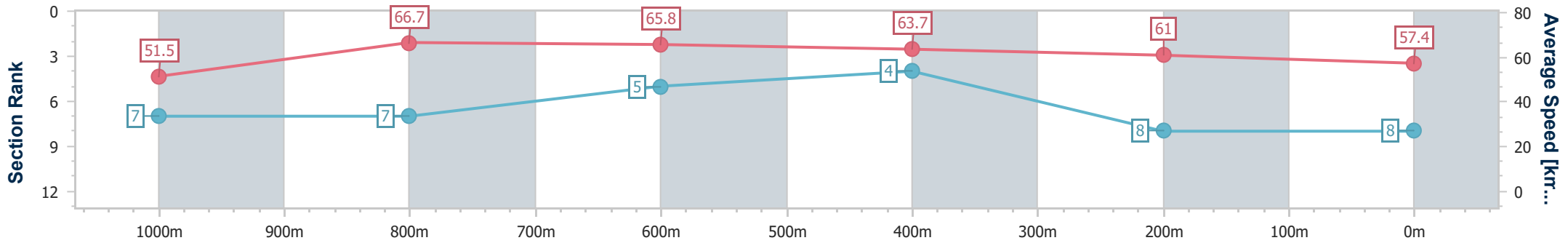
Horse/Jockey Name	Halfahope
Final Rank	8
Fastest Section Time (Section)	0:10.84 (1000m)
Top Speed [km/h] (Section)	67.2 (1000m)
Race State	Finished



Ipswich QLD Professional  
 Race 7: GORDON'S GIN BENCHMARK 65 Handicap - 1200m  
 26 September 2024 - 16:30  
 Track Rating: Good 4, Weather: Fine, Rail Position: +5m Entire



Section	Overall	1000m	800m	600m	400m	200m
Section Times	1:11.59 [8] (0:14.01)	0:57.58 [7] (0:10.84)	0:46.74 [7] (0:10.98)	0:35.76 [5] (0:11.36)	0:24.40 [4] (0:11.88)	0:12.52 [8] (0:12.52)
Average Speed [km/h]	51.5	66.7	65.8	63.7	61.0	57.4
Top Speed [km/h]	66.6	67.2	66.6	65.3	62.4	60.3
Avg. Dist. to Rail [m]	7.2	2.0	1.1	1.2	2.4	5.7
Avg. Stride Freq. [Hz]	2.3	2.4	2.4	2.4	2.4	2.3
Avg. Stride Length [m]	6.2	7.5	7.5	7.3	7.1	7.0



- [ ] Ranking at each section and finish
- .-.- No data available at this section
- NA No data available



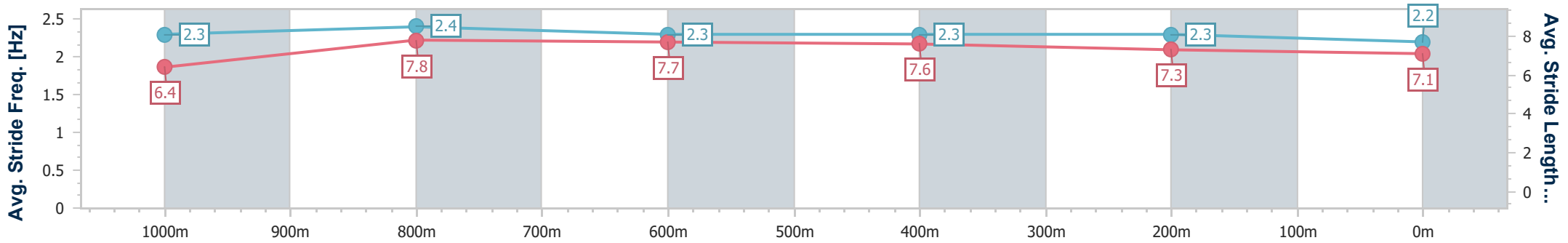
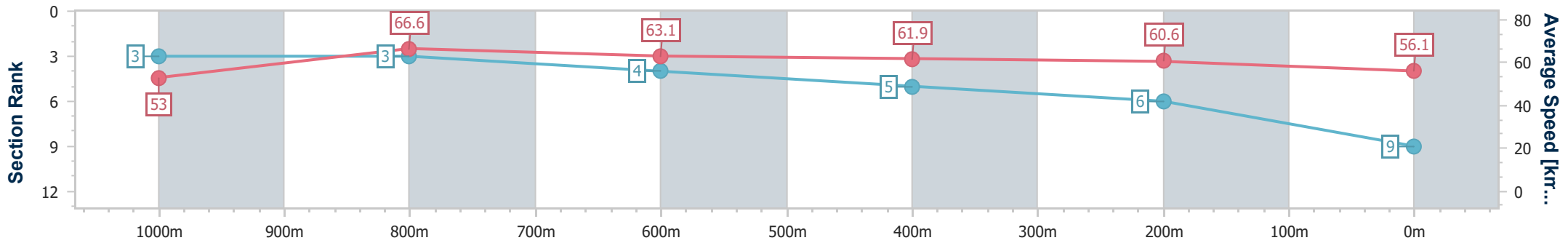
Horse/Jockey Name	Command Approved
Final Rank	9
Fastest Section Time (Section)	0:10.75 (1000m)
Top Speed [km/h] (Section)	69.4 (Overall)
Race State	Finished



Ipswich QLD Professional  
 Race 7: GORDON'S GIN BENCHMARK 65 Handicap - 1200m  
 26 September 2024 - 16:30  
 Track Rating: Good 4, Weather: Fine, Rail Position: +5m Entire



Section	Overall	1000m	800m	600m	400m	200m
Section Times	1:11.80 [9] (0:13.62)	0:58.18 [3] (0:10.75)	0:47.43 [3] (0:11.34)	0:36.09 [4] (0:11.50)	0:24.59 [5] (0:11.74)	0:12.85 [6] (0:12.85)
Average Speed [km/h]	53.0	66.6	63.1	61.9	60.6	56.1
Top Speed [km/h]	69.4	69.1	64.1	63.2	61.5	59.9
Avg. Dist. to Rail [m]	1.9	1.0	1.8	2.5	2.7	2.0
Avg. Stride Freq. [Hz]	2.3	2.4	2.3	2.3	2.3	2.2
Avg. Stride Length [m]	6.4	7.8	7.7	7.6	7.3	7.1



- [ ] Ranking at each section and finish
- .-.- No data available at this section
- NA No data available

Track Rating: Good 4, Weather: Fine, Rail Position: +5m Entire

Section		Field Times										Last 600m		
		Overall	1000m	800m	600m	400m	200m						0:36.24	
		1:11.37 (0:13.34)	0:58.03 (0:10.72)	0:47.31 (0:11.07)	0:36.24 (0:11.67)	0:24.57 (0:12.40)	0:12.17 (0:12.17)							
Rank	TAB	Horse/Jockey	Barrier	Top Speed [km/h]	Fastest Section							Margin	Distance Travelled [m]	
1	7	<b>QUEST OF QUESTS</b> Ryan Maloney	7	66.4 1000m	0:11.03 1000m	1:11.37 [1] (0:13.86)	0:57.51 [4] (0:11.03)	0:46.48 [7] (0:11.21)	0:35.27 [7] (0:11.53)	0:23.74 [7] (0:11.86)	0:11.88 [3] (0:11.88)	1:11.37	0:35.27	
2	12	<b>HARD TO DISMISS</b> Kyle Wilson-Taylor	2	66.8 1000m	0:10.91 1000m	1:11.57 [2] (0:13.90)	0:57.67 [7] (0:10.91)	0:46.76 [6] (0:11.27)	0:35.49 [6] (0:11.54)	0:23.95 [6] (0:11.97)	0:11.98 [4] (0:11.98)	1.16L	0:35.49	-6
3	4	<b>RECANATI</b> Nathan Fazackerley	3	67.2 Overall	0:11.02 1000m	1:11.61 [3] (0:13.97)	0:57.64 [10] (0:11.02)	0:46.62 [9] (0:11.27)	0:35.35 [9] (0:11.57)	0:23.78 [9] (0:11.78)	0:12.00 [6] (0:12.00)	1.39L	0:35.35	-6
4	22	<b>FLYING TYROL</b> Jason Taylor	6	66.2 Overall	0:11.06 1000m	1:11.64 [4] (0:14.03)	0:57.61 [11] (0:11.06)	0:46.55 [10] (0:11.31)	0:35.24 [11] (0:11.51)	0:23.73 [12] (0:11.73)	0:12.00 [8] (0:12.00)	1.56L	0:35.24	-2
5	1	<b>ACES UP</b> Samantha Collett	8	68.5 1000m	0:10.78 1000m	1:11.79 [5] (0:13.88)	0:57.91 [5] (0:10.78)	0:47.13 [4] (0:11.20)	0:35.93 [4] (0:11.56)	0:24.37 [4] (0:11.97)	0:12.40 [2] (0:12.40)	2.48L	0:35.93	+0
6	14	<b>LITTLE SPARK</b> Andrew Mallyon	10	67.2 Overall	0:11.05 1000m	1:11.90 [6] (0:13.88)	0:58.02 [6] (0:11.05)	0:46.97 [8] (0:11.22)	0:35.75 [8] (0:11.52)	0:24.23 [8] (0:11.94)	0:12.29 [5] (0:12.29)	3.09L	0:35.75	+1
7	21	<b>HELLO IN THERE</b> Georgina Cartwright	11	66.5 Overall	0:11.16 1000m	1:12.02 [7] (0:13.94)	0:58.08 [9] (0:11.16)	0:46.92 [11] (0:11.22)	0:35.70 [10] (0:11.53)	0:24.17 [10] (0:11.85)	0:12.32 [10] (0:12.32)	3.81L	0:35.70	+3
8	17	<b>DUPONT</b> Jai Williams	5	66.8 1000m	0:10.93 1000m	1:12.52 [8] (0:13.77)	0:58.75 [3] (0:10.93)	0:47.82 [5] (0:11.17)	0:36.65 [5] (0:11.63)	0:25.02 [5] (0:12.27)	0:12.75 [11] (0:12.75)	6.78L	0:36.65	-4
9	2	<b>IT'S HELLS BELLS</b> Angela Jones	12	69.1 Overall	0:10.72 1000m	1:12.87 [9] (0:13.34)	0:59.53 [1] (0:10.72)	0:48.81 [1] (0:11.07)	0:37.74 [1] (0:11.67)	0:26.07 [1] (0:12.40)	0:13.67 [1] (0:13.67)	8.83L	0:37.74	-5
10	19	<b>DARKENED DESTINY</b> Michael Schrapel	1	68.3 1000m	0:10.80 1000m	1:12.93 [10] (0:13.67)	0:59.26 [2] (0:10.80)	0:48.46 [2] (0:11.17)	0:37.29 [3] (0:11.69)	0:25.60 [3] (0:12.30)	0:13.30 [7] (0:13.30)	9.19L	0:37.29	-6

Scratched: Tapis Magique (#8), Elle Of A Belle (#9), Cryptic Prism (#20), Electric Arrow (#13), Boomi's Buddy (#18), Miss Bacall (#11), Laser Beam (#6), Littlemisscancan (#15), Charged (#16), Little Charmer (



# Ipswich QLD Professional

## Race 8: RIVER 94.9FM RATINGS BAND 0 - 58 Handicap - 1200m

26 September 2024 - 17:05



Track Rating: Good 4, Weather: Fine, Rail Position: +5m Entire

Section		Overall	1000m	800m	600m	400m	200m	Last 600m					
Field Times		1:11.37 (0:13.34)	0:58.03 (0:10.72)	0:47.31 (0:11.07)	0:36.24 (0:11.67)	0:24.57 (0:12.40)	0:12.17 (0:12.17)	0:36.24					
Rank	TAB Horse/Jockey	Barrier	Top Speed [km/h]	Fastest Section	Margin							Distance Travelled [m]	
11	5 EXPOSITION Jade Hampson	4	67.0 1000m	0:10.86 1000m	1:13.20 [11] (0:14.64)	0:58.56 [12] (0:10.86)	0:47.70 [12] (0:11.06)	0:36.64 [12] (0:11.33)	0:25.31 [11] (0:12.03)	0:13.28 [12] (0:13.28)	10.78L	0:36.64	+6
12	3 KEWELL Shania Willis	9	69.8 1000m	0:10.56 1000m	1:13.21 [12] (0:13.93)	0:59.28 [8] (0:10.56)	0:48.72 [3] (0:11.10)	0:37.62 [2] (0:11.68)	0:25.94 [2] (0:12.38)	0:13.56 [9] (0:13.56)	10.82L	0:37.62	+0

Scratched: Tapis Magique (#8), Elle Of A Belle (#9), Cryptic Prism (#20), Electric Arrow (#13), Boomi's Buddy (#18), Miss Bacall (#11), Laser Beam (#6), Littlemisscancan (#15), Charged (#16), Little Charmer (

[ ] Ranking at each section and finish  
 -:-:- No data available at this section  
 NA No data available

SCN Saddle cloth number  
 DNF Did not finish  
 DNT Did not track



Horse/Jockey Name	Quest Of Quests
Final Rank	1
Fastest Section Time (Section)	0:11.03 (1000m)
Top Speed [km/h] (Section)	66.4 (1000m)
Race State	Finished



### Ipswich QLD Professional

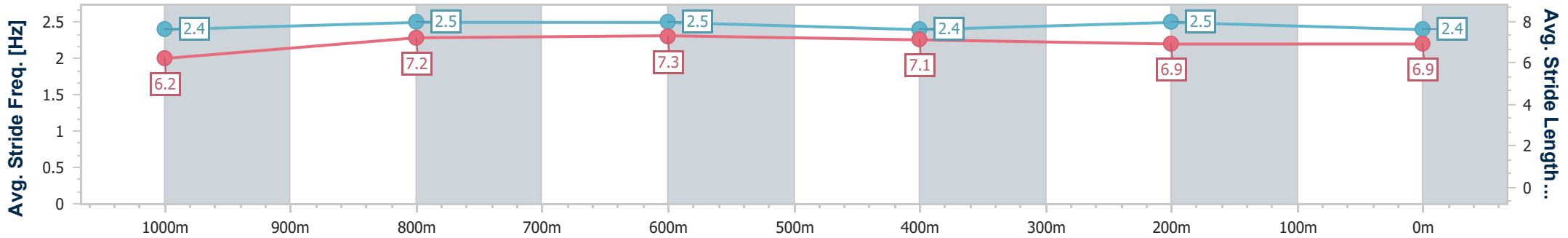
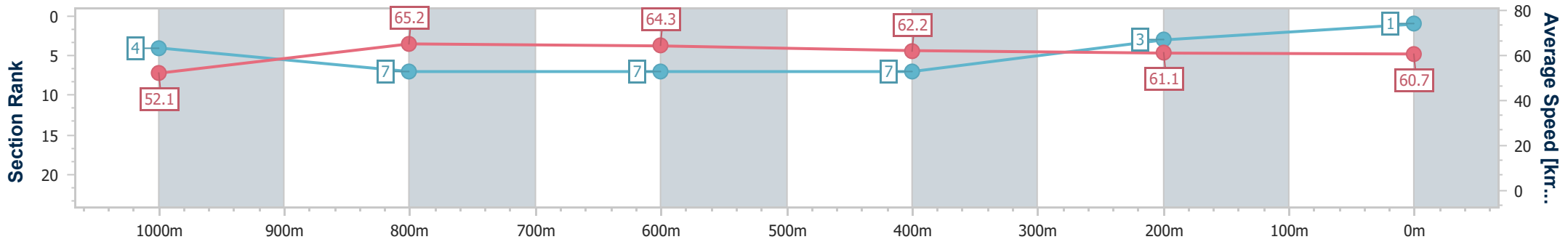
Race 8: RIVER 94.9FM RATINGS BAND 0 - 58 Handicap - 1200m



26 September 2024 - 17:05

Track Rating: Good 4, Weather: Fine, Rail Position: +5m Entire

Section	Overall	1000m	800m	600m	400m	200m
Section Times	1:11.37 [1] (0:13.86)	0:57.51 [4] (0:11.03)	0:46.48 [7] (0:11.21)	0:35.27 [7] (0:11.53)	0:23.74 [7] (0:11.86)	0:11.88 [3] (0:11.88)
Average Speed [km/h]	52.1	65.2	64.3	62.2	61.1	60.7
Top Speed [km/h]	66.4	66.4	64.6	64.1	62.3	61.8
Avg. Dist. to Rail [m]	5.1	1.2	0.5	0.4	3.6	4.0
Avg. Stride Freq. [Hz]	2.4	2.5	2.5	2.4	2.5	2.4
Avg. Stride Length [m]	6.2	7.2	7.3	7.1	6.9	6.9



- [ ] Ranking at each section and finish
- .-.- No data available at this section
- NA No data available





Horse/Jockey Name	Hard To Dismiss
Final Rank	2
Fastest Section Time (Section)	0:10.91 (1000m)
Top Speed [km/h] (Section)	66.8 (1000m)
Race State	Finished



### Ipswich QLD Professional

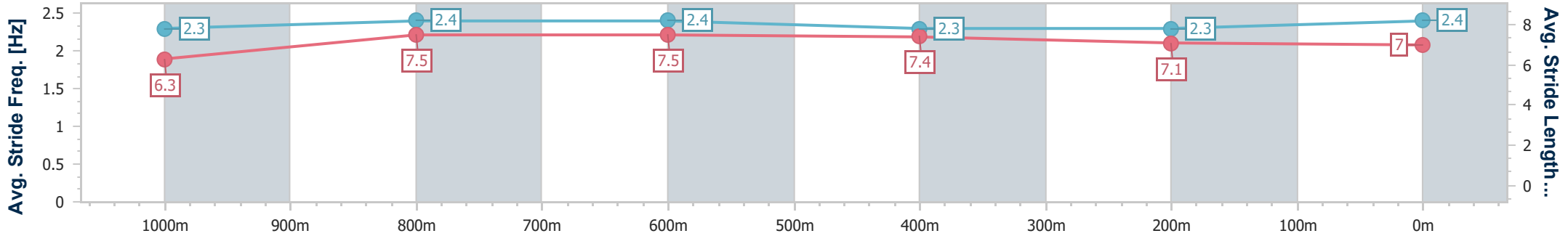
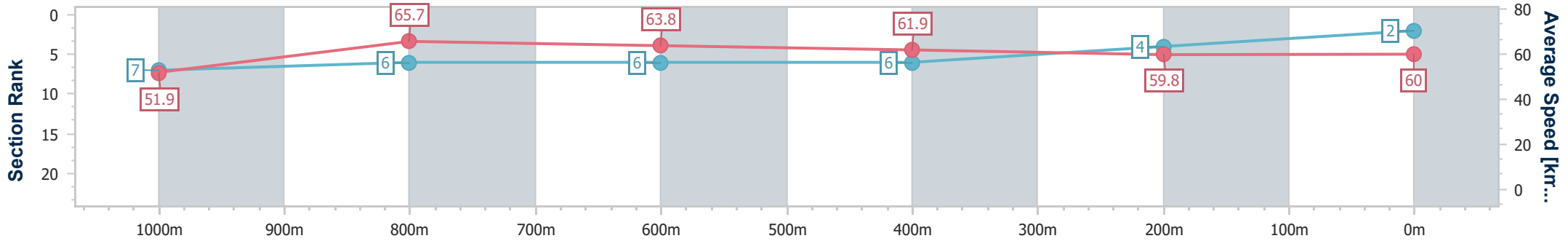
Race 8: RIVER 94.9FM RATINGS BAND 0 - 58 Handicap - 1200m



26 September 2024 - 17:05

Track Rating: Good 4, Weather: Fine, Rail Position: +5m Entire

Section	Overall	1000m	800m	600m	400m	200m
Section Times	1:11.57 [2] (0:13.90)	0:57.67 [7] (0:10.91)	0:46.76 [6] (0:11.27)	0:35.49 [6] (0:11.54)	0:23.95 [6] (0:11.97)	0:11.98 [4] (0:11.98)
Average Speed [km/h]	51.9	65.7	63.8	61.9	59.8	60.0
Top Speed [km/h]	66.6	66.8	64.5	63.7	62.0	62.5
Avg. Dist. to Rail [m]	2.5	0.7	1.2	1.4	1.0	0.7
Avg. Stride Freq. [Hz]	2.3	2.4	2.4	2.3	2.3	2.4
Avg. Stride Length [m]	6.3	7.5	7.5	7.4	7.1	7.0



- [ ] Ranking at each section and finish
- .-.- No data available at this section
- NA No data available



Horse/Jockey Name	Recanati
Final Rank	3
Fastest Section Time (Section)	0:11.02 (1000m)
Top Speed [km/h] (Section)	67.2 (Overall)
Race State	Finished



### Ipswich QLD Professional

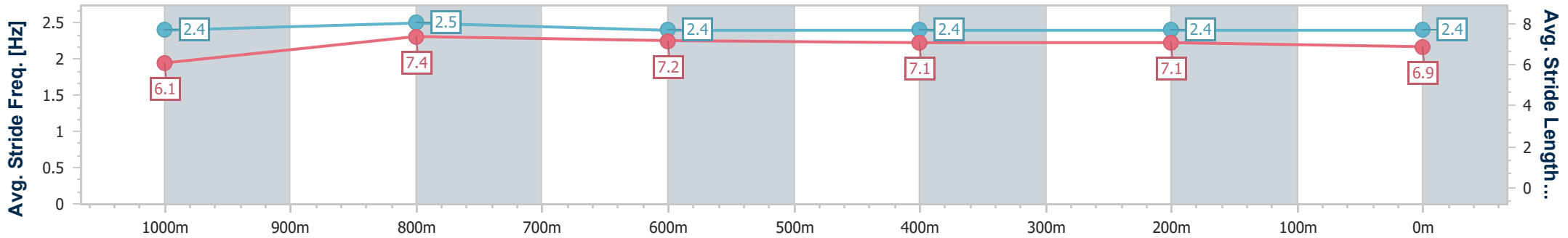
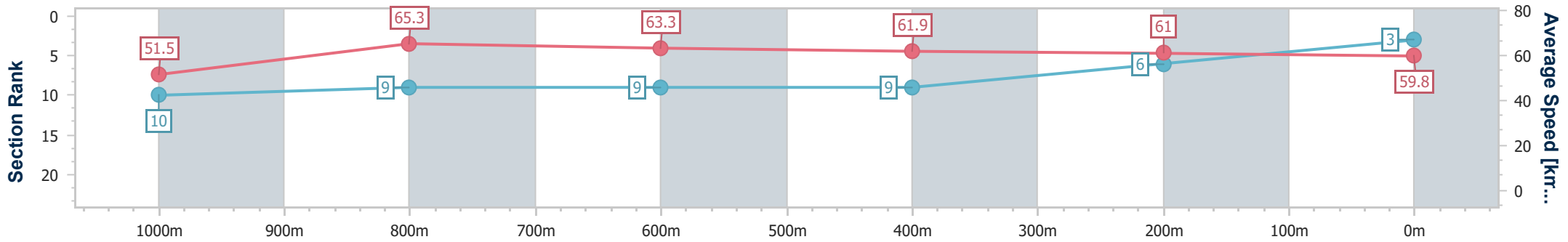
Race 8: RIVER 94.9FM RATINGS BAND 0 - 58 Handicap - 1200m



26 September 2024 - 17:05

Track Rating: Good 4, Weather: Fine, Rail Position: +5m Entire

Section	Overall	1000m	800m	600m	400m	200m
Section Times	1:11.61 [3] (0:13.97)	0:57.64 [10] (0:11.02)	0:46.62 [9] (0:11.27)	0:35.35 [9] (0:11.57)	0:23.78 [9] (0:11.78)	0:12.00 [6]
Average Speed [km/h]	51.5	65.3	63.3	61.9	61.0	59.8
Top Speed [km/h]	67.2	65.8	64.9	64.0	62.2	62.2
Avg. Dist. to Rail [m]	4.0	0.7	1.6	1.5	1.6	3.0
Avg. Stride Freq. [Hz]	2.4	2.5	2.4	2.4	2.4	2.4
Avg. Stride Length [m]	6.1	7.4	7.2	7.1	7.1	6.9



- [ ] Ranking at each section and finish
- .-.- No data available at this section
- NA No data available



Horse/Jockey Name	Flying Tyrol
Final Rank	4
Fastest Section Time (Section)	0:11.06 (1000m)
Top Speed [km/h] (Section)	66.2 (Overall)
Race State	Finished



### Ipswich QLD Professional

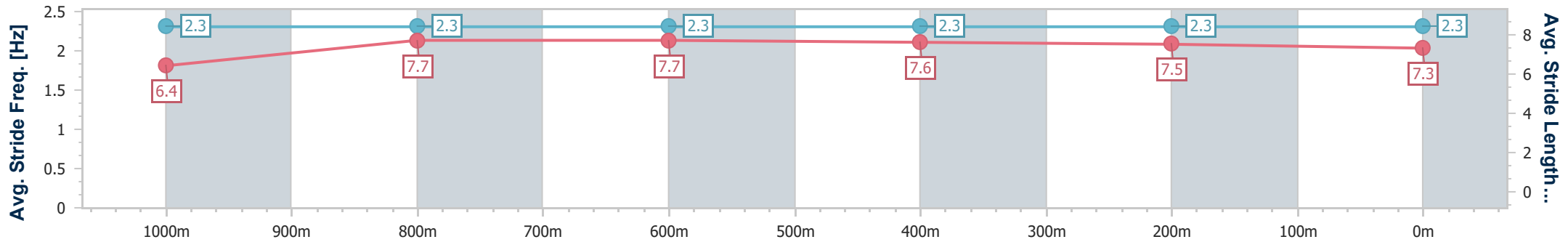
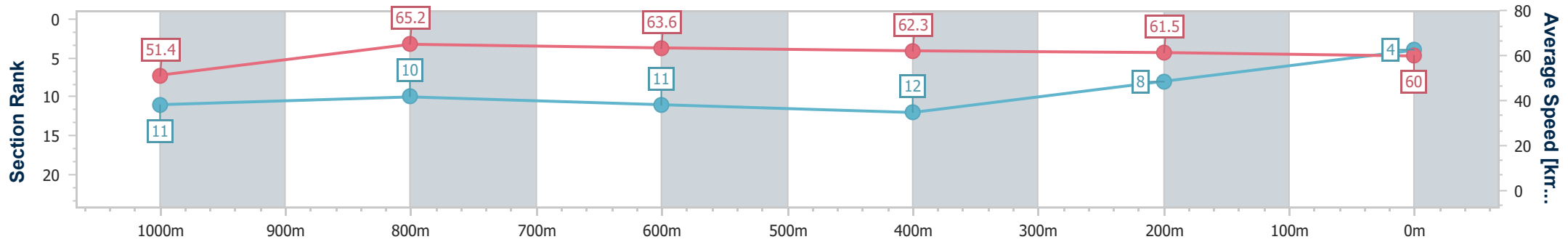
Race 8: RIVER 94.9FM RATINGS BAND 0 - 58 Handicap - 1200m



26 September 2024 - 17:05

Track Rating: Good 4, Weather: Fine, Rail Position: +5m Entire

Section	Overall	1000m	800m	600m	400m	200m
Section Times	1:11.64 [4] (0:14.03)	0:57.61 [11] (0:11.06)	0:46.55 [10] (0:11.31)	0:35.24 [11] (0:11.51)	0:23.73 [12] (0:11.73)	0:12.00 [8] (0:12.00)
Average Speed [km/h]	51.4	65.2	63.6	62.3	61.5	60.0
Top Speed [km/h]	66.2	66.0	64.8	64.8	62.2	62.0
Avg. Dist. to Rail [m]	5.2	1.5	0.3	0.5	1.6	3.7
Avg. Stride Freq. [Hz]	2.3	2.3	2.3	2.3	2.3	2.3
Avg. Stride Length [m]	6.4	7.7	7.7	7.6	7.5	7.3



- [ ] Ranking at each section and finish
- .-.- No data available at this section
- NA No data available



Horse/Jockey Name	Aces Up
Final Rank	5
Fastest Section Time (Section)	0:10.78 (1000m)
Top Speed [km/h] (Section)	68.5 (1000m)
Race State	Finished



### Ipswich QLD Professional

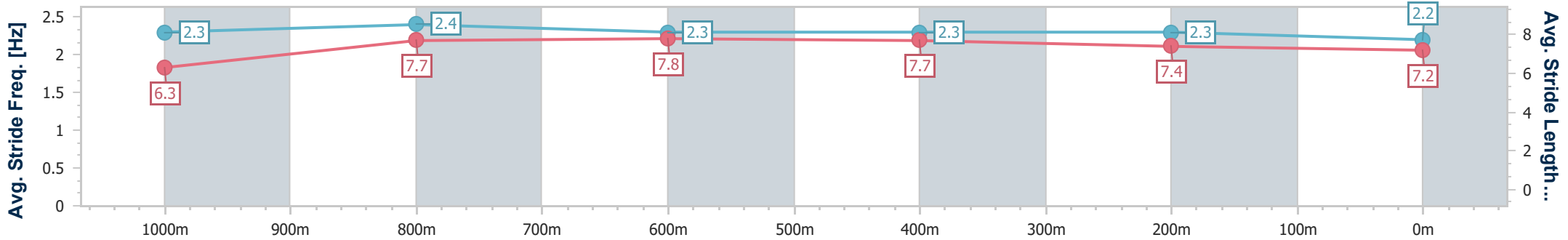
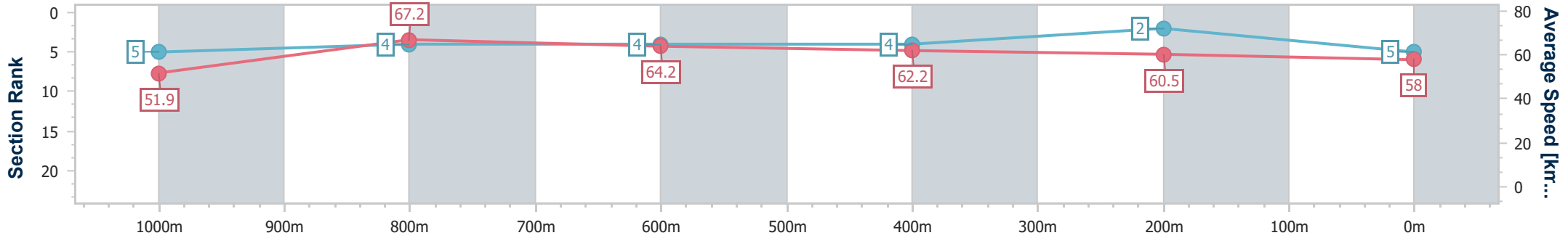
Race 8: RIVER 94.9FM RATINGS BAND 0 - 58 Handicap - 1200m



26 September 2024 - 17:05

Track Rating: Good 4, Weather: Fine, Rail Position: +5m Entire

Section	Overall	1000m	800m	600m	400m	200m
Section Times	1:11.79 [5] (0:13.88)	0:57.91 [5] (0:10.78)	0:47.13 [4] (0:11.20)	0:35.93 [4] (0:11.56)	0:24.37 [4] (0:11.97)	0:12.40 [2] (0:12.40)
Average Speed [km/h]	51.9	67.2	64.2	62.2	60.5	58.0
Top Speed [km/h]	67.8	68.5	65.1	64.0	61.0	59.6
Avg. Dist. to Rail [m]	6.2	2.0	0.5	0.4	1.3	1.0
Avg. Stride Freq. [Hz]	2.3	2.4	2.3	2.3	2.3	2.2
Avg. Stride Length [m]	6.3	7.7	7.8	7.7	7.4	7.2



- [ ] Ranking at each section and finish
- .-.- No data available at this section
- NA No data available



Horse/Jockey Name	Little Spark
Final Rank	6
Fastest Section Time (Section)	0:11.05 (1000m)
Top Speed [km/h] (Section)	67.2 (Overall)
Race State	Finished



### Ipswich QLD Professional

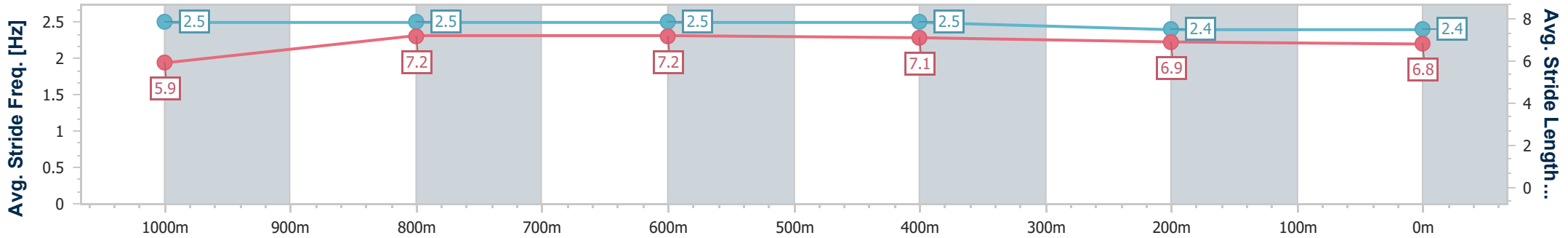
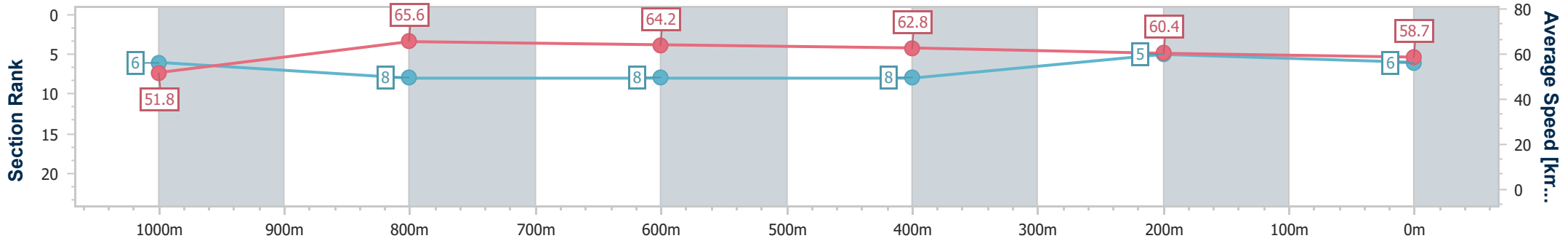
Race 8: RIVER 94.9FM RATINGS BAND 0 - 58 Handicap - 1200m



26 September 2024 - 17:05

Track Rating: Good 4, Weather: Fine, Rail Position: +5m Entire

Section	Overall	1000m	800m	600m	400m	200m
Section Times	1:11.90 [6] (0:13.88)	0:58.02 [6] (0:11.05)	0:46.97 [8] (0:11.22)	0:35.75 [8] (0:11.52)	0:24.23 [8] (0:11.94)	0:12.29 [5] (0:12.29)
Average Speed [km/h]	51.8	65.6	64.2	62.8	60.4	58.7
Top Speed [km/h]	67.2	66.6	65.1	64.3	61.9	61.2
Avg. Dist. to Rail [m]	8.3	3.4	0.3	0.8	2.8	5.6
Avg. Stride Freq. [Hz]	2.5	2.5	2.5	2.5	2.4	2.4
Avg. Stride Length [m]	5.9	7.2	7.2	7.1	6.9	6.8



- [ ] Ranking at each section and finish
- .-.- No data available at this section
- NA No data available



Horse/Jockey Name	Hello In There
Final Rank	7
Fastest Section Time (Section)	0:11.16 (1000m)
Top Speed [km/h] (Section)	66.5 (Overall)
Race State	Finished



### Ipswich QLD Professional

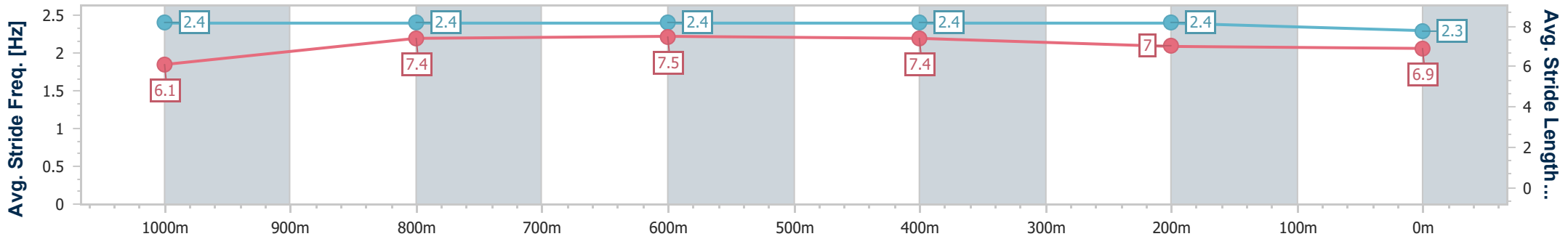
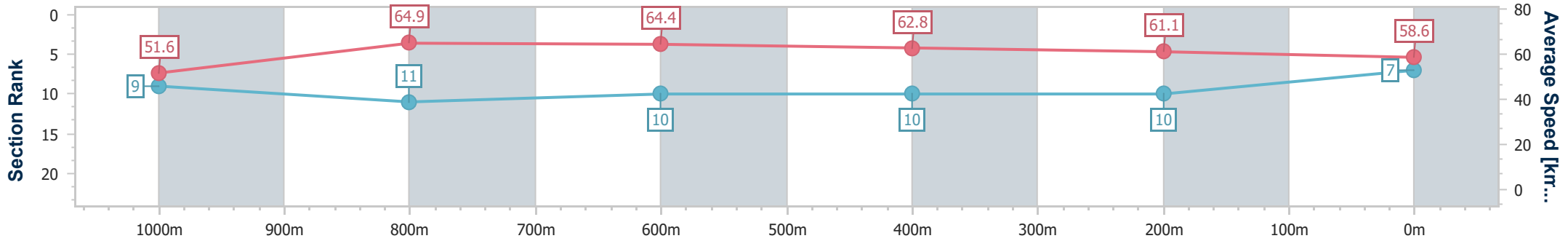
Race 8: RIVER 94.9FM RATINGS BAND 0 - 58 Handicap - 1200m



26 September 2024 - 17:05

Track Rating: Good 4, Weather: Fine, Rail Position: +5m Entire

Section	Overall	1000m	800m	600m	400m	200m
Section Times	1:12.02 [7] (0:13.94)	0:58.08 [9] (0:11.16)	0:46.92 [11] (0:11.22)	0:35.70 [10] (0:11.53)	0:24.17 [10] (0:11.85)	0:12.32 [10] (0:12.32)
Average Speed [km/h]	51.6	64.9	64.4	62.8	61.1	58.6
Top Speed [km/h]	66.5	65.8	65.9	64.7	62.2	61.0
Avg. Dist. to Rail [m]	9.3	3.7	0.5	0.8	3.9	6.7
Avg. Stride Freq. [Hz]	2.4	2.4	2.4	2.4	2.4	2.3
Avg. Stride Length [m]	6.1	7.4	7.5	7.4	7.0	6.9



- [ ] Ranking at each section and finish
- .-.- No data available at this section
- NA No data available



Horse/Jockey Name	Dupont
Final Rank	8
Fastest Section Time (Section)	0:10.93 (1000m)
Top Speed [km/h] (Section)	66.8 (1000m)
Race State	Finished



### Ipswich QLD Professional

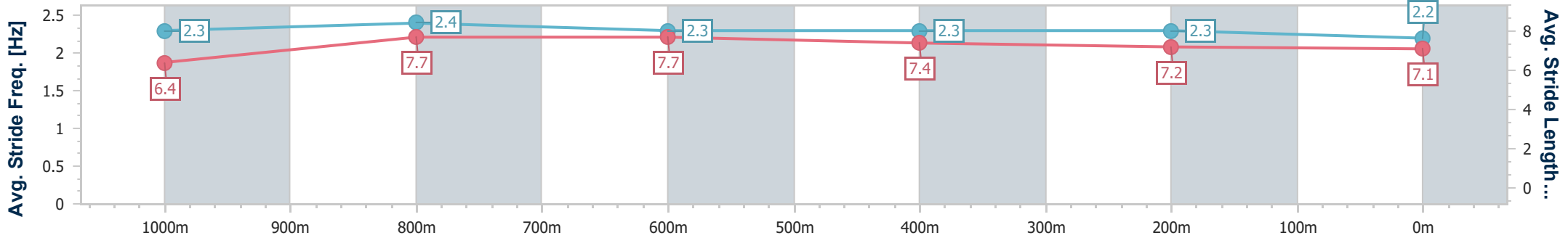
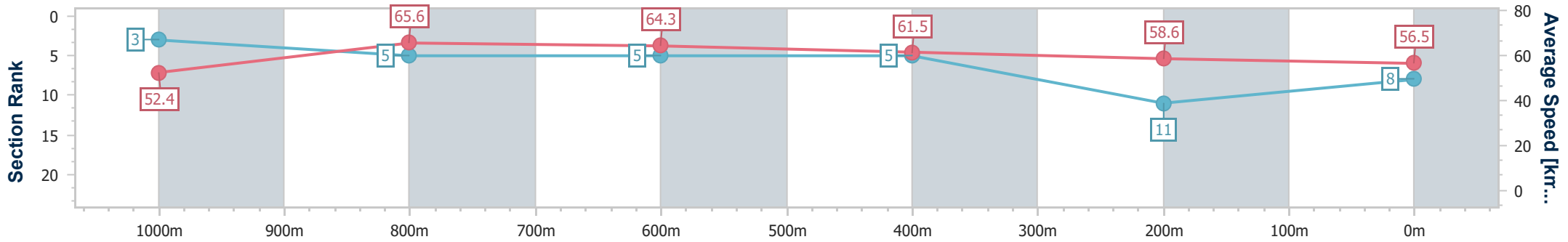
Race 8: RIVER 94.9FM RATINGS BAND 0 - 58 Handicap - 1200m



26 September 2024 - 17:05

Track Rating: Good 4, Weather: Fine, Rail Position: +5m Entire

Section	Overall	1000m	800m	600m	400m	200m
Section Times	1:12.52 [8] (0:13.77)	0:58.75 [3] (0:10.93)	0:47.82 [5] (0:11.17)	0:36.65 [5] (0:11.63)	0:25.02 [5] (0:12.27)	0:12.75 [11] (0:12.75)
Average Speed [km/h]	52.4	65.6	64.3	61.5	58.6	56.5
Top Speed [km/h]	66.6	66.8	65.6	63.8	60.2	57.9
Avg. Dist. to Rail [m]	3.7	0.6	1.3	1.1	0.8	2.3
Avg. Stride Freq. [Hz]	2.3	2.4	2.3	2.3	2.3	2.2
Avg. Stride Length [m]	6.4	7.7	7.7	7.4	7.2	7.1



- [ ] Ranking at each section and finish
- .-.- No data available at this section
- NA No data available



Horse/Jockey Name	It's Hells Bells
Final Rank	9
Fastest Section Time (Section)	0:10.72 (1000m)
Top Speed [km/h] (Section)	69.1 (Overall)
Race State	Finished



### Ipswich QLD Professional

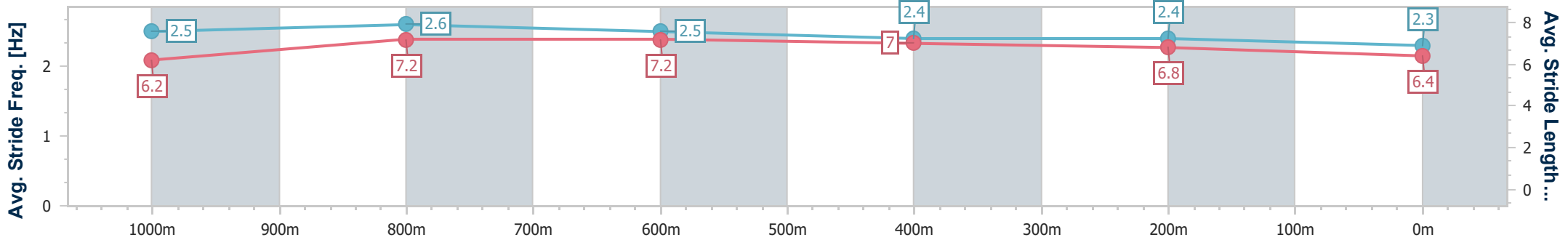
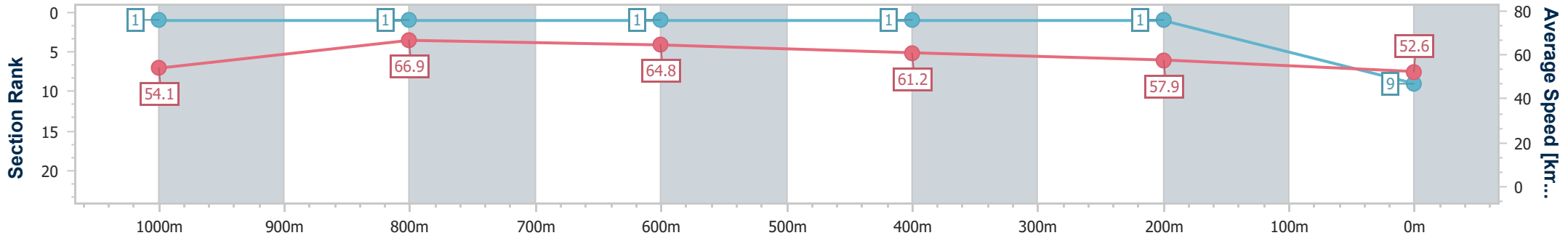
Race 8: RIVER 94.9FM RATINGS BAND 0 - 58 Handicap - 1200m



26 September 2024 - 17:05

Track Rating: Good 4, Weather: Fine, Rail Position: +5m Entire

Section	Overall	1000m	800m	600m	400m	200m
Section Times	1:12.87 [9] (0:13.34)	0:59.53 [1] (0:10.72)	0:48.81 [1] (0:11.07)	0:37.74 [1] (0:11.67)	0:26.07 [1] (0:12.40)	0:13.67 [1] (0:13.67)
Average Speed [km/h]	54.1	66.9	64.8	61.2	57.9	52.6
Top Speed [km/h]	69.1	68.5	66.7	64.0	60.4	56.2
Avg. Dist. to Rail [m]	7.7	0.7	1.4	1.2	0.6	0.9
Avg. Stride Freq. [Hz]	2.5	2.6	2.5	2.4	2.4	2.3
Avg. Stride Length [m]	6.2	7.2	7.2	7.0	6.8	6.4



- [ ] Ranking at each section and finish
- .-.- No data available at this section
- NA No data available





Horse/Jockey Name	Darkened Destiny
Final Rank	10
Fastest Section Time (Section)	0:10.80 (1000m)
Top Speed [km/h] (Section)	68.3 (1000m)
Race State	Finished



### Ipswich QLD Professional

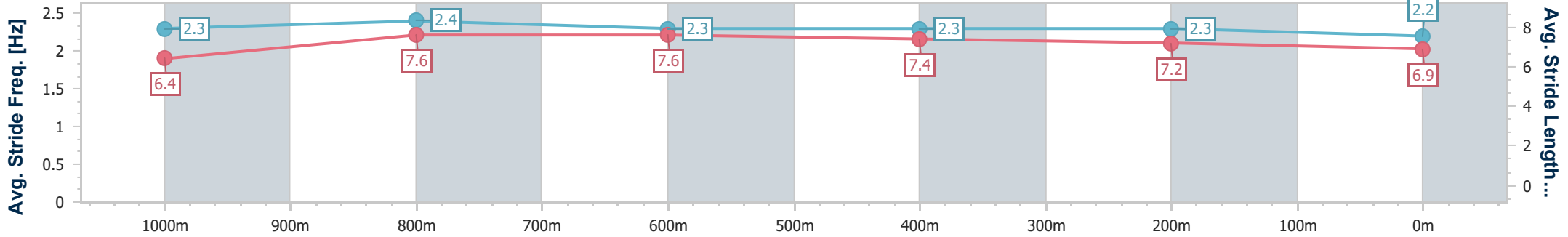
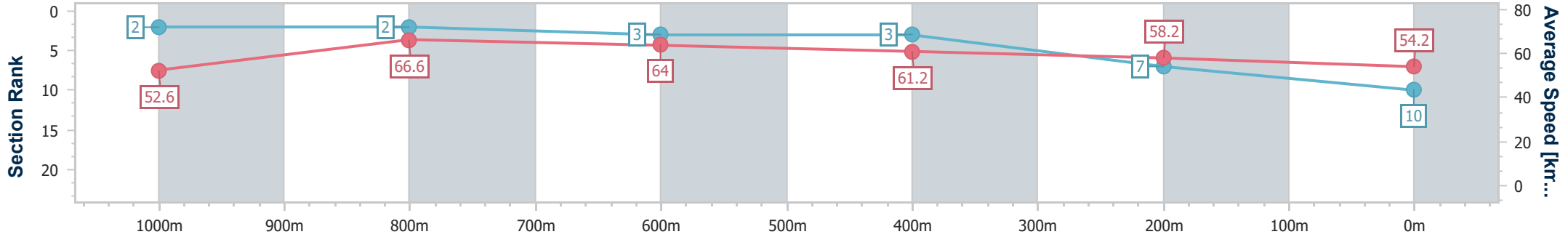
Race 8: RIVER 94.9FM RATINGS BAND 0 - 58 Handicap - 1200m



26 September 2024 - 17:05

Track Rating: Good 4, Weather: Fine, Rail Position: +5m Entire

Section	Overall	1000m	800m	600m	400m	200m
Section Times	1:12.93 [10] (0:13.67)	0:59.26 [2] (0:10.80)	0:48.46 [2] (0:11.17)	0:37.29 [3] (0:11.69)	0:25.60 [3] (0:12.30)	0:13.30 [7] (0:13.30)
Average Speed [km/h]	52.6	66.6	64.0	61.2	58.2	54.2
Top Speed [km/h]	68.3	68.3	65.4	63.0	59.7	57.3
Avg. Dist. to Rail [m]	2.4	0.3	1.2	1.6	1.0	0.7
Avg. Stride Freq. [Hz]	2.3	2.4	2.3	2.3	2.3	2.2
Avg. Stride Length [m]	6.4	7.6	7.6	7.4	7.2	6.9



- [ ] Ranking at each section and finish
- .-.- No data available at this section
- NA No data available



Horse/Jockey Name	Exposition
Final Rank	11
Fastest Section Time (Section)	0:10.86 (1000m)
Top Speed [km/h] (Section)	67.0 (1000m)
Race State	Finished



### Ipswich QLD Professional

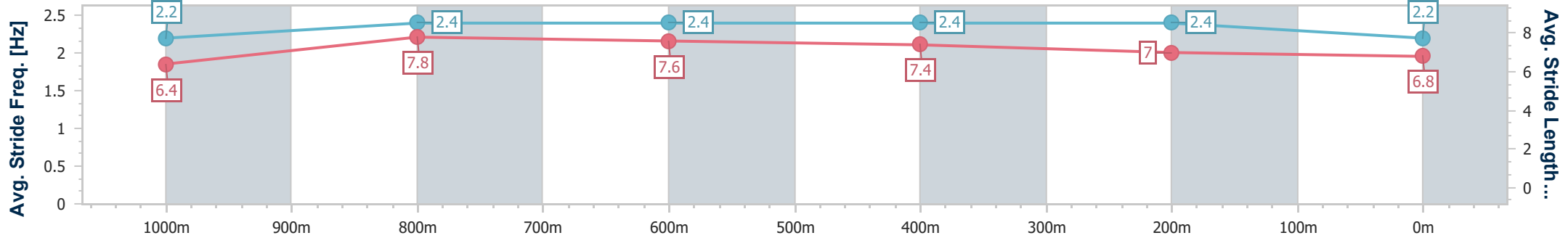
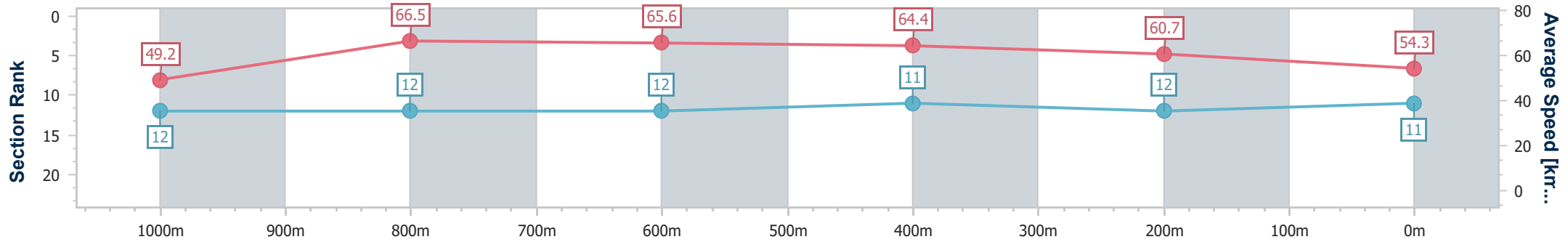
Race 8: RIVER 94.9FM RATINGS BAND 0 - 58 Handicap - 1200m



26 September 2024 - 17:05

Track Rating: Good 4, Weather: Fine, Rail Position: +5m Entire

Section	Overall	1000m	800m	600m	400m	200m
Section Times	1:13.20 [11] (0:14.64)	0:58.56 [12] (0:10.86)	0:47.70 [12] (0:11.06)	0:36.64 [12] (0:11.33)	0:25.31 [11] (0:12.03)	0:13.28 [12] (0:13.28)
Average Speed [km/h]	49.2	66.5	65.6	64.4	60.7	54.3
Top Speed [km/h]	67.0	67.0	66.3	65.7	62.9	59.0
Avg. Dist. to Rail [m]	4.6	2.6	2.4	3.0	5.5	7.9
Avg. Stride Freq. [Hz]	2.2	2.4	2.4	2.4	2.4	2.2
Avg. Stride Length [m]	6.4	7.8	7.6	7.4	7.0	6.8



- [ ] Ranking at each section and finish
- .-.- No data available at this section
- NA No data available



Horse/Jockey Name	Kewell
Final Rank	12
Fastest Section Time (Section)	0:10.56 (1000m)
Top Speed [km/h] (Section)	69.8 (1000m)
Race State	Finished



### Ipswich QLD Professional

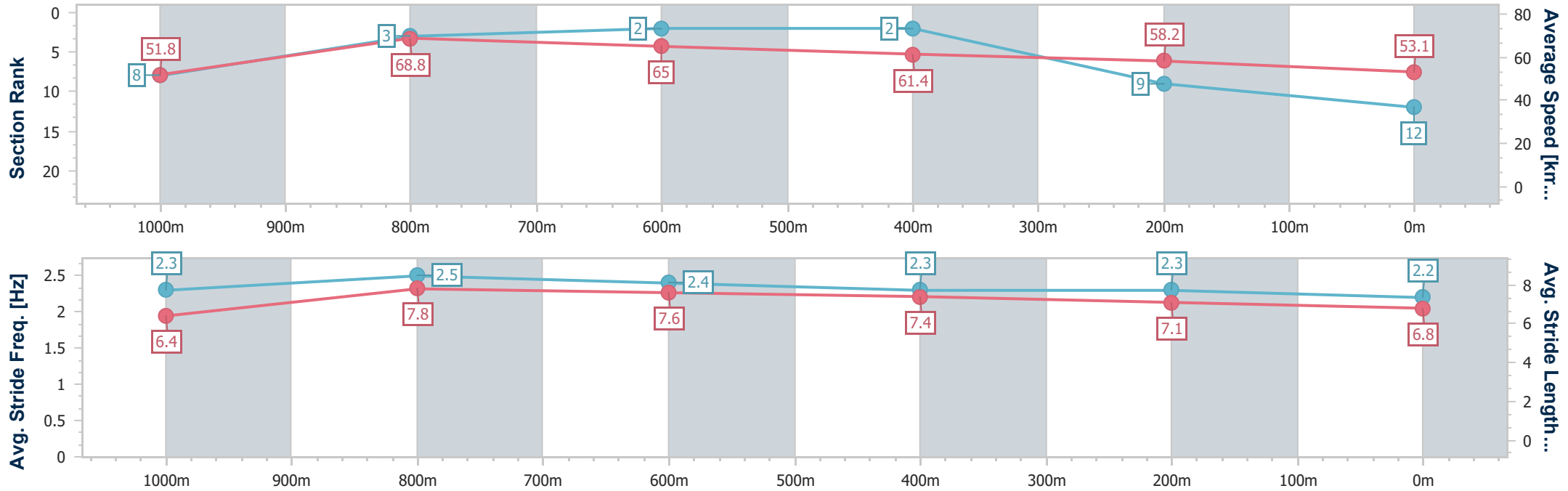
Race 8: RIVER 94.9FM RATINGS BAND 0 - 58 Handicap - 1200m



26 September 2024 - 17:05

Track Rating: Good 4, Weather: Fine, Rail Position: +5m Entire

Section	Overall	1000m	800m	600m	400m	200m
Section Times	1:13.21 [12] (0:13.93)	0:59.28 [8] (0:10.56)	0:48.72 [3] (0:11.10)	0:37.62 [2] (0:11.68)	0:25.94 [2] (0:12.38)	0:13.56 [9] (0:13.56)
Average Speed [km/h]	51.8	68.8	65.0	61.4	58.2	53.1
Top Speed [km/h]	69.6	69.8	67.2	63.2	59.9	56.1
Avg. Dist. to Rail [m]	7.5	3.2	0.5	0.4	0.5	1.3
Avg. Stride Freq. [Hz]	2.3	2.5	2.4	2.3	2.3	2.2
Avg. Stride Length [m]	6.4	7.8	7.6	7.4	7.1	6.8



- [ ] Ranking at each section and finish
- .-.- No data available at this section
- NA No data available