



# Doomben QLD Professional

## Race 6: XXXX GOLD Class 4 Plate - 1350m

25 September 2024 - 16:38



BRISBANE  
RACING CLUB

Track Rating: Good 4, Weather: Fine, Rail Position: +6.5m Entire

Section		Overall	1200m	1000m	800m	600m	400m	Last 600m				
Field Times		1:18.58 (0:10.77)	1:07.81 (0:10.60)	0:57.21 (0:11.20)	0:46.01 (0:11.26)	0:34.75 (0:11.24)	0:23.51 (0:11.49)	0:34.75				
Rank	TAB Horse/Jockey	Barrier	Top Speed [km/h]	Fastest Section	Distance Travelled [m]							
1	10 <b>NAVAL TRADER</b> Nikita Beriman	9	68.7 1200m	0:10.65 1200m	1:18.58 [1] (0:11.25)	1:07.33 [7] (0:10.65)	0:56.68 [5] (0:11.25)	0:45.43 [6] (0:11.37)	0:34.06 [5] (0:11.29)	0:22.77 [6] (0:10.96)	0:34.06	
2	9 <b>KADALL</b> Ryan Maloney	7	67.3 1200m	0:10.79 1200m	1:18.60 [2] (0:10.90)	1:07.70 [3] (0:10.79)	0:56.91 [3] (0:11.23)	0:45.68 [4] (0:11.30)	0:34.38 [4] (0:11.22)	0:23.16 [4] (0:11.12)	0:34.38	-7
3	5 <b>SUBSTANTIAL</b> Emily Lang	8	68.9 1200m	0:10.64 1200m	1:18.61 [3] (0:10.88)	1:07.73 [2] (0:10.64)	0:57.09 [2] (0:11.18)	0:45.91 [2] (0:11.39)	0:34.52 [2] (0:11.29)	0:23.23 [2] (0:11.26)	0:34.52	-9
4	3 <b>BULLION BOY</b> Georgina Cartwright	4	67.5 1200m	0:10.80 1200m	1:18.83 [4] (0:10.92)	1:07.91 [4] (0:10.80)	0:57.11 [4] (0:11.15)	0:45.96 [3] (0:11.33)	0:34.63 [3] (0:11.23)	0:23.40 [3] (0:11.36)	0:34.63	-11
5	11 <b>RAINBOW CONNECTION</b> James Orman	3	67.8 1200m	0:10.84 1200m	1:18.86 [5] (0:11.09)	1:07.77 [5] (0:10.84)	0:56.93 [6] (0:11.14)	0:45.79 [5] (0:11.48)	0:34.31 [6] (0:11.22)	0:23.09 [5] (0:11.00)	0:34.31	-5
6	6 <b>TOO HARD TO REFUSE</b> Cody Collis	5	68.9 1200m	0:10.60 1200m	1:18.90 [6] (0:10.77)	1:08.13 [1] (0:10.60)	0:57.53 [1] (0:11.20)	0:46.33 [1] (0:11.26)	0:35.07 [1] (0:11.24)	0:23.83 [1] (0:11.52)	0:35.07	-14
7	4 <b>NORTHERN DECREE</b> Martin Harley	12	66.7 1200m	0:10.93 1200m	1:19.16 [7] (0:11.21)	1:07.95 [6] (0:10.93)	0:57.02 [7] (0:11.19)	0:45.83 [7] (0:11.28)	0:34.55 [7] (0:11.24)	0:23.31 [7] (0:11.31)	0:34.55	-6
8	2 <b>BASARWA</b> Andrew Mallyon	1	67.5 1200m	0:10.90 1200m	1:19.48 [8] (0:11.33)	1:08.15 [8] (0:10.90)	0:57.25 [8] (0:11.13)	0:46.12 [8] (0:11.46)	0:34.66 [8] (0:11.22)	0:23.44 [8] (0:11.29)	0:34.66	-11

Scratched: Striking Plains (#12), Wowit's Willywonka (#7), I See You Coming (#8), Arizona Dreaming (#1)

[ ] Ranking at each section and finish  
 -:-:- No data available at this section  
 NA No data available

SCN Saddle cloth number  
 DNF Did not finish  
 DNT Did not track



**Doomben QLD Professional**  
**Race 6: XXXX GOLD Class 4 Plate - 1350m**  
**25 September 2024 - 16:38**



Track Rating: Good 4, Weather: Fine, Rail Position: +6.5m Entire

Section				200m				Last 600m	
Field Times				0:12.02 (0:12.02)				0:34.75	
Rank	TAB	Horse/Jockey	Barrier	Top Speed [km/h]	Fastest Section	Margin			Distance Travelled [m]
1	10	<b>NAVAL TRADER</b> Nikita Beriman	9	68.7 1200m	0:10.65 1200m	0:11.81 [4] (0:11.81)	1:18.58		0:34.06
2	9	<b>KADALL</b> Ryan Maloney	7	67.3 1200m	0:10.79 1200m	0:12.04 [1] (0:12.04)	0.09L		0:34.38 -7
3	5	<b>SUBSTANTIAL</b> Emily Lang	8	68.9 1200m	0:10.64 1200m	0:11.97 [3] (0:11.97)	0.2L		0:34.52 -9
4	3	<b>BULLION BOY</b> Georgina Cartwright	4	67.5 1200m	0:10.80 1200m	0:12.04 [6] (0:12.04)	1.48L		0:34.63 -11
5	11	<b>RAINBOW CONNECTION</b> James Orman	3	67.8 1200m	0:10.84 1200m	0:12.09 [5] (0:12.09)	1.62L		0:34.31 -5
6	6	<b>TOO HARD TO REFUSE</b> Cody Collis	5	68.9 1200m	0:10.60 1200m	0:12.31 [2] (0:12.31)	1.9L		0:35.07 -14
7	4	<b>NORTHERN DECREE</b> Martin Harley	12	66.7 1200m	0:10.93 1200m	0:12.00 [7] (0:12.00)	3.42L		0:34.55 -6
8	2	<b>BASARWA</b> Andrew Mallyon	1	67.5 1200m	0:10.90 1200m	0:12.15 [8] (0:12.15)	5.32L		0:34.66 -11

Scratched: Striking Plains (#12), Wowit's Willywonka (#7), I See You Coming (#8), Arizona Dreaming (#1)

[ ] Ranking at each section and finish  
 -:-:- No data available at this section  
 NA No data available

SCN Saddle cloth number  
 DNF Did not finish  
 DNT Did not track



Horse/Jockey Name	Naval Trader
Final Rank	1
Fastest Section Time (Section)	0:10.65 (1200m)
Top Speed [km/h] (Section)	68.7 (1200m)
Race State	Finished

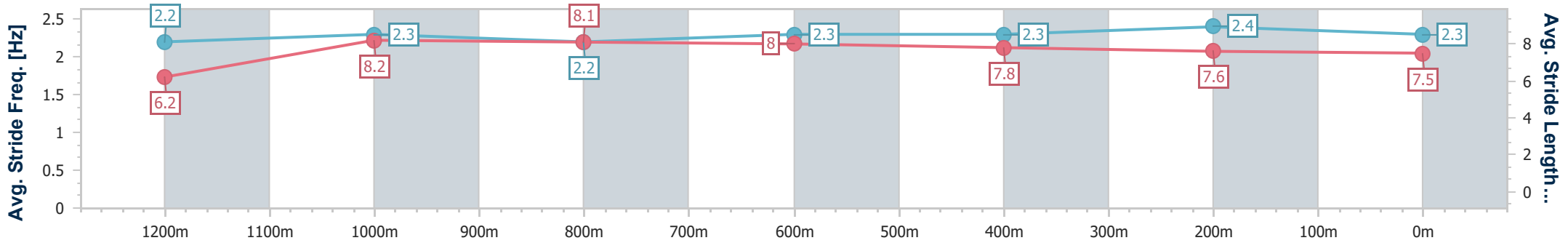
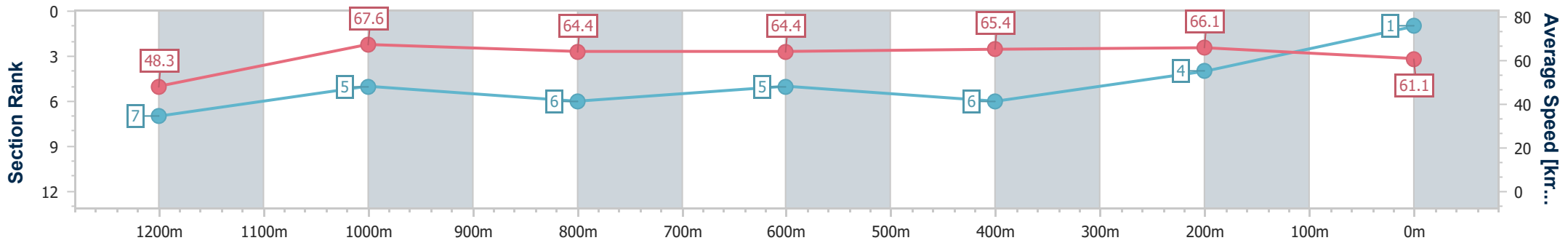


**Doomben QLD Professional**  
**Race 6: XXXX GOLD Class 4 Plate - 1350m**  
 25 September 2024 - 16:38  
 Track Rating: Good 4, Weather: Fine, Rail Position: +6.5m Entire



BRISBANE  
RACING CLUB

Section	Overall	1200m	1000m	800m	600m	400m	200m
Section Times	1:18.58 [1] (0:11.25)	1:07.33 [7] (0:10.65)	0:56.68 [5] (0:11.25)	0:45.43 [6] (0:11.37)	0:34.06 [5] (0:11.29)	0:22.77 [6] (0:10.96)	0:11.81 [4]
Average Speed [km/h]	48.3	67.6	64.4	64.4	65.4	66.1	61.1
Top Speed [km/h]	65.9	68.7	66.5	65.3	66.6	67.9	66.4
Avg. Dist. to Rail [m]	6.6	0.5	1.7	3.4	4.3	4.0	1.2
Avg. Stride Freq. [Hz]	2.2	2.3	2.2	2.3	2.3	2.4	2.3
Avg. Stride Length [m]	6.2	8.2	8.1	8.0	7.8	7.6	7.5



- [ ] Ranking at each section and finish
- .-.- No data available at this section
- NA No data available



Horse/Jockey Name	Kadall
Final Rank	2
Fastest Section Time (Section)	0:10.79 (1200m)
Top Speed [km/h] (Section)	67.3 (1200m)
Race State	Finished

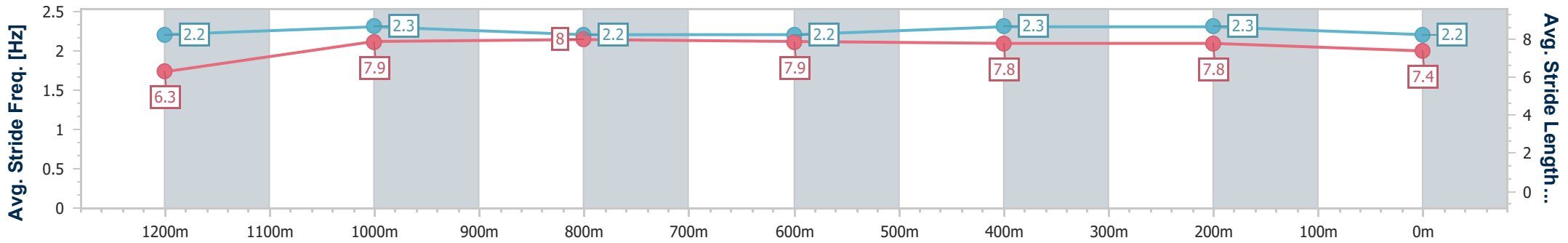
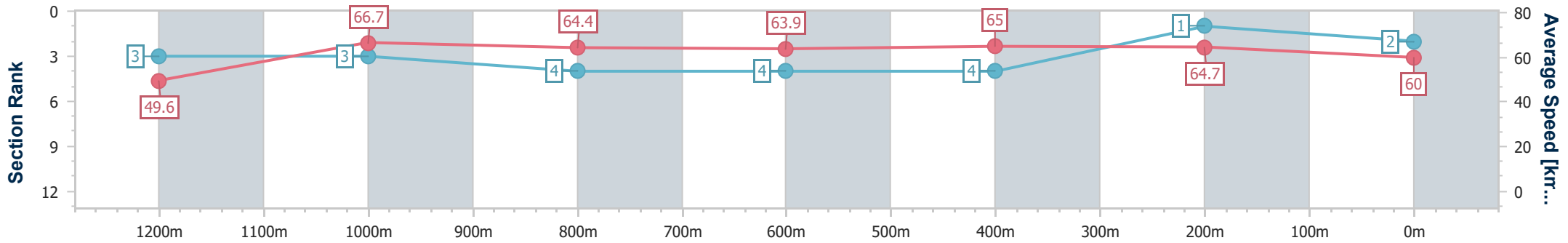


**Doomben QLD Professional**  
**Race 6: XXXX GOLD Class 4 Plate - 1350m**  
 25 September 2024 - 16:38  
 Track Rating: Good 4, Weather: Fine, Rail Position: +6.5m Entire



BRISBANE  
RACING CLUB

Section	Overall	1200m	1000m	800m	600m	400m	200m
Section Times	1:18.60 [2] (0:10.90)	1:07.70 [3] (0:10.79)	0:56.91 [3] (0:11.23)	0:45.68 [4] (0:11.30)	0:34.38 [4] (0:11.22)	0:23.16 [4] (0:11.12)	0:12.04 [1] (0:12.04)
Average Speed [km/h]	49.6	66.7	64.4	63.9	65.0	64.7	60.0
Top Speed [km/h]	65.3	67.3	65.7	65.1	65.9	66.0	63.4
Avg. Dist. to Rail [m]	4.9	1.2	0.8	1.2	1.7	2.1	3.1
Avg. Stride Freq. [Hz]	2.2	2.3	2.2	2.2	2.3	2.3	2.2
Avg. Stride Length [m]	6.3	7.9	8.0	7.9	7.8	7.8	7.4



- [ ] Ranking at each section and finish
- .-.- No data available at this section
- NA No data available



Horse/Jockey Name	Substantial
Final Rank	3
Fastest Section Time (Section)	0:10.64 (1200m)
Top Speed [km/h] (Section)	68.9 (1200m)
Race State	Finished

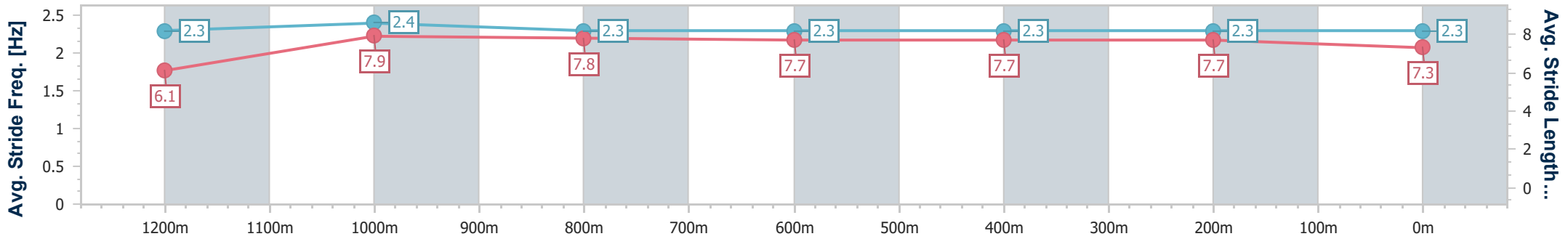
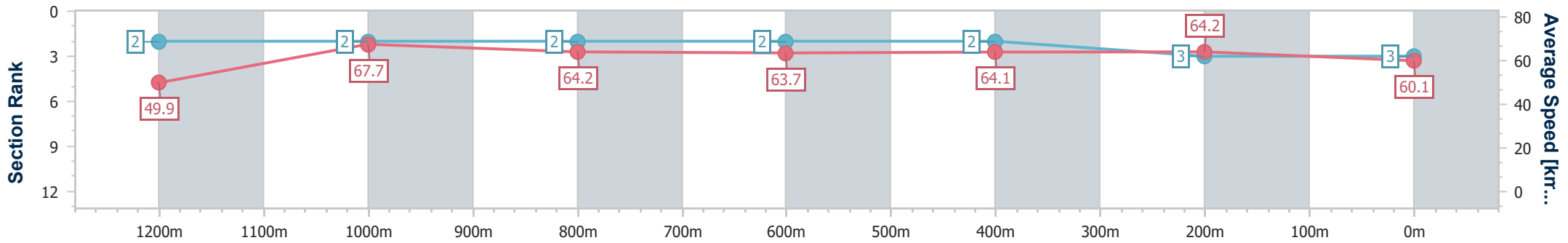


**Doomben QLD Professional**  
**Race 6: XXXX GOLD Class 4 Plate - 1350m**  
 25 September 2024 - 16:38  
 Track Rating: Good 4, Weather: Fine, Rail Position: +6.5m Entire



BRISBANE  
RACING CLUB

Section	Overall	1200m	1000m	800m	600m	400m	200m
Section Times	1:18.61 [3] (0:10.88)	1:07.73 [2] (0:10.64)	0:57.09 [2] (0:11.18)	0:45.91 [2] (0:11.39)	0:34.52 [2] (0:11.29)	0:23.23 [2] (0:11.26)	0:11.97 [3] (0:11.97)
Average Speed [km/h]	49.9	67.7	64.2	63.7	64.1	64.2	60.1
Top Speed [km/h]	67.2	68.9	66.3	64.4	65.1	65.2	63.5
Avg. Dist. to Rail [m]	6.5	1.8	0.4	0.6	1.2	2.3	3.4
Avg. Stride Freq. [Hz]	2.3	2.4	2.3	2.3	2.3	2.3	2.3
Avg. Stride Length [m]	6.1	7.9	7.8	7.7	7.7	7.7	7.3



- [ ] Ranking at each section and finish
- .-.- No data available at this section
- NA No data available



Horse/Jockey Name	Bullion Boy
Final Rank	4
Fastest Section Time (Section)	0:10.80 (1200m)
Top Speed [km/h] (Section)	67.5 (1200m)
Race State	Finished

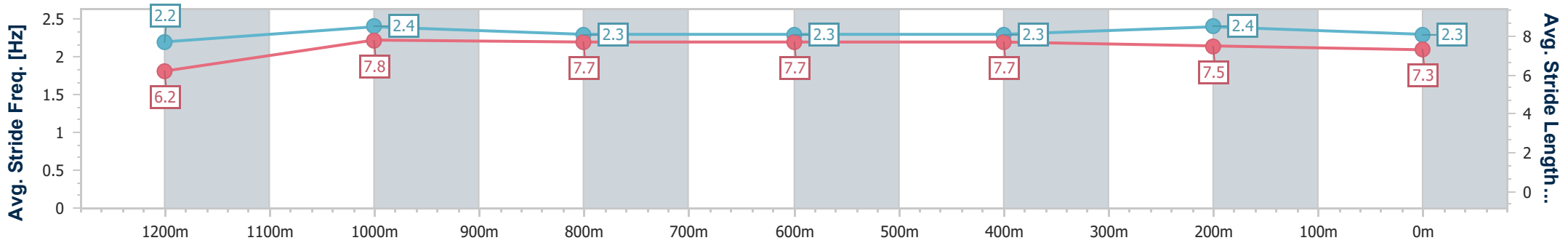
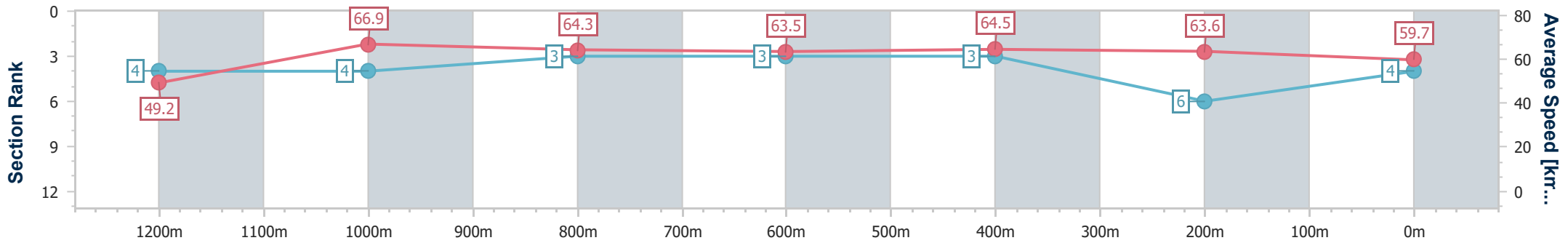


**Doomben QLD Professional**  
**Race 6: XXXX GOLD Class 4 Plate - 1350m**  
 25 September 2024 - 16:38  
 Track Rating: Good 4, Weather: Fine, Rail Position: +6.5m Entire



BRISBANE  
RACING CLUB

Section	Overall	1200m	1000m	800m	600m	400m	200m
Section Times	1:18.83 [4] (0:10.92)	1:07.91 [4] (0:10.80)	0:57.11 [4] (0:11.15)	0:45.96 [3] (0:11.33)	0:34.63 [3] (0:11.23)	0:23.40 [3] (0:11.36)	0:12.04 [6] (0:12.04)
Average Speed [km/h]	49.2	66.9	64.3	63.5	64.5	63.6	59.7
Top Speed [km/h]	66.4	67.5	66.3	64.2	66.0	65.7	63.3
Avg. Dist. to Rail [m]	3.3	0.5	0.8	0.7	1.3	2.2	1.9
Avg. Stride Freq. [Hz]	2.2	2.4	2.3	2.3	2.3	2.4	2.3
Avg. Stride Length [m]	6.2	7.8	7.7	7.7	7.7	7.5	7.3



- [ ] Ranking at each section and finish
- .-.- No data available at this section
- NA No data available



Horse/Jockey Name	Rainbow Connection
Final Rank	5
Fastest Section Time (Section)	0:10.84 (1200m)
Top Speed [km/h] (Section)	67.8 (1200m)
Race State	Finished



### Doomben QLD Professional

Race 6: XXXX GOLD Class 4 Plate - 1350m

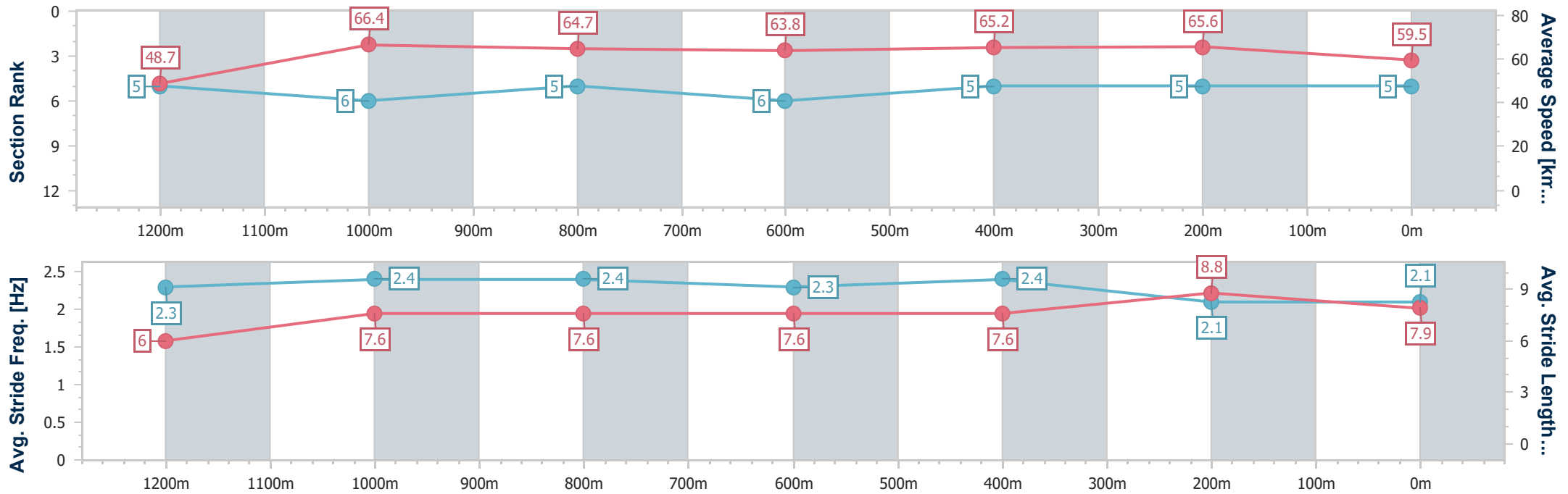
25 September 2024 - 16:38

Track Rating: Good 4, Weather: Fine, Rail Position: +6.5m Entire



BRISBANE RACING CLUB

Section	Overall	1200m	1000m	800m	600m	400m	200m
Section Times	1:18.86 [5] (0:11.09)	1:07.77 [5] (0:10.84)	0:56.93 [6] (0:11.14)	0:45.79 [5] (0:11.48)	0:34.31 [6] (0:11.22)	0:23.09 [5] (0:11.00)	0:12.09 [5] (0:12.09)
Average Speed [km/h]	48.7	66.4	64.7	63.8	65.2	65.6	59.5
Top Speed [km/h]	65.5	67.8	67.3	64.8	66.3	67.5	62.9
Avg. Dist. to Rail [m]	2.5	0.7	0.8	3.2	2.7	1.5	1.2
Avg. Stride Freq. [Hz]	2.3	2.4	2.4	2.3	2.4	2.1	2.1
Avg. Stride Length [m]	6.0	7.6	7.6	7.6	7.6	8.8	7.9



- [ ] Ranking at each section and finish
- .-.- No data available at this section
- NA No data available



Horse/Jockey Name	Too Hard To Refuse
Final Rank	6
Fastest Section Time (Section)	0:10.60 (1200m)
Top Speed [km/h] (Section)	68.9 (1200m)
Race State	Finished

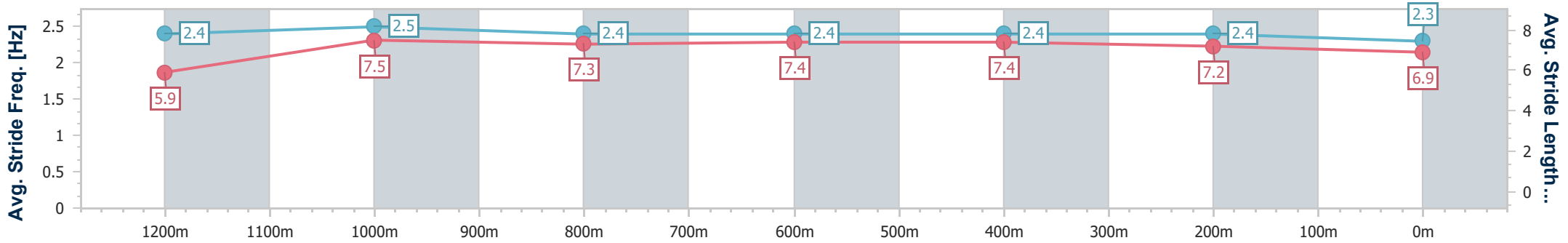
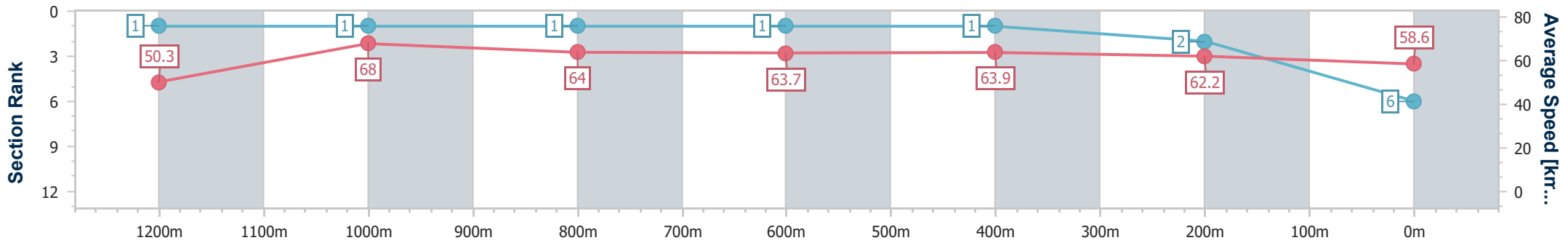


**Doomben QLD Professional**  
**Race 6: XXXX GOLD Class 4 Plate - 1350m**  
 25 September 2024 - 16:38  
 Track Rating: Good 4, Weather: Fine, Rail Position: +6.5m Entire



BRISBANE  
RACING CLUB

Section	Overall	1200m	1000m	800m	600m	400m	200m
Section Times	1:18.90 [6] (0:10.77)	1:08.13 [1] (0:10.60)	0:57.53 [1] (0:11.20)	0:46.33 [1] (0:11.26)	0:35.07 [1] (0:11.24)	0:23.83 [1] (0:11.52)	0:12.31 [2] (0:12.31)
Average Speed [km/h]	50.3	68.0	64.0	63.7	63.9	62.2	58.6
Top Speed [km/h]	67.5	68.9	65.9	64.9	64.8	63.4	61.7
Avg. Dist. to Rail [m]	4.0	1.0	0.5	0.5	0.8	1.7	1.7
Avg. Stride Freq. [Hz]	2.4	2.5	2.4	2.4	2.4	2.4	2.3
Avg. Stride Length [m]	5.9	7.5	7.3	7.4	7.4	7.2	6.9



- [ ] Ranking at each section and finish
- .-.- No data available at this section
- NA No data available





Horse/Jockey Name	Northern Decree
Final Rank	7
Fastest Section Time (Section)	0:10.93 (1200m)
Top Speed [km/h] (Section)	66.7 (1200m)
Race State	Finished

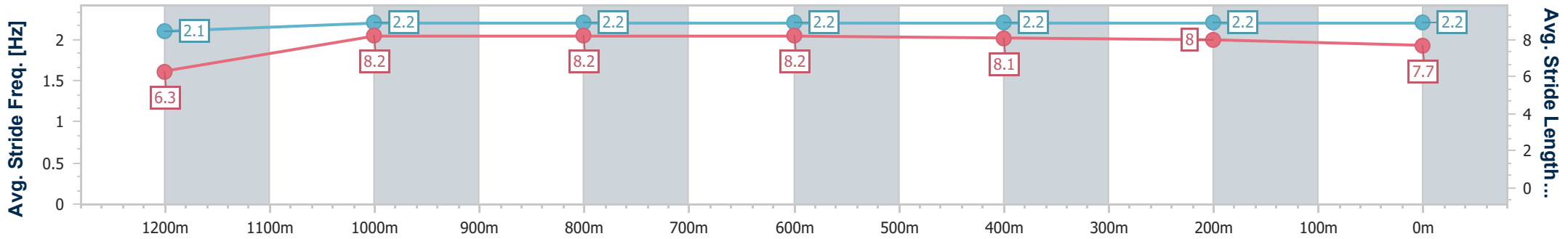
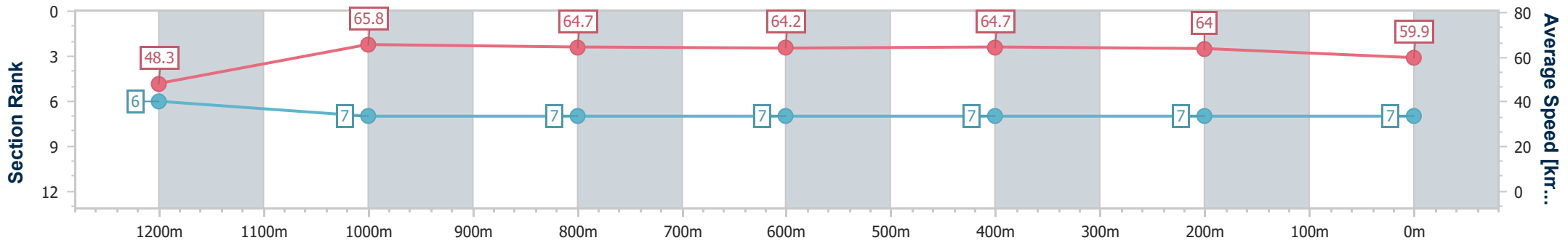


**Doomben QLD Professional**  
**Race 6: XXXX GOLD Class 4 Plate - 1350m**  
 25 September 2024 - 16:38  
 Track Rating: Good 4, Weather: Fine, Rail Position: +6.5m Entire



BRISBANE  
RACING CLUB

Section	Overall	1200m	1000m	800m	600m	400m	200m
Section Times	1:19.16 [7] (0:11.21)	1:07.95 [6] (0:10.93)	0:57.02 [7] (0:11.19)	0:45.83 [7] (0:11.28)	0:34.55 [7] (0:11.24)	0:23.31 [7] (0:11.31)	0:12.00 [7] (0:12.00)
Average Speed [km/h]	48.3	65.8	64.7	64.2	64.7	64.0	59.9
Top Speed [km/h]	62.2	66.7	66.2	64.9	65.6	64.8	62.9
Avg. Dist. to Rail [m]	8.4	2.2	1.3	1.7	2.2	2.2	3.7
Avg. Stride Freq. [Hz]	2.1	2.2	2.2	2.2	2.2	2.2	2.2
Avg. Stride Length [m]	6.3	8.2	8.2	8.2	8.1	8.0	7.7



- [ ] Ranking at each section and finish
- .-.- No data available at this section
- NA No data available



Horse/Jockey Name	Basarwa
Final Rank	8
Fastest Section Time (Section)	0:10.90 (1200m)
Top Speed [km/h] (Section)	67.5 (1200m)
Race State	Finished

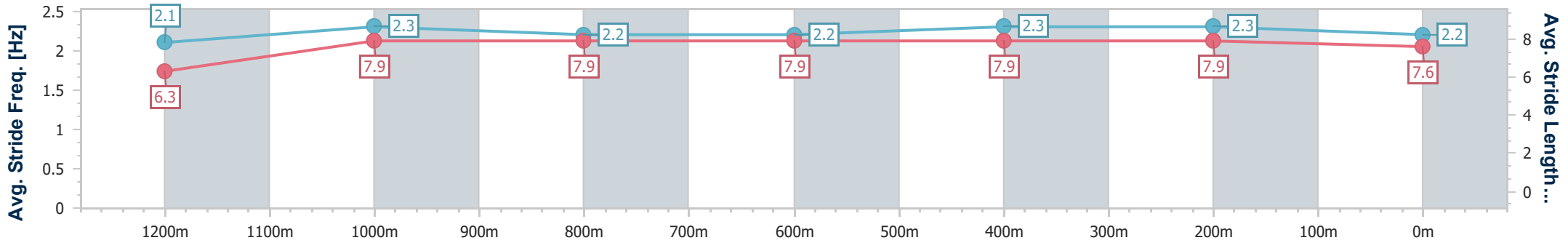
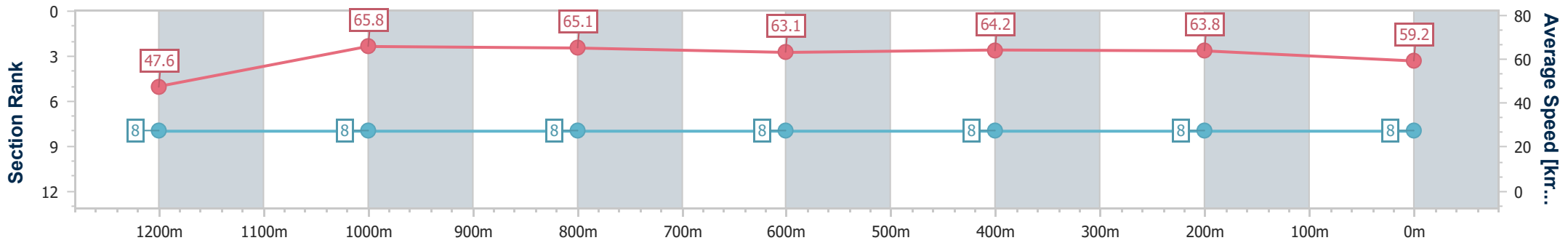


**Doomben QLD Professional**  
**Race 6: XXXX GOLD Class 4 Plate - 1350m**  
 25 September 2024 - 16:38  
 Track Rating: Good 4, Weather: Fine, Rail Position: +6.5m Entire



BRISBANE  
RACING CLUB

Section	Overall	1200m	1000m	800m	600m	400m	200m
Section Times	1:19.48 [8] (0:11.33)	1:08.15 [8] (0:10.90)	0:57.25 [8] (0:11.13)	0:46.12 [8] (0:11.46)	0:34.66 [8] (0:11.22)	0:23.44 [8] (0:11.29)	0:12.15 [8] (0:12.15)
Average Speed [km/h]	47.6	65.8	65.1	63.1	64.2	63.8	59.2
Top Speed [km/h]	63.4	67.5	67.1	63.6	64.7	64.8	63.0
Avg. Dist. to Rail [m]	1.6	0.9	0.7	1.4	0.6	0.5	0.6
Avg. Stride Freq. [Hz]	2.1	2.3	2.2	2.2	2.3	2.3	2.2
Avg. Stride Length [m]	6.3	7.9	7.9	7.9	7.9	7.9	7.6



- [ ] Ranking at each section and finish
- .-.- No data available at this section
- NA No data available