



Doomben QLD Professional

Race 4: SKY RACING Class 3 Handicap - 2040m

25 September 2024 - 15:31



BRISBANE
RACING CLUB

Track Rating: Good 4, Weather: Fine, Rail Position: +6.5m Entire

Section		Overall	1800m	1600m	1400m	1200m	1000m	800m	Last 600m				
Field Times		2:05.68 (0:15.43)	1:50.25 (0:11.58)	1:38.67 (0:12.15)	1:26.52 (0:12.74)	1:13.78 (0:12.62)	1:01.16 (0:12.43)	0:48.73 (0:12.22)	0:36.51				
Rank	TAB Horse/Jockey	Barrier	Top Speed [km/h]	Fastest Section									Distance Travelled [m]
1	10 HELL FOLLOWS Ron Stewart	8	63.7 1800m	0:11.70 400m	2:05.68 [1] (0:17.18)	1:48.50 [10] (0:11.88)	1:36.62 [10] (0:12.06)	1:24.56 [9] (0:12.27)	1:12.29 [10] (0:12.14)	1:00.15 [9] (0:12.45)	0:47.70 [9] (0:12.08)	0:35.62	
2	2 HILLCREST AVENUE Noel Callow	10	63.5 1800m	0:11.61 1800m	2:06.17 [2] (0:16.79)	1:49.38 [5] (0:11.61)	1:37.77 [5] (0:12.11)	1:25.66 [4] (0:12.34)	1:13.32 [6] (0:12.04)	1:01.28 [4] (0:12.51)	0:48.77 [4] (0:12.13)	0:36.64	+7
3	1 PEROVIC Jake Bayliss	6	63.6 Overall	0:11.56 1800m	2:06.19 [3] (0:16.57)	1:49.62 [4] (0:11.56)	1:38.06 [3] (0:12.33)	1:25.73 [3] (0:12.30)	1:13.43 [4] (0:12.22)	1:01.21 [5] (0:12.59)	0:48.62 [5] (0:12.20)	0:36.42	-1
4	8 PORT MOURANT Kyle Wilson-Taylor	7	64.4 Overall	0:11.66 1800m	2:06.23 [4] (0:16.81)	1:49.42 [6] (0:11.66)	1:37.76 [6] (0:12.18)	1:25.58 [6] (0:12.38)	1:13.20 [7] (0:12.08)	1:01.12 [6] (0:12.55)	0:48.57 [6] (0:12.15)	0:36.42	-1
5	9 SON OF SATONO Nikita Beriman	5	66.4 Overall	0:11.32 1800m	2:06.25 [5] (0:15.74)	1:50.51 [2] (0:11.32)	1:39.19 [2] (0:12.10)	1:27.09 [1] (0:12.74)	1:14.35 [1] (0:12.62)	1:01.73 [1] (0:12.43)	0:49.30 [1] (0:12.22)	0:37.08	-8
6	3 SHY GUY James Orman	4	62.8 Overall	0:11.81 1800m	2:06.47 [6] (0:16.53)	1:49.94 [3] (0:11.81)	1:38.13 [4] (0:12.20)	1:25.93 [5] (0:12.23)	1:13.70 [5] (0:12.38)	1:01.32 [7] (0:12.52)	0:48.80 [7] (0:12.13)	0:36.67	-10
7	5 SIR LEONIDAS Matthew Gray	2	64.9 1200m	0:11.57 1800m	2:06.63 [7] (0:17.16)	1:49.47 [9] (0:11.57)	1:37.90 [8] (0:12.00)	1:25.90 [7] (0:11.85)	1:14.05 [3] (0:12.14)	1:01.91 [3] (0:12.53)	0:49.38 [3] (0:12.20)	0:37.18	-1
8	6 GODRA Georgina Cartwright	3	63.3 1800m	0:11.83 1800m	2:06.90 [8] (0:16.84)	1:50.06 [7] (0:11.83)	1:38.23 [7] (0:12.08)	1:26.15 [8] (0:12.30)	1:13.85 [8] (0:12.22)	1:01.63 [8] (0:12.57)	0:49.06 [8] (0:12.15)	0:36.91	-6
9	7 JUMEIRAH TRIANGLE Jackson Murphy	1	62.5 Overall	0:12.01 600m	2:07.26 [9] (0:16.91)	1:50.35 [8] (0:12.06)	1:38.29 [9] (0:12.16)	1:26.13 [10] (0:12.22)	1:13.91 [9] (0:12.24)	1:01.67 [10] (0:12.56)	0:49.11 [10] (0:12.10)	0:37.01	-8
10	4 DO IT FOR YOU Noriyuki Masuda	9	69.0 Overall	0:11.58 1800m	2:08.10 [10] (0:15.43)	1:52.67 [1] (0:11.58)	1:41.09 [1] (0:12.44)	1:28.65 [2] (0:12.66)	1:15.99 [2] (0:12.61)	1:03.38 [2] (0:12.43)	0:50.95 [2] (0:12.27)	0:38.68	-3

[] Ranking at each section and finish
 -:-:- No data available at this section
 NA No data available

SCN Saddle cloth number
 DNF Did not finish
 DNT Did not track



Doomben QLD Professional

Race 4: SKY RACING Class 3 Handicap - 2040m

25 September 2024 - 15:31



BRISBANE
RACING CLUB

Track Rating: Good 4, Weather: Fine, Rail Position: +6.5m Entire

Section				600m	400m	200m			Last 600m	
Field Times				0:36.51 (0:12.04)	0:24.47 (0:12.28)	0:12.19 (0:12.19)			0:36.51	
Rank	TAB	Horse/Jockey	Barrier	Top Speed [km/h]	Fastest Section	Margin			Distance Travelled [m]	
1	10	HELL FOLLOWS Ron Stewart	8	63.7 1800m	0:11.70 400m	0:35.62 [9] (0:11.75)	0:23.87 [8] (0:11.70)	0:12.17 [2] (0:12.17)	2:05.68	0:35.62
2	2	HILLCREST AVENUE Noel Callow	10	63.5 1800m	0:11.61 1800m	0:36.64 [4] (0:12.00)	0:24.64 [2] (0:12.04)	0:12.60 [4] (0:12.60)	2.91L	0:36.64 +7
3	1	PEROVIC Jake Bayliss	6	63.6 Overall	0:11.56 1800m	0:36.42 [5] (0:12.04)	0:24.38 [7] (0:11.94)	0:12.44 [7] (0:12.44)	3.01L	0:36.42 -1
4	8	PORT MOURANT Kyle Wilson-Taylor	7	64.4 Overall	0:11.66 1800m	0:36.42 [7] (0:11.82)	0:24.60 [4] (0:11.86)	0:12.74 [1] (0:12.74)	3.23L	0:36.42 -1
5	9	SON OF SATONO Nikita Beriman	5	66.4 Overall	0:11.32 1800m	0:37.08 [1] (0:12.04)	0:25.04 [1] (0:12.31)	0:12.73 [3] (0:12.73)	3.39L	0:37.08 -8
6	3	SHY GUY James Orman	4	62.8 Overall	0:11.81 1800m	0:36.67 [6] (0:11.97)	0:24.70 [6] (0:11.95)	0:12.75 [5] (0:12.75)	4.67L	0:36.67 -10
7	5	SIR LEONIDAS Matthew Gray	2	64.9 1200m	0:11.57 1800m	0:37.18 [3] (0:12.08)	0:25.10 [3] (0:12.21)	0:12.89 [6] (0:12.89)	5.6L	0:37.18 -1
8	6	GODRA Georgina Cartwright	3	63.3 1800m	0:11.83 1800m	0:36.91 [8] (0:12.00)	0:24.91 [9] (0:12.10)	0:12.81 [8] (0:12.81)	7.21L	0:36.91 -6
9	7	JUMEIRAH TRIANGLE Jackson Murphy	1	62.5 Overall	0:12.01 600m	0:37.01 [10] (0:12.01)	0:25.00 [10] (0:12.07)	0:12.93 [10] (0:12.93)	9.28L	0:37.01 -8
10	4	DO IT FOR YOU Noriyuki Masuda	9	69.0 Overall	0:11.58 1800m	0:38.68 [2] (0:12.26)	0:26.42 [5] (0:12.56)	0:13.86 [9] (0:13.86)	14.26L	0:38.68 -3



Horse/Jockey Name	Hell Follows
Final Rank	1
Fastest Section Time (Section)	0:11.70 (400m)
Top Speed [km/h] (Section)	63.7 (1800m)
Race State	Finished



Doomben QLD Professional

Race 4: SKY RACING Class 3 Handicap - 2040m

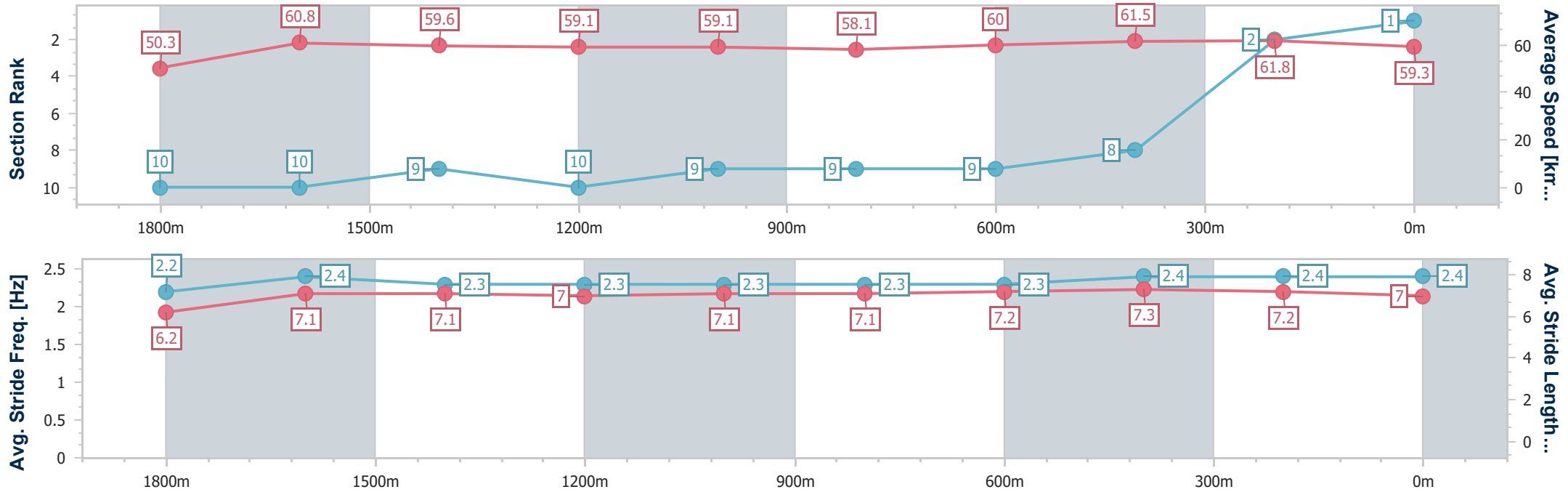
25 September 2024 - 15:31

Track Rating: Good 4, Weather: Fine, Rail Position: +6.5m Entire



BRISBANE RACING CLUB

Section	Overall	1800m	1600m	1400m	1200m	1000m	800m	600m	400m	200m
Section Times	2:05.68 [1] (0:17.18)	1:48.50 [10] (0:11.88)	1:36.62 [10] (0:12.06)	1:24.56 [9] (0:12.27)	1:12.29 [10] (0:12.14)	1:00.15 [9] (0:12.45)	0:47.70 [9] (0:12.08)	0:35.62 [9] (0:11.75)	0:23.87 [8] (0:11.70)	0:12.17 [2] (0:12.17)
Average Speed [km/h]	50.3	60.8	59.6	59.1	59.1	58.1	60.0	61.5	61.8	59.3
Top Speed [km/h]	62.7	63.7	61.2	60.0	61.9	59.2	62.1	62.5	62.9	61.6
Avg. Dist. to Rail [m]	3.1	0.6	0.5	1.0	1.9	2.1	0.8	0.8	3.9	5.1
Avg. Stride Freq. [Hz]	2.2	2.4	2.3	2.3	2.3	2.3	2.3	2.4	2.4	2.4
Avg. Stride Length [m]	6.2	7.1	7.1	7.0	7.1	7.1	7.2	7.3	7.2	7.0



- [] Ranking at each section and finish
- .-.- No data available at this section
- NA No data available



Horse/Jockey Name	Hillcrest Avenue
Final Rank	2
Fastest Section Time (Section)	0:11.61 (1800m)
Top Speed [km/h] (Section)	63.5 (1800m)
Race State	Finished



Doomben QLD Professional

Race 4: SKY RACING Class 3 Handicap - 2040m

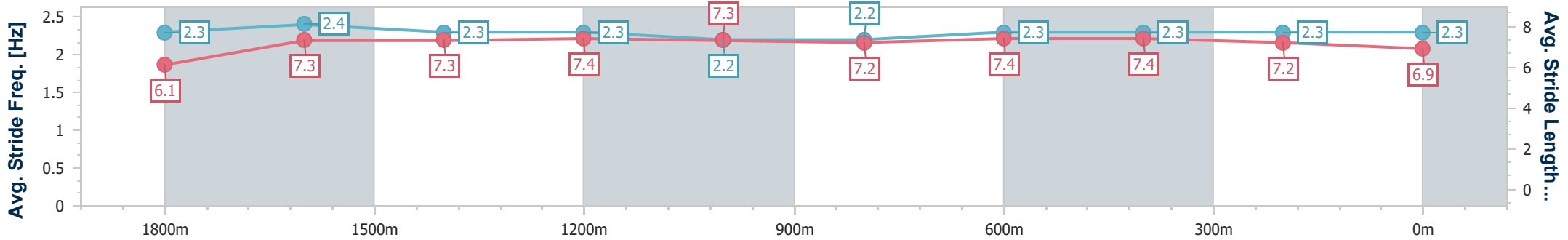
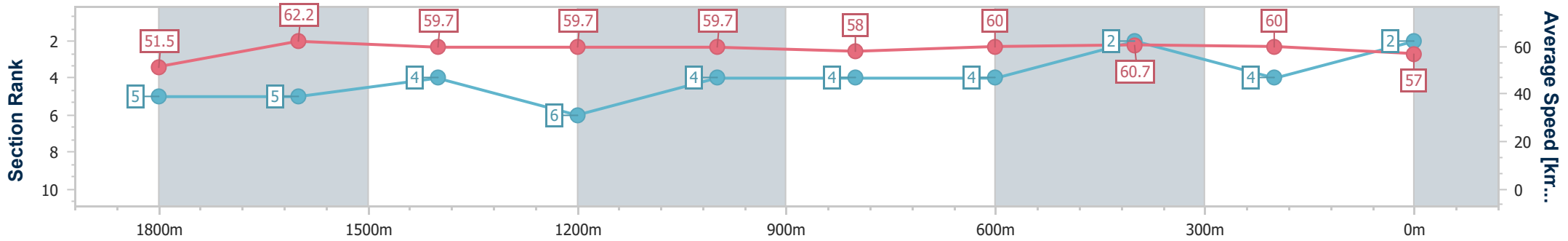
25 September 2024 - 15:31

Track Rating: Good 4, Weather: Fine, Rail Position: +6.5m Entire



BRISBANE RACING CLUB

Section	Overall	1800m	1600m	1400m	1200m	1000m	800m	600m	400m	200m
Section Times	2:06.17 [2] (0:16.79)	1:49.38 [5] (0:11.61)	1:37.77 [5] (0:12.11)	1:25.66 [4] (0:12.34)	1:13.32 [6] (0:12.04)	1:01.28 [4] (0:12.51)	0:48.77 [4] (0:12.13)	0:36.64 [4] (0:12.00)	0:24.64 [2] (0:12.04)	0:12.60 [4] (0:12.60)
Average Speed [km/h]	51.5	62.2	59.7	59.7	59.7	58.0	60.0	60.7	60.0	57.0
Top Speed [km/h]	62.4	63.5	61.1	60.5	60.8	59.8	61.3	61.5	60.9	59.5
Avg. Dist. to Rail [m]	4.2	0.8	1.1	3.3	3.2	2.8	2.4	1.8	1.3	2.4
Avg. Stride Freq. [Hz]	2.3	2.4	2.3	2.3	2.2	2.2	2.3	2.3	2.3	2.3
Avg. Stride Length [m]	6.1	7.3	7.3	7.4	7.3	7.2	7.4	7.4	7.2	6.9



- [] Ranking at each section and finish
- .-.- No data available at this section
- NA No data available



Horse/Jockey Name	Perovic
Final Rank	3
Fastest Section Time (Section)	0:11.56 (1800m)
Top Speed [km/h] (Section)	63.6 (Overall)
Race State	Finished



Doomben QLD Professional

Race 4: SKY RACING Class 3 Handicap - 2040m

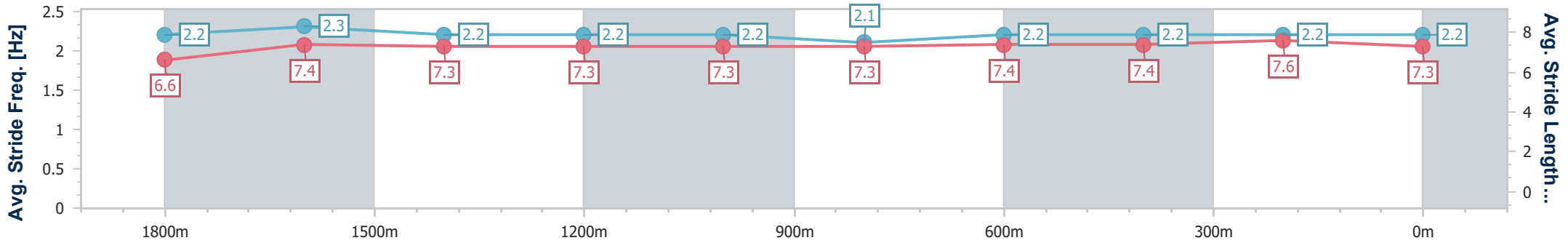
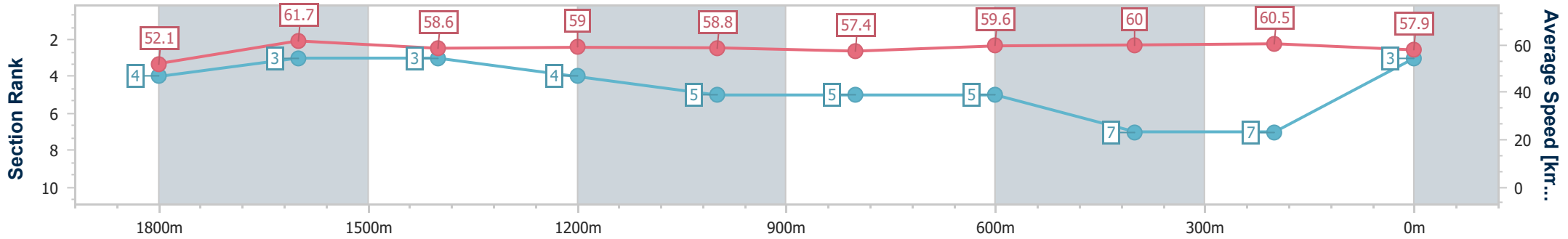
25 September 2024 - 15:31

Track Rating: Good 4, Weather: Fine, Rail Position: +6.5m Entire



BRISBANE RACING CLUB

Section	Overall	1800m	1600m	1400m	1200m	1000m	800m	600m	400m	200m
Section Times	2:06.19 [3] (0:16.57)	1:49.62 [4] (0:11.56)	1:38.06 [3] (0:12.33)	1:25.73 [3] (0:12.30)	1:13.43 [4] (0:12.22)	1:01.21 [5] (0:12.59)	0:48.62 [5] (0:12.20)	0:36.42 [5] (0:12.04)	0:24.38 [7] (0:11.94)	0:12.44 [7] (0:12.44)
Average Speed [km/h]	52.1	61.7	58.6	59.0	58.8	57.4	59.6	60.0	60.5	57.9
Top Speed [km/h]	63.6	63.6	60.2	60.0	60.1	58.8	60.6	61.2	61.2	59.5
Avg. Dist. to Rail [m]	2.3	1.2	0.5	1.3	1.9	1.7	1.5	1.2	2.5	4.8
Avg. Stride Freq. [Hz]	2.2	2.3	2.2	2.2	2.2	2.1	2.2	2.2	2.2	2.2
Avg. Stride Length [m]	6.6	7.4	7.3	7.3	7.3	7.3	7.4	7.4	7.6	7.3



- [] Ranking at each section and finish
- .-.- No data available at this section
- NA No data available



Horse/Jockey Name	Port Mourant
Final Rank	4
Fastest Section Time (Section)	0:11.66 (1800m)
Top Speed [km/h] (Section)	64.4 (Overall)
Race State	Finished



Doomben QLD Professional

Race 4: SKY RACING Class 3 Handicap - 2040m

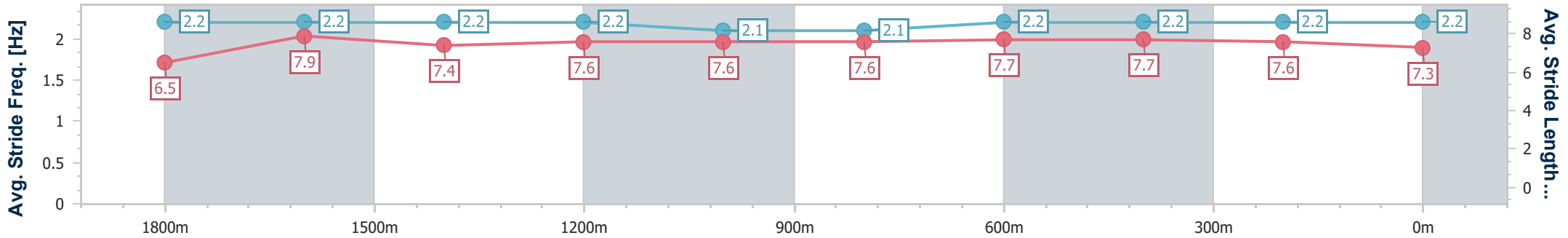
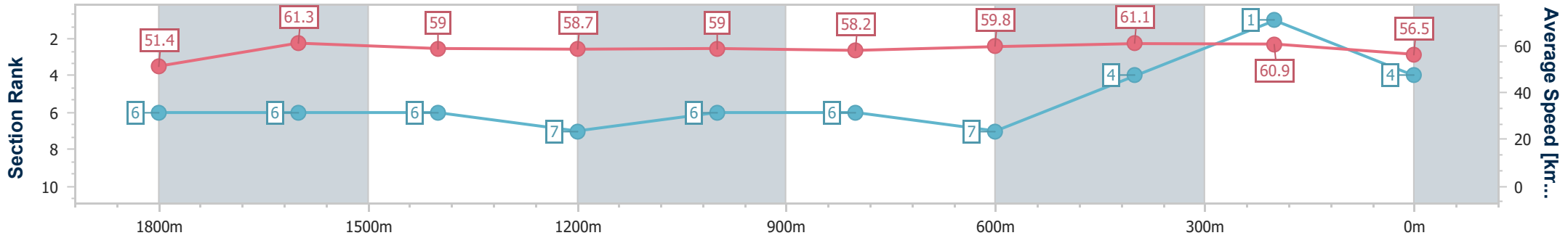
25 September 2024 - 15:31

Track Rating: Good 4, Weather: Fine, Rail Position: +6.5m Entire



BRISBANE RACING CLUB

Section	Overall	1800m	1600m	1400m	1200m	1000m	800m	600m	400m	200m
Section Times	2:06.23 [4] (0:16.81)	1:49.42 [6] (0:11.66)	1:37.76 [6] (0:12.18)	1:25.58 [6] (0:12.38)	1:13.20 [7] (0:12.08)	1:01.12 [6] (0:12.55)	0:48.57 [6] (0:12.15)	0:36.42 [7] (0:11.82)	0:24.60 [4] (0:11.86)	0:12.74 [1] (0:12.74)
Average Speed [km/h]	51.4	61.3	59.0	58.7	59.0	58.2	59.8	61.1	60.9	56.5
Top Speed [km/h]	64.4	63.1	60.7	59.5	60.5	60.2	62.4	62.1	61.8	58.7
Avg. Dist. to Rail [m]	2.5	0.9	0.6	1.1	1.8	2.2	1.8	0.7	1.0	2.5
Avg. Stride Freq. [Hz]	2.2	2.2	2.2	2.2	2.1	2.1	2.2	2.2	2.2	2.2
Avg. Stride Length [m]	6.5	7.9	7.4	7.6	7.6	7.6	7.7	7.7	7.6	7.3



- [] Ranking at each section and finish
- .-.- No data available at this section
- NA No data available



Horse/Jockey Name	Son Of Satono
Final Rank	5
Fastest Section Time (Section)	0:11.32 (1800m)
Top Speed [km/h] (Section)	66.4 (Overall)
Race State	Finished



Doomben QLD Professional

Race 4: SKY RACING Class 3 Handicap - 2040m

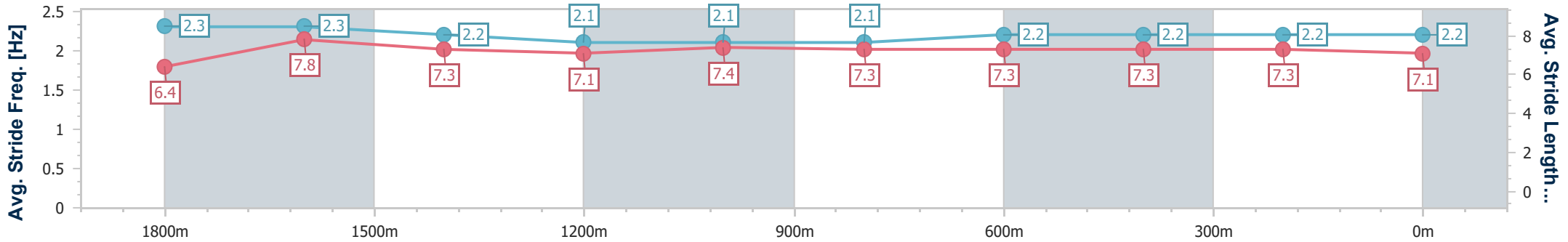
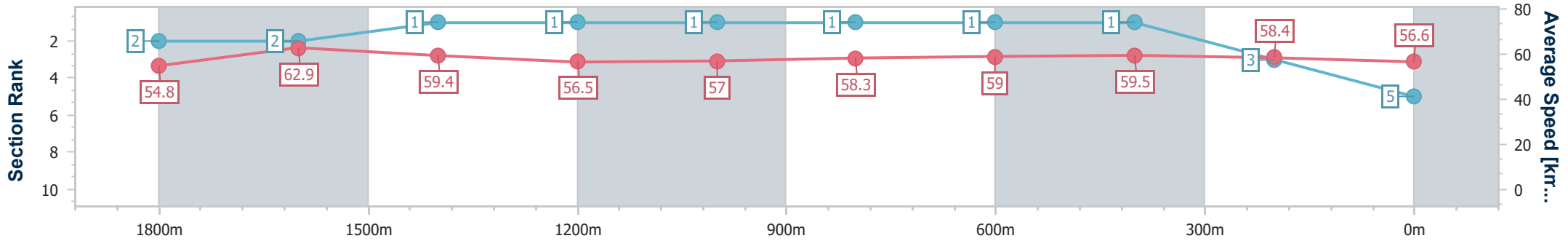
25 September 2024 - 15:31

Track Rating: Good 4, Weather: Fine, Rail Position: +6.5m Entire



BRISBANE RACING CLUB

Section	Overall	1800m	1600m	1400m	1200m	1000m	800m	600m	400m	200m
Section Times	2:06.25 [5] (0:15.74)	1:50.51 [2] (0:11.32)	1:39.19 [2] (0:12.10)	1:27.09 [1] (0:12.74)	1:14.35 [1] (0:12.62)	1:01.73 [1] (0:12.43)	0:49.30 [1] (0:12.22)	0:37.08 [1] (0:12.04)	0:25.04 [1] (0:12.31)	0:12.73 [3] (0:12.73)
Average Speed [km/h]	54.8	62.9	59.4	56.5	57.0	58.3	59.0	59.5	58.4	56.6
Top Speed [km/h]	66.4	65.5	60.8	58.0	57.4	58.7	60.4	61.0	59.0	58.4
Avg. Dist. to Rail [m]	1.9	2.0	0.6	0.3	0.9	1.0	0.5	0.5	0.8	0.6
Avg. Stride Freq. [Hz]	2.3	2.3	2.2	2.1	2.1	2.1	2.2	2.2	2.2	2.2
Avg. Stride Length [m]	6.4	7.8	7.3	7.1	7.4	7.3	7.3	7.3	7.3	7.1



- [] Ranking at each section and finish
- .-.- No data available at this section
- NA No data available



Horse/Jockey Name	Shy Guy
Final Rank	6
Fastest Section Time (Section)	0:11.81 (1800m)
Top Speed [km/h] (Section)	62.8 (Overall)
Race State	Finished



Doomben QLD Professional

Race 4: SKY RACING Class 3 Handicap - 2040m

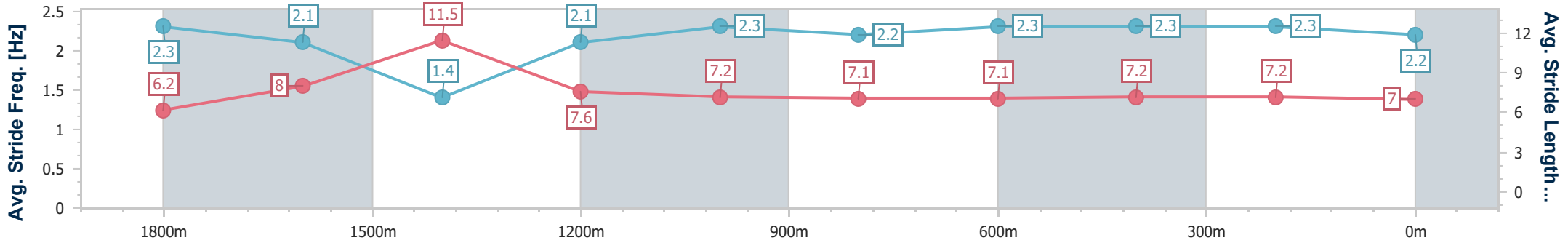
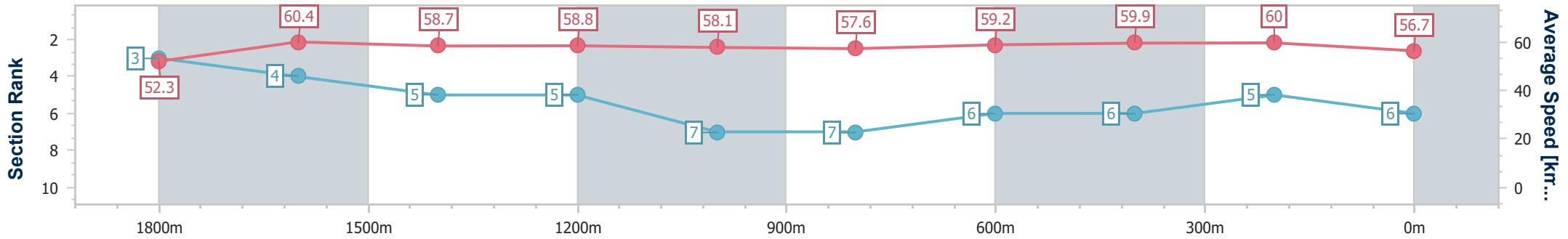
25 September 2024 - 15:31

Track Rating: Good 4, Weather: Fine, Rail Position: +6.5m Entire



BRISBANE RACING CLUB

Section	Overall	1800m	1600m	1400m	1200m	1000m	800m	600m	400m	200m
Section Times	2:06.47 [6] (0:16.53)	1:49.94 [3] (0:11.81)	1:38.13 [4] (0:12.20)	1:25.93 [5] (0:12.23)	1:13.70 [5] (0:12.38)	1:01.32 [7] (0:12.52)	0:48.80 [7] (0:12.13)	0:36.67 [6] (0:11.97)	0:24.70 [6] (0:11.95)	0:12.75 [5] (0:12.75)
Average Speed [km/h]	52.3	60.4	58.7	58.8	58.1	57.6	59.2	59.9	60.0	56.7
Top Speed [km/h]	62.8	62.6	60.1	60.0	59.6	58.7	61.1	61.2	61.5	60.4
Avg. Dist. to Rail [m]	1.1	1.8	0.7	0.6	0.2	0.4	0.1	0.7	1.2	2.4
Avg. Stride Freq. [Hz]	2.3	2.1	1.4	2.1	2.3	2.2	2.3	2.3	2.3	2.2
Avg. Stride Length [m]	6.2	8.0	11.5	7.6	7.2	7.1	7.1	7.2	7.2	7.0



- [] Ranking at each section and finish
- .-.- No data available at this section
- NA No data available



Horse/Jockey Name	Sir Leonidas
Final Rank	7
Fastest Section Time (Section)	0:11.57 (1800m)
Top Speed [km/h] (Section)	64.9 (1200m)
Race State	Finished



Doomben QLD Professional

Race 4: SKY RACING Class 3 Handicap - 2040m

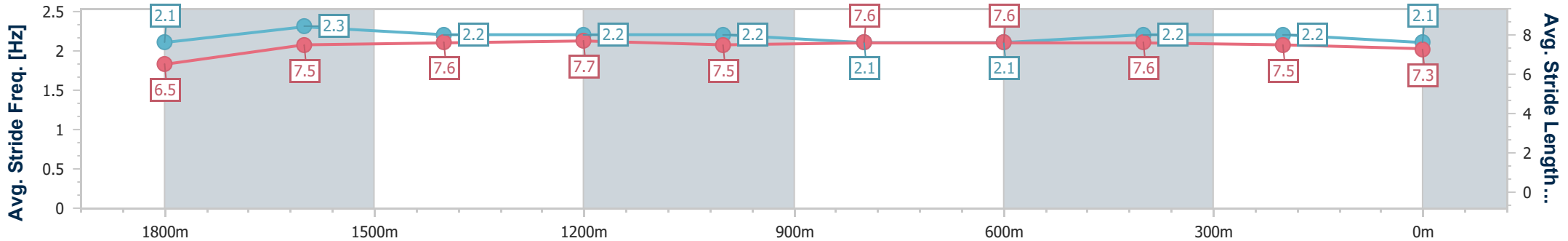
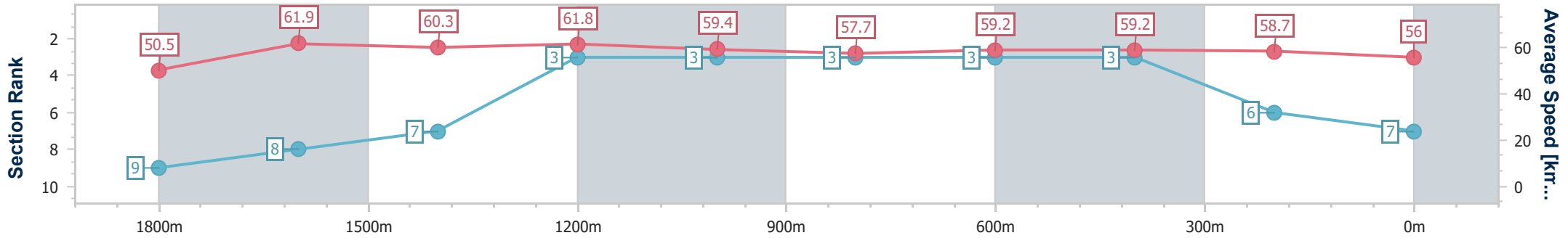
25 September 2024 - 15:31

Track Rating: Good 4, Weather: Fine, Rail Position: +6.5m Entire



BRISBANE RACING CLUB

Section	Overall	1800m	1600m	1400m	1200m	1000m	800m	600m	400m	200m
Section Times	2:06.63 [7] (0:17.16)	1:49.47 [9] (0:11.57)	1:37.90 [8] (0:12.00)	1:25.90 [7] (0:11.85)	1:14.05 [3] (0:12.14)	1:01.91 [3] (0:12.53)	0:49.38 [3] (0:12.20)	0:37.18 [3] (0:12.08)	0:25.10 [3] (0:12.21)	0:12.89 [6] (0:12.89)
Average Speed [km/h]	50.5	61.9	60.3	61.8	59.4	57.7	59.2	59.2	58.7	56.0
Top Speed [km/h]	63.5	63.5	60.9	62.6	64.9	58.8	60.4	60.3	60.2	57.1
Avg. Dist. to Rail [m]	0.7	0.5	1.1	3.0	0.9	0.7	0.4	0.6	1.7	0.6
Avg. Stride Freq. [Hz]	2.1	2.3	2.2	2.2	2.2	2.1	2.1	2.2	2.2	2.1
Avg. Stride Length [m]	6.5	7.5	7.6	7.7	7.5	7.6	7.6	7.6	7.5	7.3



- [] Ranking at each section and finish
- .-.- No data available at this section
- NA No data available



Horse/Jockey Name	Godra
Final Rank	8
Fastest Section Time (Section)	0:11.83 (1800m)
Top Speed [km/h] (Section)	63.3 (1800m)
Race State	Finished



Doomben QLD Professional

Race 4: SKY RACING Class 3 Handicap - 2040m

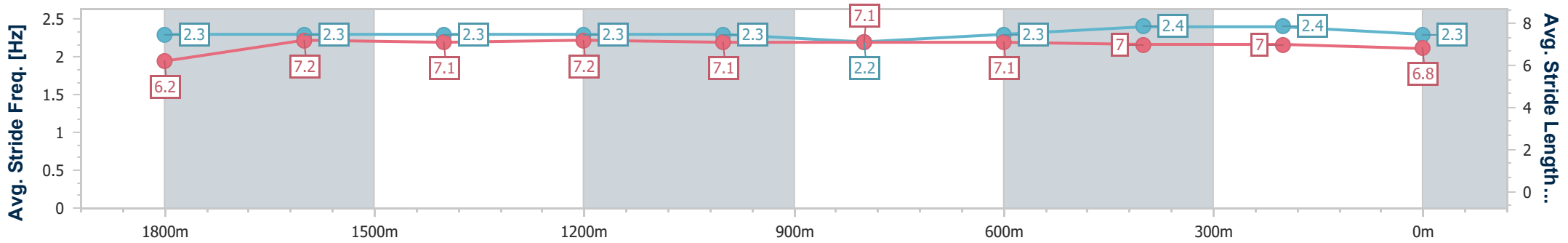
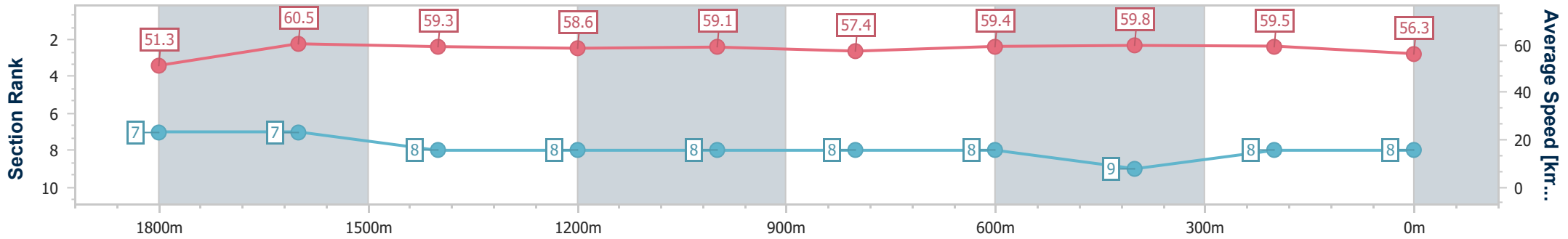
25 September 2024 - 15:31

Track Rating: Good 4, Weather: Fine, Rail Position: +6.5m Entire



BRISBANE RACING CLUB

Section	Overall	1800m	1600m	1400m	1200m	1000m	800m	600m	400m	200m
Section Times	2:06.90 [8] (0:16.84)	1:50.06 [7] (0:11.83)	1:38.23 [7] (0:12.08)	1:26.15 [8] (0:12.30)	1:13.85 [8] (0:12.22)	1:01.63 [8] (0:12.57)	0:49.06 [8] (0:12.15)	0:36.91 [8] (0:12.00)	0:24.91 [9] (0:12.10)	0:12.81 [8] (0:12.81)
Average Speed [km/h]	51.3	60.5	59.3	58.6	59.1	57.4	59.4	59.8	59.5	56.3
Top Speed [km/h]	62.7	63.3	62.5	60.7	60.8	58.1	61.9	61.0	61.4	59.0
Avg. Dist. to Rail [m]	1.0	1.2	0.8	0.4	0.9	0.8	1.0	0.8	1.1	0.6
Avg. Stride Freq. [Hz]	2.3	2.3	2.3	2.3	2.3	2.2	2.3	2.4	2.4	2.3
Avg. Stride Length [m]	6.2	7.2	7.1	7.2	7.1	7.1	7.1	7.0	7.0	6.8



- [] Ranking at each section and finish
- .-.- No data available at this section
- NA No data available



Horse/Jockey Name	Jumeirah Triangle
Final Rank	9
Fastest Section Time (Section)	0:12.01 (600m)
Top Speed [km/h] (Section)	62.5 (Overall)
Race State	Finished



Doomben QLD Professional

Race 4: SKY RACING Class 3 Handicap - 2040m

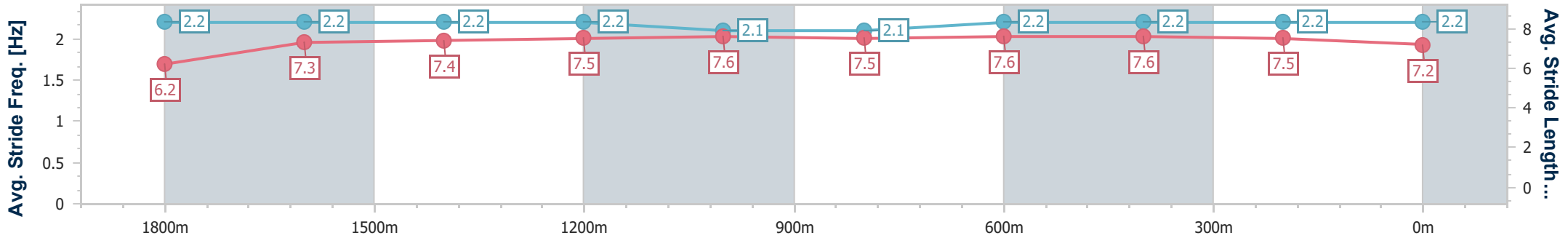
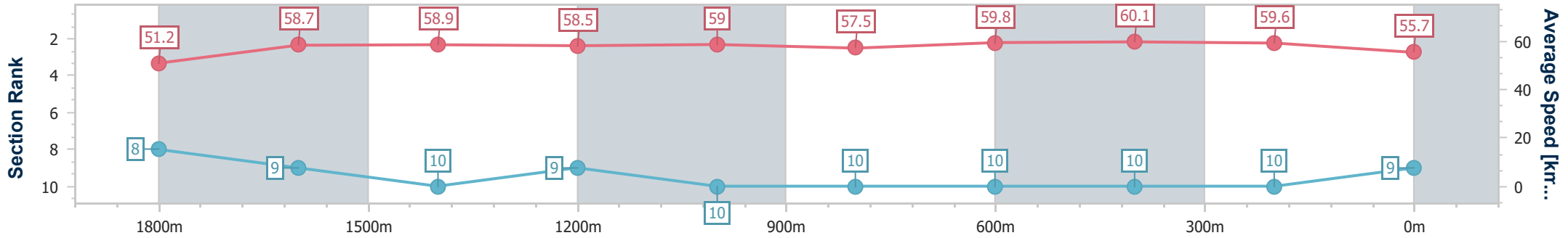
25 September 2024 - 15:31

Track Rating: Good 4, Weather: Fine, Rail Position: +6.5m Entire



BRISBANE RACING CLUB

Section	Overall	1800m	1600m	1400m	1200m	1000m	800m	600m	400m	200m
Section Times	2:07.26 [9] (0:16.91)	1:50.35 [8] (0:12.06)	1:38.29 [9] (0:12.16)	1:26.13 [10] (0:12.22)	1:13.91 [9] (0:12.24)	1:01.67 [10] (0:12.56)	0:49.11 [10] (0:12.10)	0:37.01 [10] (0:12.01)	0:25.00 [10] (0:12.07)	0:12.93 [10] (0:12.93)
Average Speed [km/h]	51.2	58.7	58.9	58.5	59.0	57.5	59.8	60.1	59.6	55.7
Top Speed [km/h]	62.5	62.1	59.6	60.4	61.0	58.8	60.3	61.3	60.6	59.7
Avg. Dist. to Rail [m]	1.4	2.3	1.4	1.1	0.8	0.9	0.8	0.5	1.5	3.1
Avg. Stride Freq. [Hz]	2.2	2.2	2.2	2.2	2.1	2.1	2.2	2.2	2.2	2.2
Avg. Stride Length [m]	6.2	7.3	7.4	7.5	7.6	7.5	7.6	7.6	7.5	7.2



- [] Ranking at each section and finish
- .-.- No data available at this section
- NA No data available



Horse/Jockey Name	Do It For You
Final Rank	10
Fastest Section Time (Section)	0:11.58 (1800m)
Top Speed [km/h] (Section)	69.0 (Overall)
Race State	Finished



Doomben QLD Professional

Race 4: SKY RACING Class 3 Handicap - 2040m

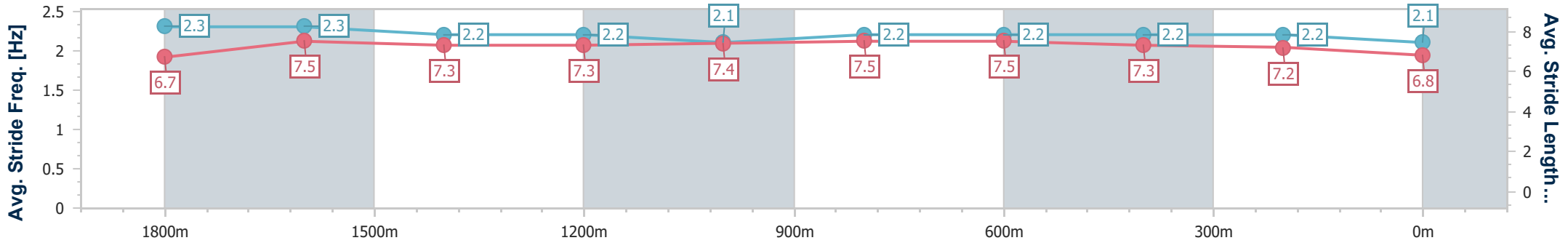
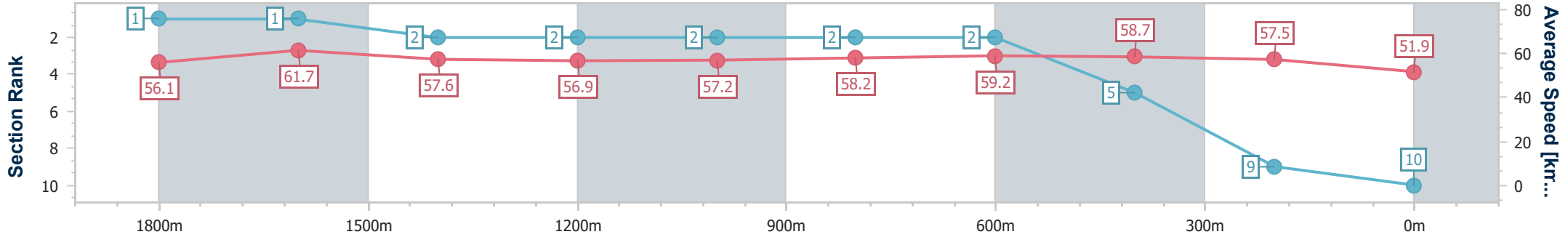
25 September 2024 - 15:31

Track Rating: Good 4, Weather: Fine, Rail Position: +6.5m Entire



BRISBANE RACING CLUB

Section	Overall	1800m	1600m	1400m	1200m	1000m	800m	600m	400m	200m
Section Times	2:08.10 [10] (0:15.43)	1:52.67 [1] (0:11.58)	1:41.09 [1] (0:12.44)	1:28.65 [2] (0:12.66)	1:15.99 [2] (0:12.61)	1:03.38 [2] (0:12.43)	0:50.95 [2] (0:12.27)	0:38.68 [2] (0:12.26)	0:26.42 [5] (0:12.56)	0:13.86 [9] (0:13.86)
Average Speed [km/h]	56.1	61.7	57.6	56.9	57.2	58.2	59.2	58.7	57.5	51.9
Top Speed [km/h]	69.0	67.9	58.9	57.9	58.4	59.2	60.7	60.7	58.2	57.5
Avg. Dist. to Rail [m]	4.0	1.4	0.8	0.6	1.5	1.9	1.6	0.7	1.0	1.9
Avg. Stride Freq. [Hz]	2.3	2.3	2.2	2.2	2.1	2.2	2.2	2.2	2.2	2.1
Avg. Stride Length [m]	6.7	7.5	7.3	7.3	7.4	7.5	7.5	7.3	7.2	6.8



- [] Ranking at each section and finish
- .-.- No data available at this section
- NA No data available