



**Doomben QLD Professional**  
**Race 1: SPRING CARNIVAL BOOK NOW QTIS Three-Year-Old**  
**BENCHMARK 65 Handicap - 1350m**  
**25 September 2024 - 13:44**



Track Rating: Good 4, Weather: Fine, Rail Position: +6.5m Entire

| Section     |   | Overall              | 1200m                | 1000m                | 800m                     | 600m                     | 400m                     | Last 600m                |                          |                          |         |    |
|-------------|---|----------------------|----------------------|----------------------|--------------------------|--------------------------|--------------------------|--------------------------|--------------------------|--------------------------|---------|----|
| Field Times |   | 1:19.73<br>(0:11.02) | 1:08.71<br>(0:11.37) | 0:57.34<br>(0:11.59) | 0:45.75<br>(0:11.64)     | 0:34.11<br>(0:11.47)     | 0:22.64<br>(0:10.94)     | 0:34.11                  |                          |                          |         |    |
| Rank        | TAB Horse/Jockey                            | Barrier              | Top Speed [km/h]     | Fastest Section      |                          |                          |                          |                          | Distance Travelled [m]   |                          |         |    |
| 1           | 6 <b>MARAGICAL</b><br>Emily Lang            | 5                    | 67.6<br>400m         | 0:10.94<br>400m      | 1:19.73 [1]<br>(0:11.09) | 1:08.64 [2]<br>(0:11.30) | 0:57.34 [1]<br>(0:11.59) | 0:45.75 [1]<br>(0:11.64) | 0:34.11 [1]<br>(0:11.47) | 0:22.64 [1]<br>(0:10.94) | 0:34.11 |    |
| 2           | 1 <b>ESTRONDO</b><br>Bailey Wheeler         | 6                    | 68.9<br>400m         | 0:10.83<br>400m      | 1:19.92 [2]<br>(0:11.49) | 1:08.43 [5]<br>(0:11.43) | 0:57.00 [6]<br>(0:11.59) | 0:45.41 [6]<br>(0:11.53) | 0:33.88 [5]<br>(0:11.60) | 0:22.28 [5]<br>(0:10.83) | 0:33.88 | -1 |
| 3           | 5 <b>I'M HEROIC</b><br>Angela Jones         | 2                    | 68.1<br>400m         | 0:10.90<br>400m      | 1:19.94 [3]<br>(0:11.02) | 1:08.92 [1]<br>(0:11.54) | 0:57.38 [2]<br>(0:11.49) | 0:45.89 [2]<br>(0:11.57) | 0:34.32 [1]<br>(0:11.64) | 0:22.68 [2]<br>(0:10.90) | 0:34.32 | -8 |
| 4           | 3 <b>RAMP IT UP</b><br>Jake Bayliss         | 4                    | 67.1<br>400m         | 0:10.99<br>400m      | 1:20.04 [4]<br>(0:11.56) | 1:08.48 [6]<br>(0:11.31) | 0:57.17 [5]<br>(0:11.62) | 0:45.55 [5]<br>(0:11.64) | 0:33.91 [6]<br>(0:11.52) | 0:22.39 [6]<br>(0:10.99) | 0:33.91 | -3 |
| 5           | 4 <b>THE TORQUE FACTOR</b><br>Robbie Dolan  | 3                    | 67.2<br>400m         | 0:10.94<br>400m      | 1:20.10 [5]<br>(0:11.40) | 1:08.70 [4]<br>(0:11.39) | 0:57.31 [4]<br>(0:11.59) | 0:45.72 [4]<br>(0:11.61) | 0:34.11 [4]<br>(0:11.50) | 0:22.61 [4]<br>(0:10.94) | 0:34.11 | -2 |
| 6           | 2 <b>HERBIE TOWN</b><br>Georgina Cartwright | 1                    | 67.3<br>400m         | 0:11.03<br>400m      | 1:20.11 [6]<br>(0:11.23) | 1:08.88 [3]<br>(0:11.34) | 0:57.54 [3]<br>(0:11.61) | 0:45.93 [3]<br>(0:11.63) | 0:34.30 [3]<br>(0:11.57) | 0:22.73 [3]<br>(0:11.03) | 0:34.30 | -2 |

[ ] Ranking at each section and finish  
 -:-:-:- No data available at this section  
 NA No data available

SCN Saddle cloth number  
 DNF Did not finish  
 DNT Did not track



**Doomben QLD Professional**  
**Race 1: SPRING CARNIVAL BOOK NOW QTIS Three-Year-Old**  
**BENCHMARK 65 Handicap - 1350m**  
**25 September 2024 - 13:44**



Track Rating: Good 4, Weather: Fine, Rail Position: +6.5m Entire

| Section     |   |         |                  | 200m                 |                          |         |  | Last 600m |                        |
|-------------|---|---------|------------------|----------------------|--------------------------|---------|--|-----------|------------------------|
| Field Times |   |         |                  | 0:11.70<br>(0:11.70) |                          |         |  | 0:34.11   |                        |
| Rank        | TAB Horse/Jockey                            | Barrier | Top Speed [km/h] | Fastest Section      | Margin                   |         |  |           | Distance Travelled [m] |
| 1           | 6 <b>MARAGICAL</b><br>Emily Lang            | 5       | 67.6<br>400m     | 0:10.94<br>400m      | 0:11.70 [1]<br>(0:11.70) | 1:19.73 |  | 0:34.11   |                        |
| 2           | 1 <b>ESTRONDO</b><br>Bailey Wheeler         | 6       | 68.9<br>400m     | 0:10.83<br>400m      | 0:11.45 [5]<br>(0:11.45) | 1.17L   |  | 0:33.88   | -1                     |
| 3           | 5 <b>I'M HEROIC</b><br>Angela Jones         | 2       | 68.1<br>400m     | 0:10.90<br>400m      | 0:11.78 [2]<br>(0:11.78) | 1.28L   |  | 0:34.32   | -8                     |
| 4           | 3 <b>RAMP IT UP</b><br>Jake Bayliss         | 4       | 67.1<br>400m     | 0:10.99<br>400m      | 0:11.40 [6]<br>(0:11.40) | 1.86L   |  | 0:33.91   | -3                     |
| 5           | 4 <b>THE TORQUE FACTOR</b><br>Robbie Dolan  | 3       | 67.2<br>400m     | 0:10.94<br>400m      | 0:11.67 [4]<br>(0:11.67) | 2.23L   |  | 0:34.11   | -2                     |
| 6           | 2 <b>HERBIE TOWN</b><br>Georgina Cartwright | 1       | 67.3<br>400m     | 0:11.03<br>400m      | 0:11.70 [3]<br>(0:11.70) | 2.24L   |  | 0:34.30   | -2                     |

[ ] Ranking at each section and finish  
 -:-:-:- No data available at this section  
 NA No data available

SCN Saddle cloth number  
 DNF Did not finish  
 DNT Did not track



|                                |                |
|--------------------------------|----------------|
| Horse/Jockey Name              | Maragical      |
| Final Rank                     | 1              |
| Fastest Section Time (Section) | 0:10.94 (400m) |
| Top Speed [km/h] (Section)     | 67.6 (400m)    |
| Race State                     | Finished       |



**Doomben QLD Professional**  
**Race 1: SPRING CARNIVAL BOOK NOW QTIS Three-Year-Old BENCHMARK 65 Handicap - 1350m**

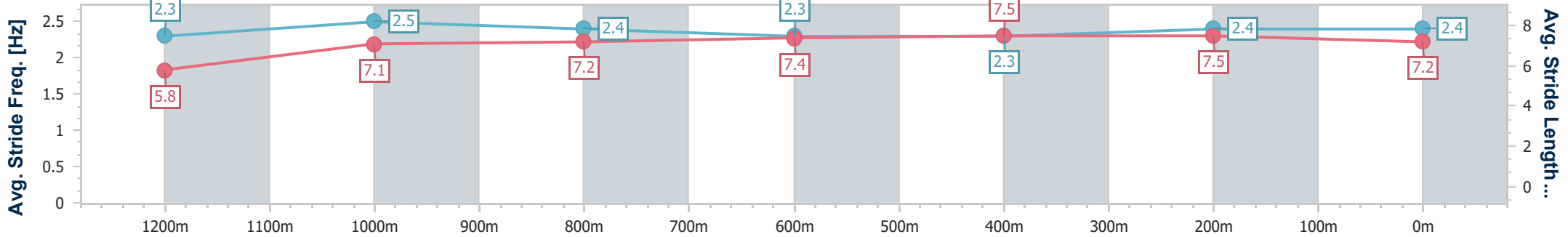
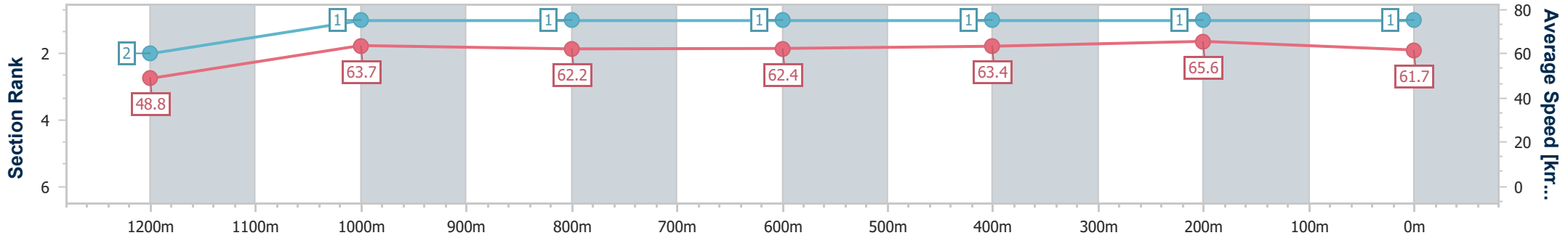


**BRISBANE RACING CLUB**

25 September 2024 - 13:44

Track Rating: Good 4, Weather: Fine, Rail Position: +6.5m Entire

| Section                | Overall                  | 1200m                    | 1000m                    | 800m                     | 600m                     | 400m                     | 200m                     |
|------------------------|--------------------------|--------------------------|--------------------------|--------------------------|--------------------------|--------------------------|--------------------------|
| Section Times          | 1:19.73 [1]<br>(0:11.09) | 1:08.64 [2]<br>(0:11.30) | 0:57.34 [1]<br>(0:11.59) | 0:45.75 [1]<br>(0:11.64) | 0:34.11 [1]<br>(0:11.47) | 0:22.64 [1]<br>(0:10.94) | 0:11.70 [1]<br>(0:11.70) |
| Average Speed [km/h]   | 48.8                     | 63.7                     | 62.2                     | 62.4                     | 63.4                     | 65.6                     | 61.7                     |
| Top Speed [km/h]       | 63.9                     | 65.7                     | 63.9                     | 63.2                     | 64.1                     | 67.6                     | 65.3                     |
| Avg. Dist. to Rail [m] | 4.5                      | 1.6                      | 1.7                      | 1.6                      | 1.3                      | 1.4                      | 1.6                      |
| Avg. Stride Freq. [Hz] | 2.3                      | 2.5                      | 2.4                      | 2.3                      | 2.3                      | 2.4                      | 2.4                      |
| Avg. Stride Length [m] | 5.8                      | 7.1                      | 7.2                      | 7.4                      | 7.5                      | 7.5                      | 7.2                      |



- [ ] Ranking at each section and finish
- .-.- No data available at this section
- NA No data available



|                                |                |
|--------------------------------|----------------|
| Horse/Jockey Name              | Estrondo       |
| Final Rank                     | 2              |
| Fastest Section Time (Section) | 0:10.83 (400m) |
| Top Speed [km/h] (Section)     | 68.9 (400m)    |
| Race State                     | Finished       |



**Doomben QLD Professional**  
**Race 1: SPRING CARNIVAL BOOK NOW QTIS Three-Year-Old**  
**BENCHMARK 65 Handicap - 1350m**

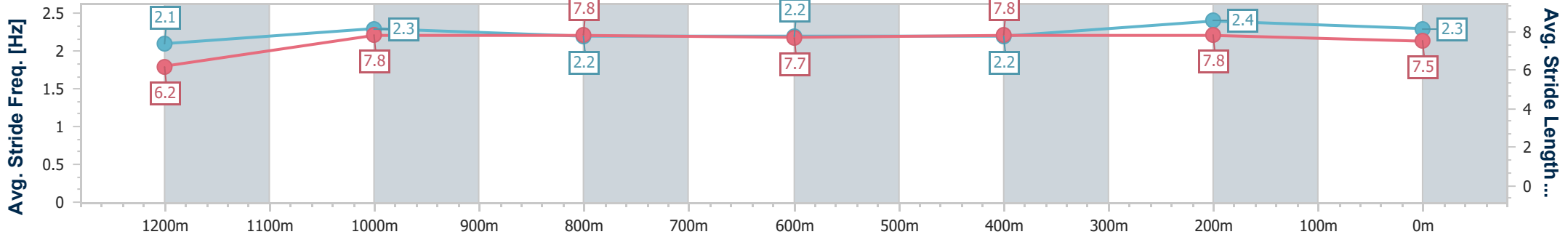
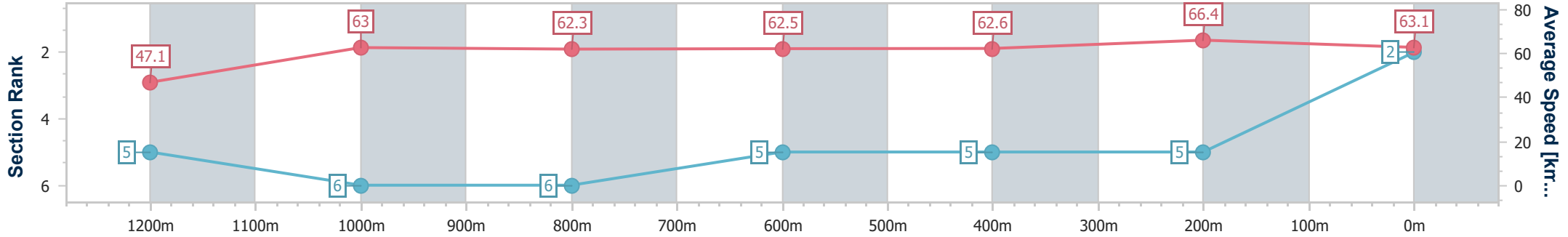


**BRISBANE**  
 RACING CLUB

25 September 2024 - 13:44

Track Rating: Good 4, Weather: Fine, Rail Position: +6.5m Entire

| Section                | Overall                  | 1200m                    | 1000m                    | 800m                     | 600m                     | 400m                     | 200m                     |
|------------------------|--------------------------|--------------------------|--------------------------|--------------------------|--------------------------|--------------------------|--------------------------|
| Section Times          | 1:19.92 [2]<br>(0:11.49) | 1:08.43 [5]<br>(0:11.43) | 0:57.00 [6]<br>(0:11.59) | 0:45.41 [6]<br>(0:11.53) | 0:33.88 [5]<br>(0:11.60) | 0:22.28 [5]<br>(0:10.83) | 0:11.45 [5]<br>(0:11.45) |
| Average Speed [km/h]   | 47.1                     | 63.0                     | 62.3                     | 62.5                     | 62.6                     | 66.4                     | 63.1                     |
| Top Speed [km/h]       | 62.4                     | 64.2                     | 64.2                     | 64.1                     | 64.5                     | 68.9                     | 67.1                     |
| Avg. Dist. to Rail [m] | 5.1                      | 0.3                      | 0.5                      | 1.0                      | 0.9                      | 2.8                      | 5.4                      |
| Avg. Stride Freq. [Hz] | 2.1                      | 2.3                      | 2.2                      | 2.2                      | 2.2                      | 2.4                      | 2.3                      |
| Avg. Stride Length [m] | 6.2                      | 7.8                      | 7.8                      | 7.7                      | 7.8                      | 7.8                      | 7.5                      |



- [ ] Ranking at each section and finish
- .-.- No data available at this section
- NA No data available



|                                |                |
|--------------------------------|----------------|
| Horse/Jockey Name              | I'm Heroic     |
| Final Rank                     | 3              |
| Fastest Section Time (Section) | 0:10.90 (400m) |
| Top Speed [km/h] (Section)     | 68.1 (400m)    |
| Race State                     | Finished       |



Doomben QLD Professional  
 Race 1: SPRING CARNIVAL BOOK NOW QTIS Three-Year-Old  
 BENCHMARK 65 Handicap - 1350m

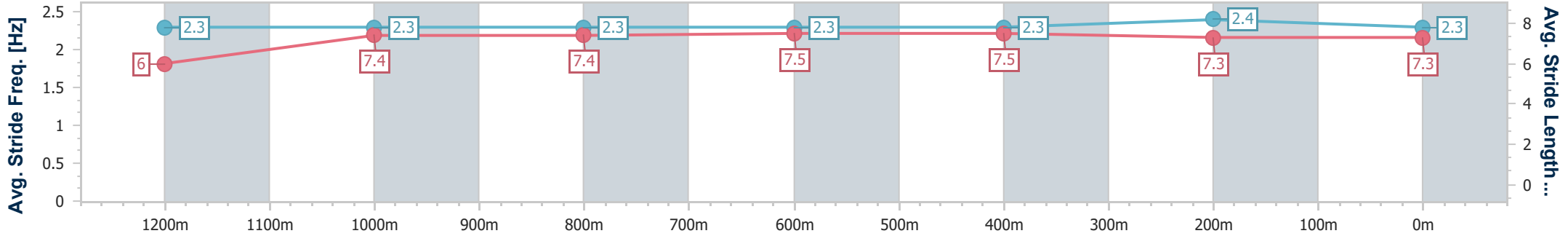
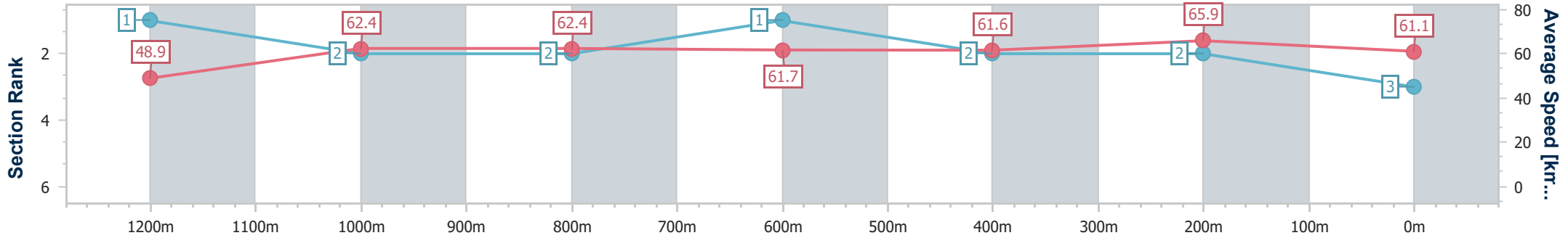


BRISBANE  
 RACING CLUB

25 September 2024 - 13:44

Track Rating: Good 4, Weather: Fine, Rail Position: +6.5m Entire

| Section                | Overall                  | 1200m                    | 1000m                    | 800m                     | 600m                     | 400m                     | 200m                     |
|------------------------|--------------------------|--------------------------|--------------------------|--------------------------|--------------------------|--------------------------|--------------------------|
| Section Times          | 1:19.94 [3]<br>(0:11.02) | 1:08.92 [1]<br>(0:11.54) | 0:57.38 [2]<br>(0:11.49) | 0:45.89 [2]<br>(0:11.57) | 0:34.32 [1]<br>(0:11.64) | 0:22.68 [2]<br>(0:10.90) | 0:11.78 [2]<br>(0:11.78) |
| Average Speed [km/h]   | 48.9                     | 62.4                     | 62.4                     | 61.7                     | 61.6                     | 65.9                     | 61.1                     |
| Top Speed [km/h]       | 63.3                     | 63.9                     | 64.8                     | 62.5                     | 63.6                     | 68.1                     | 65.4                     |
| Avg. Dist. to Rail [m] | 2.0                      | 0.7                      | 1.4                      | 1.5                      | 0.6                      | 0.8                      | 1.4                      |
| Avg. Stride Freq. [Hz] | 2.3                      | 2.3                      | 2.3                      | 2.3                      | 2.3                      | 2.4                      | 2.3                      |
| Avg. Stride Length [m] | 6.0                      | 7.4                      | 7.4                      | 7.5                      | 7.5                      | 7.3                      | 7.3                      |



- [ ] Ranking at each section and finish
- .-.- No data available at this section
- NA No data available



|                                |                |
|--------------------------------|----------------|
| Horse/Jockey Name              | Ramp It Up     |
| Final Rank                     | 4              |
| Fastest Section Time (Section) | 0:10.99 (400m) |
| Top Speed [km/h] (Section)     | 67.1 (400m)    |
| Race State                     | Finished       |



**Doomben QLD Professional**  
**Race 1: SPRING CARNIVAL BOOK NOW QTIS Three-Year-Old BENCHMARK 65 Handicap - 1350m**

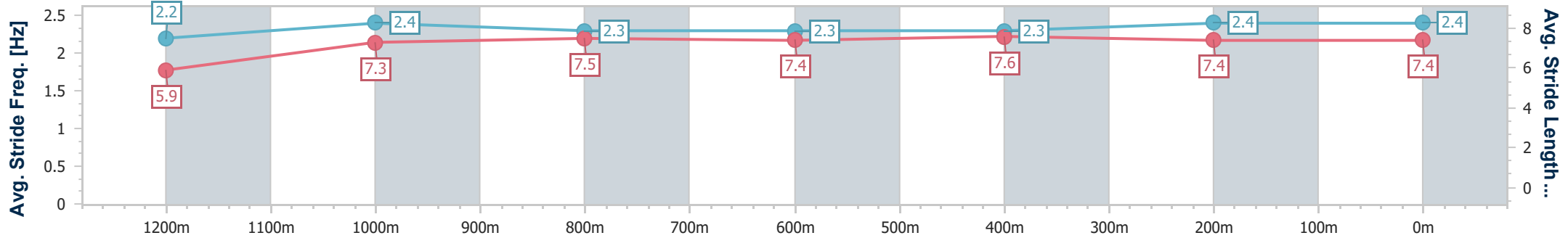
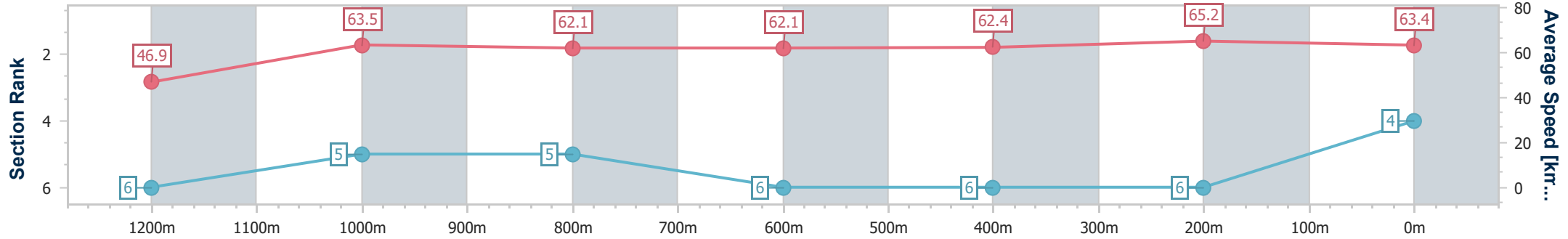


**BRISBANE RACING CLUB**

25 September 2024 - 13:44

Track Rating: Good 4, Weather: Fine, Rail Position: +6.5m Entire

| Section                | Overall                  | 1200m                    | 1000m                    | 800m                     | 600m                     | 400m                     | 200m                     |
|------------------------|--------------------------|--------------------------|--------------------------|--------------------------|--------------------------|--------------------------|--------------------------|
| Section Times          | 1:20.04 [4]<br>(0:11.56) | 1:08.48 [6]<br>(0:11.31) | 0:57.17 [5]<br>(0:11.62) | 0:45.55 [5]<br>(0:11.64) | 0:33.91 [6]<br>(0:11.52) | 0:22.39 [6]<br>(0:10.99) | 0:11.40 [6]<br>(0:11.40) |
| Average Speed [km/h]   | 46.9                     | 63.5                     | 62.1                     | 62.1                     | 62.4                     | 65.2                     | 63.4                     |
| Top Speed [km/h]       | 62.6                     | 65.7                     | 63.4                     | 63.6                     | 63.3                     | 67.1                     | 67.0                     |
| Avg. Dist. to Rail [m] | 3.7                      | 0.5                      | 0.7                      | 1.0                      | 0.7                      | 1.2                      | 1.8                      |
| Avg. Stride Freq. [Hz] | 2.2                      | 2.4                      | 2.3                      | 2.3                      | 2.3                      | 2.4                      | 2.4                      |
| Avg. Stride Length [m] | 5.9                      | 7.3                      | 7.5                      | 7.4                      | 7.6                      | 7.4                      | 7.4                      |



- [ ] Ranking at each section and finish
- .-.- No data available at this section
- NA No data available



|                                |                   |
|--------------------------------|-------------------|
| Horse/Jockey Name              | The Torque Factor |
| Final Rank                     | 5                 |
| Fastest Section Time (Section) | 0:10.94 (400m)    |
| Top Speed [km/h] (Section)     | 67.2 (400m)       |
| Race State                     | Finished          |



**Doomben QLD Professional**  
**Race 1: SPRING CARNIVAL BOOK NOW QTIS Three-Year-Old BENCHMARK 65 Handicap - 1350m**

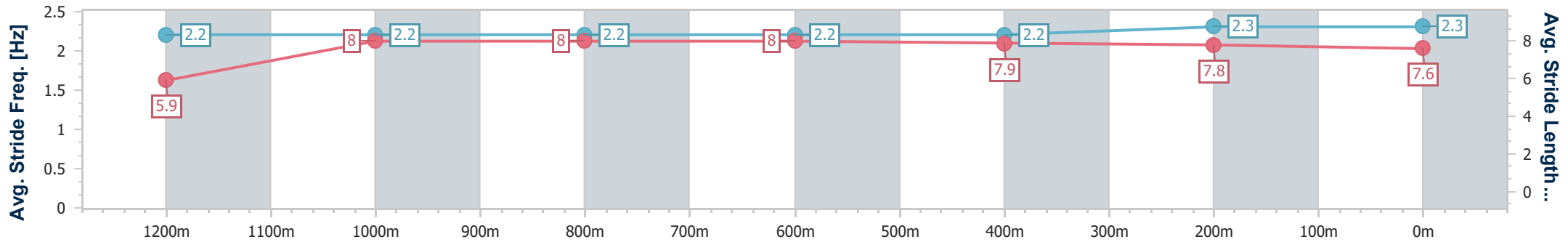
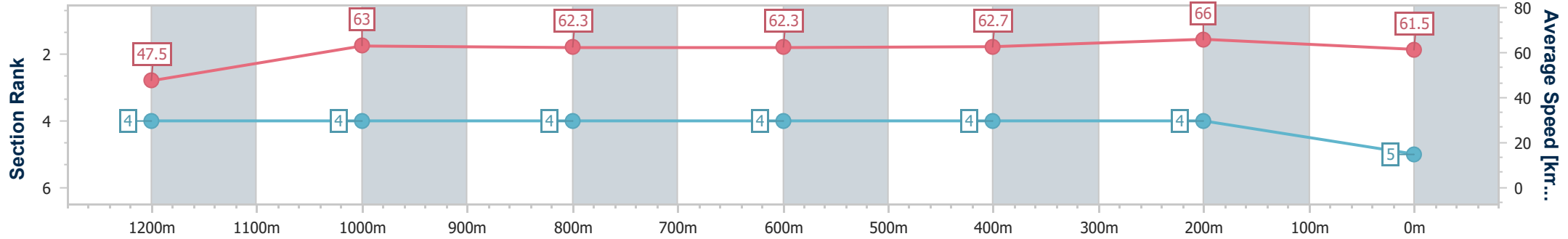


**BRISBANE RACING CLUB**

25 September 2024 - 13:44

Track Rating: Good 4, Weather: Fine, Rail Position: +6.5m Entire

| Section                | Overall                  | 1200m                    | 1000m                    | 800m                     | 600m                     | 400m                     | 200m                     |
|------------------------|--------------------------|--------------------------|--------------------------|--------------------------|--------------------------|--------------------------|--------------------------|
| Section Times          | 1:20.10 [5]<br>(0:11.40) | 1:08.70 [4]<br>(0:11.39) | 0:57.31 [4]<br>(0:11.59) | 0:45.72 [4]<br>(0:11.61) | 0:34.11 [4]<br>(0:11.50) | 0:22.61 [4]<br>(0:10.94) | 0:11.67 [4]<br>(0:11.67) |
| Average Speed [km/h]   | 47.5                     | 63.0                     | 62.3                     | 62.3                     | 62.7                     | 66.0                     | 61.5                     |
| Top Speed [km/h]       | 64.7                     | 64.8                     | 64.2                     | 63.3                     | 64.3                     | 67.2                     | 65.9                     |
| Avg. Dist. to Rail [m] | 2.1                      | 0.8                      | 0.6                      | 1.1                      | 1.0                      | 2.2                      | 2.5                      |
| Avg. Stride Freq. [Hz] | 2.2                      | 2.2                      | 2.2                      | 2.2                      | 2.2                      | 2.3                      | 2.3                      |
| Avg. Stride Length [m] | 5.9                      | 8.0                      | 8.0                      | 8.0                      | 7.9                      | 7.8                      | 7.6                      |



- [ ] Ranking at each section and finish
- .-.- No data available at this section
- NA No data available



|                                |                |
|--------------------------------|----------------|
| Horse/Jockey Name              | Herbie Town    |
| Final Rank                     | 6              |
| Fastest Section Time (Section) | 0:11.03 (400m) |
| Top Speed [km/h] (Section)     | 67.3 (400m)    |
| Race State                     | Finished       |

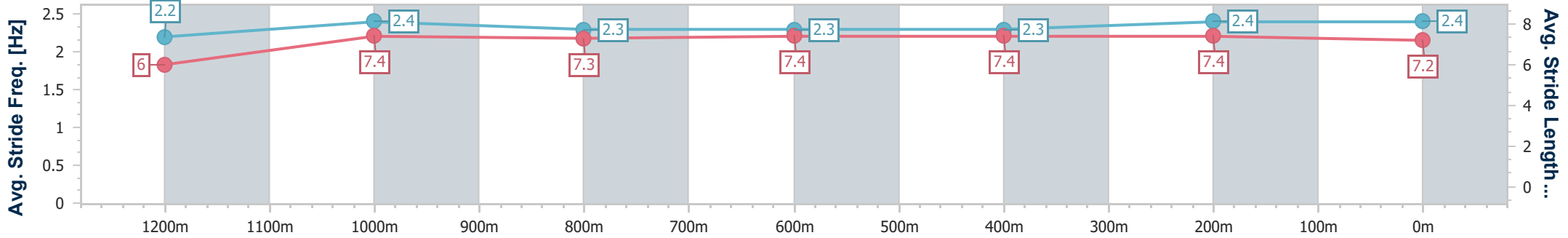
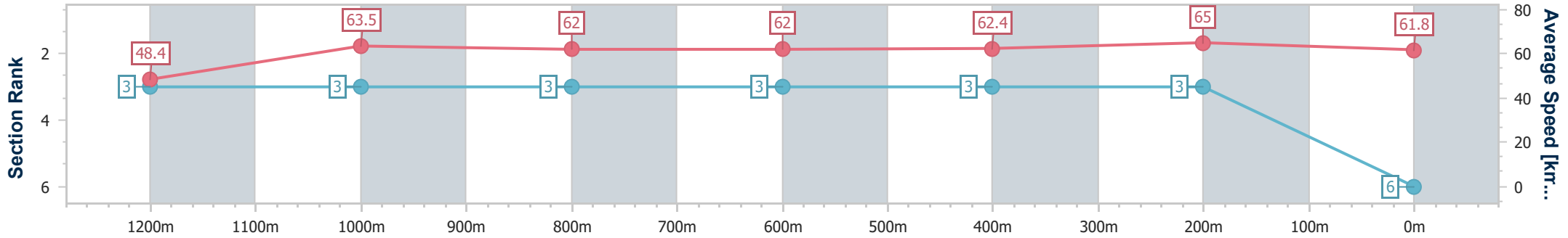


**Doomben QLD Professional**  
**Race 1: SPRING CARNIVAL BOOK NOW QTIS Three-Year-Old BENCHMARK 65 Handicap - 1350m**  
 25 September 2024 - 13:44  
 Track Rating: Good 4, Weather: Fine, Rail Position: +6.5m Entire



BRISBANE  
RACING CLUB

| Section                | Overall                  | 1200m                    | 1000m                    | 800m                     | 600m                     | 400m                     | 200m                     |
|------------------------|--------------------------|--------------------------|--------------------------|--------------------------|--------------------------|--------------------------|--------------------------|
| Section Times          | 1:20.11 [6]<br>(0:11.23) | 1:08.88 [3]<br>(0:11.34) | 0:57.54 [3]<br>(0:11.61) | 0:45.93 [3]<br>(0:11.63) | 0:34.30 [3]<br>(0:11.57) | 0:22.73 [3]<br>(0:11.03) | 0:11.70 [3]<br>(0:11.70) |
| Average Speed [km/h]   | 48.4                     | 63.5                     | 62.0                     | 62.0                     | 62.4                     | 65.0                     | 61.8                     |
| Top Speed [km/h]       | 63.0                     | 64.4                     | 64.3                     | 63.2                     | 64.0                     | 67.3                     | 65.2                     |
| Avg. Dist. to Rail [m] | 1.5                      | 0.5                      | 1.0                      | 0.4                      | 0.3                      | 0.6                      | 0.7                      |
| Avg. Stride Freq. [Hz] | 2.2                      | 2.4                      | 2.3                      | 2.3                      | 2.3                      | 2.4                      | 2.4                      |
| Avg. Stride Length [m] | 6.0                      | 7.4                      | 7.3                      | 7.4                      | 7.4                      | 7.4                      | 7.2                      |



- [ ] Ranking at each section and finish
- .-.- No data available at this section
- NA No data available





# Doomben QLD Professional

## Race 2: THE GIBSON Maiden Plate - 1640m

25 September 2024 - 14:20



BRISBANE  
RACING CLUB

Track Rating: Good 4, Weather: Fine, Rail Position: +6.5m Entire

| Section     |  | Overall              | 1400m                | 1200m                | 1000m                    | 800m                     | 600m                     | 400m                     | Last 600m                |                          |                          |         |                        |
|-------------|--|----------------------|----------------------|----------------------|--------------------------|--------------------------|--------------------------|--------------------------|--------------------------|--------------------------|--------------------------|---------|------------------------|
| Field Times |  | 1:39.86<br>(0:16.49) | 1:23.37<br>(0:12.33) | 1:11.04<br>(0:12.14) | 0:58.90<br>(0:12.51)     | 0:46.39<br>(0:12.15)     | 0:34.24<br>(0:11.46)     | 0:22.78<br>(0:11.08)     | 0:34.24                  |                          |                          |         |                        |
| Rank        | TAB Horse/Jockey                             | Barrier              | Top Speed [km/h]     | Fastest Section      |                          |                          |                          |                          |                          |                          |                          |         | Distance Travelled [m] |
| 1           | 3 <b>OUT OF ACES</b><br>Cody Collis          | 3                    | 67.0<br>400m         | 0:10.97<br>400m      | 1:39.86 [1]<br>(0:16.85) | 1:23.01 [4]<br>(0:12.31) | 1:10.70 [4]<br>(0:12.14) | 0:58.56 [4]<br>(0:12.65) | 0:45.91 [4]<br>(0:12.04) | 0:33.87 [4]<br>(0:11.40) | 0:22.47 [4]<br>(0:10.97) | 0:33.87 |                        |
| 2           | 6 <b>YOU KAY SQUEEZE</b><br>Samantha Collett | 6                    | 67.1<br>400m         | 0:11.08<br>400m      | 1:40.16 [2]<br>(0:16.56) | 1:23.60 [2]<br>(0:12.30) | 1:11.30 [2]<br>(0:12.10) | 0:59.20 [1]<br>(0:12.51) | 0:46.69 [1]<br>(0:12.15) | 0:34.54 [1]<br>(0:11.46) | 0:23.08 [1]<br>(0:11.08) | 0:34.54 | +12                    |
| 3           | 8 <b>SILK WARRIOR</b><br>Tiffani Brooker     | 4                    | 65.6<br>400m         | 0:11.23<br>400m      | 1:40.47 [3]<br>(0:16.49) | 1:23.98 [1]<br>(0:12.33) | 1:11.65 [1]<br>(0:12.17) | 0:59.48 [2]<br>(0:12.55) | 0:46.93 [2]<br>(0:12.10) | 0:34.83 [2]<br>(0:11.51) | 0:23.32 [2]<br>(0:11.23) | 0:34.83 | +7                     |
| 4           | 5 <b>EFFIE'S JOY</b><br>Noel Callow          | 2                    | 66.1<br>400m         | 0:11.11<br>400m      | 1:41.02 [4]<br>(0:17.03) | 1:23.99 [6]<br>(0:12.40) | 1:11.59 [6]<br>(0:12.04) | 0:59.55 [5]<br>(0:12.84) | 0:46.71 [6]<br>(0:11.96) | 0:34.75 [6]<br>(0:11.47) | 0:23.28 [7]<br>(0:11.11) | 0:34.75 | +17                    |
| 5           | 7 <b>AIKAU</b><br>Kyle Wilson-Taylor         | 8                    | 65.2<br>Overall      | 0:11.30<br>400m      | 1:41.14 [5]<br>(0:16.81) | 1:24.33 [3]<br>(0:12.22) | 1:12.11 [3]<br>(0:12.21) | 0:59.90 [3]<br>(0:12.56) | 0:47.34 [3]<br>(0:12.07) | 0:35.27 [3]<br>(0:11.51) | 0:23.76 [3]<br>(0:11.30) | 0:35.27 | +10                    |
| 6           | 1 <b>AMADOR</b><br>Michael Rodd              | 1                    | 65.7<br>600m         | 0:11.31<br>400m      | 1:41.14 [6]<br>(0:16.91) | 1:24.23 [5]<br>(0:12.43) | 1:11.80 [5]<br>(0:12.17) | 0:59.63 [6]<br>(0:12.76) | 0:46.87 [5]<br>(0:11.89) | 0:34.98 [5]<br>(0:11.44) | 0:23.54 [5]<br>(0:11.31) | 0:34.98 | +8                     |
| 7           | 9 <b>SUSPICIOUS AL</b><br>Cejay Graham       | 7                    | 64.0<br>600m         | 0:11.33<br>600m      | 1:41.42 [7]<br>(0:17.29) | 1:24.13 [8]<br>(0:12.41) | 1:11.72 [8]<br>(0:12.03) | 0:59.69 [7]<br>(0:12.77) | 0:46.92 [7]<br>(0:11.79) | 0:35.13 [7]<br>(0:11.33) | 0:23.80 [6]<br>(0:11.53) | 0:35.13 | +7                     |
| 8           | 2 <b>DULVERTON CHARM</b><br>Jasper Franklin  | 5                    | 64.7<br>600m         | 0:11.32<br>400m      | 1:41.46 [8]<br>(0:17.13) | 1:24.33 [7]<br>(0:12.52) | 1:11.81 [7]<br>(0:12.21) | 0:59.60 [8]<br>(0:12.78) | 0:46.82 [8]<br>(0:11.92) | 0:34.90 [8]<br>(0:11.43) | 0:23.47 [8]<br>(0:11.32) | 0:34.90 | +11                    |

Scratched: Papal Wars (#4)

[ ] Ranking at each section and finish  
 -:-:- No data available at this section  
 NA No data available

SCN Saddle cloth number  
 DNF Did not finish  
 DNT Did not track



**Doomben QLD Professional**  
**Race 2: THE GIBSON Maiden Plate - 1640m**  
**25 September 2024 - 14:20**



Track Rating: Good 4, Weather: Fine, Rail Position: +6.5m Entire

| Section     |  |         |                  | 200m                 |                          |         |  | Last 600m |                        |
|-------------|--|---------|------------------|----------------------|--------------------------|---------|--|-----------|------------------------|
| Field Times |  |         |                  | 0:11.70<br>(0:11.70) |                          |         |  | 0:34.24   |                        |
| Rank        | TAB Horse/Jockey                             | Barrier | Top Speed [km/h] | Fastest Section      | Margin                   |         |  |           | Distance Travelled [m] |
| 1           | 3 <b>OUT OF ACES</b><br>Cody Collis          | 3       | 67.0<br>400m     | 0:10.97<br>400m      | 0:11.50 [2]<br>(0:11.50) | 1:39.86 |  | 0:33.87   |                        |
| 2           | 6 <b>YOU KAY SQUEEZE</b><br>Samantha Collett | 6       | 67.1<br>400m     | 0:11.08<br>400m      | 0:12.00 [1]<br>(0:12.00) | 1.77L   |  | 0:34.54   | +12                    |
| 3           | 8 <b>SILK WARRIOR</b><br>Tiffani Brooker     | 4       | 65.6<br>400m     | 0:11.23<br>400m      | 0:12.09 [3]<br>(0:12.09) | 3.58L   |  | 0:34.83   | +7                     |
| 4           | 5 <b>EFFIE'S JOY</b><br>Noel Callow          | 2       | 66.1<br>400m     | 0:11.11<br>400m      | 0:12.17 [5]<br>(0:12.17) | 6.79L   |  | 0:34.75   | +17                    |
| 5           | 7 <b>AIKAU</b><br>Kyle Wilson-Taylor         | 8       | 65.2<br>Overall  | 0:11.30<br>400m      | 0:12.46 [4]<br>(0:12.46) | 7.51L   |  | 0:35.27   | +10                    |
| 6           | 1 <b>AMADOR</b><br>Michael Rodd              | 1       | 65.7<br>600m     | 0:11.31<br>400m      | 0:12.23 [6]<br>(0:12.23) | 7.55L   |  | 0:34.98   | +8                     |
| 7           | 9 <b>SUSPICIOUS AL</b><br>Cejay Graham       | 7       | 64.0<br>600m     | 0:11.33<br>600m      | 0:12.27 [7]<br>(0:12.27) | 9.15L   |  | 0:35.13   | +7                     |
| 8           | 2 <b>DULVERTON CHARM</b><br>Jasper Franklin  | 5       | 64.7<br>600m     | 0:11.32<br>400m      | 0:12.15 [8]<br>(0:12.15) | 9.38L   |  | 0:34.90   | +11                    |

Scratched: Papal Wars (#4)

[ ] Ranking at each section and finish  
 -:-:- No data available at this section  
 NA No data available

SCN Saddle cloth number  
 DNF Did not finish  
 DNT Did not track



|                                |                |
|--------------------------------|----------------|
| Horse/Jockey Name              | Out Of Aces    |
| Final Rank                     | 1              |
| Fastest Section Time (Section) | 0:10.97 (400m) |
| Top Speed [km/h] (Section)     | 67.0 (400m)    |
| Race State                     | Finished       |



### Doomben QLD Professional

Race 2: THE GIBSON Maiden Plate - 1640m

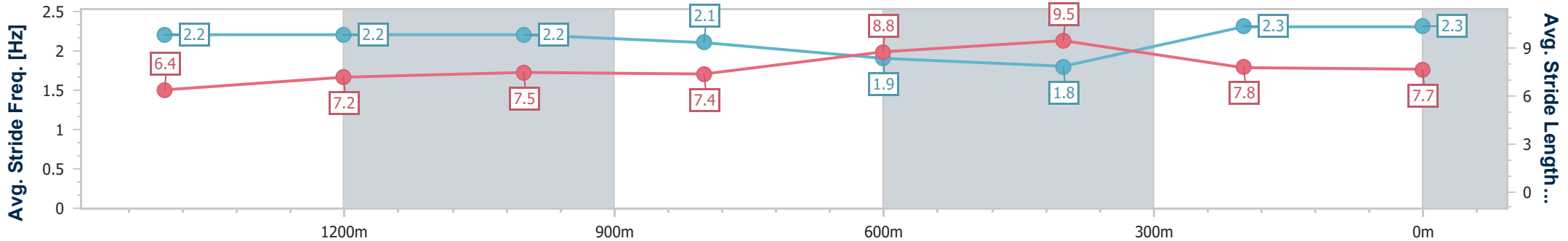
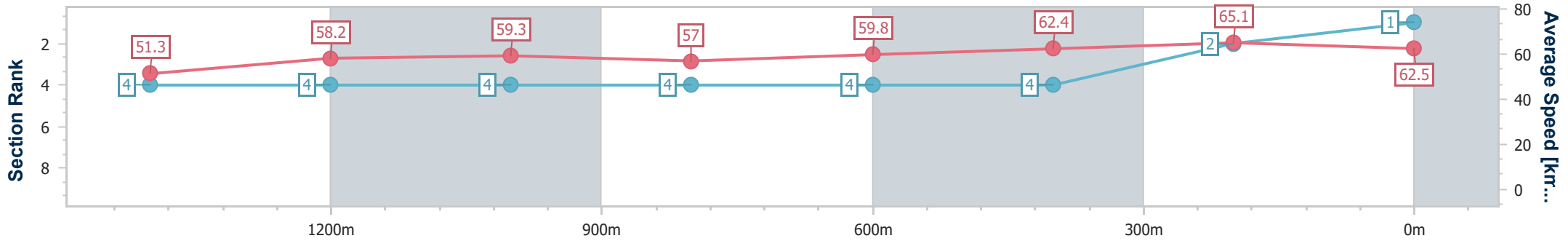
25 September 2024 - 14:20

Track Rating: Good 4, Weather: Fine, Rail Position: +6.5m Entire



BRISBANE RACING CLUB

| Section                | Overall                  | 1400m                    | 1200m                    | 1000m                    | 800m                     | 600m                     | 400m                     | 200m                     |
|------------------------|--------------------------|--------------------------|--------------------------|--------------------------|--------------------------|--------------------------|--------------------------|--------------------------|
| Section Times          | 1:39.86 [1]<br>(0:16.85) | 1:23.01 [4]<br>(0:12.31) | 1:10.70 [4]<br>(0:12.14) | 0:58.56 [4]<br>(0:12.65) | 0:45.91 [4]<br>(0:12.04) | 0:33.87 [4]<br>(0:11.40) | 0:22.47 [4]<br>(0:10.97) | 0:11.50 [2]<br>(0:11.50) |
| Average Speed [km/h]   | 51.3                     | 58.2                     | 59.3                     | 57.0                     | 59.8                     | 62.4                     | 65.1                     | 62.5                     |
| Top Speed [km/h]       | 61.4                     | 59.7                     | 60.0                     | 58.4                     | 61.3                     | 64.4                     | 67.0                     | 65.2                     |
| Avg. Dist. to Rail [m] | 1.3                      | 0.8                      | 0.4                      | 0.7                      | 0.3                      | 2.1                      | 2.0                      | 0.5                      |
| Avg. Stride Freq. [Hz] | 2.2                      | 2.2                      | 2.2                      | 2.1                      | 1.9                      | 1.8                      | 2.3                      | 2.3                      |
| Avg. Stride Length [m] | 6.4                      | 7.2                      | 7.5                      | 7.4                      | 8.8                      | 9.5                      | 7.8                      | 7.7                      |



- [ ] Ranking at each section and finish
- .-.- No data available at this section
- NA No data available



|                                |                 |
|--------------------------------|-----------------|
| Horse/Jockey Name              | You Kay Squeeze |
| Final Rank                     | 2               |
| Fastest Section Time (Section) | 0:11.08 (400m)  |
| Top Speed [km/h] (Section)     | 67.1 (400m)     |
| Race State                     | Finished        |

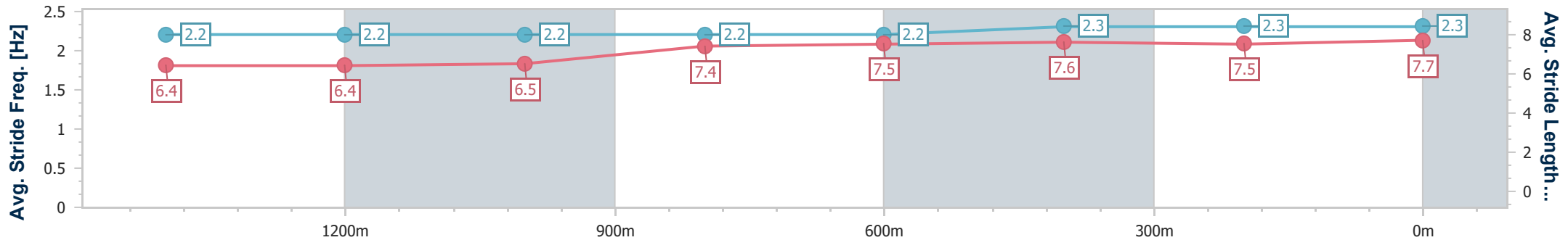
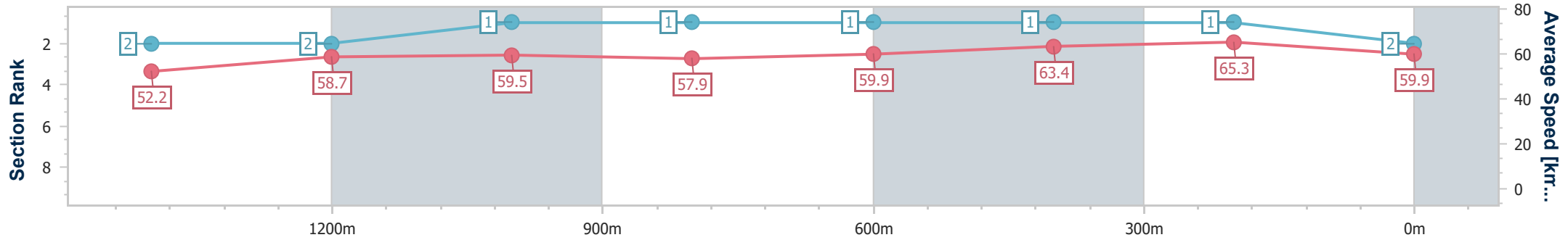


**Doomben QLD Professional**  
**Race 2: THE GIBSON Maiden Plate - 1640m**  
 25 September 2024 - 14:20  
 Track Rating: Good 4, Weather: Fine, Rail Position: +6.5m Entire



BRISBANE  
RACING CLUB

| Section                | Overall                  | 1400m                    | 1200m                    | 1000m                    | 800m                     | 600m                     | 400m                     | 200m                     |
|------------------------|--------------------------|--------------------------|--------------------------|--------------------------|--------------------------|--------------------------|--------------------------|--------------------------|
| Section Times          | 1:40.16 [2]<br>(0:16.56) | 1:23.60 [2]<br>(0:12.30) | 1:11.30 [2]<br>(0:12.10) | 0:59.20 [1]<br>(0:12.51) | 0:46.69 [1]<br>(0:12.15) | 0:34.54 [1]<br>(0:11.46) | 0:23.08 [1]<br>(0:11.08) | 0:12.00 [1]<br>(0:12.00) |
| Average Speed [km/h]   | 52.2                     | 58.7                     | 59.5                     | 57.9                     | 59.9                     | 63.4                     | 65.3                     | 59.9                     |
| Top Speed [km/h]       | 61.2                     | 60.2                     | 60.8                     | 59.3                     | 61.4                     | 66.2                     | 67.1                     | 64.1                     |
| Avg. Dist. to Rail [m] | 3.3                      | 0.9                      | 1.8                      | 2.3                      | 2.4                      | 1.8                      | 2.2                      | 2.8                      |
| Avg. Stride Freq. [Hz] | 2.2                      | 2.2                      | 2.2                      | 2.2                      | 2.2                      | 2.3                      | 2.3                      | 2.3                      |
| Avg. Stride Length [m] | 6.4                      | 6.4                      | 6.5                      | 7.4                      | 7.5                      | 7.6                      | 7.5                      | 7.7                      |



- [ ] Ranking at each section and finish
- .-.- No data available at this section
- NA No data available



|                                |                |
|--------------------------------|----------------|
| Horse/Jockey Name              | Silk Warrior   |
| Final Rank                     | 3              |
| Fastest Section Time (Section) | 0:11.23 (400m) |
| Top Speed [km/h] (Section)     | 65.6 (400m)    |
| Race State                     | Finished       |



Doomben QLD Professional

Race 2: THE GIBSON Maiden Plate - 1640m

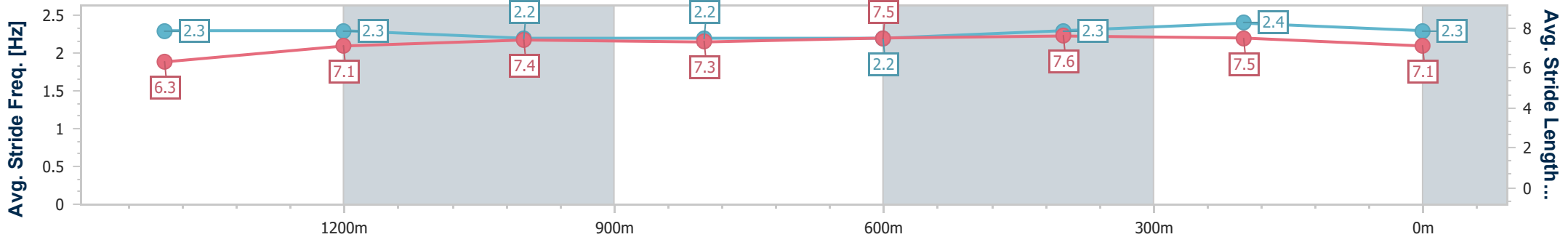
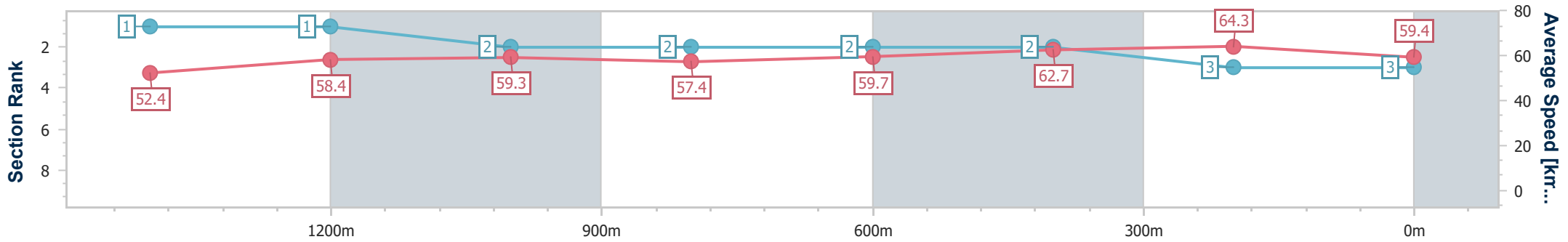
25 September 2024 - 14:20

Track Rating: Good 4, Weather: Fine, Rail Position: +6.5m Entire



BRISBANE RACING CLUB

| Section                | Overall                  | 1400m                    | 1200m                    | 1000m                    | 800m                     | 600m                     | 400m                     | 200m                     |
|------------------------|--------------------------|--------------------------|--------------------------|--------------------------|--------------------------|--------------------------|--------------------------|--------------------------|
| Section Times          | 1:40.47 [3]<br>(0:16.49) | 1:23.98 [1]<br>(0:12.33) | 1:11.65 [1]<br>(0:12.17) | 0:59.48 [2]<br>(0:12.55) | 0:46.93 [2]<br>(0:12.10) | 0:34.83 [2]<br>(0:11.51) | 0:23.32 [2]<br>(0:11.23) | 0:12.09 [3]<br>(0:12.09) |
| Average Speed [km/h]   | 52.4                     | 58.4                     | 59.3                     | 57.4                     | 59.7                     | 62.7                     | 64.3                     | 59.4                     |
| Top Speed [km/h]       | 64.5                     | 59.2                     | 59.9                     | 58.8                     | 61.1                     | 64.2                     | 65.6                     | 62.7                     |
| Avg. Dist. to Rail [m] | 1.8                      | 0.4                      | 0.7                      | 1.0                      | 0.5                      | 0.4                      | 0.2                      | 0.3                      |
| Avg. Stride Freq. [Hz] | 2.3                      | 2.3                      | 2.2                      | 2.2                      | 2.2                      | 2.3                      | 2.4                      | 2.3                      |
| Avg. Stride Length [m] | 6.3                      | 7.1                      | 7.4                      | 7.3                      | 7.5                      | 7.6                      | 7.5                      | 7.1                      |



- [ ] Ranking at each section and finish
- .-.-.- No data available at this section
- NA No data available



|                                |                |
|--------------------------------|----------------|
| Horse/Jockey Name              | Effie's Joy    |
| Final Rank                     | 4              |
| Fastest Section Time (Section) | 0:11.11 (400m) |
| Top Speed [km/h] (Section)     | 66.1 (400m)    |
| Race State                     | Finished       |

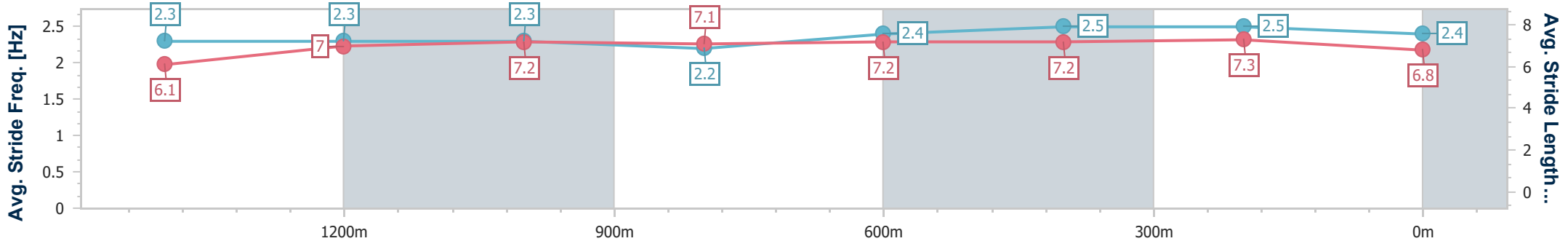
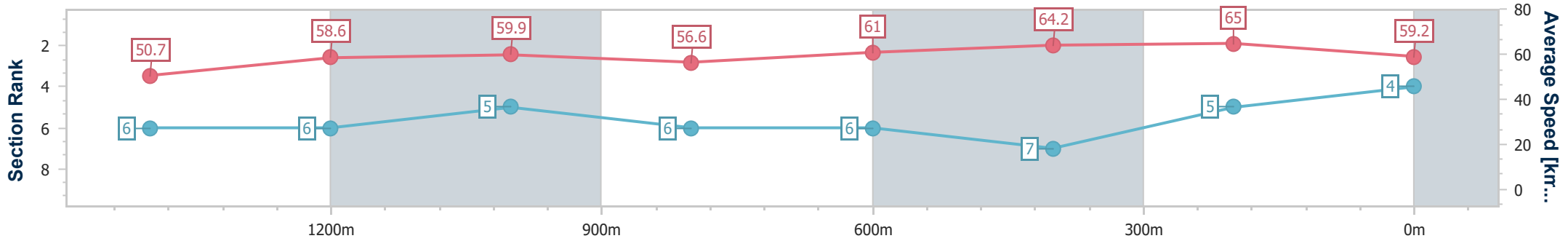


**Doomben QLD Professional**  
**Race 2: THE GIBSON Maiden Plate - 1640m**  
 25 September 2024 - 14:20  
 Track Rating: Good 4, Weather: Fine, Rail Position: +6.5m Entire



BRISBANE  
RACING CLUB

| Section                | Overall                  | 1400m                    | 1200m                    | 1000m                    | 800m                     | 600m                     | 400m                     | 200m                     |
|------------------------|--------------------------|--------------------------|--------------------------|--------------------------|--------------------------|--------------------------|--------------------------|--------------------------|
| Section Times          | 1:41.02 [4]<br>(0:17.03) | 1:23.99 [6]<br>(0:12.40) | 1:11.59 [6]<br>(0:12.04) | 0:59.55 [5]<br>(0:12.84) | 0:46.71 [6]<br>(0:11.96) | 0:34.75 [6]<br>(0:11.47) | 0:23.28 [7]<br>(0:11.11) | 0:12.17 [5]<br>(0:12.17) |
| Average Speed [km/h]   | 50.7                     | 58.6                     | 59.9                     | 56.6                     | 61.0                     | 64.2                     | 65.0                     | 59.2                     |
| Top Speed [km/h]       | 63.4                     | 61.3                     | 61.3                     | 59.0                     | 64.0                     | 66.0                     | 66.1                     | 63.7                     |
| Avg. Dist. to Rail [m] | 1.1                      | 1.6                      | 2.8                      | 2.5                      | 3.1                      | 4.3                      | 2.3                      | 4.6                      |
| Avg. Stride Freq. [Hz] | 2.3                      | 2.3                      | 2.3                      | 2.2                      | 2.4                      | 2.5                      | 2.5                      | 2.4                      |
| Avg. Stride Length [m] | 6.1                      | 7.0                      | 7.2                      | 7.1                      | 7.2                      | 7.2                      | 7.3                      | 6.8                      |



- [ ] Ranking at each section and finish
- .-.- No data available at this section
- NA No data available



|                                |                |
|--------------------------------|----------------|
| Horse/Jockey Name              | Aikau          |
| Final Rank                     | 5              |
| Fastest Section Time (Section) | 0:11.30 (400m) |
| Top Speed [km/h] (Section)     | 65.2 (Overall) |
| Race State                     | Finished       |

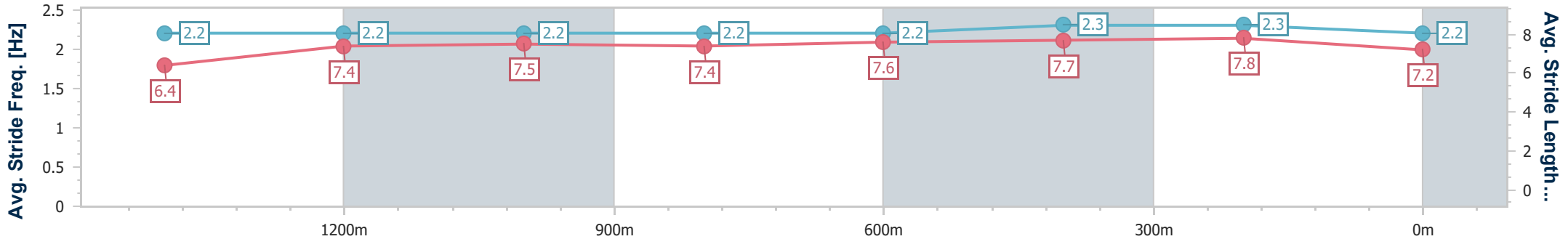
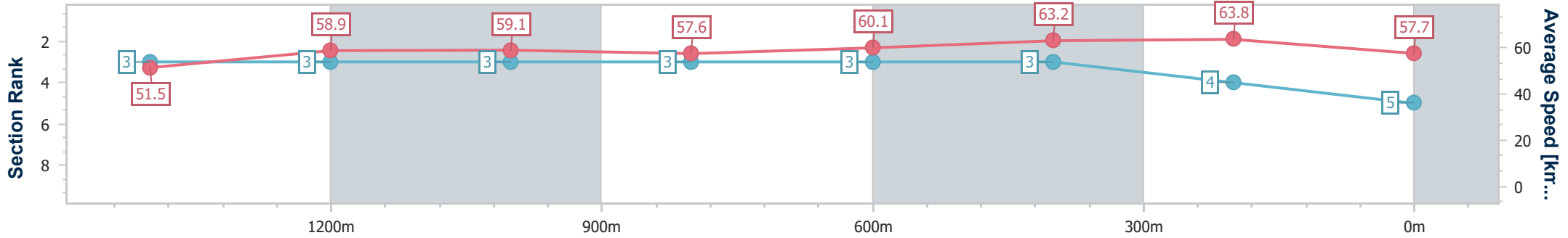


**Doomben QLD Professional**  
**Race 2: THE GIBSON Maiden Plate - 1640m**  
 25 September 2024 - 14:20  
 Track Rating: Good 4, Weather: Fine, Rail Position: +6.5m Entire



BRISBANE  
RACING CLUB

| Section                | Overall                  | 1400m                    | 1200m                    | 1000m                    | 800m                     | 600m                     | 400m                     | 200m                     |
|------------------------|--------------------------|--------------------------|--------------------------|--------------------------|--------------------------|--------------------------|--------------------------|--------------------------|
| Section Times          | 1:41.14 [5]<br>(0:16.81) | 1:24.33 [3]<br>(0:12.22) | 1:12.11 [3]<br>(0:12.21) | 0:59.90 [3]<br>(0:12.56) | 0:47.34 [3]<br>(0:12.07) | 0:35.27 [3]<br>(0:11.51) | 0:23.76 [3]<br>(0:11.30) | 0:12.46 [4]<br>(0:12.46) |
| Average Speed [km/h]   | 51.5                     | 58.9                     | 59.1                     | 57.6                     | 60.1                     | 63.2                     | 63.8                     | 57.7                     |
| Top Speed [km/h]       | 65.2                     | 61.0                     | 60.0                     | 59.5                     | 61.3                     | 64.6                     | 65.0                     | 60.9                     |
| Avg. Dist. to Rail [m] | 3.7                      | 0.4                      | 0.9                      | 1.3                      | 1.6                      | 1.6                      | 1.3                      | 0.8                      |
| Avg. Stride Freq. [Hz] | 2.2                      | 2.2                      | 2.2                      | 2.2                      | 2.2                      | 2.3                      | 2.3                      | 2.2                      |
| Avg. Stride Length [m] | 6.4                      | 7.4                      | 7.5                      | 7.4                      | 7.6                      | 7.7                      | 7.8                      | 7.2                      |



- [ ] Ranking at each section and finish
- .-.- No data available at this section
- NA No data available



|                                |                |
|--------------------------------|----------------|
| Horse/Jockey Name              | Amador         |
| Final Rank                     | 6              |
| Fastest Section Time (Section) | 0:11.31 (400m) |
| Top Speed [km/h] (Section)     | 65.7 (600m)    |
| Race State                     | Finished       |

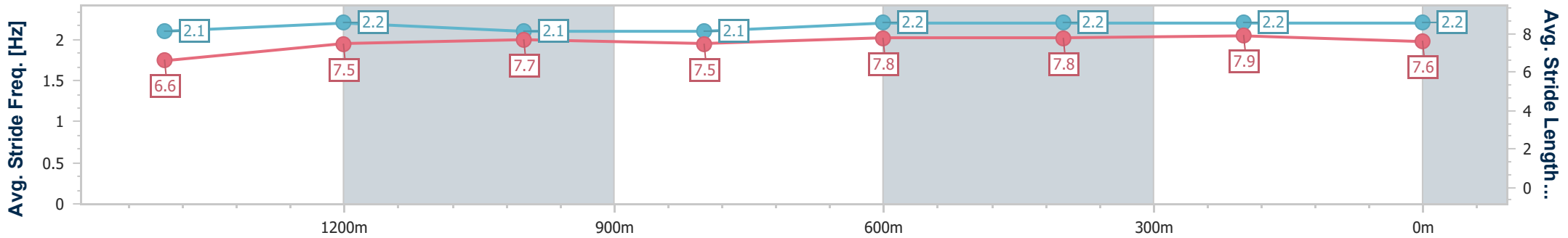
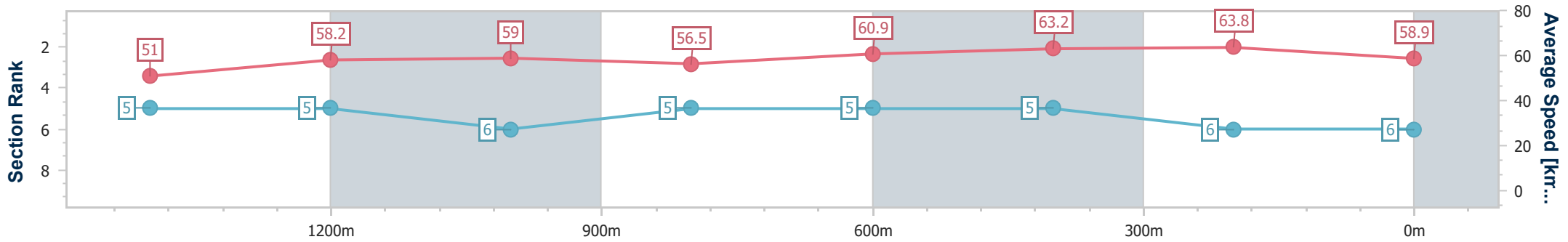


**Doomben QLD Professional**  
**Race 2: THE GIBSON Maiden Plate - 1640m**  
 25 September 2024 - 14:20  
 Track Rating: Good 4, Weather: Fine, Rail Position: +6.5m Entire



BRISBANE  
RACING CLUB

| Section                | Overall                  | 1400m                    | 1200m                    | 1000m                    | 800m                     | 600m                     | 400m                     | 200m                     |
|------------------------|--------------------------|--------------------------|--------------------------|--------------------------|--------------------------|--------------------------|--------------------------|--------------------------|
| Section Times          | 1:41.14 [6]<br>(0:16.91) | 1:24.23 [5]<br>(0:12.43) | 1:11.80 [5]<br>(0:12.17) | 0:59.63 [6]<br>(0:12.76) | 0:46.87 [5]<br>(0:11.89) | 0:34.98 [5]<br>(0:11.44) | 0:23.54 [5]<br>(0:11.31) | 0:12.23 [6]<br>(0:12.23) |
| Average Speed [km/h]   | 51.0                     | 58.2                     | 59.0                     | 56.5                     | 60.9                     | 63.2                     | 63.8                     | 58.9                     |
| Top Speed [km/h]       | 64.2                     | 60.3                     | 60.4                     | 58.2                     | 63.0                     | 65.7                     | 65.5                     | 62.4                     |
| Avg. Dist. to Rail [m] | 0.3                      | 0.4                      | 0.8                      | 0.9                      | 0.7                      | 1.1                      | 2.0                      | 2.6                      |
| Avg. Stride Freq. [Hz] | 2.1                      | 2.2                      | 2.1                      | 2.1                      | 2.2                      | 2.2                      | 2.2                      | 2.2                      |
| Avg. Stride Length [m] | 6.6                      | 7.5                      | 7.7                      | 7.5                      | 7.8                      | 7.8                      | 7.9                      | 7.6                      |



- [ ] Ranking at each section and finish
- .-.- No data available at this section
- NA No data available





|                                |                |
|--------------------------------|----------------|
| Horse/Jockey Name              | Suspicious AI  |
| Final Rank                     | 7              |
| Fastest Section Time (Section) | 0:11.33 (600m) |
| Top Speed [km/h] (Section)     | 64.0 (600m)    |
| Race State                     | Finished       |

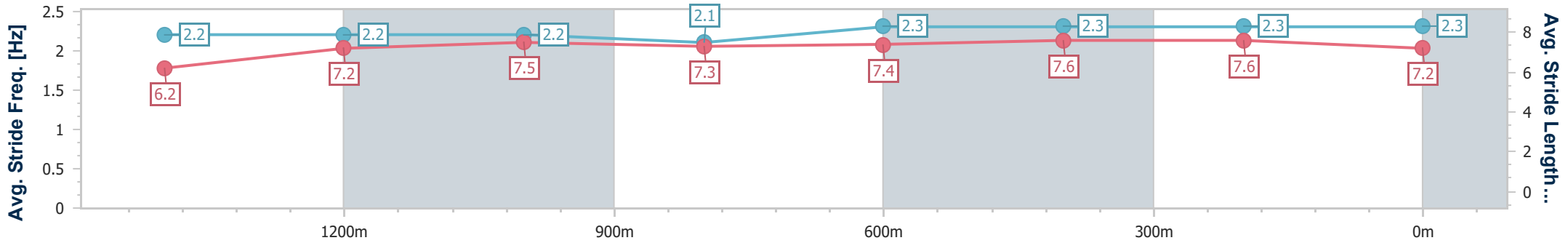
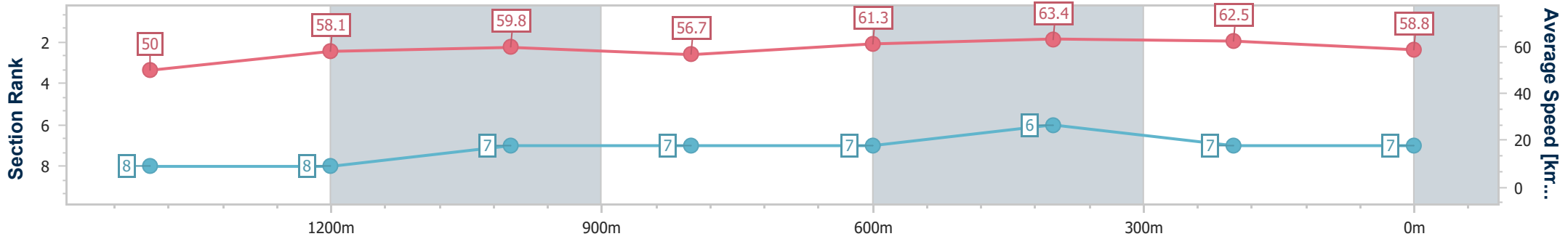


**Doomben QLD Professional**  
**Race 2: THE GIBSON Maiden Plate - 1640m**  
 25 September 2024 - 14:20  
 Track Rating: Good 4, Weather: Fine, Rail Position: +6.5m Entire



BRISBANE  
RACING CLUB

| Section                | Overall                  | 1400m                    | 1200m                    | 1000m                    | 800m                     | 600m                     | 400m                     | 200m                     |
|------------------------|--------------------------|--------------------------|--------------------------|--------------------------|--------------------------|--------------------------|--------------------------|--------------------------|
| Section Times          | 1:41.42 [7]<br>(0:17.29) | 1:24.13 [8]<br>(0:12.41) | 1:11.72 [8]<br>(0:12.03) | 0:59.69 [7]<br>(0:12.77) | 0:46.92 [7]<br>(0:11.79) | 0:35.13 [7]<br>(0:11.33) | 0:23.80 [6]<br>(0:11.53) | 0:12.27 [7]<br>(0:12.27) |
| Average Speed [km/h]   | 50.0                     | 58.1                     | 59.8                     | 56.7                     | 61.3                     | 63.4                     | 62.5                     | 58.8                     |
| Top Speed [km/h]       | 61.4                     | 63.5                     | 61.1                     | 58.7                     | 64.0                     | 64.0                     | 63.7                     | 60.7                     |
| Avg. Dist. to Rail [m] | 2.4                      | 0.6                      | 0.9                      | 1.0                      | 0.7                      | 0.3                      | 0.5                      | 1.0                      |
| Avg. Stride Freq. [Hz] | 2.2                      | 2.2                      | 2.2                      | 2.1                      | 2.3                      | 2.3                      | 2.3                      | 2.3                      |
| Avg. Stride Length [m] | 6.2                      | 7.2                      | 7.5                      | 7.3                      | 7.4                      | 7.6                      | 7.6                      | 7.2                      |



- [ ] Ranking at each section and finish
- .-.- No data available at this section
- NA No data available



|                                |                 |
|--------------------------------|-----------------|
| Horse/Jockey Name              | Dulverton Charm |
| Final Rank                     | 8               |
| Fastest Section Time (Section) | 0:11.32 (400m)  |
| Top Speed [km/h] (Section)     | 64.7 (600m)     |
| Race State                     | Finished        |



Doomben QLD Professional

Race 2: THE GIBSON Maiden Plate - 1640m

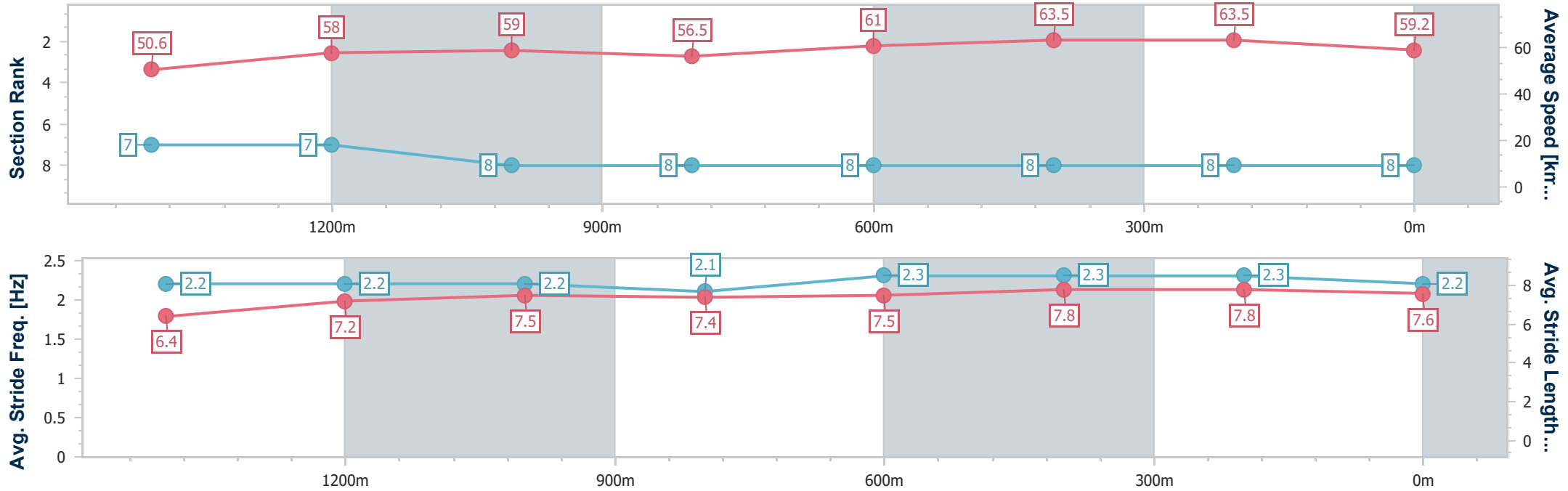
25 September 2024 - 14:20

Track Rating: Good 4, Weather: Fine, Rail Position: +6.5m Entire



BRISBANE RACING CLUB

| Section                | Overall                  | 1400m                    | 1200m                    | 1000m                    | 800m                     | 600m                     | 400m                     | 200m                     |
|------------------------|--------------------------|--------------------------|--------------------------|--------------------------|--------------------------|--------------------------|--------------------------|--------------------------|
| Section Times          | 1:41.46 [8]<br>(0:17.13) | 1:24.33 [7]<br>(0:12.52) | 1:11.81 [7]<br>(0:12.21) | 0:59.60 [8]<br>(0:12.78) | 0:46.82 [8]<br>(0:11.92) | 0:34.90 [8]<br>(0:11.43) | 0:23.47 [8]<br>(0:11.32) | 0:12.15 [8]<br>(0:12.15) |
| Average Speed [km/h]   | 50.6                     | 58.0                     | 59.0                     | 56.5                     | 61.0                     | 63.5                     | 63.5                     | 59.2                     |
| Top Speed [km/h]       | 60.7                     | 60.4                     | 60.7                     | 59.3                     | 63.9                     | 64.7                     | 64.5                     | 62.6                     |
| Avg. Dist. to Rail [m] | 2.0                      | 1.7                      | 1.4                      | 1.4                      | 1.7                      | 0.9                      | 1.5                      | 1.5                      |
| Avg. Stride Freq. [Hz] | 2.2                      | 2.2                      | 2.2                      | 2.1                      | 2.3                      | 2.3                      | 2.3                      | 2.2                      |
| Avg. Stride Length [m] | 6.4                      | 7.2                      | 7.5                      | 7.4                      | 7.5                      | 7.8                      | 7.8                      | 7.6                      |



- [ ] Ranking at each section and finish
- .-.- No data available at this section
- NA No data available



# Doomben QLD Professional

## Race 3: RACECOURSE VILLAGE Maiden Handicap - 1200m

25 September 2024 - 14:54



BRISBANE  
RACING CLUB

Track Rating: Good 4, Weather: Fine, Rail Position: +6.5m Entire

| Section |                                      | Field Times          |                      |                      |                          |                          |                          |                          |                          |                          |         | Last 600m |                        |
|---------|--------------------------------------|----------------------|----------------------|----------------------|--------------------------|--------------------------|--------------------------|--------------------------|--------------------------|--------------------------|---------|-----------|------------------------|
|         |                                      | Overall              | 1000m                | 800m                 | 600m                     | 400m                     | 200m                     |                          |                          |                          |         |           | 0:33.58                |
|         |                                      | 1:08.87<br>(0:13.31) | 0:55.56<br>(0:10.74) | 0:44.82<br>(0:11.24) | 0:33.58<br>(0:11.28)     | 0:22.30<br>(0:10.91)     | 0:11.39<br>(0:11.39)     |                          |                          |                          |         |           |                        |
| Rank    | TAB Horse/Jockey                     | Barrier              | Top Speed [km/h]     | Fastest Section      |                          |                          |                          |                          |                          |                          |         | Margin    | Distance Travelled [m] |
| 1       | 4 IVY DEXSTRESS<br>Emily Lang        | 9                    | 69.2<br>1000m        | 0:10.75<br>1000m     | 1:08.87 [1]<br>(0:13.38) | 0:55.49 [2]<br>(0:10.75) | 0:44.74 [2]<br>(0:11.26) | 0:33.48 [2]<br>(0:11.18) | 0:22.30 [1]<br>(0:10.91) | 0:11.39 [1]<br>(0:11.39) | 1:08.87 | 0:33.48   |                        |
| 2       | 1 BIG DEMEANOR<br>Ryan Maloney       | 7                    | 68.0<br>400m         | 0:10.82<br>1000m     | 1:09.44 [2]<br>(0:13.49) | 0:55.95 [3]<br>(0:10.82) | 0:45.13 [3]<br>(0:11.27) | 0:33.86 [3]<br>(0:11.11) | 0:22.75 [3]<br>(0:10.91) | 0:11.84 [3]<br>(0:11.84) | 3.32L   | 0:33.86   | -2                     |
| 3       | 5 MISS PERSONALITY<br>James Orman    | 4                    | 69.4<br>1000m        | 0:10.74<br>1000m     | 1:09.63 [3]<br>(0:13.31) | 0:56.32 [1]<br>(0:10.74) | 0:45.58 [1]<br>(0:11.24) | 0:34.34 [1]<br>(0:11.29) | 0:23.05 [2]<br>(0:10.97) | 0:12.08 [2]<br>(0:12.08) | 4.46L   | 0:34.34   | -3                     |
| 4       | 3 ELROY<br>Taylor Marshall           | 2                    | 67.2<br>400m         | 0:10.85<br>1000m     | 1:10.04 [4]<br>(0:13.87) | 0:56.17 [6]<br>(0:10.85) | 0:45.32 [6]<br>(0:11.07) | 0:34.25 [4]<br>(0:11.10) | 0:23.15 [4]<br>(0:10.99) | 0:12.16 [4]<br>(0:12.16) | 6.87L   | 0:34.25   | -2                     |
| 5       | 10 OUR BENEFACTOR<br>Martin Harley   | 10                   | 68.9<br>1000m        | 0:10.69<br>1000m     | 1:10.25 [5]<br>(0:13.81) | 0:56.44 [5]<br>(0:10.69) | 0:45.75 [4]<br>(0:11.54) | 0:34.21 [6]<br>(0:11.30) | 0:22.91 [6]<br>(0:11.22) | 0:11.69 [7]<br>(0:11.69) | 8.1L    | 0:34.21   | +3                     |
| 6       | 9 KAMARIYA<br>Bailey Wheeler         | 6                    | 67.5<br>1000m        | 0:10.91<br>1000m     | 1:10.29 [6]<br>(0:13.74) | 0:56.55 [4]<br>(0:10.91) | 0:45.64 [5]<br>(0:11.30) | 0:34.34 [5]<br>(0:10.95) | 0:23.39 [5]<br>(0:11.22) | 0:12.17 [5]<br>(0:12.17) | 8.32L   | 0:34.34   | -2                     |
| 7       | 7 DESERT COUGAR<br>Sean Cormack      | 5                    | 67.6<br>1000m        | 0:10.85<br>1000m     | 1:10.30 [7]<br>(0:14.11) | 0:56.19 [8]<br>(0:10.85) | 0:45.34 [7]<br>(0:11.30) | 0:34.04 [7]<br>(0:11.27) | 0:22.77 [7]<br>(0:11.01) | 0:11.76 [6]<br>(0:11.76) | 8.39L   | 0:34.04   | -1                     |
| 8       | 6 TOP ACT<br>Andrew Mallyon          | 1                    | 65.8<br>400m         | 0:11.08<br>800m      | 1:10.75 [8]<br>(0:14.08) | 0:56.67 [7]<br>(0:11.17) | 0:45.50 [9]<br>(0:11.08) | 0:34.42 [8]<br>(0:11.22) | 0:23.20 [8]<br>(0:11.16) | 0:12.04 [8]<br>(0:12.04) | 11.03L  | 0:34.42   | -2                     |
| 9       | 2 DUKE OF LANCASTER<br>Alisha Donald | 16                   | 66.5<br>800m         | 0:11.07<br>1000m     | 1:11.43 [9]<br>(0:14.18) | 0:57.25 [9]<br>(0:11.07) | 0:46.18 [8]<br>(0:11.24) | 0:34.94 [9]<br>(0:11.25) | 0:23.69 [9]<br>(0:11.27) | 0:12.42 [9]<br>(0:12.42) | 15.03L  | 0:34.94   | +1                     |

Scratched: Chayse'n' The King (#17), Deep Dawn (#13), Kendyacatchme (#11), Black Assassin (#14), Like Smoke (#15), Wheeper (#8), Hooklineandtinder (#16), Migratory (#12)

[ ] Ranking at each section and finish  
-:--:-- No data available at this section  
NA No data available

SCN Saddle cloth number  
DNF Did not finish  
DNT Did not track



|                                |                 |
|--------------------------------|-----------------|
| Horse/Jockey Name              | Ivy Dextress    |
| Final Rank                     | 1               |
| Fastest Section Time (Section) | 0:10.75 (1000m) |
| Top Speed [km/h] (Section)     | 69.2 (1000m)    |
| Race State                     | Finished        |



Doomben QLD Professional

Race 3: RACECOURSE VILLAGE Maiden Handicap - 1200m

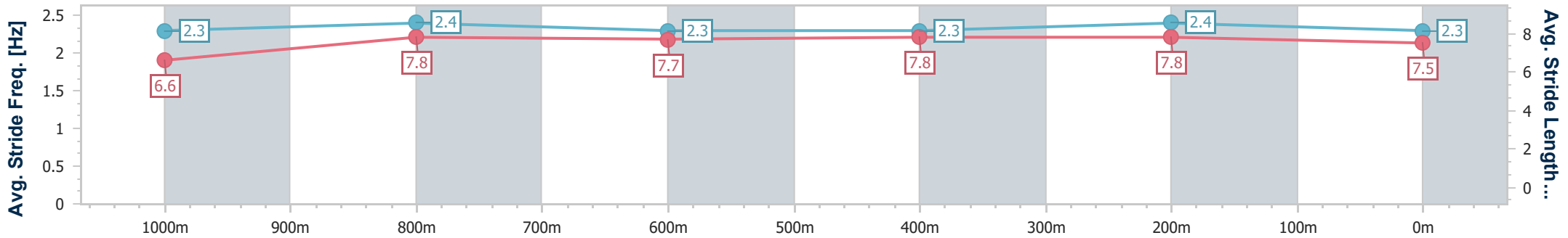
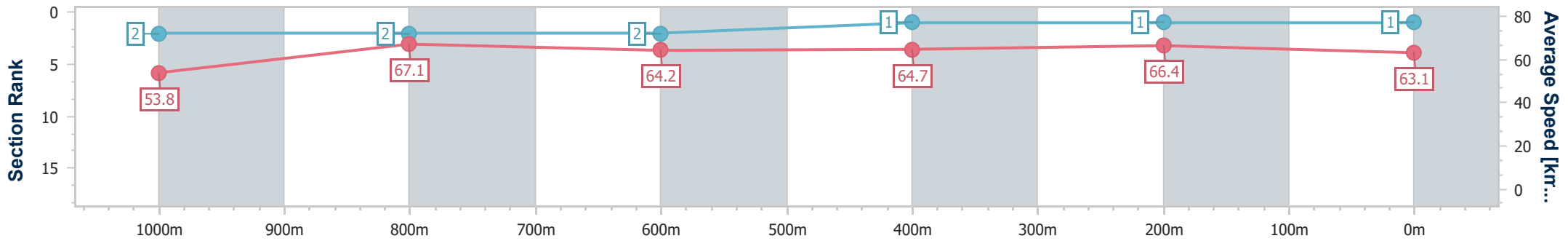
25 September 2024 - 14:54

Track Rating: Good 4, Weather: Fine, Rail Position: +6.5m Entire



BRISBANE RACING CLUB

| Section                | Overall                  | 1000m                    | 800m                     | 600m                     | 400m                     | 200m                     |
|------------------------|--------------------------|--------------------------|--------------------------|--------------------------|--------------------------|--------------------------|
| Section Times          | 1:08.87 [1]<br>(0:13.38) | 0:55.49 [2]<br>(0:10.75) | 0:44.74 [2]<br>(0:11.26) | 0:33.48 [2]<br>(0:11.18) | 0:22.30 [1]<br>(0:10.91) | 0:11.39 [1]<br>(0:11.39) |
| Average Speed [km/h]   | 53.8                     | 67.1                     | 64.2                     | 64.7                     | 66.4                     | 63.1                     |
| Top Speed [km/h]       | 67.5                     | 69.2                     | 64.8                     | 65.2                     | 67.0                     | 66.6                     |
| Avg. Dist. to Rail [m] | 5.5                      | 1.8                      | 0.7                      | 0.8                      | 1.4                      | 1.6                      |
| Avg. Stride Freq. [Hz] | 2.3                      | 2.4                      | 2.3                      | 2.3                      | 2.4                      | 2.3                      |
| Avg. Stride Length [m] | 6.6                      | 7.8                      | 7.7                      | 7.8                      | 7.8                      | 7.5                      |



- [ ] Ranking at each section and finish
- .-.- No data available at this section
- NA No data available



|                                |                 |
|--------------------------------|-----------------|
| Horse/Jockey Name              | Big Demeanor    |
| Final Rank                     | 2               |
| Fastest Section Time (Section) | 0:10.82 (1000m) |
| Top Speed [km/h] (Section)     | 68.0 (400m)     |
| Race State                     | Finished        |

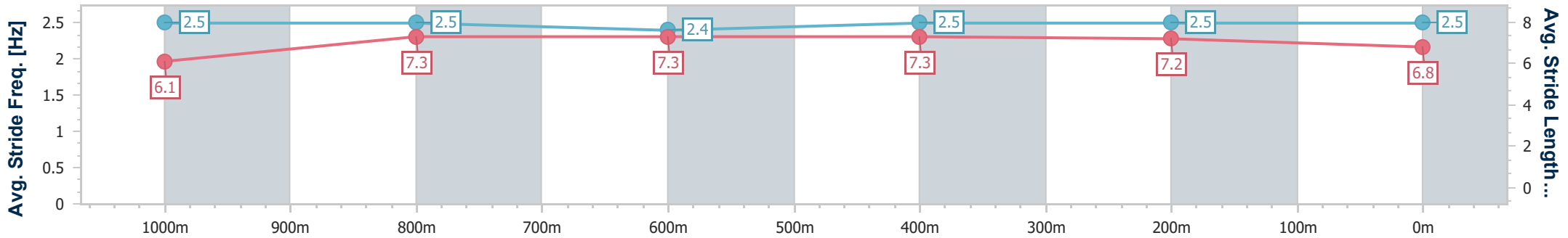
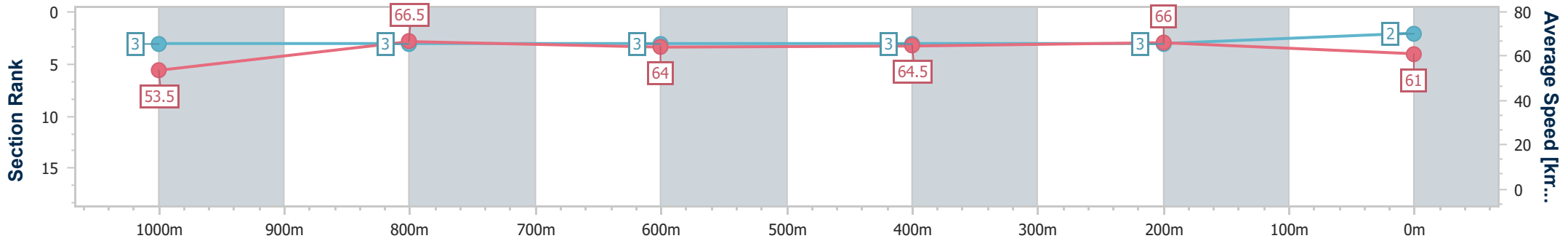


**Doomben QLD Professional**  
**Race 3: RACECOURSE VILLAGE Maiden Handicap - 1200m**  
 25 September 2024 - 14:54  
 Track Rating: Good 4, Weather: Fine, Rail Position: +6.5m Entire



**BRISBANE**  
RACING CLUB

| Section                | Overall                  | 1000m                    | 800m                     | 600m                     | 400m                     | 200m                     |
|------------------------|--------------------------|--------------------------|--------------------------|--------------------------|--------------------------|--------------------------|
| Section Times          | 1:09.44 [2]<br>(0:13.49) | 0:55.95 [3]<br>(0:10.82) | 0:45.13 [3]<br>(0:11.27) | 0:33.86 [3]<br>(0:11.11) | 0:22.75 [3]<br>(0:10.91) | 0:11.84 [3]<br>(0:11.84) |
| Average Speed [km/h]   | 53.5                     | 66.5                     | 64.0                     | 64.5                     | 66.0                     | 61.0                     |
| Top Speed [km/h]       | 66.3                     | 67.6                     | 65.5                     | 65.3                     | 68.0                     | 64.7                     |
| Avg. Dist. to Rail [m] | 4.6                      | 1.0                      | 0.3                      | 0.3                      | 1.2                      | 2.4                      |
| Avg. Stride Freq. [Hz] | 2.5                      | 2.5                      | 2.4                      | 2.5                      | 2.5                      | 2.5                      |
| Avg. Stride Length [m] | 6.1                      | 7.3                      | 7.3                      | 7.3                      | 7.2                      | 6.8                      |



- [ ] Ranking at each section and finish
- .-.-.- No data available at this section
- NA No data available



|                                |                  |
|--------------------------------|------------------|
| Horse/Jockey Name              | Miss Personality |
| Final Rank                     | 3                |
| Fastest Section Time (Section) | 0:10.74 (1000m)  |
| Top Speed [km/h] (Section)     | 69.4 (1000m)     |
| Race State                     | Finished         |

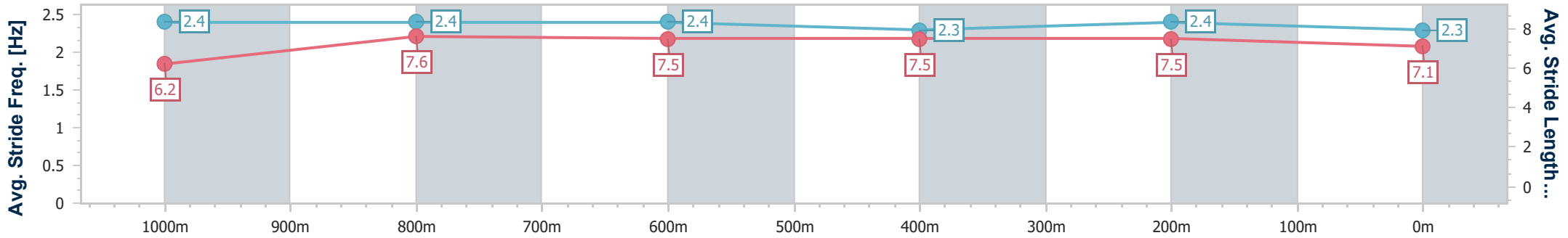
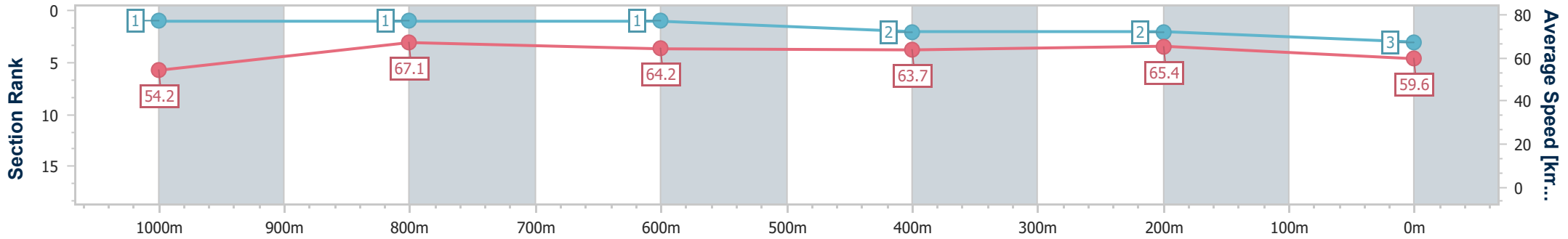


**Doomben QLD Professional**  
**Race 3: RACECOURSE VILLAGE Maiden Handicap - 1200m**  
 25 September 2024 - 14:54  
 Track Rating: Good 4, Weather: Fine, Rail Position: +6.5m Entire



BRISBANE  
RACING CLUB

| Section                | Overall                  | 1000m                    | 800m                     | 600m                     | 400m                     | 200m                     |
|------------------------|--------------------------|--------------------------|--------------------------|--------------------------|--------------------------|--------------------------|
| Section Times          | 1:09.63 [3]<br>(0:13.31) | 0:56.32 [1]<br>(0:10.74) | 0:45.58 [1]<br>(0:11.24) | 0:34.34 [1]<br>(0:11.29) | 0:23.05 [2]<br>(0:10.97) | 0:12.08 [2]<br>(0:12.08) |
| Average Speed [km/h]   | 54.2                     | 67.1                     | 64.2                     | 63.7                     | 65.4                     | 59.6                     |
| Top Speed [km/h]       | 69.4                     | 69.4                     | 64.8                     | 64.5                     | 67.3                     | 65.1                     |
| Avg. Dist. to Rail [m] | 2.9                      | 1.1                      | 0.2                      | 0.2                      | 0.5                      | 0.3                      |
| Avg. Stride Freq. [Hz] | 2.4                      | 2.4                      | 2.4                      | 2.3                      | 2.4                      | 2.3                      |
| Avg. Stride Length [m] | 6.2                      | 7.6                      | 7.5                      | 7.5                      | 7.5                      | 7.1                      |



- [ ] Ranking at each section and finish
- .-.- No data available at this section
- NA No data available



|                                |                 |
|--------------------------------|-----------------|
| Horse/Jockey Name              | Elroy           |
| Final Rank                     | 4               |
| Fastest Section Time (Section) | 0:10.85 (1000m) |
| Top Speed [km/h] (Section)     | 67.2 (400m)     |
| Race State                     | Finished        |



Doomben QLD Professional

Race 3: RACECOURSE VILLAGE Maiden Handicap - 1200m

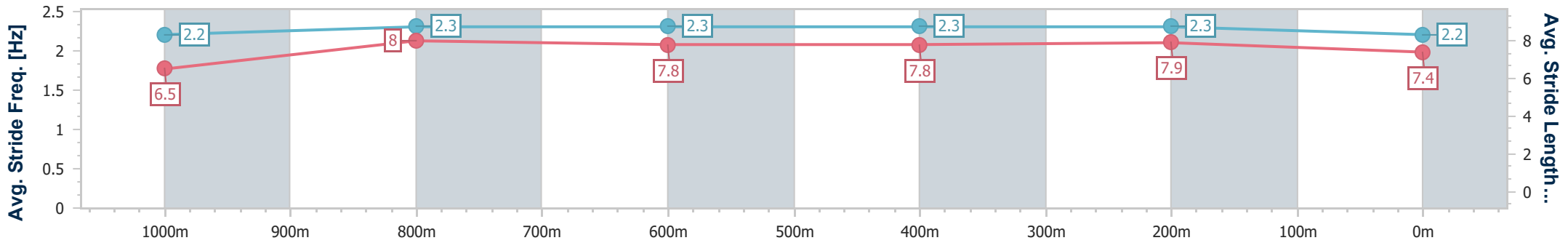
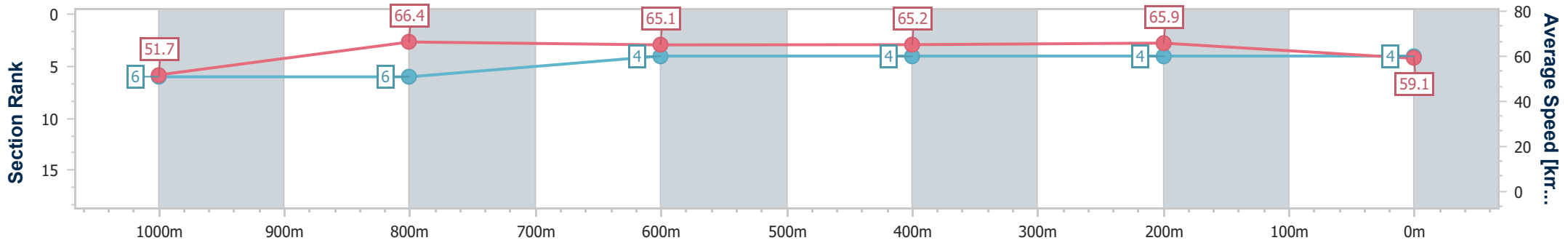
25 September 2024 - 14:54

Track Rating: Good 4, Weather: Fine, Rail Position: +6.5m Entire



BRISBANE RACING CLUB

| Section                | Overall                  | 1000m                    | 800m                     | 600m                     | 400m                     | 200m                     |
|------------------------|--------------------------|--------------------------|--------------------------|--------------------------|--------------------------|--------------------------|
| Section Times          | 1:10.04 [4]<br>(0:13.87) | 0:56.17 [6]<br>(0:10.85) | 0:45.32 [6]<br>(0:11.07) | 0:34.25 [4]<br>(0:11.10) | 0:23.15 [4]<br>(0:10.99) | 0:12.16 [4]<br>(0:12.16) |
| Average Speed [km/h]   | 51.7                     | 66.4                     | 65.1                     | 65.2                     | 65.9                     | 59.1                     |
| Top Speed [km/h]       | 66.3                     | 66.6                     | 66.0                     | 65.8                     | 67.2                     | 64.2                     |
| Avg. Dist. to Rail [m] | 1.9                      | 0.2                      | 0.2                      | 0.8                      | 3.5                      | 3.9                      |
| Avg. Stride Freq. [Hz] | 2.2                      | 2.3                      | 2.3                      | 2.3                      | 2.3                      | 2.2                      |
| Avg. Stride Length [m] | 6.5                      | 8.0                      | 7.8                      | 7.8                      | 7.9                      | 7.4                      |



- [ ] Ranking at each section and finish
- .-.-.- No data available at this section
- NA No data available



|                                |                 |
|--------------------------------|-----------------|
| Horse/Jockey Name              | Our Benefactor  |
| Final Rank                     | 5               |
| Fastest Section Time (Section) | 0:10.69 (1000m) |
| Top Speed [km/h] (Section)     | 68.9 (1000m)    |
| Race State                     | Finished        |



Doomben QLD Professional

Race 3: RACECOURSE VILLAGE Maiden Handicap - 1200m

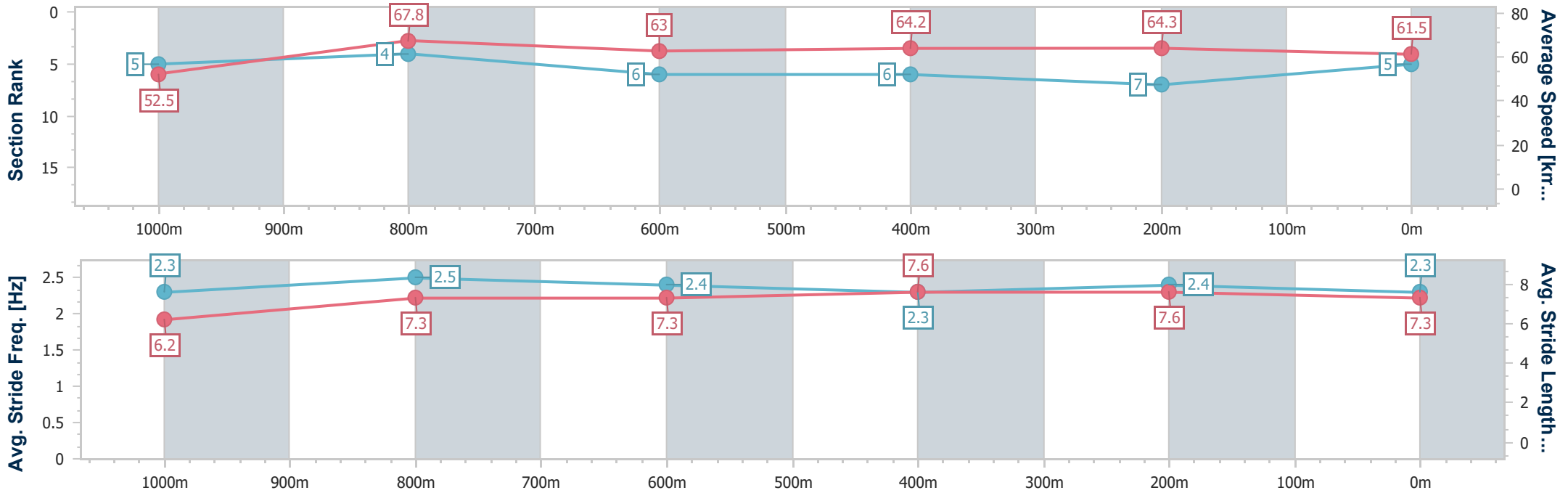
25 September 2024 - 14:54

Track Rating: Good 4, Weather: Fine, Rail Position: +6.5m Entire



BRISBANE RACING CLUB

| Section                | Overall                  | 1000m                    | 800m                     | 600m                     | 400m                     | 200m                     |
|------------------------|--------------------------|--------------------------|--------------------------|--------------------------|--------------------------|--------------------------|
| Section Times          | 1:10.25 [5]<br>(0:13.81) | 0:56.44 [5]<br>(0:10.69) | 0:45.75 [4]<br>(0:11.54) | 0:34.21 [6]<br>(0:11.30) | 0:22.91 [6]<br>(0:11.22) | 0:11.69 [7]<br>(0:11.69) |
| Average Speed [km/h]   | 52.5                     | 67.8                     | 63.0                     | 64.2                     | 64.3                     | 61.5                     |
| Top Speed [km/h]       | 67.2                     | 68.9                     | 65.6                     | 64.9                     | 66.1                     | 64.2                     |
| Avg. Dist. to Rail [m] | 5.5                      | 2.6                      | 1.9                      | 1.0                      | 1.8                      | 3.0                      |
| Avg. Stride Freq. [Hz] | 2.3                      | 2.5                      | 2.4                      | 2.3                      | 2.4                      | 2.3                      |
| Avg. Stride Length [m] | 6.2                      | 7.3                      | 7.3                      | 7.6                      | 7.6                      | 7.3                      |



- [ ] Ranking at each section and finish
- .-.- No data available at this section
- NA No data available





|                                |                 |
|--------------------------------|-----------------|
| Horse/Jockey Name              | Kamariya        |
| Final Rank                     | 6               |
| Fastest Section Time (Section) | 0:10.91 (1000m) |
| Top Speed [km/h] (Section)     | 67.5 (1000m)    |
| Race State                     | Finished        |

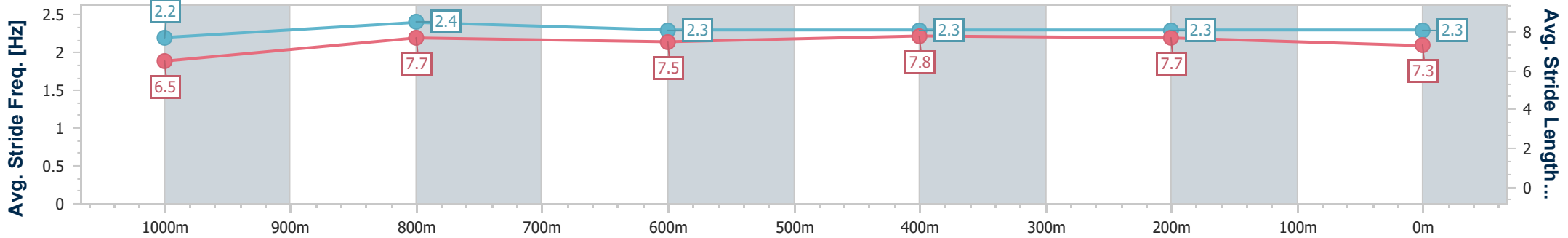
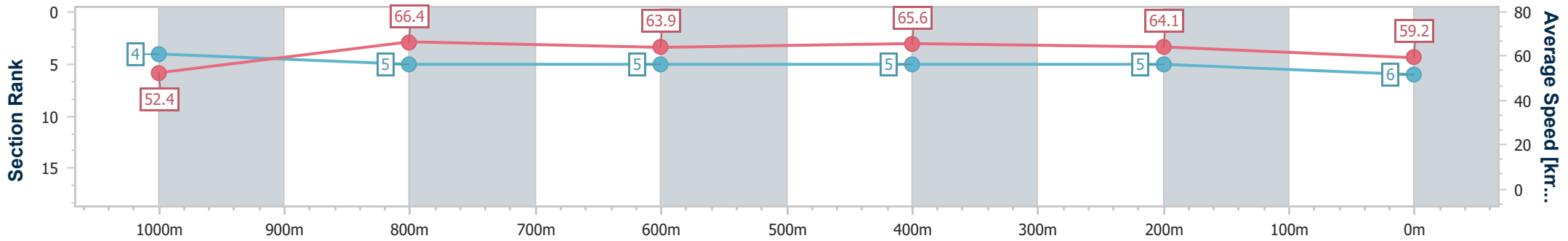


**Doomben QLD Professional**  
**Race 3: RACECOURSE VILLAGE Maiden Handicap - 1200m**  
 25 September 2024 - 14:54  
 Track Rating: Good 4, Weather: Fine, Rail Position: +6.5m Entire



**BRISBANE**  
 RACING CLUB

| Section                | Overall                  | 1000m                    | 800m                     | 600m                     | 400m                     | 200m                     |
|------------------------|--------------------------|--------------------------|--------------------------|--------------------------|--------------------------|--------------------------|
| Section Times          | 1:10.29 [6]<br>(0:13.74) | 0:56.55 [4]<br>(0:10.91) | 0:45.64 [5]<br>(0:11.30) | 0:34.34 [5]<br>(0:10.95) | 0:23.39 [5]<br>(0:11.22) | 0:12.17 [5]<br>(0:12.17) |
| Average Speed [km/h]   | 52.4                     | 66.4                     | 63.9                     | 65.6                     | 64.1                     | 59.2                     |
| Top Speed [km/h]       | 66.0                     | 67.5                     | 65.2                     | 66.8                     | 66.6                     | 61.4                     |
| Avg. Dist. to Rail [m] | 4.0                      | 1.9                      | 0.9                      | 0.5                      | 1.9                      | 2.8                      |
| Avg. Stride Freq. [Hz] | 2.2                      | 2.4                      | 2.3                      | 2.3                      | 2.3                      | 2.3                      |
| Avg. Stride Length [m] | 6.5                      | 7.7                      | 7.5                      | 7.8                      | 7.7                      | 7.3                      |



- [ ] Ranking at each section and finish
- .-.- No data available at this section
- NA No data available



|                                |                 |
|--------------------------------|-----------------|
| Horse/Jockey Name              | Desert Cougar   |
| Final Rank                     | 7               |
| Fastest Section Time (Section) | 0:10.85 (1000m) |
| Top Speed [km/h] (Section)     | 67.6 (1000m)    |
| Race State                     | Finished        |



Doomben QLD Professional

Race 3: RACECOURSE VILLAGE Maiden Handicap - 1200m

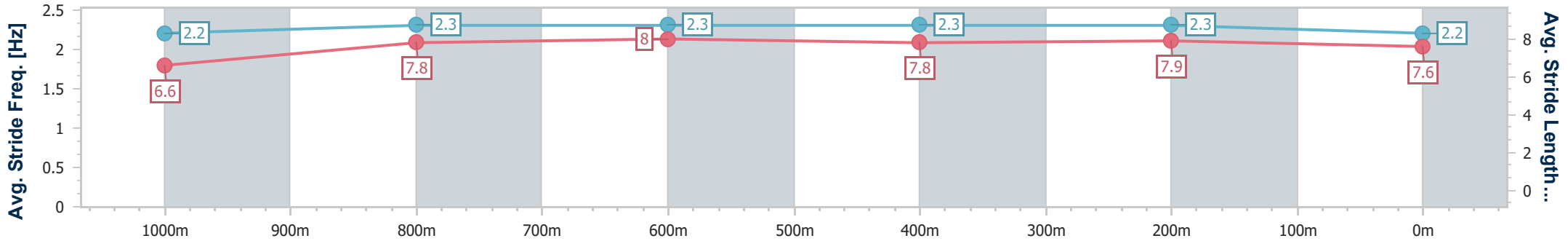
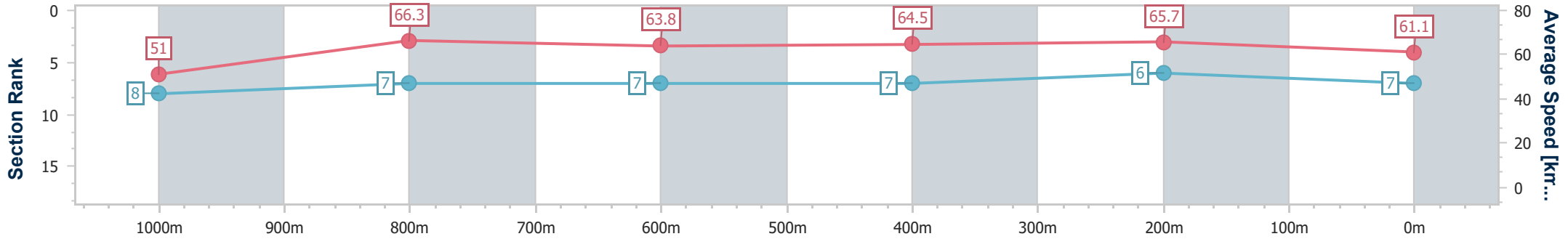
25 September 2024 - 14:54

Track Rating: Good 4, Weather: Fine, Rail Position: +6.5m Entire



BRISBANE RACING CLUB

| Section                | Overall                  | 1000m                    | 800m                     | 600m                     | 400m                     | 200m                     |
|------------------------|--------------------------|--------------------------|--------------------------|--------------------------|--------------------------|--------------------------|
| Section Times          | 1:10.30 [7]<br>(0:14.11) | 0:56.19 [8]<br>(0:10.85) | 0:45.34 [7]<br>(0:11.30) | 0:34.04 [7]<br>(0:11.27) | 0:22.77 [7]<br>(0:11.01) | 0:11.76 [6]<br>(0:11.76) |
| Average Speed [km/h]   | 51.0                     | 66.3                     | 63.8                     | 64.5                     | 65.7                     | 61.1                     |
| Top Speed [km/h]       | 65.8                     | 67.6                     | 66.6                     | 65.5                     | 66.4                     | 65.3                     |
| Avg. Dist. to Rail [m] | 3.3                      | 0.7                      | 0.3                      | 1.2                      | 4.4                      | 7.5                      |
| Avg. Stride Freq. [Hz] | 2.2                      | 2.3                      | 2.3                      | 2.3                      | 2.3                      | 2.2                      |
| Avg. Stride Length [m] | 6.6                      | 7.8                      | 8.0                      | 7.8                      | 7.9                      | 7.6                      |



- [ ] Ranking at each section and finish
- .-.- No data available at this section
- NA No data available



|                                |                |
|--------------------------------|----------------|
| Horse/Jockey Name              | Top Act        |
| Final Rank                     | 8              |
| Fastest Section Time (Section) | 0:11.08 (800m) |
| Top Speed [km/h] (Section)     | 65.8 (400m)    |
| Race State                     | Finished       |



Doomben QLD Professional

Race 3: RACECOURSE VILLAGE Maiden Handicap - 1200m

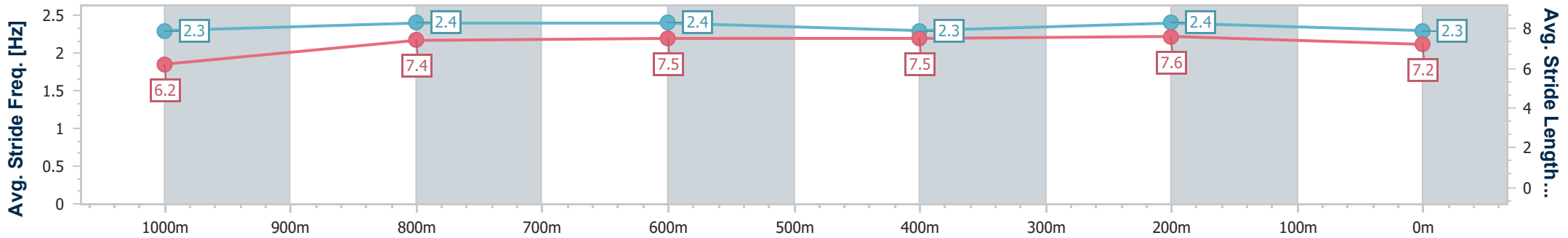
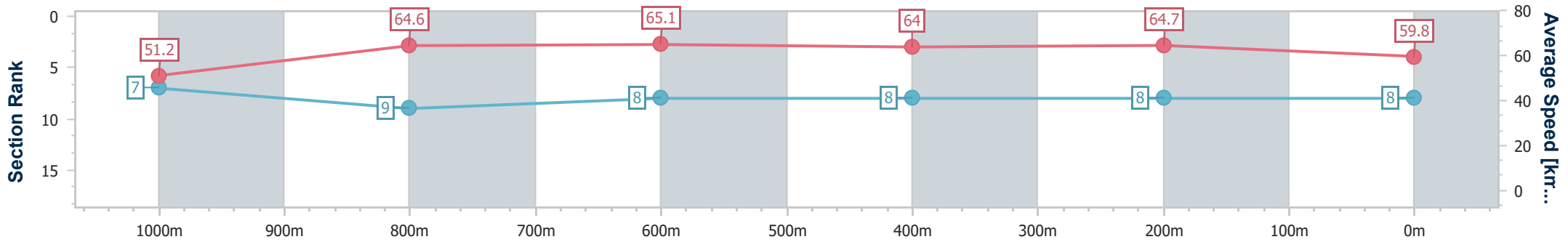
25 September 2024 - 14:54

Track Rating: Good 4, Weather: Fine, Rail Position: +6.5m Entire



BRISBANE RACING CLUB

| Section                | Overall                  | 1000m                    | 800m                     | 600m                     | 400m                     | 200m                     |
|------------------------|--------------------------|--------------------------|--------------------------|--------------------------|--------------------------|--------------------------|
| Section Times          | 1:10.75 [8]<br>(0:14.08) | 0:56.67 [7]<br>(0:11.17) | 0:45.50 [9]<br>(0:11.08) | 0:34.42 [8]<br>(0:11.22) | 0:23.20 [8]<br>(0:11.16) | 0:12.04 [8]<br>(0:12.04) |
| Average Speed [km/h]   | 51.2                     | 64.6                     | 65.1                     | 64.0                     | 64.7                     | 59.8                     |
| Top Speed [km/h]       | 64.2                     | 65.4                     | 65.7                     | 65.0                     | 65.8                     | 63.6                     |
| Avg. Dist. to Rail [m] | 1.1                      | 0.8                      | 0.4                      | 0.3                      | 0.5                      | 1.3                      |
| Avg. Stride Freq. [Hz] | 2.3                      | 2.4                      | 2.4                      | 2.3                      | 2.4                      | 2.3                      |
| Avg. Stride Length [m] | 6.2                      | 7.4                      | 7.5                      | 7.5                      | 7.6                      | 7.2                      |



- [ ] Ranking at each section and finish
- .-.- No data available at this section
- NA No data available



|                                |                   |
|--------------------------------|-------------------|
| Horse/Jockey Name              | Duke Of Lancaster |
| Final Rank                     | 9                 |
| Fastest Section Time (Section) | 0:11.07 (1000m)   |
| Top Speed [km/h] (Section)     | 66.5 (800m)       |
| Race State                     | Finished          |

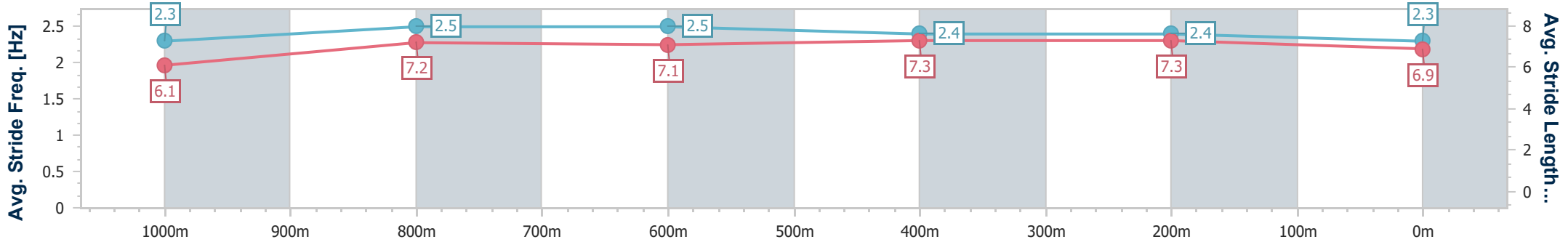
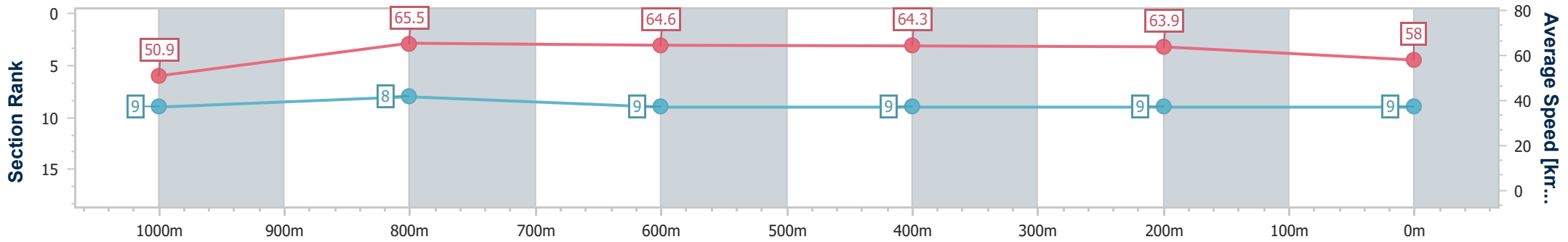


**Doomben QLD Professional**  
**Race 3: RACECOURSE VILLAGE Maiden Handicap - 1200m**  
 25 September 2024 - 14:54  
 Track Rating: Good 4, Weather: Fine, Rail Position: +6.5m Entire



BRISBANE  
RACING CLUB

| Section                | Overall                  | 1000m                    | 800m                     | 600m                     | 400m                     | 200m                     |
|------------------------|--------------------------|--------------------------|--------------------------|--------------------------|--------------------------|--------------------------|
| Section Times          | 1:11.43 [9]<br>(0:14.18) | 0:57.25 [9]<br>(0:11.07) | 0:46.18 [8]<br>(0:11.24) | 0:34.94 [9]<br>(0:11.25) | 0:23.69 [9]<br>(0:11.27) | 0:12.42 [9]<br>(0:12.42) |
| Average Speed [km/h]   | 50.9                     | 65.5                     | 64.6                     | 64.3                     | 63.9                     | 58.0                     |
| Top Speed [km/h]       | 65.0                     | 66.2                     | 66.5                     | 64.5                     | 66.0                     | 62.3                     |
| Avg. Dist. to Rail [m] | 6.9                      | 2.5                      | 1.8                      | 0.4                      | 1.8                      | 1.8                      |
| Avg. Stride Freq. [Hz] | 2.3                      | 2.5                      | 2.5                      | 2.4                      | 2.4                      | 2.3                      |
| Avg. Stride Length [m] | 6.1                      | 7.2                      | 7.1                      | 7.3                      | 7.3                      | 6.9                      |



- [ ] Ranking at each section and finish
- .-.-.- No data available at this section
- NA No data available



# Doomben QLD Professional

## Race 4: SKY RACING Class 3 Handicap - 2040m

25 September 2024 - 15:31



BRISBANE  
RACING CLUB

Track Rating: Good 4, Weather: Fine, Rail Position: +6.5m Entire

| Section     |                                       | Overall              | 1800m                | 1600m                | 1400m                     | 1200m                     | 1000m                     | 800m                      | Last 600m                 |                           |                           |         |                        |
|-------------|---------------------------------------|----------------------|----------------------|----------------------|---------------------------|---------------------------|---------------------------|---------------------------|---------------------------|---------------------------|---------------------------|---------|------------------------|
| Field Times |                                       | 2:05.68<br>(0:15.43) | 1:50.25<br>(0:11.58) | 1:38.67<br>(0:12.15) | 1:26.52<br>(0:12.74)      | 1:13.78<br>(0:12.62)      | 1:01.16<br>(0:12.43)      | 0:48.73<br>(0:12.22)      | 0:36.51                   |                           |                           |         |                        |
| Rank        | TAB Horse/Jockey                      | Barrier              | Top Speed [km/h]     | Fastest Section      |                           |                           |                           |                           |                           |                           |                           |         | Distance Travelled [m] |
| 1           | 10 HELL FOLLOWS<br>Ron Stewart        | 8                    | 63.7<br>1800m        | 0:11.70<br>400m      | 2:05.68 [1]<br>(0:17.18)  | 1:48.50 [10]<br>(0:11.88) | 1:36.62 [10]<br>(0:12.06) | 1:24.56 [9]<br>(0:12.27)  | 1:12.29 [10]<br>(0:12.14) | 1:00.15 [9]<br>(0:12.45)  | 0:47.70 [9]<br>(0:12.08)  | 0:35.62 |                        |
| 2           | 2 HILLCREST AVENUE<br>Noel Callow     | 10                   | 63.5<br>1800m        | 0:11.61<br>1800m     | 2:06.17 [2]<br>(0:16.79)  | 1:49.38 [5]<br>(0:11.61)  | 1:37.77 [5]<br>(0:12.11)  | 1:25.66 [4]<br>(0:12.34)  | 1:13.32 [6]<br>(0:12.04)  | 1:01.28 [4]<br>(0:12.51)  | 0:48.77 [4]<br>(0:12.13)  | 0:36.64 | +7                     |
| 3           | 1 PEROVIC<br>Jake Bayliss             | 6                    | 63.6<br>Overall      | 0:11.56<br>1800m     | 2:06.19 [3]<br>(0:16.57)  | 1:49.62 [4]<br>(0:11.56)  | 1:38.06 [3]<br>(0:12.33)  | 1:25.73 [3]<br>(0:12.30)  | 1:13.43 [4]<br>(0:12.22)  | 1:01.21 [5]<br>(0:12.59)  | 0:48.62 [5]<br>(0:12.20)  | 0:36.42 | -1                     |
| 4           | 8 PORT MOURANT<br>Kyle Wilson-Taylor  | 7                    | 64.4<br>Overall      | 0:11.66<br>1800m     | 2:06.23 [4]<br>(0:16.81)  | 1:49.42 [6]<br>(0:11.66)  | 1:37.76 [6]<br>(0:12.18)  | 1:25.58 [6]<br>(0:12.38)  | 1:13.20 [7]<br>(0:12.08)  | 1:01.12 [6]<br>(0:12.55)  | 0:48.57 [6]<br>(0:12.15)  | 0:36.42 | -1                     |
| 5           | 9 SON OF SATONO<br>Nikita Beriman     | 5                    | 66.4<br>Overall      | 0:11.32<br>1800m     | 2:06.25 [5]<br>(0:15.74)  | 1:50.51 [2]<br>(0:11.32)  | 1:39.19 [2]<br>(0:12.10)  | 1:27.09 [1]<br>(0:12.74)  | 1:14.35 [1]<br>(0:12.62)  | 1:01.73 [1]<br>(0:12.43)  | 0:49.30 [1]<br>(0:12.22)  | 0:37.08 | -8                     |
| 6           | 3 SHY GUY<br>James Orman              | 4                    | 62.8<br>Overall      | 0:11.81<br>1800m     | 2:06.47 [6]<br>(0:16.53)  | 1:49.94 [3]<br>(0:11.81)  | 1:38.13 [4]<br>(0:12.20)  | 1:25.93 [5]<br>(0:12.23)  | 1:13.70 [5]<br>(0:12.38)  | 1:01.32 [7]<br>(0:12.52)  | 0:48.80 [7]<br>(0:12.13)  | 0:36.67 | -10                    |
| 7           | 5 SIR LEONIDAS<br>Matthew Gray        | 2                    | 64.9<br>1200m        | 0:11.57<br>1800m     | 2:06.63 [7]<br>(0:17.16)  | 1:49.47 [9]<br>(0:11.57)  | 1:37.90 [8]<br>(0:12.00)  | 1:25.90 [7]<br>(0:11.85)  | 1:14.05 [3]<br>(0:12.14)  | 1:01.91 [3]<br>(0:12.53)  | 0:49.38 [3]<br>(0:12.20)  | 0:37.18 | -1                     |
| 8           | 6 GODRA<br>Georgina Cartwright        | 3                    | 63.3<br>1800m        | 0:11.83<br>1800m     | 2:06.90 [8]<br>(0:16.84)  | 1:50.06 [7]<br>(0:11.83)  | 1:38.23 [7]<br>(0:12.08)  | 1:26.15 [8]<br>(0:12.30)  | 1:13.85 [8]<br>(0:12.22)  | 1:01.63 [8]<br>(0:12.57)  | 0:49.06 [8]<br>(0:12.15)  | 0:36.91 | -6                     |
| 9           | 7 JUMEIRAH TRIANGLE<br>Jackson Murphy | 1                    | 62.5<br>Overall      | 0:12.01<br>600m      | 2:07.26 [9]<br>(0:16.91)  | 1:50.35 [8]<br>(0:12.06)  | 1:38.29 [9]<br>(0:12.16)  | 1:26.13 [10]<br>(0:12.22) | 1:13.91 [9]<br>(0:12.24)  | 1:01.67 [10]<br>(0:12.56) | 0:49.11 [10]<br>(0:12.10) | 0:37.01 | -8                     |
| 10          | 4 DO IT FOR YOU<br>Noriyuki Masuda    | 9                    | 69.0<br>Overall      | 0:11.58<br>1800m     | 2:08.10 [10]<br>(0:15.43) | 1:52.67 [1]<br>(0:11.58)  | 1:41.09 [1]<br>(0:12.44)  | 1:28.65 [2]<br>(0:12.66)  | 1:15.99 [2]<br>(0:12.61)  | 1:03.38 [2]<br>(0:12.43)  | 0:50.95 [2]<br>(0:12.27)  | 0:38.68 | -3                     |

[ ] Ranking at each section and finish  
 -:-:- No data available at this section  
 NA No data available

SCN Saddle cloth number  
 DNF Did not finish  
 DNT Did not track



# Doomben QLD Professional

## Race 4: SKY RACING Class 3 Handicap - 2040m

25 September 2024 - 15:31



BRISBANE  
RACING CLUB

Track Rating: Good 4, Weather: Fine, Rail Position: +6.5m Entire

| Section     |     |                                     |         | 600m                 | 400m                 | 200m                      |                           |                           | Last 600m              |             |
|-------------|-----|-------------------------------------|---------|----------------------|----------------------|---------------------------|---------------------------|---------------------------|------------------------|-------------|
| Field Times |     |                                     |         | 0:36.51<br>(0:12.04) | 0:24.47<br>(0:12.28) | 0:12.19<br>(0:12.19)      |                           |                           | 0:36.51                |             |
| Rank        | TAB | Horse/Jockey                        | Barrier | Top Speed [km/h]     | Fastest Section      | Margin                    |                           |                           | Distance Travelled [m] |             |
| 1           | 10  | HELL FOLLOWS<br>Ron Stewart         | 8       | 63.7<br>1800m        | 0:11.70<br>400m      | 0:35.62 [9]<br>(0:11.75)  | 0:23.87 [8]<br>(0:11.70)  | 0:12.17 [2]<br>(0:12.17)  | 2:05.68                | 0:35.62     |
| 2           | 2   | HILLCREST AVENUE<br>Noel Callow     | 10      | 63.5<br>1800m        | 0:11.61<br>1800m     | 0:36.64 [4]<br>(0:12.00)  | 0:24.64 [2]<br>(0:12.04)  | 0:12.60 [4]<br>(0:12.60)  | 2.91L                  | 0:36.64 +7  |
| 3           | 1   | PEROVIC<br>Jake Bayliss             | 6       | 63.6<br>Overall      | 0:11.56<br>1800m     | 0:36.42 [5]<br>(0:12.04)  | 0:24.38 [7]<br>(0:11.94)  | 0:12.44 [7]<br>(0:12.44)  | 3.01L                  | 0:36.42 -1  |
| 4           | 8   | PORT MOURANT<br>Kyle Wilson-Taylor  | 7       | 64.4<br>Overall      | 0:11.66<br>1800m     | 0:36.42 [7]<br>(0:11.82)  | 0:24.60 [4]<br>(0:11.86)  | 0:12.74 [1]<br>(0:12.74)  | 3.23L                  | 0:36.42 -1  |
| 5           | 9   | SON OF SATONO<br>Nikita Beriman     | 5       | 66.4<br>Overall      | 0:11.32<br>1800m     | 0:37.08 [1]<br>(0:12.04)  | 0:25.04 [1]<br>(0:12.31)  | 0:12.73 [3]<br>(0:12.73)  | 3.39L                  | 0:37.08 -8  |
| 6           | 3   | SHY GUY<br>James Orman              | 4       | 62.8<br>Overall      | 0:11.81<br>1800m     | 0:36.67 [6]<br>(0:11.97)  | 0:24.70 [6]<br>(0:11.95)  | 0:12.75 [5]<br>(0:12.75)  | 4.67L                  | 0:36.67 -10 |
| 7           | 5   | SIR LEONIDAS<br>Matthew Gray        | 2       | 64.9<br>1200m        | 0:11.57<br>1800m     | 0:37.18 [3]<br>(0:12.08)  | 0:25.10 [3]<br>(0:12.21)  | 0:12.89 [6]<br>(0:12.89)  | 5.6L                   | 0:37.18 -1  |
| 8           | 6   | GODRA<br>Georgina Cartwright        | 3       | 63.3<br>1800m        | 0:11.83<br>1800m     | 0:36.91 [8]<br>(0:12.00)  | 0:24.91 [9]<br>(0:12.10)  | 0:12.81 [8]<br>(0:12.81)  | 7.21L                  | 0:36.91 -6  |
| 9           | 7   | JUMEIRAH TRIANGLE<br>Jackson Murphy | 1       | 62.5<br>Overall      | 0:12.01<br>600m      | 0:37.01 [10]<br>(0:12.01) | 0:25.00 [10]<br>(0:12.07) | 0:12.93 [10]<br>(0:12.93) | 9.28L                  | 0:37.01 -8  |
| 10          | 4   | DO IT FOR YOU<br>Noriyuki Masuda    | 9       | 69.0<br>Overall      | 0:11.58<br>1800m     | 0:38.68 [2]<br>(0:12.26)  | 0:26.42 [5]<br>(0:12.56)  | 0:13.86 [9]<br>(0:13.86)  | 14.26L                 | 0:38.68 -3  |



|                                |                |
|--------------------------------|----------------|
| Horse/Jockey Name              | Hell Follows   |
| Final Rank                     | 1              |
| Fastest Section Time (Section) | 0:11.70 (400m) |
| Top Speed [km/h] (Section)     | 63.7 (1800m)   |
| Race State                     | Finished       |



### Doomben QLD Professional

Race 4: SKY RACING Class 3 Handicap - 2040m

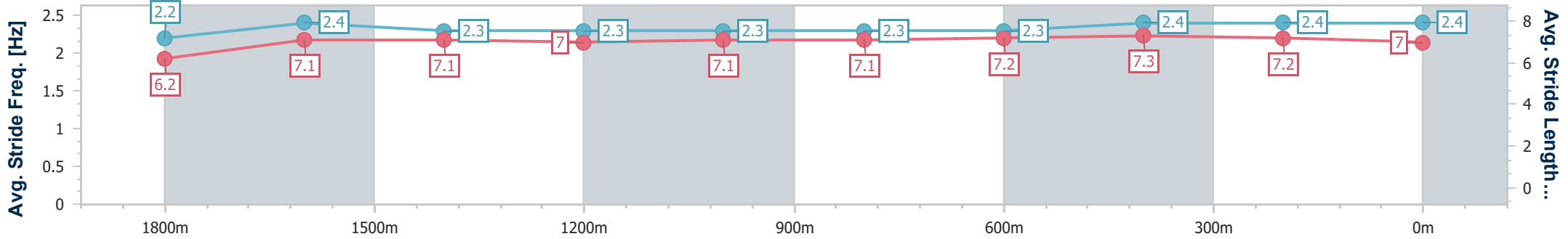
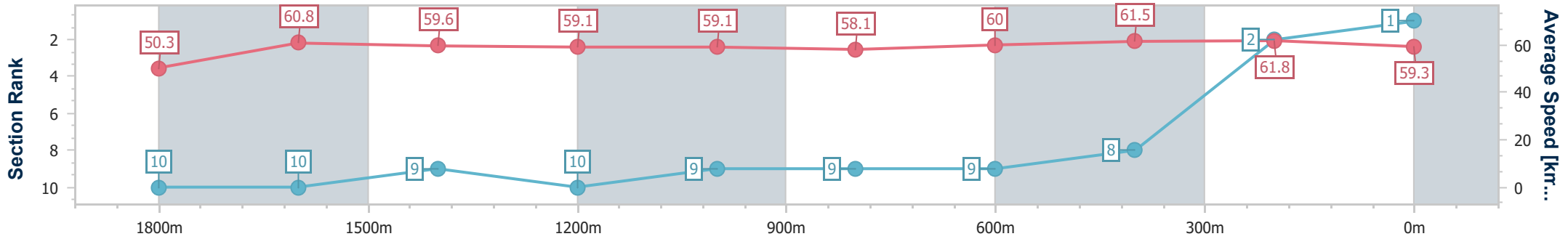
25 September 2024 - 15:31

Track Rating: Good 4, Weather: Fine, Rail Position: +6.5m Entire



BRISBANE RACING CLUB

| Section                | Overall                  | 1800m                     | 1600m                     | 1400m                    | 1200m                     | 1000m                    | 800m                     | 600m                     | 400m                     | 200m                     |
|------------------------|--------------------------|---------------------------|---------------------------|--------------------------|---------------------------|--------------------------|--------------------------|--------------------------|--------------------------|--------------------------|
| Section Times          | 2:05.68 [1]<br>(0:17.18) | 1:48.50 [10]<br>(0:11.88) | 1:36.62 [10]<br>(0:12.06) | 1:24.56 [9]<br>(0:12.27) | 1:12.29 [10]<br>(0:12.14) | 1:00.15 [9]<br>(0:12.45) | 0:47.70 [9]<br>(0:12.08) | 0:35.62 [9]<br>(0:11.75) | 0:23.87 [8]<br>(0:11.70) | 0:12.17 [2]<br>(0:12.17) |
| Average Speed [km/h]   | 50.3                     | 60.8                      | 59.6                      | 59.1                     | 59.1                      | 58.1                     | 60.0                     | 61.5                     | 61.8                     | 59.3                     |
| Top Speed [km/h]       | 62.7                     | 63.7                      | 61.2                      | 60.0                     | 61.9                      | 59.2                     | 62.1                     | 62.5                     | 62.9                     | 61.6                     |
| Avg. Dist. to Rail [m] | 3.1                      | 0.6                       | 0.5                       | 1.0                      | 1.9                       | 2.1                      | 0.8                      | 0.8                      | 3.9                      | 5.1                      |
| Avg. Stride Freq. [Hz] | 2.2                      | 2.4                       | 2.3                       | 2.3                      | 2.3                       | 2.3                      | 2.3                      | 2.4                      | 2.4                      | 2.4                      |
| Avg. Stride Length [m] | 6.2                      | 7.1                       | 7.1                       | 7.0                      | 7.1                       | 7.1                      | 7.2                      | 7.3                      | 7.2                      | 7.0                      |



- [ ] Ranking at each section and finish
- .-.- No data available at this section
- NA No data available



|                                |                  |
|--------------------------------|------------------|
| Horse/Jockey Name              | Hillcrest Avenue |
| Final Rank                     | 2                |
| Fastest Section Time (Section) | 0:11.61 (1800m)  |
| Top Speed [km/h] (Section)     | 63.5 (1800m)     |
| Race State                     | Finished         |



Doomben QLD Professional

Race 4: SKY RACING Class 3 Handicap - 2040m

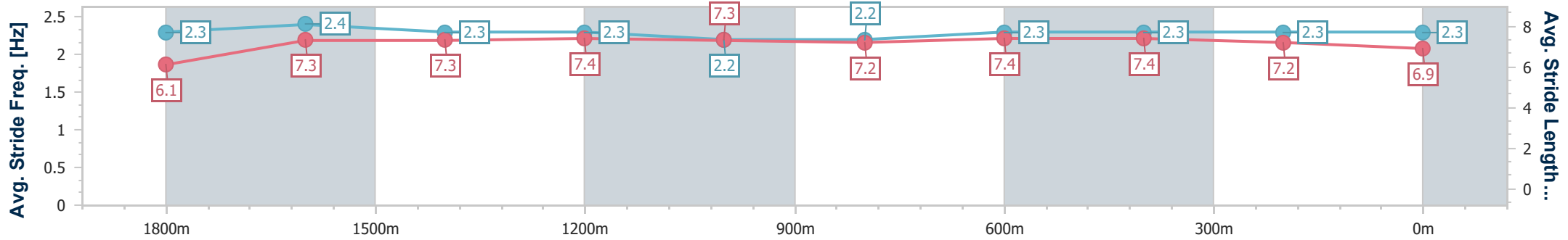
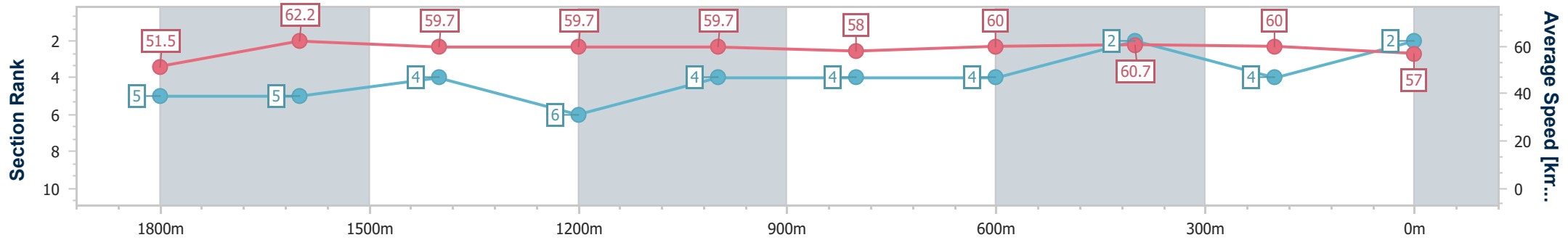
25 September 2024 - 15:31

Track Rating: Good 4, Weather: Fine, Rail Position: +6.5m Entire



BRISBANE RACING CLUB

| Section                | Overall                  | 1800m                    | 1600m                    | 1400m                    | 1200m                    | 1000m                    | 800m                     | 600m                     | 400m                     | 200m                     |
|------------------------|--------------------------|--------------------------|--------------------------|--------------------------|--------------------------|--------------------------|--------------------------|--------------------------|--------------------------|--------------------------|
| Section Times          | 2:06.17 [2]<br>(0:16.79) | 1:49.38 [5]<br>(0:11.61) | 1:37.77 [5]<br>(0:12.11) | 1:25.66 [4]<br>(0:12.34) | 1:13.32 [6]<br>(0:12.04) | 1:01.28 [4]<br>(0:12.51) | 0:48.77 [4]<br>(0:12.13) | 0:36.64 [4]<br>(0:12.00) | 0:24.64 [2]<br>(0:12.04) | 0:12.60 [4]<br>(0:12.60) |
| Average Speed [km/h]   | 51.5                     | 62.2                     | 59.7                     | 59.7                     | 59.7                     | 58.0                     | 60.0                     | 60.7                     | 60.0                     | 57.0                     |
| Top Speed [km/h]       | 62.4                     | 63.5                     | 61.1                     | 60.5                     | 60.8                     | 59.8                     | 61.3                     | 61.5                     | 60.9                     | 59.5                     |
| Avg. Dist. to Rail [m] | 4.2                      | 0.8                      | 1.1                      | 3.3                      | 3.2                      | 2.8                      | 2.4                      | 1.8                      | 1.3                      | 2.4                      |
| Avg. Stride Freq. [Hz] | 2.3                      | 2.4                      | 2.3                      | 2.3                      | 2.2                      | 2.2                      | 2.3                      | 2.3                      | 2.3                      | 2.3                      |
| Avg. Stride Length [m] | 6.1                      | 7.3                      | 7.3                      | 7.4                      | 7.3                      | 7.2                      | 7.4                      | 7.4                      | 7.2                      | 6.9                      |



- [ ] Ranking at each section and finish
- .-.- No data available at this section
- NA No data available





|                                |                 |
|--------------------------------|-----------------|
| Horse/Jockey Name              | Perovic         |
| Final Rank                     | 3               |
| Fastest Section Time (Section) | 0:11.56 (1800m) |
| Top Speed [km/h] (Section)     | 63.6 (Overall)  |
| Race State                     | Finished        |



Doomben QLD Professional

Race 4: SKY RACING Class 3 Handicap - 2040m

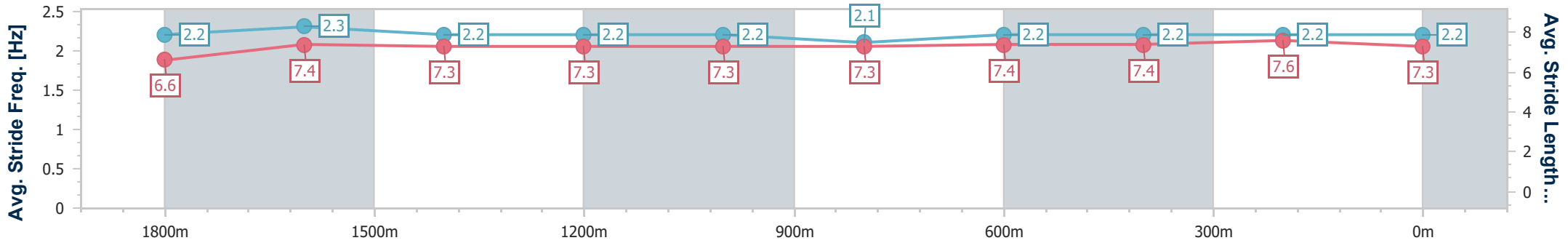
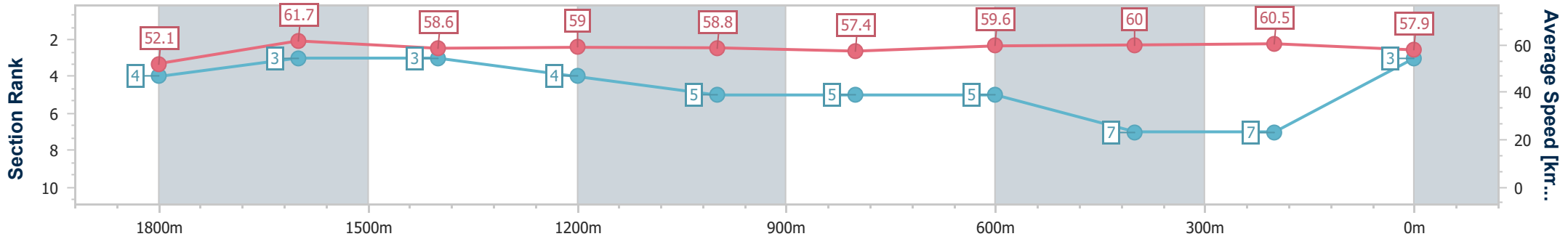
25 September 2024 - 15:31

Track Rating: Good 4, Weather: Fine, Rail Position: +6.5m Entire



BRISBANE RACING CLUB

| Section                | Overall                  | 1800m                    | 1600m                    | 1400m                    | 1200m                    | 1000m                    | 800m                     | 600m                     | 400m                     | 200m                     |
|------------------------|--------------------------|--------------------------|--------------------------|--------------------------|--------------------------|--------------------------|--------------------------|--------------------------|--------------------------|--------------------------|
| Section Times          | 2:06.19 [3]<br>(0:16.57) | 1:49.62 [4]<br>(0:11.56) | 1:38.06 [3]<br>(0:12.33) | 1:25.73 [3]<br>(0:12.30) | 1:13.43 [4]<br>(0:12.22) | 1:01.21 [5]<br>(0:12.59) | 0:48.62 [5]<br>(0:12.20) | 0:36.42 [5]<br>(0:12.04) | 0:24.38 [7]<br>(0:11.94) | 0:12.44 [7]<br>(0:12.44) |
| Average Speed [km/h]   | 52.1                     | 61.7                     | 58.6                     | 59.0                     | 58.8                     | 57.4                     | 59.6                     | 60.0                     | 60.5                     | 57.9                     |
| Top Speed [km/h]       | 63.6                     | 63.6                     | 60.2                     | 60.0                     | 60.1                     | 58.8                     | 60.6                     | 61.2                     | 61.2                     | 59.5                     |
| Avg. Dist. to Rail [m] | 2.3                      | 1.2                      | 0.5                      | 1.3                      | 1.9                      | 1.7                      | 1.5                      | 1.2                      | 2.5                      | 4.8                      |
| Avg. Stride Freq. [Hz] | 2.2                      | 2.3                      | 2.2                      | 2.2                      | 2.2                      | 2.1                      | 2.2                      | 2.2                      | 2.2                      | 2.2                      |
| Avg. Stride Length [m] | 6.6                      | 7.4                      | 7.3                      | 7.3                      | 7.3                      | 7.3                      | 7.4                      | 7.4                      | 7.6                      | 7.3                      |



- [ ] Ranking at each section and finish
- .-.- No data available at this section
- NA No data available



|                                |                 |
|--------------------------------|-----------------|
| Horse/Jockey Name              | Port Mourant    |
| Final Rank                     | 4               |
| Fastest Section Time (Section) | 0:11.66 (1800m) |
| Top Speed [km/h] (Section)     | 64.4 (Overall)  |
| Race State                     | Finished        |



Doomben QLD Professional

Race 4: SKY RACING Class 3 Handicap - 2040m

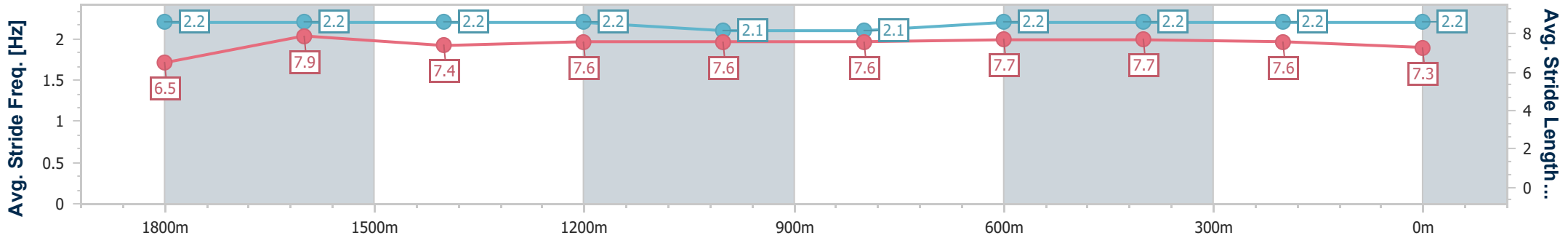
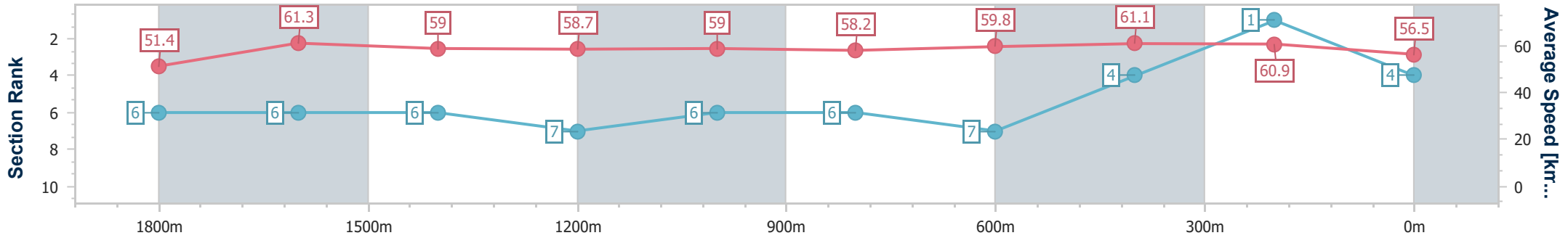
25 September 2024 - 15:31

Track Rating: Good 4, Weather: Fine, Rail Position: +6.5m Entire



BRISBANE RACING CLUB

| Section                | Overall                  | 1800m                    | 1600m                    | 1400m                    | 1200m                    | 1000m                    | 800m                     | 600m                     | 400m                     | 200m                     |
|------------------------|--------------------------|--------------------------|--------------------------|--------------------------|--------------------------|--------------------------|--------------------------|--------------------------|--------------------------|--------------------------|
| Section Times          | 2:06.23 [4]<br>(0:16.81) | 1:49.42 [6]<br>(0:11.66) | 1:37.76 [6]<br>(0:12.18) | 1:25.58 [6]<br>(0:12.38) | 1:13.20 [7]<br>(0:12.08) | 1:01.12 [6]<br>(0:12.55) | 0:48.57 [6]<br>(0:12.15) | 0:36.42 [7]<br>(0:11.82) | 0:24.60 [4]<br>(0:11.86) | 0:12.74 [1]<br>(0:12.74) |
| Average Speed [km/h]   | 51.4                     | 61.3                     | 59.0                     | 58.7                     | 59.0                     | 58.2                     | 59.8                     | 61.1                     | 60.9                     | 56.5                     |
| Top Speed [km/h]       | 64.4                     | 63.1                     | 60.7                     | 59.5                     | 60.5                     | 60.2                     | 62.4                     | 62.1                     | 61.8                     | 58.7                     |
| Avg. Dist. to Rail [m] | 2.5                      | 0.9                      | 0.6                      | 1.1                      | 1.8                      | 2.2                      | 1.8                      | 0.7                      | 1.0                      | 2.5                      |
| Avg. Stride Freq. [Hz] | 2.2                      | 2.2                      | 2.2                      | 2.2                      | 2.1                      | 2.1                      | 2.2                      | 2.2                      | 2.2                      | 2.2                      |
| Avg. Stride Length [m] | 6.5                      | 7.9                      | 7.4                      | 7.6                      | 7.6                      | 7.6                      | 7.7                      | 7.7                      | 7.6                      | 7.3                      |



- [ ] Ranking at each section and finish
- .-.- No data available at this section
- NA No data available



|                                |                 |
|--------------------------------|-----------------|
| Horse/Jockey Name              | Son Of Satono   |
| Final Rank                     | 5               |
| Fastest Section Time (Section) | 0:11.32 (1800m) |
| Top Speed [km/h] (Section)     | 66.4 (Overall)  |
| Race State                     | Finished        |



Doomben QLD Professional

Race 4: SKY RACING Class 3 Handicap - 2040m

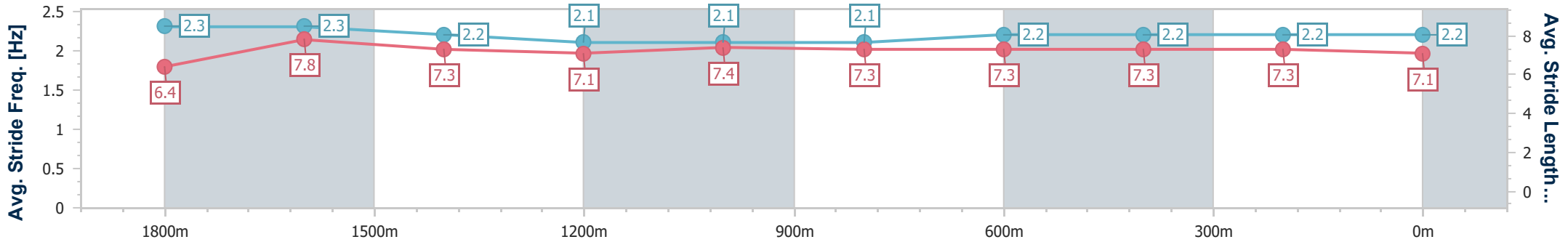
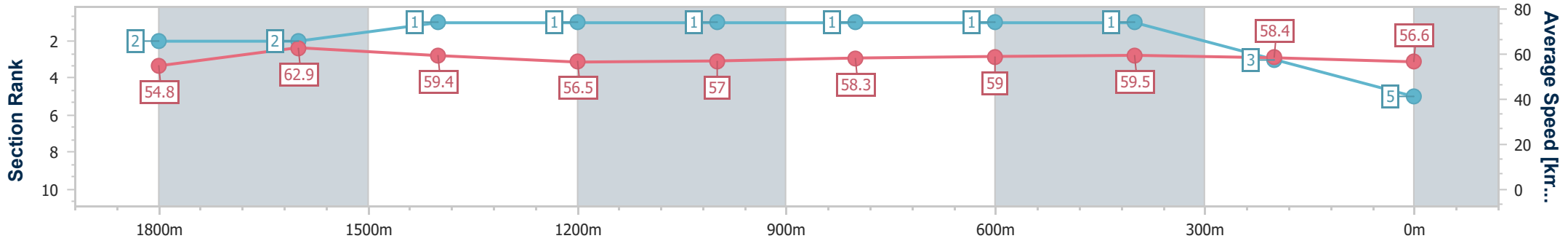
25 September 2024 - 15:31

Track Rating: Good 4, Weather: Fine, Rail Position: +6.5m Entire



BRISBANE RACING CLUB

| Section                | Overall                  | 1800m                    | 1600m                    | 1400m                    | 1200m                    | 1000m                    | 800m                     | 600m                     | 400m                     | 200m                     |
|------------------------|--------------------------|--------------------------|--------------------------|--------------------------|--------------------------|--------------------------|--------------------------|--------------------------|--------------------------|--------------------------|
| Section Times          | 2:06.25 [5]<br>(0:15.74) | 1:50.51 [2]<br>(0:11.32) | 1:39.19 [2]<br>(0:12.10) | 1:27.09 [1]<br>(0:12.74) | 1:14.35 [1]<br>(0:12.62) | 1:01.73 [1]<br>(0:12.43) | 0:49.30 [1]<br>(0:12.22) | 0:37.08 [1]<br>(0:12.04) | 0:25.04 [1]<br>(0:12.31) | 0:12.73 [3]<br>(0:12.73) |
| Average Speed [km/h]   | 54.8                     | 62.9                     | 59.4                     | 56.5                     | 57.0                     | 58.3                     | 59.0                     | 59.5                     | 58.4                     | 56.6                     |
| Top Speed [km/h]       | 66.4                     | 65.5                     | 60.8                     | 58.0                     | 57.4                     | 58.7                     | 60.4                     | 61.0                     | 59.0                     | 58.4                     |
| Avg. Dist. to Rail [m] | 1.9                      | 2.0                      | 0.6                      | 0.3                      | 0.9                      | 1.0                      | 0.5                      | 0.5                      | 0.8                      | 0.6                      |
| Avg. Stride Freq. [Hz] | 2.3                      | 2.3                      | 2.2                      | 2.1                      | 2.1                      | 2.1                      | 2.2                      | 2.2                      | 2.2                      | 2.2                      |
| Avg. Stride Length [m] | 6.4                      | 7.8                      | 7.3                      | 7.1                      | 7.4                      | 7.3                      | 7.3                      | 7.3                      | 7.3                      | 7.1                      |



- [ ] Ranking at each section and finish
- .-.- No data available at this section
- NA No data available



|                                |                 |
|--------------------------------|-----------------|
| Horse/Jockey Name              | Shy Guy         |
| Final Rank                     | 6               |
| Fastest Section Time (Section) | 0:11.81 (1800m) |
| Top Speed [km/h] (Section)     | 62.8 (Overall)  |
| Race State                     | Finished        |



Doomben QLD Professional

Race 4: SKY RACING Class 3 Handicap - 2040m

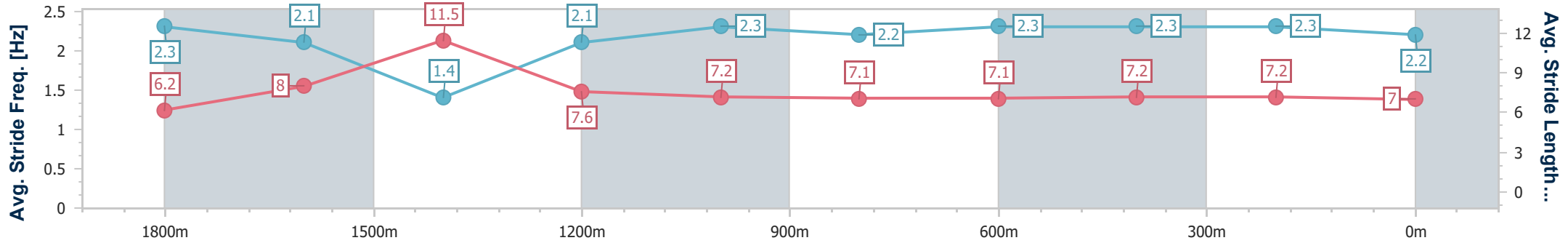
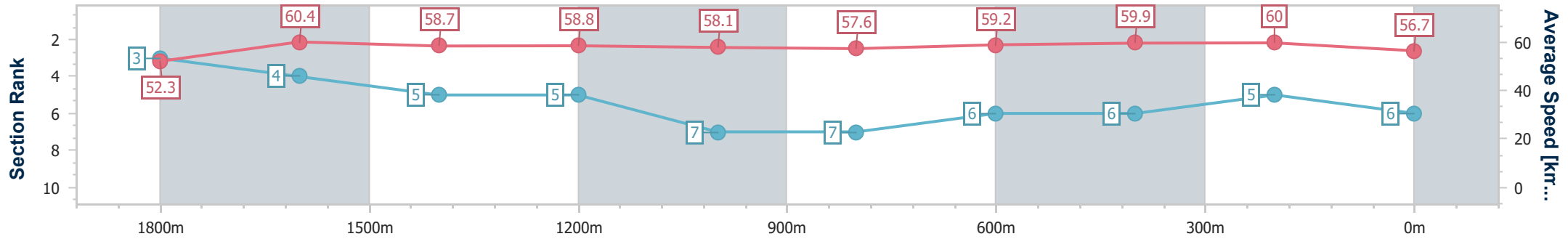
25 September 2024 - 15:31

Track Rating: Good 4, Weather: Fine, Rail Position: +6.5m Entire



BRISBANE RACING CLUB

| Section                | Overall                  | 1800m                    | 1600m                    | 1400m                    | 1200m                    | 1000m                    | 800m                     | 600m                     | 400m                     | 200m                     |
|------------------------|--------------------------|--------------------------|--------------------------|--------------------------|--------------------------|--------------------------|--------------------------|--------------------------|--------------------------|--------------------------|
| Section Times          | 2:06.47 [6]<br>(0:16.53) | 1:49.94 [3]<br>(0:11.81) | 1:38.13 [4]<br>(0:12.20) | 1:25.93 [5]<br>(0:12.23) | 1:13.70 [5]<br>(0:12.38) | 1:01.32 [7]<br>(0:12.52) | 0:48.80 [7]<br>(0:12.13) | 0:36.67 [6]<br>(0:11.97) | 0:24.70 [6]<br>(0:11.95) | 0:12.75 [5]<br>(0:12.75) |
| Average Speed [km/h]   | 52.3                     | 60.4                     | 58.7                     | 58.8                     | 58.1                     | 57.6                     | 59.2                     | 59.9                     | 60.0                     | 56.7                     |
| Top Speed [km/h]       | 62.8                     | 62.6                     | 60.1                     | 60.0                     | 59.6                     | 58.7                     | 61.1                     | 61.2                     | 61.5                     | 60.4                     |
| Avg. Dist. to Rail [m] | 1.1                      | 1.8                      | 0.7                      | 0.6                      | 0.2                      | 0.4                      | 0.1                      | 0.7                      | 1.2                      | 2.4                      |
| Avg. Stride Freq. [Hz] | 2.3                      | 2.1                      | 1.4                      | 2.1                      | 2.3                      | 2.2                      | 2.3                      | 2.3                      | 2.3                      | 2.2                      |
| Avg. Stride Length [m] | 6.2                      | 8.0                      | 11.5                     | 7.6                      | 7.2                      | 7.1                      | 7.1                      | 7.2                      | 7.2                      | 7.0                      |



- [ ] Ranking at each section and finish
- .-.- No data available at this section
- NA No data available



|                                |                 |
|--------------------------------|-----------------|
| Horse/Jockey Name              | Sir Leonidas    |
| Final Rank                     | 7               |
| Fastest Section Time (Section) | 0:11.57 (1800m) |
| Top Speed [km/h] (Section)     | 64.9 (1200m)    |
| Race State                     | Finished        |



Doomben QLD Professional

Race 4: SKY RACING Class 3 Handicap - 2040m

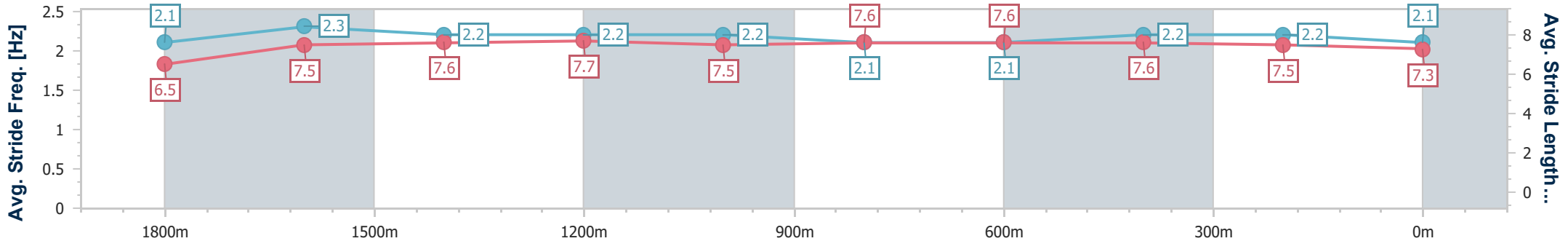
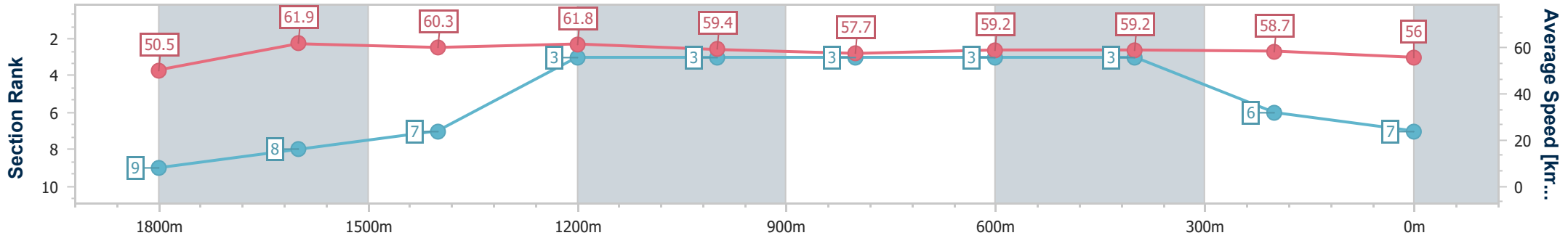
25 September 2024 - 15:31

Track Rating: Good 4, Weather: Fine, Rail Position: +6.5m Entire



BRISBANE RACING CLUB

| Section                | Overall                  | 1800m                    | 1600m                    | 1400m                    | 1200m                    | 1000m                    | 800m                     | 600m                     | 400m                     | 200m                     |
|------------------------|--------------------------|--------------------------|--------------------------|--------------------------|--------------------------|--------------------------|--------------------------|--------------------------|--------------------------|--------------------------|
| Section Times          | 2:06.63 [7]<br>(0:17.16) | 1:49.47 [9]<br>(0:11.57) | 1:37.90 [8]<br>(0:12.00) | 1:25.90 [7]<br>(0:11.85) | 1:14.05 [3]<br>(0:12.14) | 1:01.91 [3]<br>(0:12.53) | 0:49.38 [3]<br>(0:12.20) | 0:37.18 [3]<br>(0:12.08) | 0:25.10 [3]<br>(0:12.21) | 0:12.89 [6]<br>(0:12.89) |
| Average Speed [km/h]   | 50.5                     | 61.9                     | 60.3                     | 61.8                     | 59.4                     | 57.7                     | 59.2                     | 59.2                     | 58.7                     | 56.0                     |
| Top Speed [km/h]       | 63.5                     | 63.5                     | 60.9                     | 62.6                     | 64.9                     | 58.8                     | 60.4                     | 60.3                     | 60.2                     | 57.1                     |
| Avg. Dist. to Rail [m] | 0.7                      | 0.5                      | 1.1                      | 3.0                      | 0.9                      | 0.7                      | 0.4                      | 0.6                      | 1.7                      | 0.6                      |
| Avg. Stride Freq. [Hz] | 2.1                      | 2.3                      | 2.2                      | 2.2                      | 2.2                      | 2.1                      | 2.1                      | 2.2                      | 2.2                      | 2.1                      |
| Avg. Stride Length [m] | 6.5                      | 7.5                      | 7.6                      | 7.7                      | 7.5                      | 7.6                      | 7.6                      | 7.6                      | 7.5                      | 7.3                      |



- [ ] Ranking at each section and finish
- .-.- No data available at this section
- NA No data available



|                                |                 |
|--------------------------------|-----------------|
| Horse/Jockey Name              | Godra           |
| Final Rank                     | 8               |
| Fastest Section Time (Section) | 0:11.83 (1800m) |
| Top Speed [km/h] (Section)     | 63.3 (1800m)    |
| Race State                     | Finished        |



Doomben QLD Professional

Race 4: SKY RACING Class 3 Handicap - 2040m

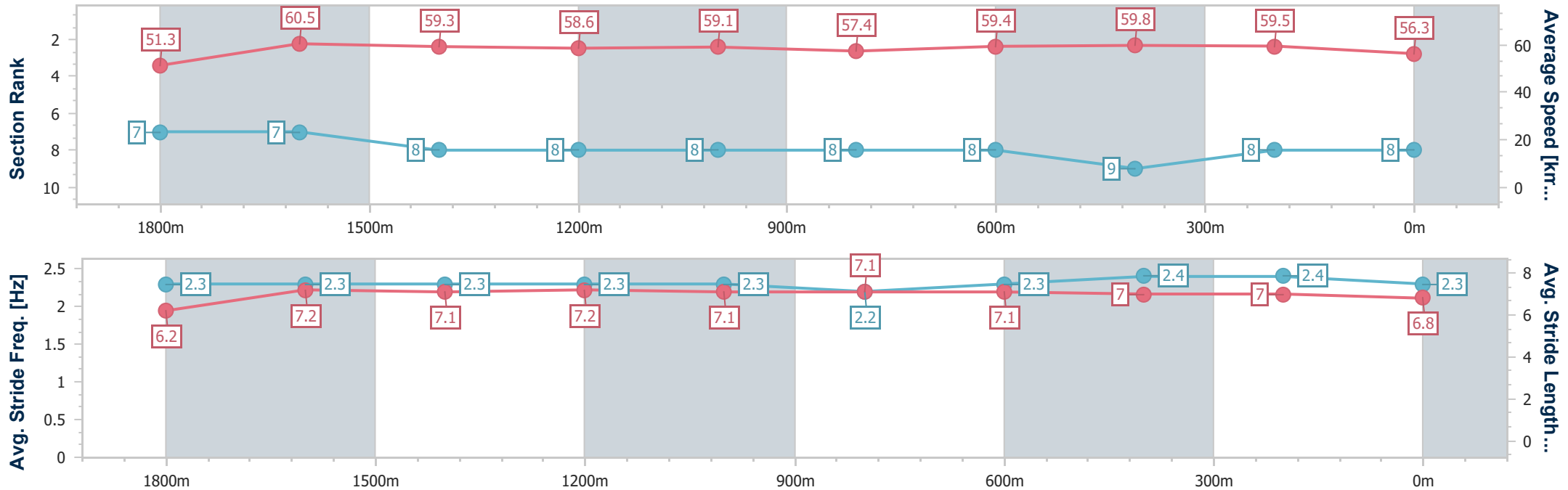
25 September 2024 - 15:31

Track Rating: Good 4, Weather: Fine, Rail Position: +6.5m Entire



BRISBANE RACING CLUB

| Section                | Overall                  | 1800m                    | 1600m                    | 1400m                    | 1200m                    | 1000m                    | 800m                     | 600m                     | 400m                     | 200m                     |
|------------------------|--------------------------|--------------------------|--------------------------|--------------------------|--------------------------|--------------------------|--------------------------|--------------------------|--------------------------|--------------------------|
| Section Times          | 2:06.90 [8]<br>(0:16.84) | 1:50.06 [7]<br>(0:11.83) | 1:38.23 [7]<br>(0:12.08) | 1:26.15 [8]<br>(0:12.30) | 1:13.85 [8]<br>(0:12.22) | 1:01.63 [8]<br>(0:12.57) | 0:49.06 [8]<br>(0:12.15) | 0:36.91 [8]<br>(0:12.00) | 0:24.91 [9]<br>(0:12.10) | 0:12.81 [8]<br>(0:12.81) |
| Average Speed [km/h]   | 51.3                     | 60.5                     | 59.3                     | 58.6                     | 59.1                     | 57.4                     | 59.4                     | 59.8                     | 59.5                     | 56.3                     |
| Top Speed [km/h]       | 62.7                     | 63.3                     | 62.5                     | 60.7                     | 60.8                     | 58.1                     | 61.9                     | 61.0                     | 61.4                     | 59.0                     |
| Avg. Dist. to Rail [m] | 1.0                      | 1.2                      | 0.8                      | 0.4                      | 0.9                      | 0.8                      | 1.0                      | 0.8                      | 1.1                      | 0.6                      |
| Avg. Stride Freq. [Hz] | 2.3                      | 2.3                      | 2.3                      | 2.3                      | 2.3                      | 2.2                      | 2.3                      | 2.4                      | 2.4                      | 2.3                      |
| Avg. Stride Length [m] | 6.2                      | 7.2                      | 7.1                      | 7.2                      | 7.1                      | 7.1                      | 7.1                      | 7.0                      | 7.0                      | 6.8                      |



- [ ] Ranking at each section and finish
- .-.- No data available at this section
- NA No data available



|                                |                   |
|--------------------------------|-------------------|
| Horse/Jockey Name              | Jumeirah Triangle |
| Final Rank                     | 9                 |
| Fastest Section Time (Section) | 0:12.01 (600m)    |
| Top Speed [km/h] (Section)     | 62.5 (Overall)    |
| Race State                     | Finished          |



Doomben QLD Professional

Race 4: SKY RACING Class 3 Handicap - 2040m

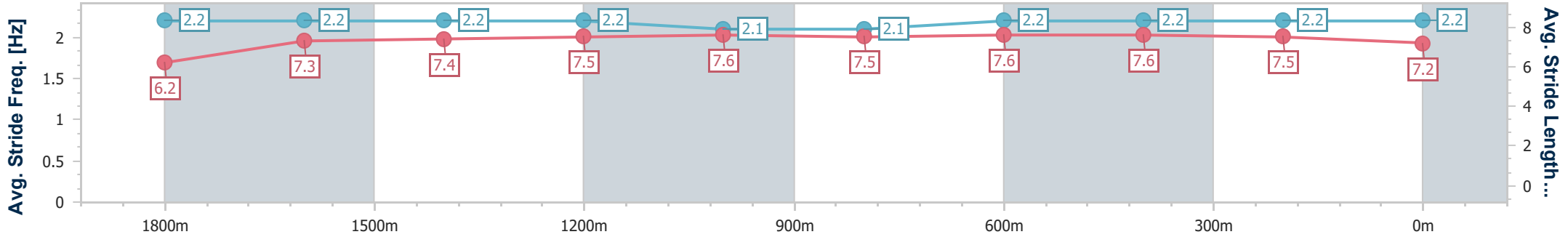
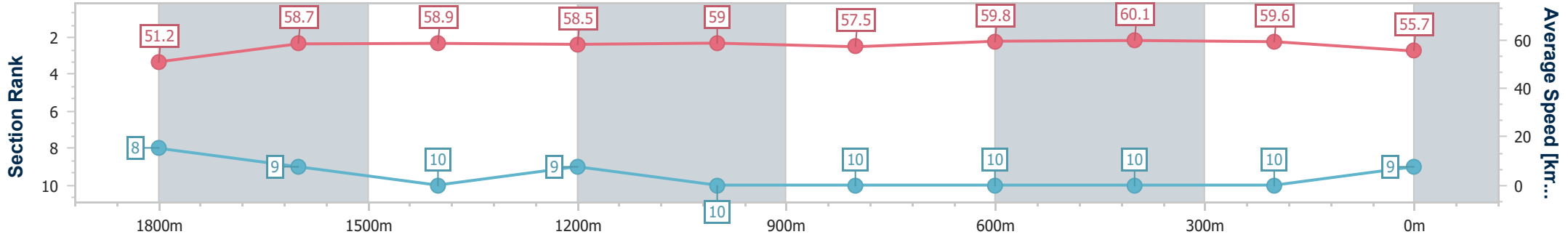
25 September 2024 - 15:31

Track Rating: Good 4, Weather: Fine, Rail Position: +6.5m Entire



BRISBANE RACING CLUB

| Section                | Overall                  | 1800m                    | 1600m                    | 1400m                     | 1200m                    | 1000m                     | 800m                      | 600m                      | 400m                      | 200m                      |
|------------------------|--------------------------|--------------------------|--------------------------|---------------------------|--------------------------|---------------------------|---------------------------|---------------------------|---------------------------|---------------------------|
| Section Times          | 2:07.26 [9]<br>(0:16.91) | 1:50.35 [8]<br>(0:12.06) | 1:38.29 [9]<br>(0:12.16) | 1:26.13 [10]<br>(0:12.22) | 1:13.91 [9]<br>(0:12.24) | 1:01.67 [10]<br>(0:12.56) | 0:49.11 [10]<br>(0:12.10) | 0:37.01 [10]<br>(0:12.01) | 0:25.00 [10]<br>(0:12.07) | 0:12.93 [10]<br>(0:12.93) |
| Average Speed [km/h]   | 51.2                     | 58.7                     | 58.9                     | 58.5                      | 59.0                     | 57.5                      | 59.8                      | 60.1                      | 59.6                      | 55.7                      |
| Top Speed [km/h]       | 62.5                     | 62.1                     | 59.6                     | 60.4                      | 61.0                     | 58.8                      | 60.3                      | 61.3                      | 60.6                      | 59.7                      |
| Avg. Dist. to Rail [m] | 1.4                      | 2.3                      | 1.4                      | 1.1                       | 0.8                      | 0.9                       | 0.8                       | 0.5                       | 1.5                       | 3.1                       |
| Avg. Stride Freq. [Hz] | 2.2                      | 2.2                      | 2.2                      | 2.2                       | 2.1                      | 2.1                       | 2.2                       | 2.2                       | 2.2                       | 2.2                       |
| Avg. Stride Length [m] | 6.2                      | 7.3                      | 7.4                      | 7.5                       | 7.6                      | 7.5                       | 7.6                       | 7.6                       | 7.5                       | 7.2                       |



- [ ] Ranking at each section and finish
- .-.- No data available at this section
- NA No data available



|                                |                 |
|--------------------------------|-----------------|
| Horse/Jockey Name              | Do It For You   |
| Final Rank                     | 10              |
| Fastest Section Time (Section) | 0:11.58 (1800m) |
| Top Speed [km/h] (Section)     | 69.0 (Overall)  |
| Race State                     | Finished        |



Doomben QLD Professional

Race 4: SKY RACING Class 3 Handicap - 2040m

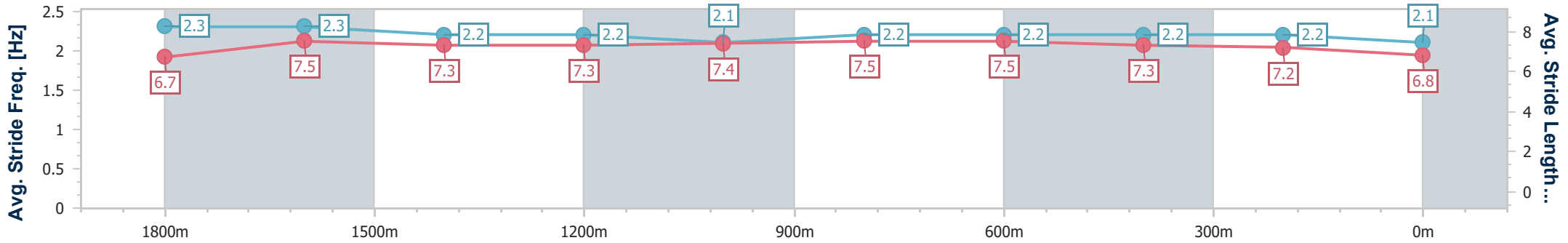
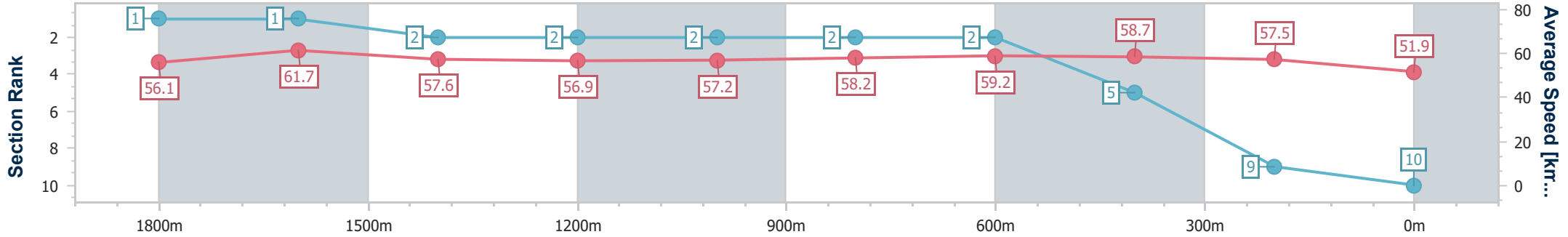
25 September 2024 - 15:31

Track Rating: Good 4, Weather: Fine, Rail Position: +6.5m Entire



BRISBANE RACING CLUB

| Section                | Overall                   | 1800m                    | 1600m                    | 1400m                    | 1200m                    | 1000m                    | 800m                     | 600m                     | 400m                     | 200m                     |
|------------------------|---------------------------|--------------------------|--------------------------|--------------------------|--------------------------|--------------------------|--------------------------|--------------------------|--------------------------|--------------------------|
| Section Times          | 2:08.10 [10]<br>(0:15.43) | 1:52.67 [1]<br>(0:11.58) | 1:41.09 [1]<br>(0:12.44) | 1:28.65 [2]<br>(0:12.66) | 1:15.99 [2]<br>(0:12.61) | 1:03.38 [2]<br>(0:12.43) | 0:50.95 [2]<br>(0:12.27) | 0:38.68 [2]<br>(0:12.26) | 0:26.42 [5]<br>(0:12.56) | 0:13.86 [9]<br>(0:13.86) |
| Average Speed [km/h]   | 56.1                      | 61.7                     | 57.6                     | 56.9                     | 57.2                     | 58.2                     | 59.2                     | 58.7                     | 57.5                     | 51.9                     |
| Top Speed [km/h]       | 69.0                      | 67.9                     | 58.9                     | 57.9                     | 58.4                     | 59.2                     | 60.7                     | 60.7                     | 58.2                     | 57.5                     |
| Avg. Dist. to Rail [m] | 4.0                       | 1.4                      | 0.8                      | 0.6                      | 1.5                      | 1.9                      | 1.6                      | 0.7                      | 1.0                      | 1.9                      |
| Avg. Stride Freq. [Hz] | 2.3                       | 2.3                      | 2.2                      | 2.2                      | 2.1                      | 2.2                      | 2.2                      | 2.2                      | 2.2                      | 2.1                      |
| Avg. Stride Length [m] | 6.7                       | 7.5                      | 7.3                      | 7.3                      | 7.4                      | 7.5                      | 7.5                      | 7.3                      | 7.2                      | 6.8                      |



- [ ] Ranking at each section and finish
- .-.- No data available at this section
- NA No data available





# Doomben QLD Professional

## Race 5: EUREKA STUD BENCHMARK 68 Handicap - 1640m

25 September 2024 - 16:04



BRISBANE  
RACING CLUB

Track Rating: Good 4, Weather: Fine, Rail Position: +6.5m Entire

| Section     |  | Overall              | 1400m                | 1200m                | 1000m                    | 800m                     | 600m                     | 400m                     | Last 600m                |                          |                          |         |                        |
|-------------|--|----------------------|----------------------|----------------------|--------------------------|--------------------------|--------------------------|--------------------------|--------------------------|--------------------------|--------------------------|---------|------------------------|
| Field Times |  | 1:38.70<br>(0:16.38) | 1:22.32<br>(0:11.86) | 1:10.46<br>(0:12.02) | 0:58.44<br>(0:12.00)     | 0:46.44<br>(0:11.92)     | 0:34.52<br>(0:11.40)     | 0:23.12<br>(0:11.29)     | 0:34.52                  |                          |                          |         |                        |
| Rank        | TAB Horse/Jockey                             | Barrier              | Top Speed [km/h]     | Fastest Section      |                          |                          |                          |                          |                          |                          |                          |         | Distance Travelled [m] |
| 1           | 3 <b>WOWIT'S WILLYWONKA</b><br>Tahlia Fenlon | 1                    | 64.3<br>400m         | 0:11.29<br>400m      | 1:38.70 [1]<br>(0:16.38) | 1:22.32 [1]<br>(0:11.86) | 1:10.46 [1]<br>(0:12.02) | 0:58.44 [1]<br>(0:12.00) | 0:46.44 [1]<br>(0:11.92) | 0:34.52 [1]<br>(0:11.40) | 0:23.12 [1]<br>(0:11.29) | 0:34.52 |                        |
| 2           | 2 <b>ULTIMATE OUTCOME</b><br>Robbie Dolan    | 5                    | 66.4<br>400m         | 0:10.95<br>400m      | 1:38.74 [2]<br>(0:17.28) | 1:21.46 [5]<br>(0:11.89) | 1:09.57 [6]<br>(0:11.86) | 0:57.71 [5]<br>(0:12.02) | 0:45.69 [5]<br>(0:11.82) | 0:33.87 [5]<br>(0:11.33) | 0:22.54 [6]<br>(0:10.95) | 0:33.87 | +7                     |
| 3           | 10 <b>MOOTESSA</b><br>Nikita Beriman         | 9                    | 66.5<br>400m         | 0:11.05<br>400m      | 1:38.97 [3]<br>(0:17.30) | 1:21.67 [7]<br>(0:11.94) | 1:09.73 [7]<br>(0:12.01) | 0:57.72 [7]<br>(0:12.01) | 0:45.71 [7]<br>(0:11.76) | 0:33.95 [7]<br>(0:11.11) | 0:22.84 [5]<br>(0:11.05) | 0:33.95 | +7                     |
| 4           | 1 <b>PENTITO</b><br>Emily Lang               | 2                    | 64.3<br>600m         | 0:11.26<br>400m      | 1:38.99 [4]<br>(0:16.59) | 1:22.40 [3]<br>(0:12.08) | 1:10.32 [3]<br>(0:11.97) | 0:58.35 [3]<br>(0:11.99) | 0:46.36 [3]<br>(0:11.92) | 0:34.44 [3]<br>(0:11.30) | 0:23.14 [3]<br>(0:11.26) | 0:34.44 | +4                     |
| 5           | 7 <b>TOROVISTA</b><br>Kyle Wilson-Taylor     | 4                    | 65.2<br>400m         | 0:11.24<br>400m      | 1:39.02 [5]<br>(0:16.42) | 1:22.60 [2]<br>(0:11.99) | 1:10.61 [2]<br>(0:12.00) | 0:58.61 [2]<br>(0:12.03) | 0:46.58 [2]<br>(0:11.98) | 0:34.60 [2]<br>(0:11.33) | 0:23.27 [2]<br>(0:11.24) | 0:34.60 | +10                    |
| 6           | 4 <b>BITOFTHEBLARNEY</b><br>James Orman      | 3                    | 66.6<br>400m         | 0:10.99<br>400m      | 1:39.04 [6]<br>(0:16.90) | 1:22.14 [4]<br>(0:12.00) | 1:10.14 [4]<br>(0:11.93) | 0:58.21 [4]<br>(0:12.01) | 0:46.20 [4]<br>(0:11.87) | 0:34.33 [4]<br>(0:11.25) | 0:23.08 [4]<br>(0:10.99) | 0:34.33 | +5                     |
| 7           | 6 <b>SARSEN</b><br>Adin Thompson             | 8                    | 65.2<br>600m         | 0:11.28<br>600m      | 1:39.63 [7]<br>(0:17.30) | 1:22.33 [6]<br>(0:11.76) | 1:10.57 [5]<br>(0:12.00) | 0:58.57 [6]<br>(0:12.04) | 0:46.53 [6]<br>(0:11.87) | 0:34.66 [6]<br>(0:11.28) | 0:23.38 [7]<br>(0:11.33) | 0:34.66 | +1                     |

Scratched: Confusion (#5), Flying Birds (#8), Luton Hoo (#9)

[ ] Ranking at each section and finish  
 -:-:- No data available at this section  
 NA No data available

SCN Saddle cloth number  
 DNF Did not finish  
 DNT Did not track



# Doomben QLD Professional

## Race 5: EUREKA STUD BENCHMARK 68 Handicap - 1640m

25 September 2024 - 16:04



BRISBANE  
RACING CLUB

Track Rating: Good 4, Weather: Fine, Rail Position: +6.5m Entire

| Section     |  |         |                  | 200m                 |                          |         |  | Last 600m |                        |
|-------------|--|---------|------------------|----------------------|--------------------------|---------|--|-----------|------------------------|
| Field Times |  |         |                  | 0:11.83<br>(0:11.83) |                          |         |  | 0:34.52   |                        |
| Rank        | TAB Horse/Jockey                             | Barrier | Top Speed [km/h] | Fastest Section      |                          | Margin  |  |           | Distance Travelled [m] |
| 1           | 3 <b>WOWIT'S WILLYWONKA</b><br>Tahlia Fenlon | 1       | 64.3<br>400m     | 0:11.29<br>400m      | 0:11.83 [1]<br>(0:11.83) | 1:38.70 |  | 0:34.52   |                        |
| 2           | 2 <b>ULTIMATE OUTCOME</b><br>Robbie Dolan    | 5       | 66.4<br>400m     | 0:10.95<br>400m      | 0:11.59 [5]<br>(0:11.59) | 0.22L   |  | 0:33.87   | +7                     |
| 3           | 10 <b>MOOTESSA</b><br>Nikita Beriman         | 9       | 66.5<br>400m     | 0:11.05<br>400m      | 0:11.79 [6]<br>(0:11.79) | 1.6L    |  | 0:33.95   | +7                     |
| 4           | 1 <b>PENTITO</b><br>Emily Lang               | 2       | 64.3<br>600m     | 0:11.26<br>400m      | 0:11.88 [4]<br>(0:11.88) | 1.72L   |  | 0:34.44   | +4                     |
| 5           | 7 <b>TOROVISTA</b><br>Kyle Wilson-Taylor     | 4       | 65.2<br>400m     | 0:11.24<br>400m      | 0:12.03 [3]<br>(0:12.03) | 1.85L   |  | 0:34.60   | +10                    |
| 6           | 4 <b>BITOFTHEBLARNEY</b><br>James Orman      | 3       | 66.6<br>400m     | 0:10.99<br>400m      | 0:12.09 [2]<br>(0:12.09) | 2L      |  | 0:34.33   | +5                     |
| 7           | 6 <b>SARSEN</b><br>Adin Thompson             | 8       | 65.2<br>600m     | 0:11.28<br>600m      | 0:12.05 [7]<br>(0:12.05) | 5.43L   |  | 0:34.66   | +1                     |

Scratched: Confusion (#5), Flying Birds (#8), Luton Hoo (#9)

[ ] Ranking at each section and finish  
 -:-:- No data available at this section  
 NA No data available

SCN Saddle cloth number  
 DNF Did not finish  
 DNT Did not track



|                                |                    |
|--------------------------------|--------------------|
| Horse/Jockey Name              | Wowit's Willywonka |
| Final Rank                     | 1                  |
| Fastest Section Time (Section) | 0:11.29 (400m)     |
| Top Speed [km/h] (Section)     | 64.3 (400m)        |
| Race State                     | Finished           |



Doomben QLD Professional

Race 5: EUREKA STUD BENCHMARK 68 Handicap - 1640m

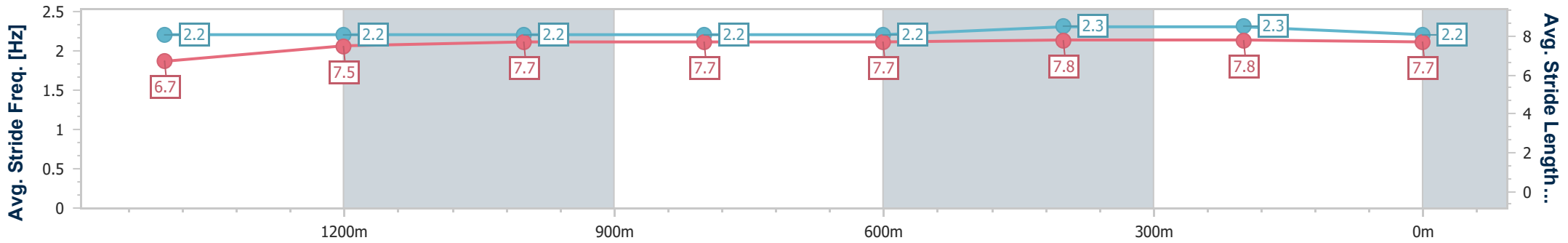
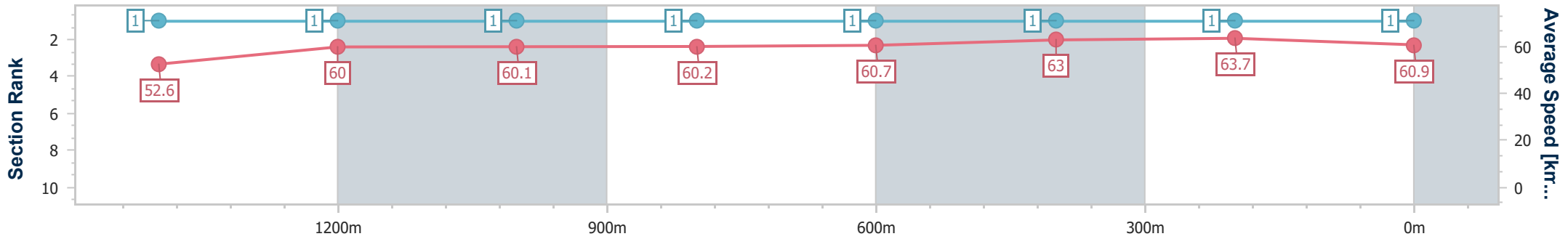
25 September 2024 - 16:04

Track Rating: Good 4, Weather: Fine, Rail Position: +6.5m Entire



BRISBANE RACING CLUB

| Section                | Overall                  | 1400m                    | 1200m                    | 1000m                    | 800m                     | 600m                     | 400m                     | 200m                     |  |  |  |  |  |
|------------------------|--------------------------|--------------------------|--------------------------|--------------------------|--------------------------|--------------------------|--------------------------|--------------------------|--|--|--|--|--|
| Section Times          | 1:38.70 [1]<br>(0:16.38) | 1:22.32 [1]<br>(0:11.86) | 1:10.46 [1]<br>(0:12.02) | 0:58.44 [1]<br>(0:12.00) | 0:46.44 [1]<br>(0:11.92) | 0:34.52 [1]<br>(0:11.40) | 0:23.12 [1]<br>(0:11.29) | 0:11.83 [1]<br>(0:11.83) |  |  |  |  |  |
| Average Speed [km/h]   | 52.6                     | 60.0                     | 60.1                     | 60.2                     | 60.7                     | 63.0                     | 63.7                     | 60.9                     |  |  |  |  |  |
| Top Speed [km/h]       | 63.7                     | 62.1                     | 61.0                     | 60.7                     | 62.9                     | 63.6                     | 64.3                     | 63.6                     |  |  |  |  |  |
| Avg. Dist. to Rail [m] | 1.4                      | 1.7                      | 0.3                      | 1.2                      | 1.1                      | 0.6                      | 1.2                      | 1.2                      |  |  |  |  |  |
| Avg. Stride Freq. [Hz] | 2.2                      | 2.2                      | 2.2                      | 2.2                      | 2.2                      | 2.3                      | 2.3                      | 2.2                      |  |  |  |  |  |
| Avg. Stride Length [m] | 6.7                      | 7.5                      | 7.7                      | 7.7                      | 7.7                      | 7.8                      | 7.8                      | 7.7                      |  |  |  |  |  |



- [ ] Ranking at each section and finish
- .-.- No data available at this section
- NA No data available



|                                |                  |
|--------------------------------|------------------|
| Horse/Jockey Name              | Ultimate Outcome |
| Final Rank                     | 2                |
| Fastest Section Time (Section) | 0:10.95 (400m)   |
| Top Speed [km/h] (Section)     | 66.4 (400m)      |
| Race State                     | Finished         |



Doomben QLD Professional

Race 5: EUREKA STUD BENCHMARK 68 Handicap - 1640m

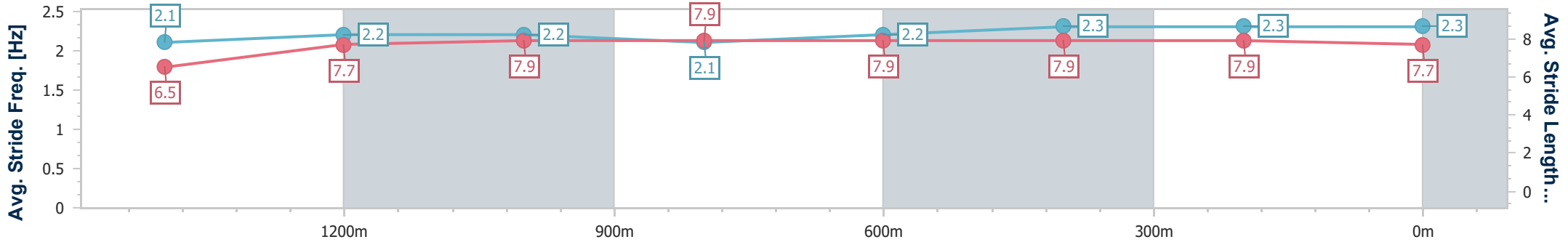
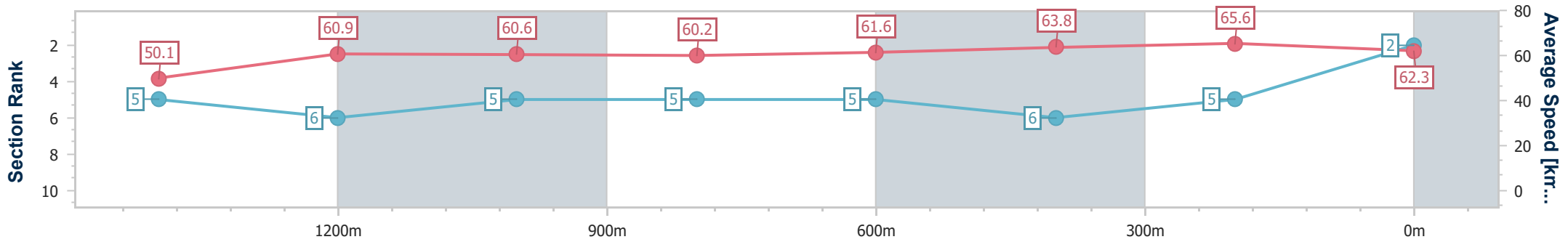
25 September 2024 - 16:04

Track Rating: Good 4, Weather: Fine, Rail Position: +6.5m Entire



BRISBANE RACING CLUB

| Section                | Overall                  | 1400m                    | 1200m                    | 1000m                    | 800m                     | 600m                     | 400m                     | 200m                     |
|------------------------|--------------------------|--------------------------|--------------------------|--------------------------|--------------------------|--------------------------|--------------------------|--------------------------|
| Section Times          | 1:38.74 [2]<br>(0:17.28) | 1:21.46 [5]<br>(0:11.89) | 1:09.57 [6]<br>(0:11.86) | 0:57.71 [5]<br>(0:12.02) | 0:45.69 [5]<br>(0:11.82) | 0:33.87 [5]<br>(0:11.33) | 0:22.54 [6]<br>(0:10.95) | 0:11.59 [5]<br>(0:11.59) |
| Average Speed [km/h]   | 50.1                     | 60.9                     | 60.6                     | 60.2                     | 61.6                     | 63.8                     | 65.6                     | 62.3                     |
| Top Speed [km/h]       | 61.5                     | 62.4                     | 61.8                     | 62.1                     | 63.8                     | 65.1                     | 66.4                     | 65.3                     |
| Avg. Dist. to Rail [m] | 1.9                      | 0.9                      | 2.1                      | 2.3                      | 1.6                      | 0.5                      | 1.8                      | 1.7                      |
| Avg. Stride Freq. [Hz] | 2.1                      | 2.2                      | 2.2                      | 2.1                      | 2.2                      | 2.3                      | 2.3                      | 2.3                      |
| Avg. Stride Length [m] | 6.5                      | 7.7                      | 7.9                      | 7.9                      | 7.9                      | 7.9                      | 7.9                      | 7.7                      |



- [ ] Ranking at each section and finish
- .-.- No data available at this section
- NA No data available



|                                |                |
|--------------------------------|----------------|
| Horse/Jockey Name              | Mootessa       |
| Final Rank                     | 3              |
| Fastest Section Time (Section) | 0:11.05 (400m) |
| Top Speed [km/h] (Section)     | 66.5 (400m)    |
| Race State                     | Finished       |



Doomben QLD Professional

Race 5: EUREKA STUD BENCHMARK 68 Handicap - 1640m

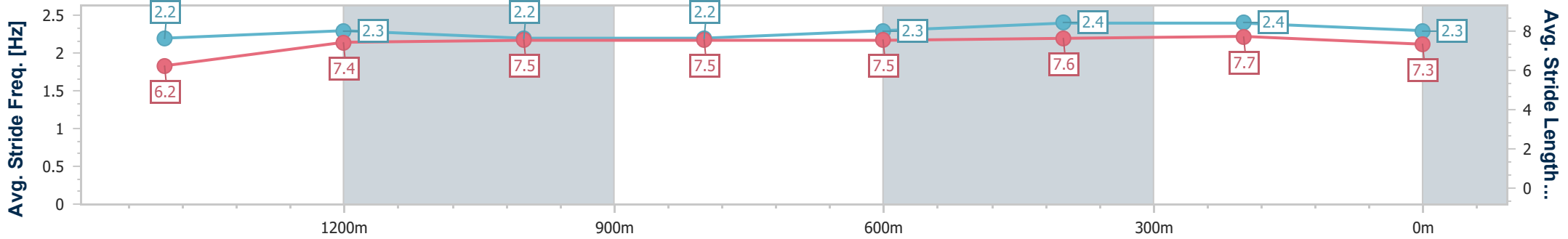
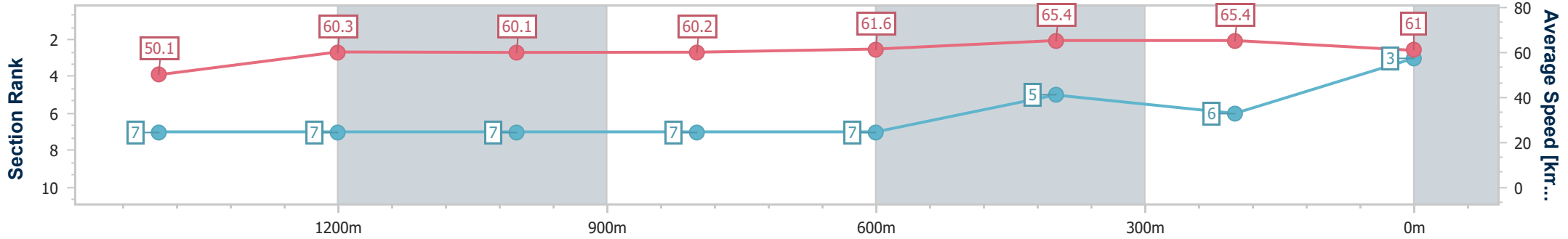
25 September 2024 - 16:04

Track Rating: Good 4, Weather: Fine, Rail Position: +6.5m Entire



BRISBANE RACING CLUB

| Section                | Overall                  | 1400m                    | 1200m                    | 1000m                    | 800m                     | 600m                     | 400m                     | 200m                     |
|------------------------|--------------------------|--------------------------|--------------------------|--------------------------|--------------------------|--------------------------|--------------------------|--------------------------|
| Section Times          | 1:38.97 [3]<br>(0:17.30) | 1:21.67 [7]<br>(0:11.94) | 1:09.73 [7]<br>(0:12.01) | 0:57.72 [7]<br>(0:12.01) | 0:45.71 [7]<br>(0:11.76) | 0:33.95 [7]<br>(0:11.11) | 0:22.84 [5]<br>(0:11.05) | 0:11.79 [6]<br>(0:11.79) |
| Average Speed [km/h]   | 50.1                     | 60.3                     | 60.1                     | 60.2                     | 61.6                     | 65.4                     | 65.4                     | 61.0                     |
| Top Speed [km/h]       | 62.8                     | 63.1                     | 61.9                     | 61.9                     | 63.8                     | 66.1                     | 66.5                     | 63.9                     |
| Avg. Dist. to Rail [m] | 2.7                      | 0.5                      | 1.0                      | 1.7                      | 1.5                      | 1.1                      | 3.3                      | 3.4                      |
| Avg. Stride Freq. [Hz] | 2.2                      | 2.3                      | 2.2                      | 2.2                      | 2.3                      | 2.4                      | 2.4                      | 2.3                      |
| Avg. Stride Length [m] | 6.2                      | 7.4                      | 7.5                      | 7.5                      | 7.5                      | 7.6                      | 7.7                      | 7.3                      |



- [ ] Ranking at each section and finish
- .-.- No data available at this section
- NA No data available



|                                |                |
|--------------------------------|----------------|
| Horse/Jockey Name              | Pentito        |
| Final Rank                     | 4              |
| Fastest Section Time (Section) | 0:11.26 (400m) |
| Top Speed [km/h] (Section)     | 64.3 (600m)    |
| Race State                     | Finished       |



Doomben QLD Professional

Race 5: EUREKA STUD BENCHMARK 68 Handicap - 1640m

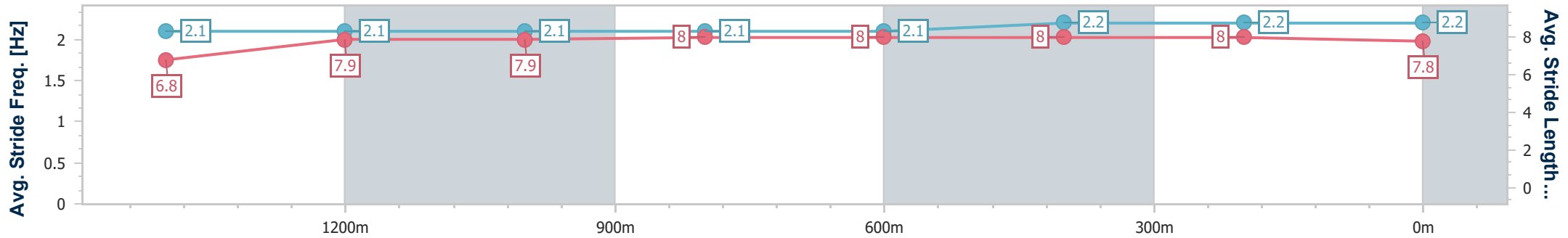
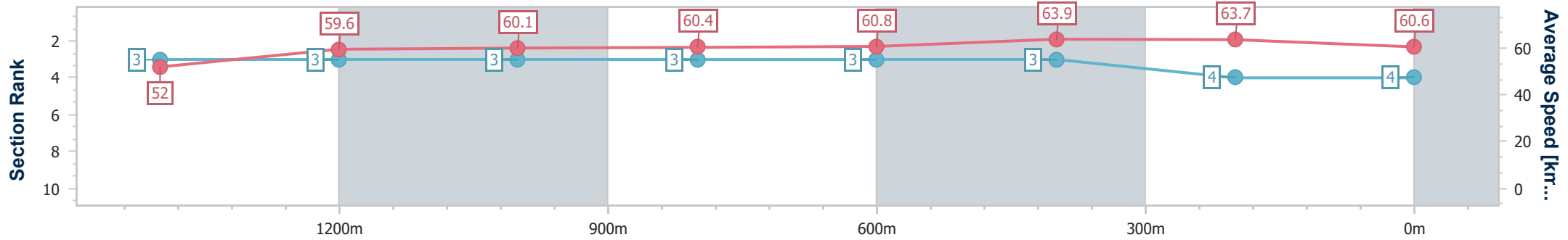
25 September 2024 - 16:04

Track Rating: Good 4, Weather: Fine, Rail Position: +6.5m Entire



BRISBANE RACING CLUB

| Section                | Overall                  | 1400m                    | 1200m                    | 1000m                    | 800m                     | 600m                     | 400m                     | 200m                     |  |  |  |  |  |
|------------------------|--------------------------|--------------------------|--------------------------|--------------------------|--------------------------|--------------------------|--------------------------|--------------------------|--|--|--|--|--|
| Section Times          | 1:38.99 [4]<br>(0:16.59) | 1:22.40 [3]<br>(0:12.08) | 1:10.32 [3]<br>(0:11.97) | 0:58.35 [3]<br>(0:11.99) | 0:46.36 [3]<br>(0:11.92) | 0:34.44 [3]<br>(0:11.30) | 0:23.14 [3]<br>(0:11.26) | 0:11.88 [4]<br>(0:11.88) |  |  |  |  |  |
| Average Speed [km/h]   | 52.0                     | 59.6                     | 60.1                     | 60.4                     | 60.8                     | 63.9                     | 63.7                     | 60.6                     |  |  |  |  |  |
| Top Speed [km/h]       | 61.1                     | 60.6                     | 61.1                     | 61.0                     | 63.0                     | 64.3                     | 64.3                     | 62.5                     |  |  |  |  |  |
| Avg. Dist. to Rail [m] | 0.7                      | 0.5                      | 1.0                      | 1.5                      | 1.5                      | 0.5                      | 1.5                      | 1.1                      |  |  |  |  |  |
| Avg. Stride Freq. [Hz] | 2.1                      | 2.1                      | 2.1                      | 2.1                      | 2.1                      | 2.2                      | 2.2                      | 2.2                      |  |  |  |  |  |
| Avg. Stride Length [m] | 6.8                      | 7.9                      | 7.9                      | 8.0                      | 8.0                      | 8.0                      | 8.0                      | 7.8                      |  |  |  |  |  |



- [ ] Ranking at each section and finish
- .-.- No data available at this section
- NA No data available



|                                |                |
|--------------------------------|----------------|
| Horse/Jockey Name              | Torovista      |
| Final Rank                     | 5              |
| Fastest Section Time (Section) | 0:11.24 (400m) |
| Top Speed [km/h] (Section)     | 65.2 (400m)    |
| Race State                     | Finished       |



Doomben QLD Professional

Race 5: EUREKA STUD BENCHMARK 68 Handicap - 1640m

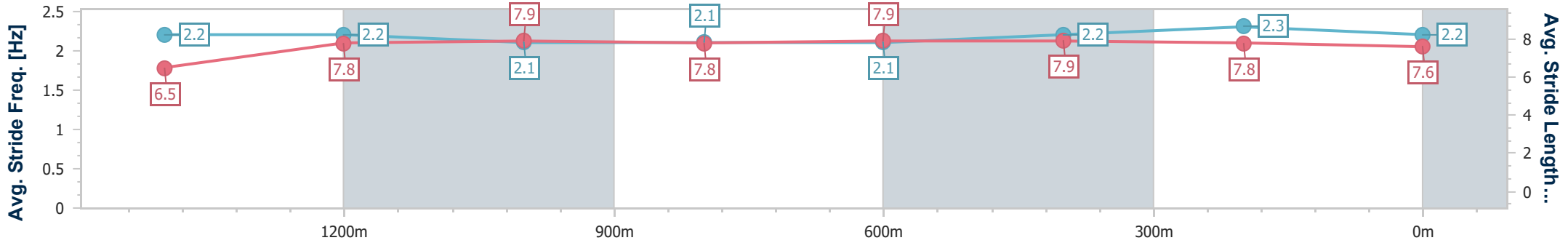
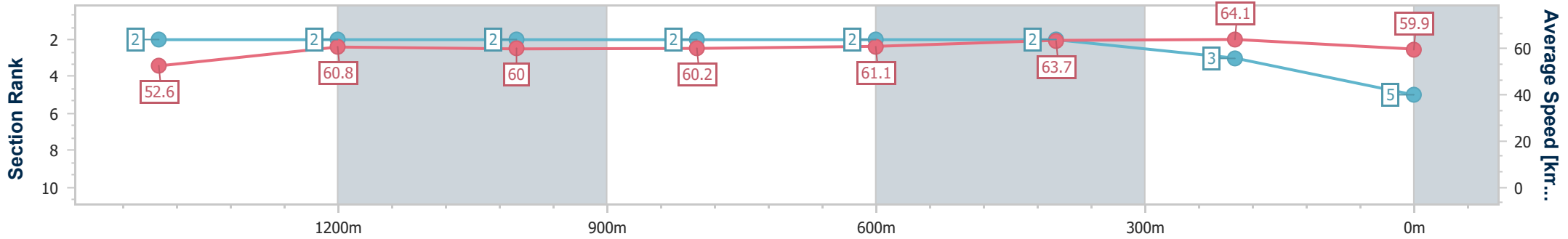
25 September 2024 - 16:04

Track Rating: Good 4, Weather: Fine, Rail Position: +6.5m Entire



BRISBANE RACING CLUB

| Section                | Overall                  | 1400m                    | 1200m                    | 1000m                    | 800m                     | 600m                     | 400m                     | 200m                     |
|------------------------|--------------------------|--------------------------|--------------------------|--------------------------|--------------------------|--------------------------|--------------------------|--------------------------|
| Section Times          | 1:39.02 [5]<br>(0:16.42) | 1:22.60 [2]<br>(0:11.99) | 1:10.61 [2]<br>(0:12.00) | 0:58.61 [2]<br>(0:12.03) | 0:46.58 [2]<br>(0:11.98) | 0:34.60 [2]<br>(0:11.33) | 0:23.27 [2]<br>(0:11.24) | 0:12.03 [3]<br>(0:12.03) |
| Average Speed [km/h]   | 52.6                     | 60.8                     | 60.0                     | 60.2                     | 61.1                     | 63.7                     | 64.1                     | 59.9                     |
| Top Speed [km/h]       | 62.3                     | 61.9                     | 60.4                     | 60.8                     | 63.3                     | 64.8                     | 65.2                     | 63.2                     |
| Avg. Dist. to Rail [m] | 2.6                      | 1.8                      | 2.4                      | 3.0                      | 2.4                      | 1.1                      | 0.5                      | 0.8                      |
| Avg. Stride Freq. [Hz] | 2.2                      | 2.2                      | 2.1                      | 2.1                      | 2.1                      | 2.2                      | 2.3                      | 2.2                      |
| Avg. Stride Length [m] | 6.5                      | 7.8                      | 7.9                      | 7.8                      | 7.9                      | 7.9                      | 7.8                      | 7.6                      |



- [ ] Ranking at each section and finish
- .-.- No data available at this section
- NA No data available



|                                |                 |
|--------------------------------|-----------------|
| Horse/Jockey Name              | Bitoftheblarney |
| Final Rank                     | 6               |
| Fastest Section Time (Section) | 0:10.99 (400m)  |
| Top Speed [km/h] (Section)     | 66.6 (400m)     |
| Race State                     | Finished        |



Doomben QLD Professional

Race 5: EUREKA STUD BENCHMARK 68 Handicap - 1640m

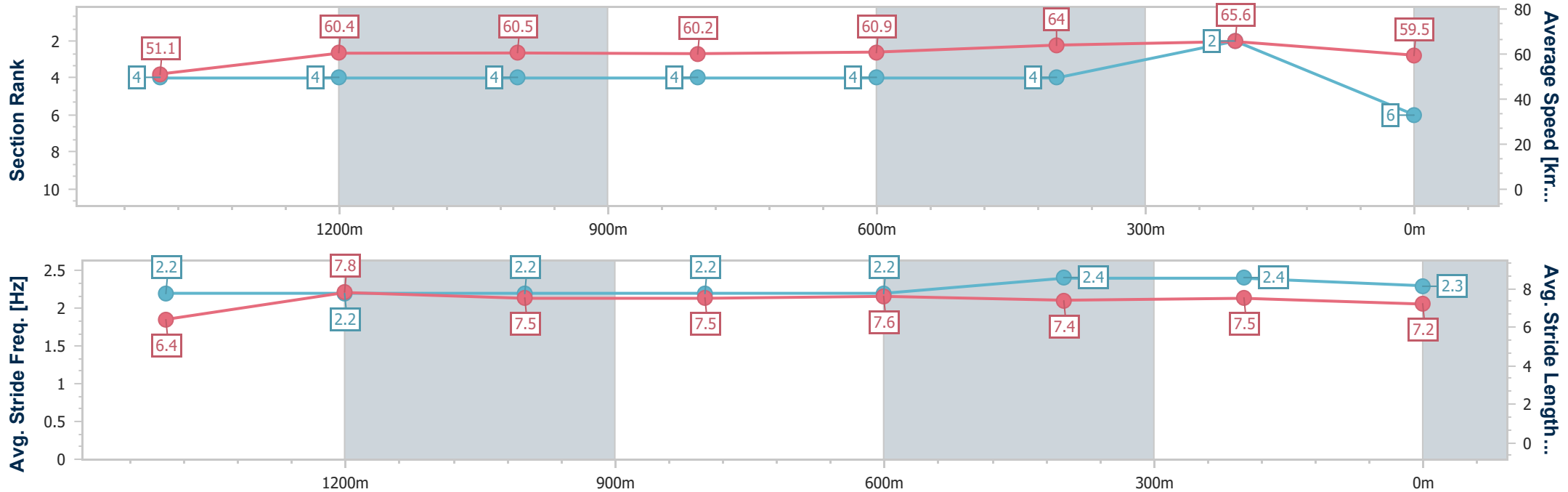
25 September 2024 - 16:04

Track Rating: Good 4, Weather: Fine, Rail Position: +6.5m Entire



BRISBANE RACING CLUB

| Section                | Overall                  | 1400m                    | 1200m                    | 1000m                    | 800m                     | 600m                     | 400m                     | 200m                     |
|------------------------|--------------------------|--------------------------|--------------------------|--------------------------|--------------------------|--------------------------|--------------------------|--------------------------|
| Section Times          | 1:39.04 [6]<br>(0:16.90) | 1:22.14 [4]<br>(0:12.00) | 1:10.14 [4]<br>(0:11.93) | 0:58.21 [4]<br>(0:12.01) | 0:46.20 [4]<br>(0:11.87) | 0:34.33 [4]<br>(0:11.25) | 0:23.08 [4]<br>(0:10.99) | 0:12.09 [2]<br>(0:12.09) |
| Average Speed [km/h]   | 51.1                     | 60.4                     | 60.5                     | 60.2                     | 60.9                     | 64.0                     | 65.6                     | 59.5                     |
| Top Speed [km/h]       | 61.9                     | 61.5                     | 61.2                     | 60.8                     | 63.3                     | 66.1                     | 66.6                     | 64.4                     |
| Avg. Dist. to Rail [m] | 1.3                      | 1.2                      | 1.3                      | 1.4                      | 0.6                      | 0.6                      | 0.9                      | 0.3                      |
| Avg. Stride Freq. [Hz] | 2.2                      | 2.2                      | 2.2                      | 2.2                      | 2.2                      | 2.4                      | 2.4                      | 2.3                      |
| Avg. Stride Length [m] | 6.4                      | 7.8                      | 7.5                      | 7.5                      | 7.6                      | 7.4                      | 7.5                      | 7.2                      |



- [ ] Ranking at each section and finish
- .-.- No data available at this section
- NA No data available





|                                |                |
|--------------------------------|----------------|
| Horse/Jockey Name              | Sarsen         |
| Final Rank                     | 7              |
| Fastest Section Time (Section) | 0:11.28 (600m) |
| Top Speed [km/h] (Section)     | 65.2 (600m)    |
| Race State                     | Finished       |



Doomben QLD Professional

Race 5: EUREKA STUD BENCHMARK 68 Handicap - 1640m

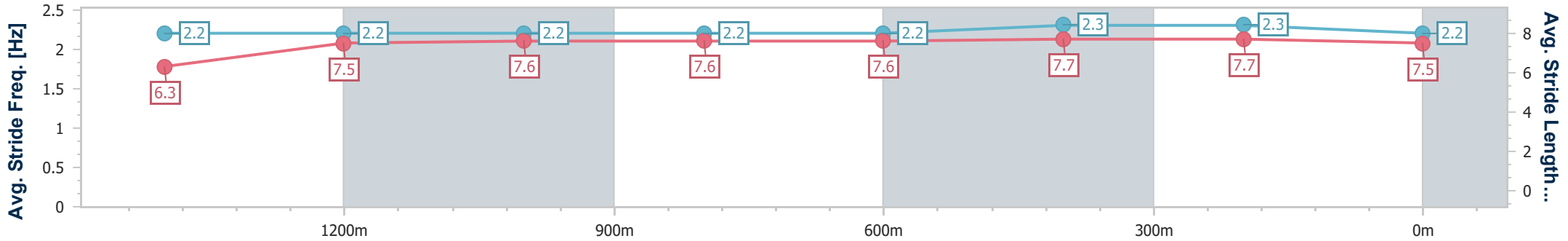
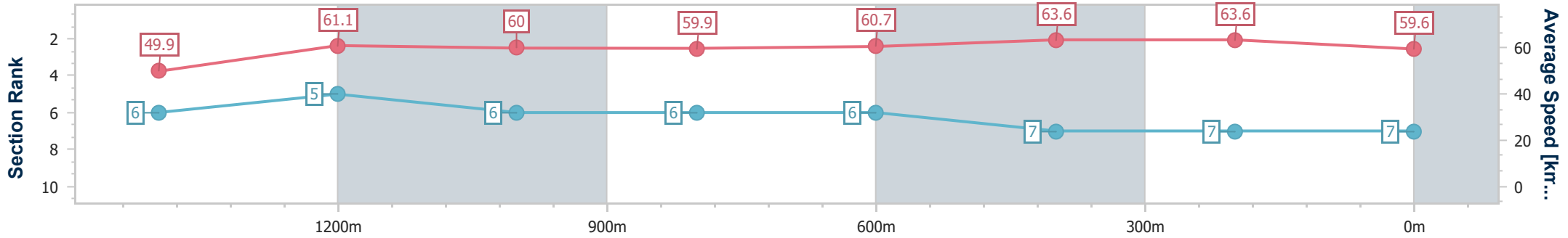
25 September 2024 - 16:04

Track Rating: Good 4, Weather: Fine, Rail Position: +6.5m Entire



BRISBANE RACING CLUB

| Section                | Overall                  | 1400m                    | 1200m                    | 1000m                    | 800m                     | 600m                     | 400m                     | 200m                     |
|------------------------|--------------------------|--------------------------|--------------------------|--------------------------|--------------------------|--------------------------|--------------------------|--------------------------|
| Section Times          | 1:39.63 [7]<br>(0:17.30) | 1:22.33 [6]<br>(0:11.76) | 1:10.57 [5]<br>(0:12.00) | 0:58.57 [6]<br>(0:12.04) | 0:46.53 [6]<br>(0:11.87) | 0:34.66 [6]<br>(0:11.28) | 0:23.38 [7]<br>(0:11.33) | 0:12.05 [7]<br>(0:12.05) |
| Average Speed [km/h]   | 49.9                     | 61.1                     | 60.0                     | 59.9                     | 60.7                     | 63.6                     | 63.6                     | 59.6                     |
| Top Speed [km/h]       | 63.1                     | 63.3                     | 61.2                     | 61.0                     | 63.0                     | 65.2                     | 64.2                     | 63.4                     |
| Avg. Dist. to Rail [m] | 3.1                      | 0.8                      | 0.4                      | 0.7                      | 0.6                      | 0.7                      | 0.9                      | 0.3                      |
| Avg. Stride Freq. [Hz] | 2.2                      | 2.2                      | 2.2                      | 2.2                      | 2.2                      | 2.3                      | 2.3                      | 2.2                      |
| Avg. Stride Length [m] | 6.3                      | 7.5                      | 7.6                      | 7.6                      | 7.6                      | 7.7                      | 7.7                      | 7.5                      |



- [ ] Ranking at each section and finish
- .-.- No data available at this section
- NA No data available



**Doomben QLD Professional**  
**Race 6: XXXX GOLD Class 4 Plate - 1350m**  
**25 September 2024 - 16:38**



BRISBANE  
RACING CLUB

Track Rating: Good 4, Weather: Fine, Rail Position: +6.5m Entire

| Section     |   | Overall              | 1200m                | 1000m                | 800m                     | 600m                     | 400m                     | Last 600m                |                          |                          |         |     |
|-------------|---|----------------------|----------------------|----------------------|--------------------------|--------------------------|--------------------------|--------------------------|--------------------------|--------------------------|---------|-----|
| Field Times |   | 1:18.58<br>(0:10.77) | 1:07.81<br>(0:10.60) | 0:57.21<br>(0:11.20) | 0:46.01<br>(0:11.26)     | 0:34.75<br>(0:11.24)     | 0:23.51<br>(0:11.49)     | 0:34.75                  |                          |                          |         |     |
| Rank        | TAB Horse/Jockey                            | Barrier              | Top Speed [km/h]     | Fastest Section      | Distance Travelled [m]   |                          |                          |                          |                          |                          |         |     |
| 1           | 10 <b>NAVAL TRADER</b><br>Nikita Beriman    | 9                    | 68.7<br>1200m        | 0:10.65<br>1200m     | 1:18.58 [1]<br>(0:11.25) | 1:07.33 [7]<br>(0:10.65) | 0:56.68 [5]<br>(0:11.25) | 0:45.43 [6]<br>(0:11.37) | 0:34.06 [5]<br>(0:11.29) | 0:22.77 [6]<br>(0:10.96) | 0:34.06 |     |
| 2           | 9 <b>KADALL</b><br>Ryan Maloney             | 7                    | 67.3<br>1200m        | 0:10.79<br>1200m     | 1:18.60 [2]<br>(0:10.90) | 1:07.70 [3]<br>(0:10.79) | 0:56.91 [3]<br>(0:11.23) | 0:45.68 [4]<br>(0:11.30) | 0:34.38 [4]<br>(0:11.22) | 0:23.16 [4]<br>(0:11.12) | 0:34.38 | -7  |
| 3           | 5 <b>SUBSTANTIAL</b><br>Emily Lang          | 8                    | 68.9<br>1200m        | 0:10.64<br>1200m     | 1:18.61 [3]<br>(0:10.88) | 1:07.73 [2]<br>(0:10.64) | 0:57.09 [2]<br>(0:11.18) | 0:45.91 [2]<br>(0:11.39) | 0:34.52 [2]<br>(0:11.29) | 0:23.23 [2]<br>(0:11.26) | 0:34.52 | -9  |
| 4           | 3 <b>BULLION BOY</b><br>Georgina Cartwright | 4                    | 67.5<br>1200m        | 0:10.80<br>1200m     | 1:18.83 [4]<br>(0:10.92) | 1:07.91 [4]<br>(0:10.80) | 0:57.11 [4]<br>(0:11.15) | 0:45.96 [3]<br>(0:11.33) | 0:34.63 [3]<br>(0:11.23) | 0:23.40 [3]<br>(0:11.36) | 0:34.63 | -11 |
| 5           | 11 <b>RAINBOW CONNECTION</b><br>James Orman | 3                    | 67.8<br>1200m        | 0:10.84<br>1200m     | 1:18.86 [5]<br>(0:11.09) | 1:07.77 [5]<br>(0:10.84) | 0:56.93 [6]<br>(0:11.14) | 0:45.79 [5]<br>(0:11.48) | 0:34.31 [6]<br>(0:11.22) | 0:23.09 [5]<br>(0:11.00) | 0:34.31 | -5  |
| 6           | 6 <b>TOO HARD TO REFUSE</b><br>Cody Collis  | 5                    | 68.9<br>1200m        | 0:10.60<br>1200m     | 1:18.90 [6]<br>(0:10.77) | 1:08.13 [1]<br>(0:10.60) | 0:57.53 [1]<br>(0:11.20) | 0:46.33 [1]<br>(0:11.26) | 0:35.07 [1]<br>(0:11.24) | 0:23.83 [1]<br>(0:11.52) | 0:35.07 | -14 |
| 7           | 4 <b>NORTHERN DECREE</b><br>Martin Harley   | 12                   | 66.7<br>1200m        | 0:10.93<br>1200m     | 1:19.16 [7]<br>(0:11.21) | 1:07.95 [6]<br>(0:10.93) | 0:57.02 [7]<br>(0:11.19) | 0:45.83 [7]<br>(0:11.28) | 0:34.55 [7]<br>(0:11.24) | 0:23.31 [7]<br>(0:11.31) | 0:34.55 | -6  |
| 8           | 2 <b>BASARWA</b><br>Andrew Mallyon          | 1                    | 67.5<br>1200m        | 0:10.90<br>1200m     | 1:19.48 [8]<br>(0:11.33) | 1:08.15 [8]<br>(0:10.90) | 0:57.25 [8]<br>(0:11.13) | 0:46.12 [8]<br>(0:11.46) | 0:34.66 [8]<br>(0:11.22) | 0:23.44 [8]<br>(0:11.29) | 0:34.66 | -11 |

Scratched: Striking Plains (#12), Wowit's Willywonka (#7), I See You Coming (#8), Arizona Dreaming (#1)

[ ] Ranking at each section and finish  
 -:-:- No data available at this section  
 NA No data available

SCN Saddle cloth number  
 DNF Did not finish  
 DNT Did not track



**Doomben QLD Professional**  
**Race 6: XXXX GOLD Class 4 Plate - 1350m**  
**25 September 2024 - 16:38**



Track Rating: Good 4, Weather: Fine, Rail Position: +6.5m Entire

| Section     |     |   |         |                  |                  |                          | 200m                 |  |                        | Last 600m   |
|-------------|-----|---|---------|------------------|------------------|--------------------------|----------------------|--|------------------------|-------------|
| Field Times |     |   |         |                  |                  |                          | 0:12.02<br>(0:12.02) |  |                        | 0:34.75     |
| Rank        | TAB | Horse/Jockey                              | Barrier | Top Speed [km/h] | Fastest Section  | Margin                   |                      |  | Distance Travelled [m] |             |
| 1           | 10  | <b>NAVAL TRADER</b><br>Nikita Beriman     | 9       | 68.7<br>1200m    | 0:10.65<br>1200m | 0:11.81 [4]<br>(0:11.81) | 1:18.58              |  |                        | 0:34.06     |
| 2           | 9   | <b>KADALL</b><br>Ryan Maloney             | 7       | 67.3<br>1200m    | 0:10.79<br>1200m | 0:12.04 [1]<br>(0:12.04) | 0.09L                |  |                        | 0:34.38 -7  |
| 3           | 5   | <b>SUBSTANTIAL</b><br>Emily Lang          | 8       | 68.9<br>1200m    | 0:10.64<br>1200m | 0:11.97 [3]<br>(0:11.97) | 0.2L                 |  |                        | 0:34.52 -9  |
| 4           | 3   | <b>BULLION BOY</b><br>Georgina Cartwright | 4       | 67.5<br>1200m    | 0:10.80<br>1200m | 0:12.04 [6]<br>(0:12.04) | 1.48L                |  |                        | 0:34.63 -11 |
| 5           | 11  | <b>RAINBOW CONNECTION</b><br>James Orman  | 3       | 67.8<br>1200m    | 0:10.84<br>1200m | 0:12.09 [5]<br>(0:12.09) | 1.62L                |  |                        | 0:34.31 -5  |
| 6           | 6   | <b>TOO HARD TO REFUSE</b><br>Cody Collis  | 5       | 68.9<br>1200m    | 0:10.60<br>1200m | 0:12.31 [2]<br>(0:12.31) | 1.9L                 |  |                        | 0:35.07 -14 |
| 7           | 4   | <b>NORTHERN DECREE</b><br>Martin Harley   | 12      | 66.7<br>1200m    | 0:10.93<br>1200m | 0:12.00 [7]<br>(0:12.00) | 3.42L                |  |                        | 0:34.55 -6  |
| 8           | 2   | <b>BASARWA</b><br>Andrew Mallyon          | 1       | 67.5<br>1200m    | 0:10.90<br>1200m | 0:12.15 [8]<br>(0:12.15) | 5.32L                |  |                        | 0:34.66 -11 |

Scratched: Striking Plains (#12), Wowit's Willywonka (#7), I See You Coming (#8), Arizona Dreaming (#1)

[ ] Ranking at each section and finish  
 -:-:- No data available at this section  
 NA No data available

SCN Saddle cloth number  
 DNF Did not finish  
 DNT Did not track



|                                |                 |
|--------------------------------|-----------------|
| Horse/Jockey Name              | Naval Trader    |
| Final Rank                     | 1               |
| Fastest Section Time (Section) | 0:10.65 (1200m) |
| Top Speed [km/h] (Section)     | 68.7 (1200m)    |
| Race State                     | Finished        |

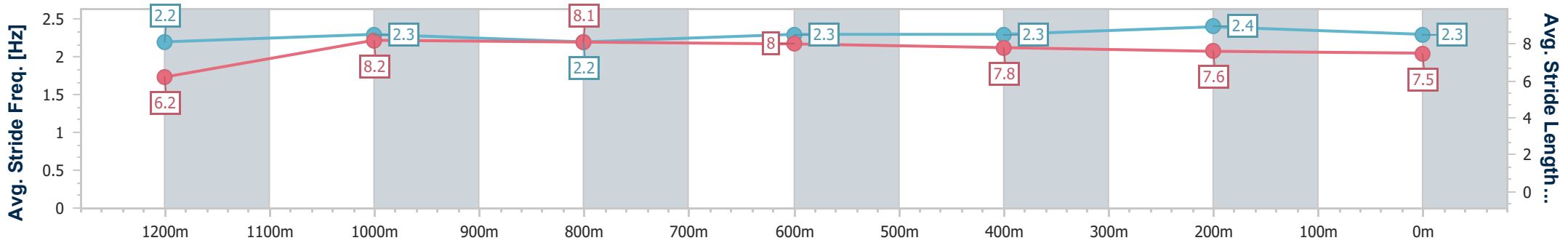
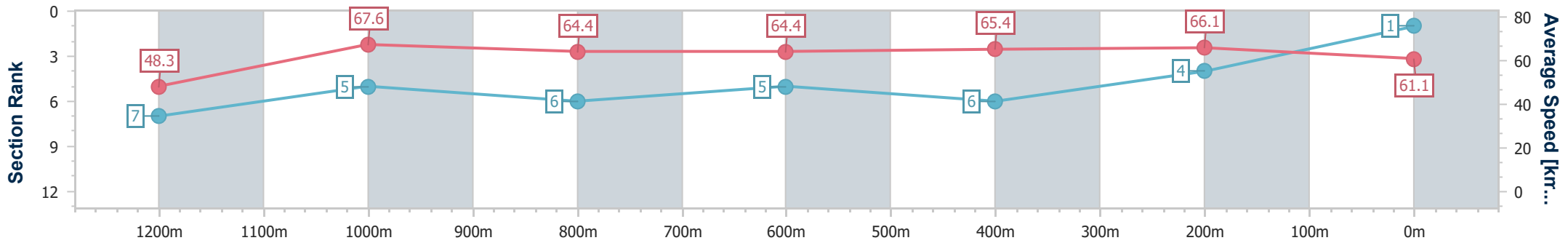


**Doomben QLD Professional**  
**Race 6: XXXX GOLD Class 4 Plate - 1350m**  
 25 September 2024 - 16:38  
 Track Rating: Good 4, Weather: Fine, Rail Position: +6.5m Entire



BRISBANE  
RACING CLUB

| Section                | Overall                  | 1200m                    | 1000m                    | 800m                     | 600m                     | 400m                     | 200m        |
|------------------------|--------------------------|--------------------------|--------------------------|--------------------------|--------------------------|--------------------------|-------------|
| Section Times          | 1:18.58 [1]<br>(0:11.25) | 1:07.33 [7]<br>(0:10.65) | 0:56.68 [5]<br>(0:11.25) | 0:45.43 [6]<br>(0:11.37) | 0:34.06 [5]<br>(0:11.29) | 0:22.77 [6]<br>(0:10.96) | 0:11.81 [4] |
| Average Speed [km/h]   | 48.3                     | 67.6                     | 64.4                     | 64.4                     | 65.4                     | 66.1                     | 61.1        |
| Top Speed [km/h]       | 65.9                     | 68.7                     | 66.5                     | 65.3                     | 66.6                     | 67.9                     | 66.4        |
| Avg. Dist. to Rail [m] | 6.6                      | 0.5                      | 1.7                      | 3.4                      | 4.3                      | 4.0                      | 1.2         |
| Avg. Stride Freq. [Hz] | 2.2                      | 2.3                      | 2.2                      | 2.3                      | 2.3                      | 2.4                      | 2.3         |
| Avg. Stride Length [m] | 6.2                      | 8.2                      | 8.1                      | 8.0                      | 7.8                      | 7.6                      | 7.5         |



- [ ] Ranking at each section and finish
- .-.- No data available at this section
- NA No data available



|                                |                 |
|--------------------------------|-----------------|
| Horse/Jockey Name              | Kadall          |
| Final Rank                     | 2               |
| Fastest Section Time (Section) | 0:10.79 (1200m) |
| Top Speed [km/h] (Section)     | 67.3 (1200m)    |
| Race State                     | Finished        |

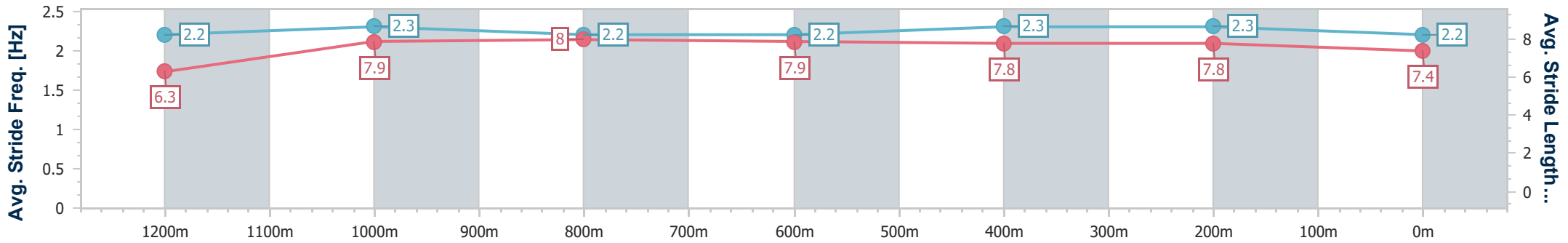
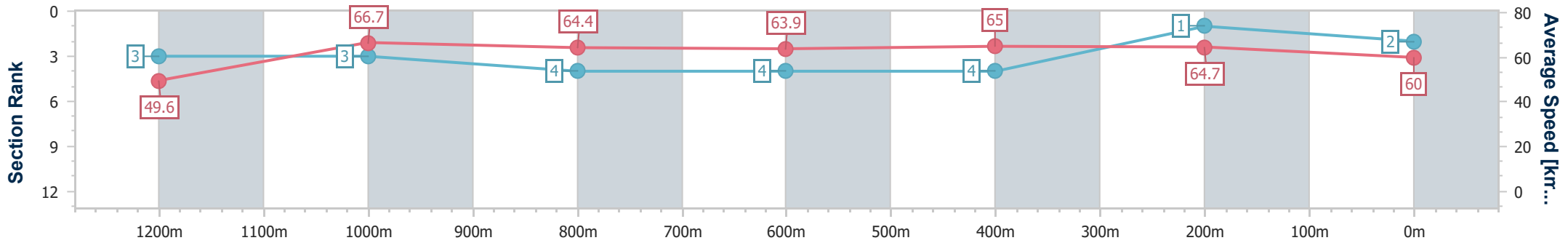


**Doomben QLD Professional**  
**Race 6: XXXX GOLD Class 4 Plate - 1350m**  
 25 September 2024 - 16:38  
 Track Rating: Good 4, Weather: Fine, Rail Position: +6.5m Entire



BRISBANE  
RACING CLUB

| Section                | Overall                  | 1200m                    | 1000m                    | 800m                     | 600m                     | 400m                     | 200m                     |
|------------------------|--------------------------|--------------------------|--------------------------|--------------------------|--------------------------|--------------------------|--------------------------|
| Section Times          | 1:18.60 [2]<br>(0:10.90) | 1:07.70 [3]<br>(0:10.79) | 0:56.91 [3]<br>(0:11.23) | 0:45.68 [4]<br>(0:11.30) | 0:34.38 [4]<br>(0:11.22) | 0:23.16 [4]<br>(0:11.12) | 0:12.04 [1]<br>(0:12.04) |
| Average Speed [km/h]   | 49.6                     | 66.7                     | 64.4                     | 63.9                     | 65.0                     | 64.7                     | 60.0                     |
| Top Speed [km/h]       | 65.3                     | 67.3                     | 65.7                     | 65.1                     | 65.9                     | 66.0                     | 63.4                     |
| Avg. Dist. to Rail [m] | 4.9                      | 1.2                      | 0.8                      | 1.2                      | 1.7                      | 2.1                      | 3.1                      |
| Avg. Stride Freq. [Hz] | 2.2                      | 2.3                      | 2.2                      | 2.2                      | 2.3                      | 2.3                      | 2.2                      |
| Avg. Stride Length [m] | 6.3                      | 7.9                      | 8.0                      | 7.9                      | 7.8                      | 7.8                      | 7.4                      |



- [ ] Ranking at each section and finish
- .-.- No data available at this section
- NA No data available



|                                |                 |
|--------------------------------|-----------------|
| Horse/Jockey Name              | Substantial     |
| Final Rank                     | 3               |
| Fastest Section Time (Section) | 0:10.64 (1200m) |
| Top Speed [km/h] (Section)     | 68.9 (1200m)    |
| Race State                     | Finished        |

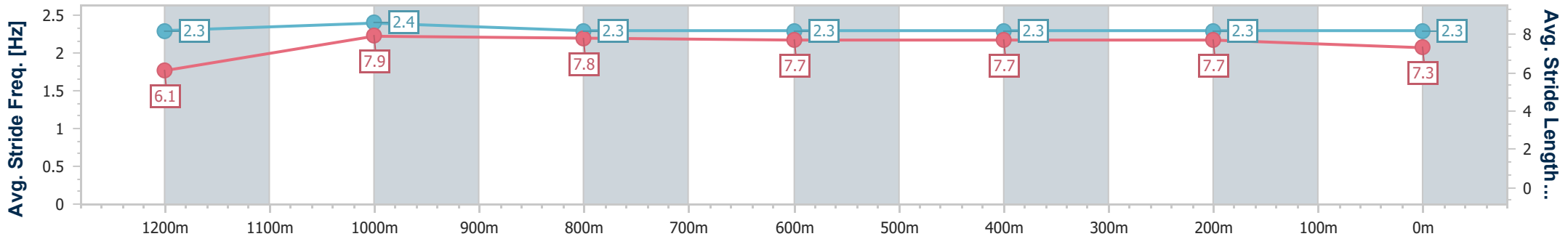
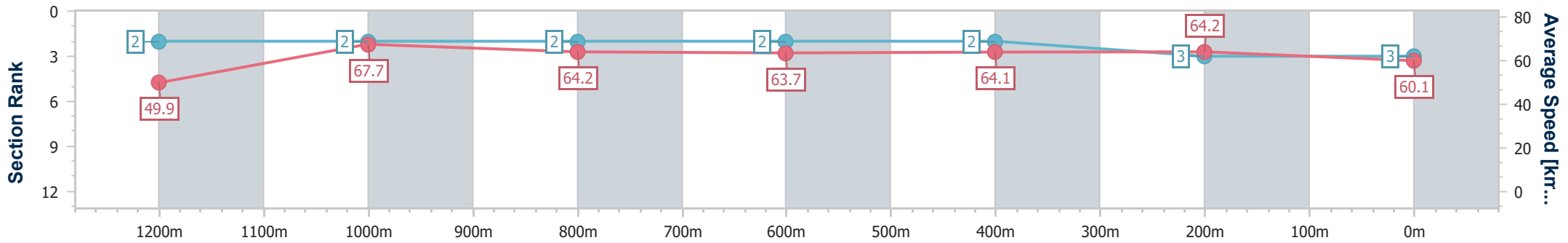


**Doomben QLD Professional**  
**Race 6: XXXX GOLD Class 4 Plate - 1350m**  
 25 September 2024 - 16:38  
 Track Rating: Good 4, Weather: Fine, Rail Position: +6.5m Entire



BRISBANE  
RACING CLUB

| Section                | Overall                  | 1200m                    | 1000m                    | 800m                     | 600m                     | 400m                     | 200m                     |
|------------------------|--------------------------|--------------------------|--------------------------|--------------------------|--------------------------|--------------------------|--------------------------|
| Section Times          | 1:18.61 [3]<br>(0:10.88) | 1:07.73 [2]<br>(0:10.64) | 0:57.09 [2]<br>(0:11.18) | 0:45.91 [2]<br>(0:11.39) | 0:34.52 [2]<br>(0:11.29) | 0:23.23 [2]<br>(0:11.26) | 0:11.97 [3]<br>(0:11.97) |
| Average Speed [km/h]   | 49.9                     | 67.7                     | 64.2                     | 63.7                     | 64.1                     | 64.2                     | 60.1                     |
| Top Speed [km/h]       | 67.2                     | 68.9                     | 66.3                     | 64.4                     | 65.1                     | 65.2                     | 63.5                     |
| Avg. Dist. to Rail [m] | 6.5                      | 1.8                      | 0.4                      | 0.6                      | 1.2                      | 2.3                      | 3.4                      |
| Avg. Stride Freq. [Hz] | 2.3                      | 2.4                      | 2.3                      | 2.3                      | 2.3                      | 2.3                      | 2.3                      |
| Avg. Stride Length [m] | 6.1                      | 7.9                      | 7.8                      | 7.7                      | 7.7                      | 7.7                      | 7.3                      |



- [ ] Ranking at each section and finish
- .-.- No data available at this section
- NA No data available



|                                |                 |
|--------------------------------|-----------------|
| Horse/Jockey Name              | Bullion Boy     |
| Final Rank                     | 4               |
| Fastest Section Time (Section) | 0:10.80 (1200m) |
| Top Speed [km/h] (Section)     | 67.5 (1200m)    |
| Race State                     | Finished        |



Doomben QLD Professional

Race 6: XXXX GOLD Class 4 Plate - 1350m

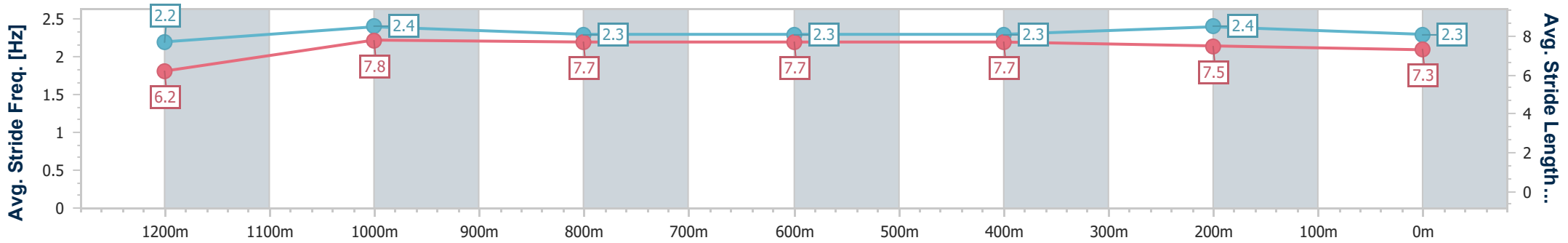
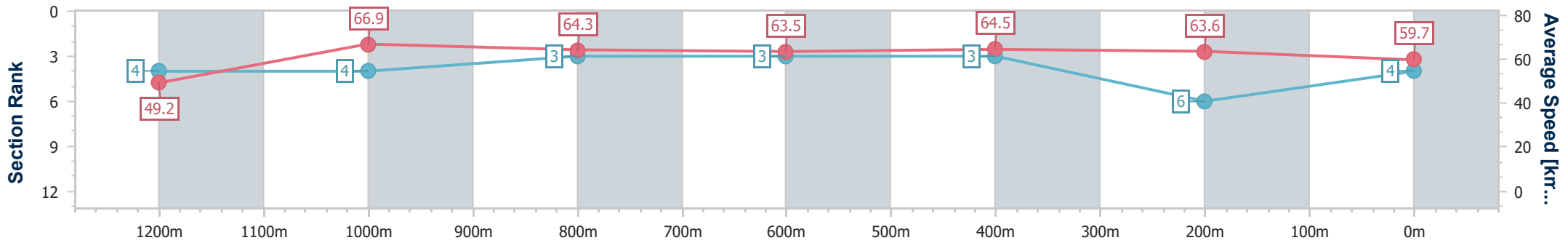
25 September 2024 - 16:38

Track Rating: Good 4, Weather: Fine, Rail Position: +6.5m Entire



BRISBANE RACING CLUB

| Section                | Overall                  | 1200m                    | 1000m                    | 800m                     | 600m                     | 400m                     | 200m                     |
|------------------------|--------------------------|--------------------------|--------------------------|--------------------------|--------------------------|--------------------------|--------------------------|
| Section Times          | 1:18.83 [4]<br>(0:10.92) | 1:07.91 [4]<br>(0:10.80) | 0:57.11 [4]<br>(0:11.15) | 0:45.96 [3]<br>(0:11.33) | 0:34.63 [3]<br>(0:11.23) | 0:23.40 [3]<br>(0:11.36) | 0:12.04 [6]<br>(0:12.04) |
| Average Speed [km/h]   | 49.2                     | 66.9                     | 64.3                     | 63.5                     | 64.5                     | 63.6                     | 59.7                     |
| Top Speed [km/h]       | 66.4                     | 67.5                     | 66.3                     | 64.2                     | 66.0                     | 65.7                     | 63.3                     |
| Avg. Dist. to Rail [m] | 3.3                      | 0.5                      | 0.8                      | 0.7                      | 1.3                      | 2.2                      | 1.9                      |
| Avg. Stride Freq. [Hz] | 2.2                      | 2.4                      | 2.3                      | 2.3                      | 2.3                      | 2.4                      | 2.3                      |
| Avg. Stride Length [m] | 6.2                      | 7.8                      | 7.7                      | 7.7                      | 7.7                      | 7.5                      | 7.3                      |



- [ ] Ranking at each section and finish
- .-.- No data available at this section
- NA No data available



|                                |                    |
|--------------------------------|--------------------|
| Horse/Jockey Name              | Rainbow Connection |
| Final Rank                     | 5                  |
| Fastest Section Time (Section) | 0:10.84 (1200m)    |
| Top Speed [km/h] (Section)     | 67.8 (1200m)       |
| Race State                     | Finished           |

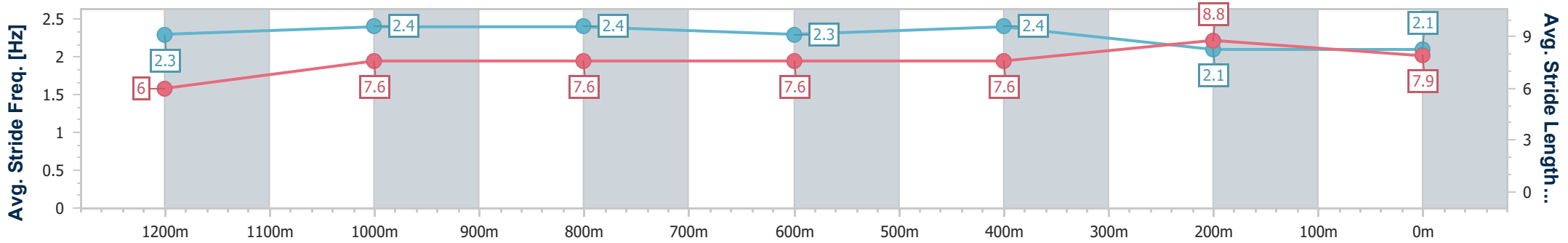
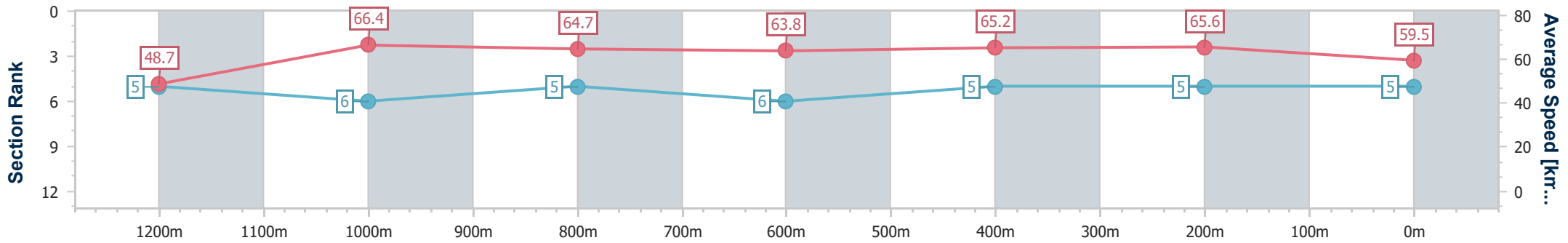


**Doomben QLD Professional**  
**Race 6: XXXX GOLD Class 4 Plate - 1350m**  
 25 September 2024 - 16:38  
 Track Rating: Good 4, Weather: Fine, Rail Position: +6.5m Entire



BRISBANE  
RACING CLUB

| Section                | Overall                  | 1200m                    | 1000m                    | 800m                     | 600m                     | 400m                     | 200m                     |
|------------------------|--------------------------|--------------------------|--------------------------|--------------------------|--------------------------|--------------------------|--------------------------|
| Section Times          | 1:18.86 [5]<br>(0:11.09) | 1:07.77 [5]<br>(0:10.84) | 0:56.93 [6]<br>(0:11.14) | 0:45.79 [5]<br>(0:11.48) | 0:34.31 [6]<br>(0:11.22) | 0:23.09 [5]<br>(0:11.00) | 0:12.09 [5]<br>(0:12.09) |
| Average Speed [km/h]   | 48.7                     | 66.4                     | 64.7                     | 63.8                     | 65.2                     | 65.6                     | 59.5                     |
| Top Speed [km/h]       | 65.5                     | 67.8                     | 67.3                     | 64.8                     | 66.3                     | 67.5                     | 62.9                     |
| Avg. Dist. to Rail [m] | 2.5                      | 0.7                      | 0.8                      | 3.2                      | 2.7                      | 1.5                      | 1.2                      |
| Avg. Stride Freq. [Hz] | 2.3                      | 2.4                      | 2.4                      | 2.3                      | 2.4                      | 2.1                      | 2.1                      |
| Avg. Stride Length [m] | 6.0                      | 7.6                      | 7.6                      | 7.6                      | 7.6                      | 8.8                      | 7.9                      |



- [ ] Ranking at each section and finish
- .-.- No data available at this section
- NA No data available





|                                |                    |
|--------------------------------|--------------------|
| Horse/Jockey Name              | Too Hard To Refuse |
| Final Rank                     | 6                  |
| Fastest Section Time (Section) | 0:10.60 (1200m)    |
| Top Speed [km/h] (Section)     | 68.9 (1200m)       |
| Race State                     | Finished           |

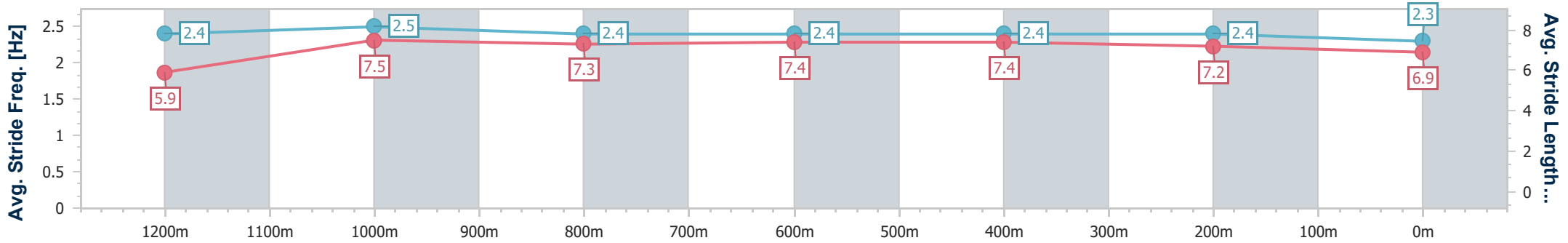
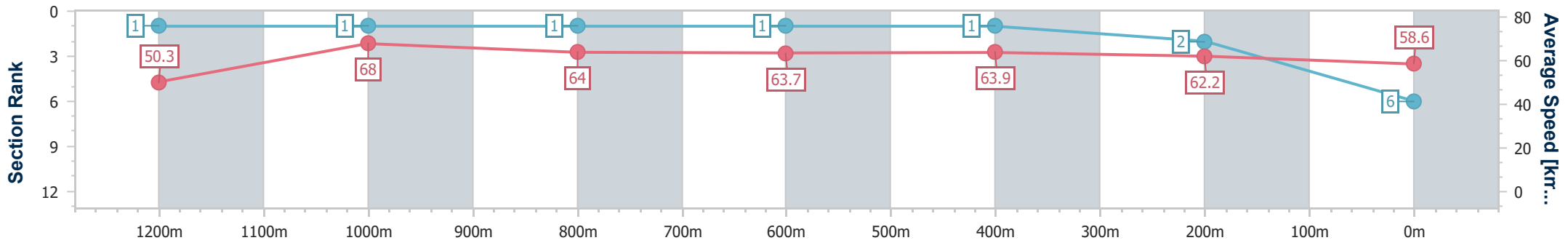


**Doomben QLD Professional**  
**Race 6: XXXX GOLD Class 4 Plate - 1350m**  
 25 September 2024 - 16:38  
 Track Rating: Good 4, Weather: Fine, Rail Position: +6.5m Entire



BRISBANE  
RACING CLUB

| Section                | Overall                  | 1200m                    | 1000m                    | 800m                     | 600m                     | 400m                     | 200m                     |
|------------------------|--------------------------|--------------------------|--------------------------|--------------------------|--------------------------|--------------------------|--------------------------|
| Section Times          | 1:18.90 [6]<br>(0:10.77) | 1:08.13 [1]<br>(0:10.60) | 0:57.53 [1]<br>(0:11.20) | 0:46.33 [1]<br>(0:11.26) | 0:35.07 [1]<br>(0:11.24) | 0:23.83 [1]<br>(0:11.52) | 0:12.31 [2]<br>(0:12.31) |
| Average Speed [km/h]   | 50.3                     | 68.0                     | 64.0                     | 63.7                     | 63.9                     | 62.2                     | 58.6                     |
| Top Speed [km/h]       | 67.5                     | 68.9                     | 65.9                     | 64.9                     | 64.8                     | 63.4                     | 61.7                     |
| Avg. Dist. to Rail [m] | 4.0                      | 1.0                      | 0.5                      | 0.5                      | 0.8                      | 1.7                      | 1.7                      |
| Avg. Stride Freq. [Hz] | 2.4                      | 2.5                      | 2.4                      | 2.4                      | 2.4                      | 2.4                      | 2.3                      |
| Avg. Stride Length [m] | 5.9                      | 7.5                      | 7.3                      | 7.4                      | 7.4                      | 7.2                      | 6.9                      |



- [ ] Ranking at each section and finish
- .-.- No data available at this section
- NA No data available



|                                |                 |
|--------------------------------|-----------------|
| Horse/Jockey Name              | Northern Decree |
| Final Rank                     | 7               |
| Fastest Section Time (Section) | 0:10.93 (1200m) |
| Top Speed [km/h] (Section)     | 66.7 (1200m)    |
| Race State                     | Finished        |

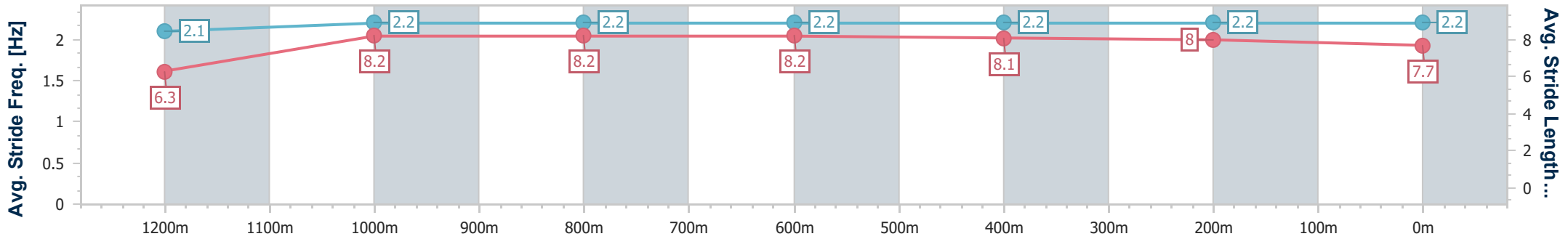
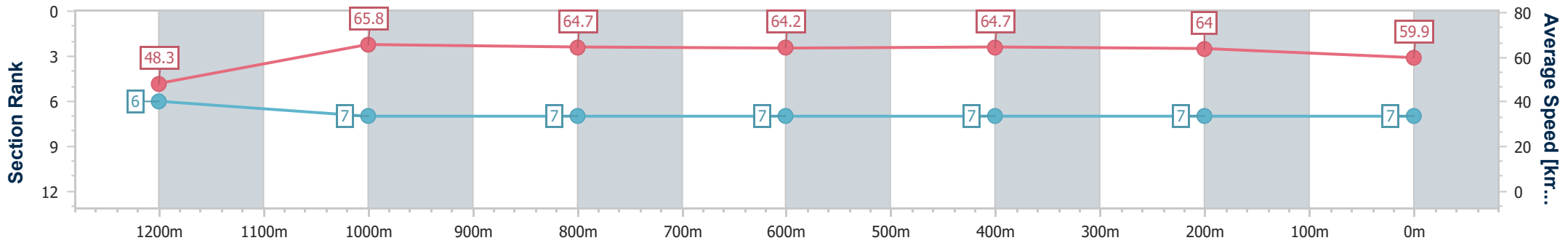


**Doomben QLD Professional**  
**Race 6: XXXX GOLD Class 4 Plate - 1350m**  
 25 September 2024 - 16:38  
 Track Rating: Good 4, Weather: Fine, Rail Position: +6.5m Entire



BRISBANE  
RACING CLUB

| Section                | Overall                  | 1200m                    | 1000m                    | 800m                     | 600m                     | 400m                     | 200m                     |
|------------------------|--------------------------|--------------------------|--------------------------|--------------------------|--------------------------|--------------------------|--------------------------|
| Section Times          | 1:19.16 [7]<br>(0:11.21) | 1:07.95 [6]<br>(0:10.93) | 0:57.02 [7]<br>(0:11.19) | 0:45.83 [7]<br>(0:11.28) | 0:34.55 [7]<br>(0:11.24) | 0:23.31 [7]<br>(0:11.31) | 0:12.00 [7]<br>(0:12.00) |
| Average Speed [km/h]   | 48.3                     | 65.8                     | 64.7                     | 64.2                     | 64.7                     | 64.0                     | 59.9                     |
| Top Speed [km/h]       | 62.2                     | 66.7                     | 66.2                     | 64.9                     | 65.6                     | 64.8                     | 62.9                     |
| Avg. Dist. to Rail [m] | 8.4                      | 2.2                      | 1.3                      | 1.7                      | 2.2                      | 2.2                      | 3.7                      |
| Avg. Stride Freq. [Hz] | 2.1                      | 2.2                      | 2.2                      | 2.2                      | 2.2                      | 2.2                      | 2.2                      |
| Avg. Stride Length [m] | 6.3                      | 8.2                      | 8.2                      | 8.2                      | 8.1                      | 8.0                      | 7.7                      |



- [ ] Ranking at each section and finish
- .-.- No data available at this section
- NA No data available



|                                |                 |
|--------------------------------|-----------------|
| Horse/Jockey Name              | Basarwa         |
| Final Rank                     | 8               |
| Fastest Section Time (Section) | 0:10.90 (1200m) |
| Top Speed [km/h] (Section)     | 67.5 (1200m)    |
| Race State                     | Finished        |

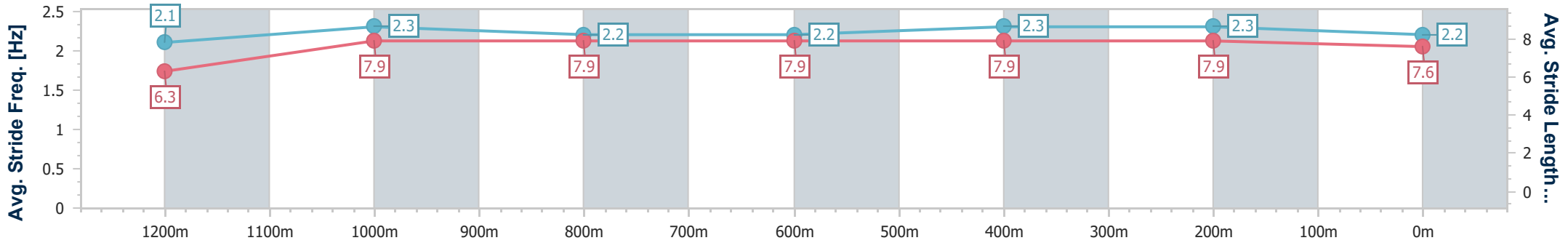
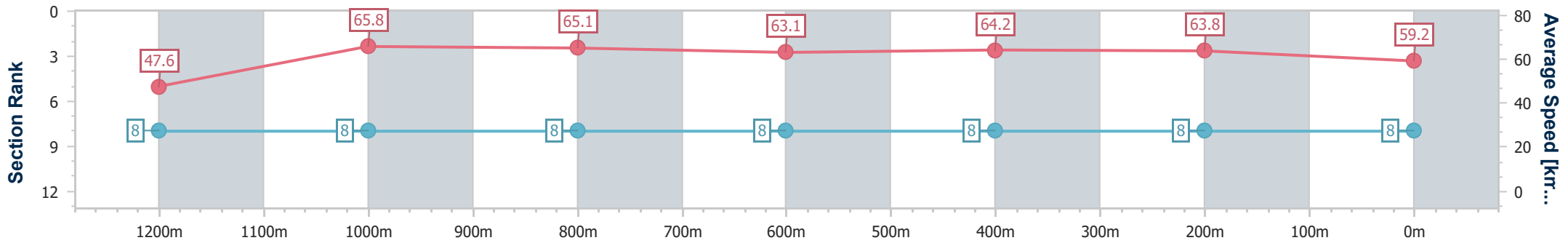


**Doomben QLD Professional**  
**Race 6: XXXX GOLD Class 4 Plate - 1350m**  
 25 September 2024 - 16:38  
 Track Rating: Good 4, Weather: Fine, Rail Position: +6.5m Entire



BRISBANE  
RACING CLUB

| Section                | Overall                  | 1200m                    | 1000m                    | 800m                     | 600m                     | 400m                     | 200m                     |
|------------------------|--------------------------|--------------------------|--------------------------|--------------------------|--------------------------|--------------------------|--------------------------|
| Section Times          | 1:19.48 [8]<br>(0:11.33) | 1:08.15 [8]<br>(0:10.90) | 0:57.25 [8]<br>(0:11.13) | 0:46.12 [8]<br>(0:11.46) | 0:34.66 [8]<br>(0:11.22) | 0:23.44 [8]<br>(0:11.29) | 0:12.15 [8]<br>(0:12.15) |
| Average Speed [km/h]   | 47.6                     | 65.8                     | 65.1                     | 63.1                     | 64.2                     | 63.8                     | 59.2                     |
| Top Speed [km/h]       | 63.4                     | 67.5                     | 67.1                     | 63.6                     | 64.7                     | 64.8                     | 63.0                     |
| Avg. Dist. to Rail [m] | 1.6                      | 0.9                      | 0.7                      | 1.4                      | 0.6                      | 0.5                      | 0.6                      |
| Avg. Stride Freq. [Hz] | 2.1                      | 2.3                      | 2.2                      | 2.2                      | 2.3                      | 2.3                      | 2.2                      |
| Avg. Stride Length [m] | 6.3                      | 7.9                      | 7.9                      | 7.9                      | 7.9                      | 7.9                      | 7.6                      |



- [ ] Ranking at each section and finish
- .-.- No data available at this section
- NA No data available



**Doomben QLD Professional**  
**Race 7: LADBROKES FAST WITHDRAWALS BENCHMARK 68 Handicap - 1200m**  
**25 September 2024 - 17:14**



BRISBANE  
RACING CLUB

Track Rating: Good 4, Weather: Fine, Rail Position: +6.5m Entire

| Section |  | Field Times          |                      |                      |                           |                           |                           |                           |                           |                           |         |         |                        |
|---------|--|----------------------|----------------------|----------------------|---------------------------|---------------------------|---------------------------|---------------------------|---------------------------|---------------------------|---------|---------|------------------------|
|         |  | Overall              | 1000m                | 800m                 | 600m                      | 400m                      | 200m                      | Last 600m                 |                           |                           |         |         |                        |
|         |  | 1:09.50<br>(0:13.25) | 0:56.25<br>(0:10.79) | 0:45.46<br>(0:11.45) | 0:34.01<br>(0:11.14)      | 0:22.87<br>(0:11.06)      | 0:11.81<br>(0:11.81)      | 0:34.01                   |                           |                           |         |         |                        |
| Rank    | TAB Horse/Jockey                       | Barrier              | Top Speed [km/h]     | Fastest Section      |                           |                           |                           |                           |                           |                           |         | Margin  | Distance Travelled [m] |
| 1       | 10 HERMANITA<br>Tahlia Fenlon          | 12                   | 69.3<br>1000m        | 0:10.76<br>1000m     | 1:09.50 [1]<br>(0:13.28)  | 0:56.22 [2]<br>(0:10.76)  | 0:45.46 [1]<br>(0:11.45)  | 0:34.01 [1]<br>(0:11.14)  | 0:22.87 [1]<br>(0:11.06)  | 0:11.81 [1]<br>(0:11.81)  | 1:09.50 | 0:34.01 |                        |
| 2       | 9 ELLIBABY<br>Ryan Maloney             | 4                    | 67.8<br>400m         | 0:10.79<br>400m      | 1:09.50 [2]<br>(0:13.48)  | 0:56.02 [5]<br>(0:11.17)  | 0:44.85 [4]<br>(0:11.44)  | 0:33.41 [6]<br>(0:11.16)  | 0:22.25 [6]<br>(0:10.79)  | 0:11.46 [5]<br>(0:11.46)  | 0.02L   | 0:33.41 | +5                     |
| 3       | 13 SALT LAKE BETTY<br>Samantha Collett | 7                    | 67.1<br>1000m        | 0:10.99<br>400m      | 1:09.51 [3]<br>(0:13.25)  | 0:56.26 [1]<br>(0:11.00)  | 0:45.26 [2]<br>(0:11.35)  | 0:33.91 [2]<br>(0:11.15)  | 0:22.76 [2]<br>(0:10.99)  | 0:11.77 [2]<br>(0:11.77)  | 0.09L   | 0:33.91 | +4                     |
| 4       | 19 MISS EMMA<br>Cejay Graham           | 6                    | 67.0<br>400m         | 0:10.84<br>400m      | 1:09.56 [4]<br>(0:13.60)  | 0:55.96 [6]<br>(0:11.10)  | 0:44.86 [6]<br>(0:11.31)  | 0:33.55 [4]<br>(0:11.14)  | 0:22.41 [4]<br>(0:10.84)  | 0:11.57 [4]<br>(0:11.57)  | 0.37L   | 0:33.55 | +5                     |
| 5       | 1 I SEE YOU COMING<br>Emily Lang       | 10                   | 68.8<br>Overall      | 0:10.94<br>400m      | 1:09.71 [5]<br>(0:13.41)  | 0:56.30 [3]<br>(0:11.08)  | 0:45.22 [3]<br>(0:11.30)  | 0:33.92 [3]<br>(0:11.13)  | 0:22.79 [3]<br>(0:10.94)  | 0:11.85 [3]<br>(0:11.85)  | 1.25L   | 0:33.92 | +2                     |
| 6       | 16 BALTRAY<br>Georgina Cartwright      | 9                    | 68.2<br>400m         | 0:10.79<br>400m      | 1:09.88 [6]<br>(0:13.90)  | 0:55.98 [10]<br>(0:10.99) | 0:44.99 [8]<br>(0:11.40)  | 0:33.59 [8]<br>(0:11.25)  | 0:22.34 [8]<br>(0:10.79)  | 0:11.55 [7]<br>(0:11.55)  | 2.23L   | 0:33.59 | +10                    |
| 7       | 6 TORQUE I TEE<br>Noel Callow          | 3                    | 68.0<br>400m         | 0:10.73<br>400m      | 1:09.92 [7]<br>(0:13.75)  | 0:56.17 [8]<br>(0:11.13)  | 0:45.04 [7]<br>(0:11.52)  | 0:33.52 [10]<br>(0:11.22) | 0:22.30 [10]<br>(0:10.73) | 0:11.57 [8]<br>(0:11.57)  | 2.48L   | 0:33.52 | +7                     |
| 8       | 12 SKYWRITER<br>James Orman            | 5                    | 67.3<br>400m         | 0:10.95<br>400m      | 1:09.99 [8]<br>(0:13.90)  | 0:56.09 [9]<br>(0:11.11)  | 0:44.98 [10]<br>(0:11.38) | 0:33.60 [9]<br>(0:11.20)  | 0:22.40 [9]<br>(0:10.95)  | 0:11.45 [10]<br>(0:11.45) | 2.9L    | 0:33.60 | +2                     |
| 9       | 5 STRIKING PLAINS<br>Bailey Wheeler    | 8                    | 68.9<br>400m         | 0:10.87<br>400m      | 1:10.04 [9]<br>(0:14.09)  | 0:55.95 [11]<br>(0:11.19) | 0:44.76 [11]<br>(0:11.41) | 0:33.35 [11]<br>(0:11.15) | 0:22.20 [11]<br>(0:10.87) | 0:11.33 [11]<br>(0:11.33) | 3.18L   | 0:33.35 | +4                     |
| 10      | 11 PINK THUNDER<br>Angela Jones        | 1                    | 67.1<br>1000m        | 0:10.99<br>400m      | 1:10.25 [10]<br>(0:13.46) | 0:56.79 [4]<br>(0:11.19)  | 0:45.60 [5]<br>(0:11.37)  | 0:34.23 [5]<br>(0:11.19)  | 0:23.04 [5]<br>(0:10.99)  | 0:12.05 [6]<br>(0:12.05)  | 4.43L   | 0:34.23 | -1                     |

Scratched: Brocky (#2), Schmoozer (#4), Bad Education (#15), Miss Tambo (#8), I Am A Marvel (#17), Beautantes (#3), Mean Approach (#7), Wonderland Star (#14)

[ ] Ranking at each section and finish  
 -:-:- No data available at this section  
 NA No data available

SCN Saddle cloth number  
 DNF Did not finish  
 DNT Did not track



**Doomben QLD Professional**  
**Race 7: LADBROKES FAST WITHDRAWALS BENCHMARK 68 Handicap - 1200m**  
**25 September 2024 - 17:14**



BRISBANE  
RACING CLUB

Track Rating: Good 4, Weather: Fine, Rail Position: +6.5m Entire

| Section     | Overall              | 1000m                | 800m                 | 600m                 | 400m                 | 200m                 | Last 600m |
|-------------|----------------------|----------------------|----------------------|----------------------|----------------------|----------------------|-----------|
| Field Times | 1:09.50<br>(0:13.25) | 0:56.25<br>(0:10.79) | 0:45.46<br>(0:11.45) | 0:34.01<br>(0:11.14) | 0:22.87<br>(0:11.06) | 0:11.81<br>(0:11.81) | 0:34.01   |

| Rank | TAB | Horse/Jockey | Barrier | Top Speed [km/h] | Fastest Section           | Margin | Distance Travelled [m] |
|------|-----|--------------|---------|------------------|---------------------------|--------|------------------------|
| 11   | 18  | LIMERO       | 2       | 67.2             | 0:11.02                   | 5.03L  | -4                     |
|      |     | Cody Collis  |         | 1000m            | 400m                      |        |                        |
|      |     |              |         |                  | 1:10.36 [11]<br>(0:13.72) |        |                        |
|      |     |              |         |                  | 0:56.64 [7]<br>(0:11.20)  |        |                        |
|      |     |              |         |                  | 0:45.44 [9]<br>(0:11.31)  |        |                        |
|      |     |              |         |                  | 0:34.13 [7]<br>(0:11.12)  |        |                        |
|      |     |              |         |                  | 0:23.01 [7]<br>(0:11.02)  |        |                        |
|      |     |              |         |                  | 0:11.99 [9]<br>(0:11.99)  |        |                        |

Scratched: Brocky (#2), Schmoover (#4), Bad Education (#15), Miss Tambo (#8), I Am A Marvel (#17), Beautantes (#3), Mean Approach (#7), Wonderland Star (#14)

[ ] Ranking at each section and finish  
 -:-:-:- No data available at this section  
 NA No data available

SCN Saddle cloth number  
 DNF Did not finish  
 DNT Did not track



|                                |                 |
|--------------------------------|-----------------|
| Horse/Jockey Name              | Hermanita       |
| Final Rank                     | 1               |
| Fastest Section Time (Section) | 0:10.76 (1000m) |
| Top Speed [km/h] (Section)     | 69.3 (1000m)    |
| Race State                     | Finished        |

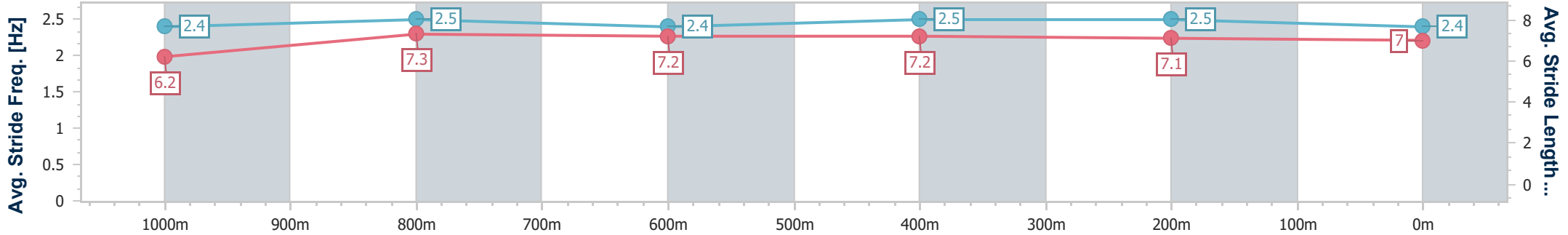
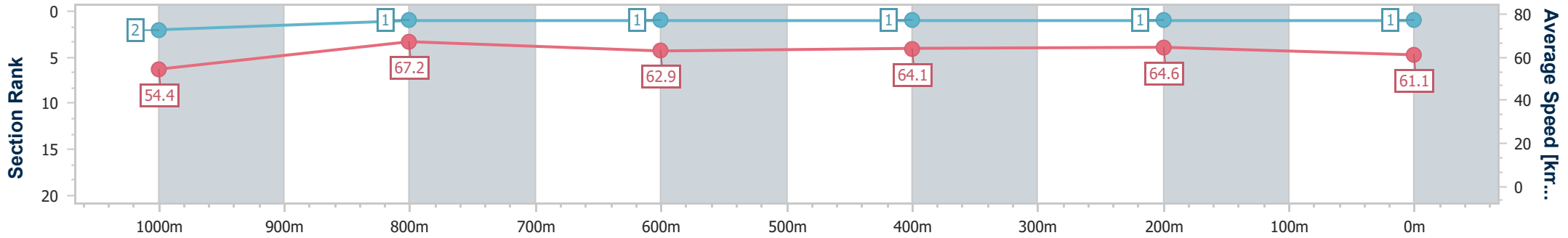


**Doomben QLD Professional**  
**Race 7: LADBROKES FAST WITHDRAWALS BENCHMARK 68**  
**Handicap - 1200m**  
 25 September 2024 - 17:14  
 Track Rating: Good 4, Weather: Fine, Rail Position: +6.5m Entire



BRISBANE  
RACING CLUB

| Section                | Overall                  | 1000m                    | 800m                     | 600m                     | 400m                     | 200m                     |
|------------------------|--------------------------|--------------------------|--------------------------|--------------------------|--------------------------|--------------------------|
| Section Times          | 1:09.50 [1]<br>(0:13.28) | 0:56.22 [2]<br>(0:10.76) | 0:45.46 [1]<br>(0:11.45) | 0:34.01 [1]<br>(0:11.14) | 0:22.87 [1]<br>(0:11.06) | 0:11.81 [1]<br>(0:11.81) |
| Average Speed [km/h]   | 54.4                     | 67.2                     | 62.9                     | 64.1                     | 64.6                     | 61.1                     |
| Top Speed [km/h]       | 68.9                     | 69.3                     | 65.4                     | 65.3                     | 65.3                     | 64.1                     |
| Avg. Dist. to Rail [m] | 7.7                      | 2.4                      | 0.9                      | 1.5                      | 2.8                      | 2.6                      |
| Avg. Stride Freq. [Hz] | 2.4                      | 2.5                      | 2.4                      | 2.5                      | 2.5                      | 2.4                      |
| Avg. Stride Length [m] | 6.2                      | 7.3                      | 7.2                      | 7.2                      | 7.1                      | 7.0                      |



- [ ] Ranking at each section and finish
- .-.- No data available at this section
- NA No data available



|                                |                |
|--------------------------------|----------------|
| Horse/Jockey Name              | Ellibaby       |
| Final Rank                     | 2              |
| Fastest Section Time (Section) | 0:10.79 (400m) |
| Top Speed [km/h] (Section)     | 67.8 (400m)    |
| Race State                     | Finished       |

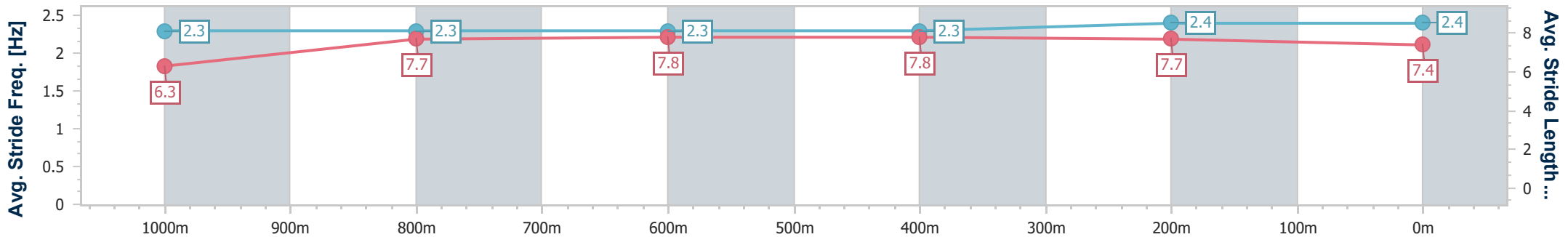
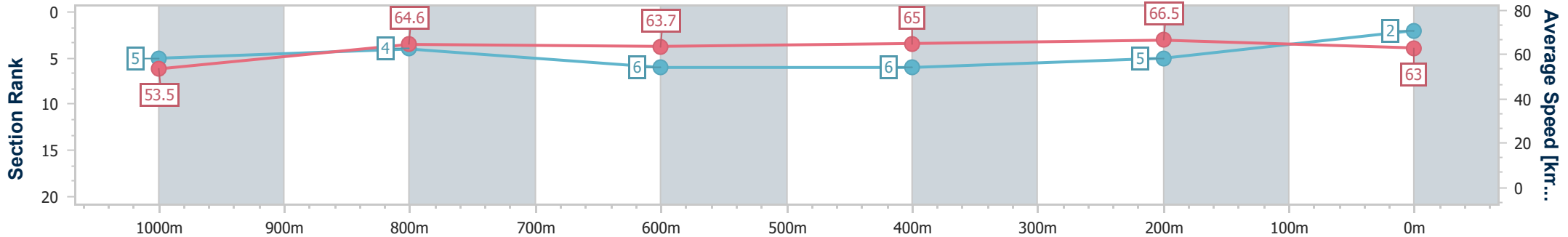


**Doomben QLD Professional**  
**Race 7: LADBROKES FAST WITHDRAWALS BENCHMARK 68**  
**Handicap - 1200m**  
 25 September 2024 - 17:14  
 Track Rating: Good 4, Weather: Fine, Rail Position: +6.5m Entire



BRISBANE  
RACING CLUB

| Section                | Overall                  | 1000m                    | 800m                     | 600m                     | 400m                     | 200m                     |
|------------------------|--------------------------|--------------------------|--------------------------|--------------------------|--------------------------|--------------------------|
| Section Times          | 1:09.50 [2]<br>(0:13.48) | 0:56.02 [5]<br>(0:11.17) | 0:44.85 [4]<br>(0:11.44) | 0:33.41 [6]<br>(0:11.16) | 0:22.25 [6]<br>(0:10.79) | 0:11.46 [5]<br>(0:11.46) |
| Average Speed [km/h]   | 53.5                     | 64.6                     | 63.7                     | 65.0                     | 66.5                     | 63.0                     |
| Top Speed [km/h]       | 66.4                     | 66.2                     | 64.2                     | 66.2                     | 67.8                     | 66.4                     |
| Avg. Dist. to Rail [m] | 3.2                      | 1.7                      | 2.0                      | 0.7                      | 1.3                      | 2.3                      |
| Avg. Stride Freq. [Hz] | 2.3                      | 2.3                      | 2.3                      | 2.3                      | 2.4                      | 2.4                      |
| Avg. Stride Length [m] | 6.3                      | 7.7                      | 7.8                      | 7.8                      | 7.7                      | 7.4                      |



- [ ] Ranking at each section and finish
- .-.- No data available at this section
- NA No data available



|                                |                 |
|--------------------------------|-----------------|
| Horse/Jockey Name              | Salt Lake Betty |
| Final Rank                     | 3               |
| Fastest Section Time (Section) | 0:10.99 (400m)  |
| Top Speed [km/h] (Section)     | 67.1 (1000m)    |
| Race State                     | Finished        |

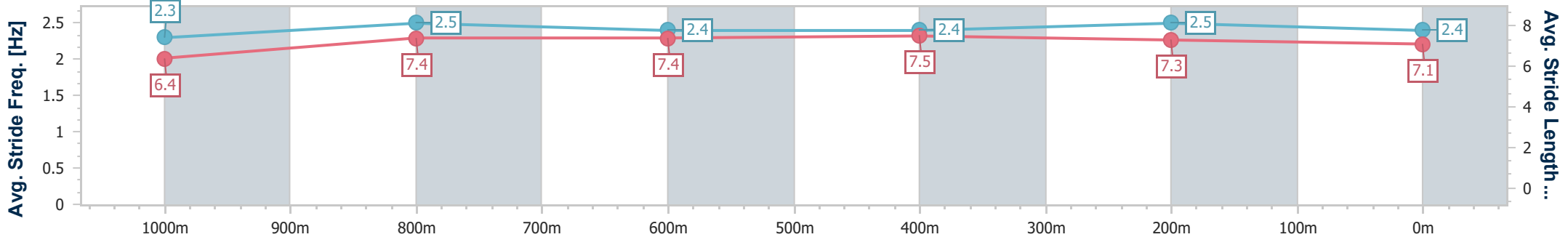
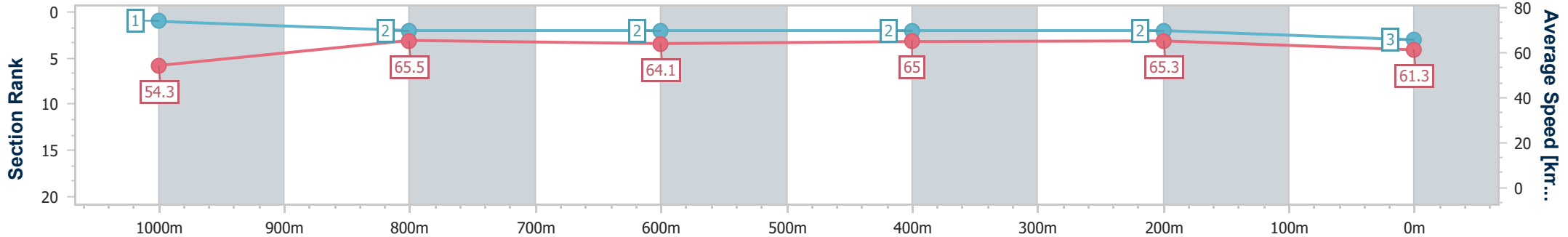


**Doomben QLD Professional**  
**Race 7: LADBROKES FAST WITHDRAWALS BENCHMARK 68**  
**Handicap - 1200m**  
 25 September 2024 - 17:14  
 Track Rating: Good 4, Weather: Fine, Rail Position: +6.5m Entire



BRISBANE  
RACING CLUB

| Section                | Overall                  | 1000m                    | 800m                     | 600m                     | 400m                     | 200m                     |
|------------------------|--------------------------|--------------------------|--------------------------|--------------------------|--------------------------|--------------------------|
| Section Times          | 1:09.51 [3]<br>(0:13.25) | 0:56.26 [1]<br>(0:11.00) | 0:45.26 [2]<br>(0:11.35) | 0:33.91 [2]<br>(0:11.15) | 0:22.76 [2]<br>(0:10.99) | 0:11.77 [2]<br>(0:11.77) |
| Average Speed [km/h]   | 54.3                     | 65.5                     | 64.1                     | 65.0                     | 65.3                     | 61.3                     |
| Top Speed [km/h]       | 66.5                     | 67.1                     | 65.8                     | 66.2                     | 66.7                     | 65.2                     |
| Avg. Dist. to Rail [m] | 4.0                      | 1.6                      | 1.5                      | 0.9                      | 0.6                      | 1.4                      |
| Avg. Stride Freq. [Hz] | 2.3                      | 2.5                      | 2.4                      | 2.4                      | 2.5                      | 2.4                      |
| Avg. Stride Length [m] | 6.4                      | 7.4                      | 7.4                      | 7.5                      | 7.3                      | 7.1                      |



- [ ] Ranking at each section and finish
- .-.- No data available at this section
- NA No data available





|                                |                |
|--------------------------------|----------------|
| Horse/Jockey Name              | Miss Emma      |
| Final Rank                     | 4              |
| Fastest Section Time (Section) | 0:10.84 (400m) |
| Top Speed [km/h] (Section)     | 67.0 (400m)    |
| Race State                     | Finished       |

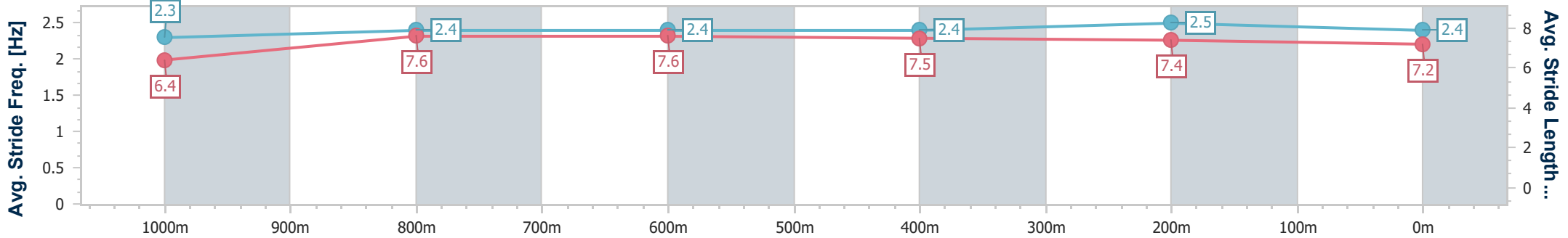
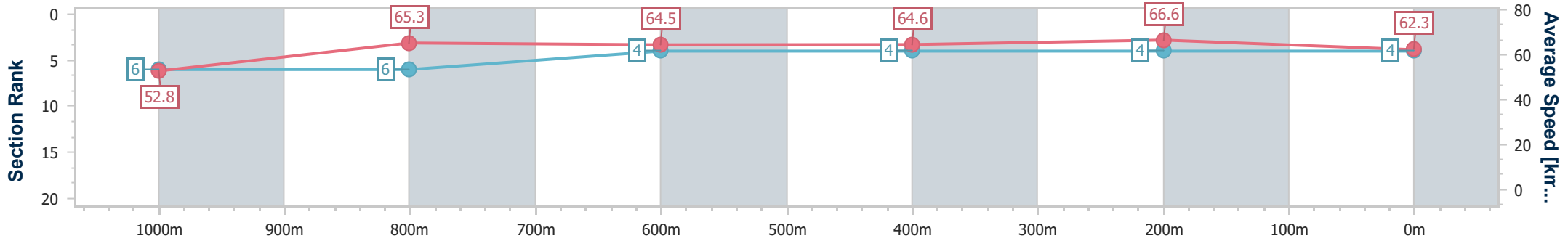


**Doomben QLD Professional**  
**Race 7: LADBROKES FAST WITHDRAWALS BENCHMARK 68**  
**Handicap - 1200m**  
 25 September 2024 - 17:14  
 Track Rating: Good 4, Weather: Fine, Rail Position: +6.5m Entire



BRISBANE  
RACING CLUB

| Section                | Overall                  | 1000m                    | 800m                     | 600m                     | 400m                     | 200m                     |
|------------------------|--------------------------|--------------------------|--------------------------|--------------------------|--------------------------|--------------------------|
| Section Times          | 1:09.56 [4]<br>(0:13.60) | 0:55.96 [6]<br>(0:11.10) | 0:44.86 [6]<br>(0:11.31) | 0:33.55 [4]<br>(0:11.14) | 0:22.41 [4]<br>(0:10.84) | 0:11.57 [4]<br>(0:11.57) |
| Average Speed [km/h]   | 52.8                     | 65.3                     | 64.5                     | 64.6                     | 66.6                     | 62.3                     |
| Top Speed [km/h]       | 65.3                     | 67.0                     | 64.7                     | 66.3                     | 67.0                     | 65.5                     |
| Avg. Dist. to Rail [m] | 5.0                      | 3.2                      | 1.5                      | 0.6                      | 1.2                      | 2.0                      |
| Avg. Stride Freq. [Hz] | 2.3                      | 2.4                      | 2.4                      | 2.4                      | 2.5                      | 2.4                      |
| Avg. Stride Length [m] | 6.4                      | 7.6                      | 7.6                      | 7.5                      | 7.4                      | 7.2                      |



- [ ] Ranking at each section and finish
- .-.- No data available at this section
- NA No data available



|                                |                  |
|--------------------------------|------------------|
| Horse/Jockey Name              | I See You Coming |
| Final Rank                     | 5                |
| Fastest Section Time (Section) | 0:10.94 (400m)   |
| Top Speed [km/h] (Section)     | 68.8 (Overall)   |
| Race State                     | Finished         |

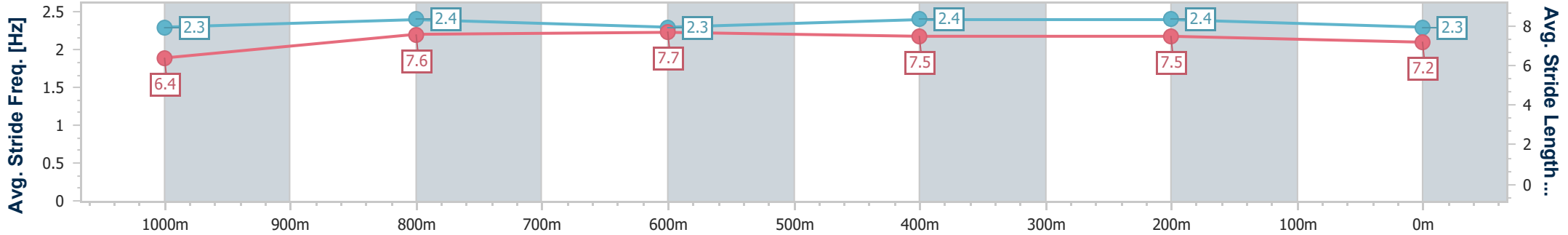
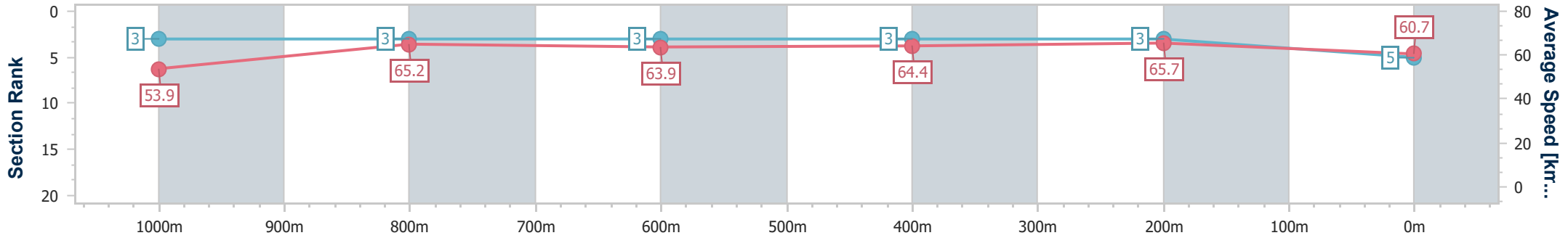


**Doomben QLD Professional**  
**Race 7: LADBROKES FAST WITHDRAWALS BENCHMARK 68**  
**Handicap - 1200m**  
 25 September 2024 - 17:14  
 Track Rating: Good 4, Weather: Fine, Rail Position: +6.5m Entire



BRISBANE  
RACING CLUB

| Section                | Overall                  | 1000m                    | 800m                     | 600m                     | 400m                     | 200m                     |
|------------------------|--------------------------|--------------------------|--------------------------|--------------------------|--------------------------|--------------------------|
| Section Times          | 1:09.71 [5]<br>(0:13.41) | 0:56.30 [3]<br>(0:11.08) | 0:45.22 [3]<br>(0:11.30) | 0:33.92 [3]<br>(0:11.13) | 0:22.79 [3]<br>(0:10.94) | 0:11.85 [3]<br>(0:11.85) |
| Average Speed [km/h]   | 53.9                     | 65.2                     | 63.9                     | 64.4                     | 65.7                     | 60.7                     |
| Top Speed [km/h]       | 68.8                     | 68.1                     | 65.3                     | 66.0                     | 66.7                     | 64.2                     |
| Avg. Dist. to Rail [m] | 7.4                      | 2.8                      | 0.5                      | 0.4                      | 0.8                      | 1.7                      |
| Avg. Stride Freq. [Hz] | 2.3                      | 2.4                      | 2.3                      | 2.4                      | 2.4                      | 2.3                      |
| Avg. Stride Length [m] | 6.4                      | 7.6                      | 7.7                      | 7.5                      | 7.5                      | 7.2                      |



- [ ] Ranking at each section and finish
- .-.- No data available at this section
- NA No data available



|                                |                |
|--------------------------------|----------------|
| Horse/Jockey Name              | Baltray        |
| Final Rank                     | 6              |
| Fastest Section Time (Section) | 0:10.79 (400m) |
| Top Speed [km/h] (Section)     | 68.2 (400m)    |
| Race State                     | Finished       |

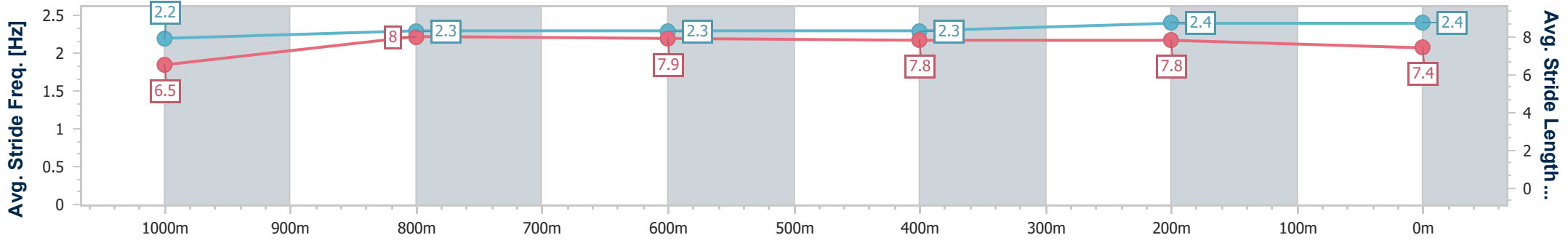
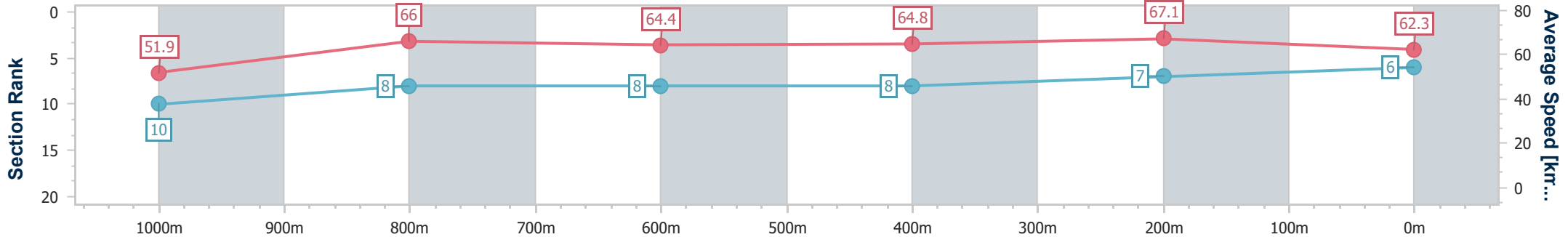


**Doomben QLD Professional**  
**Race 7: LADBROKES FAST WITHDRAWALS BENCHMARK 68**  
**Handicap - 1200m**  
 25 September 2024 - 17:14  
 Track Rating: Good 4, Weather: Fine, Rail Position: +6.5m Entire



BRISBANE  
RACING CLUB

| Section                | Overall                  | 1000m                     | 800m                     | 600m                     | 400m                     | 200m                     |
|------------------------|--------------------------|---------------------------|--------------------------|--------------------------|--------------------------|--------------------------|
| Section Times          | 1:09.88 [6]<br>(0:13.90) | 0:55.98 [10]<br>(0:10.99) | 0:44.99 [8]<br>(0:11.40) | 0:33.59 [8]<br>(0:11.25) | 0:22.34 [8]<br>(0:10.79) | 0:11.55 [7]<br>(0:11.55) |
| Average Speed [km/h]   | 51.9                     | 66.0                      | 64.4                     | 64.8                     | 67.1                     | 62.3                     |
| Top Speed [km/h]       | 64.7                     | 67.3                      | 66.1                     | 66.3                     | 68.2                     | 66.4                     |
| Avg. Dist. to Rail [m] | 5.8                      | 2.7                       | 3.0                      | 2.8                      | 2.9                      | 4.3                      |
| Avg. Stride Freq. [Hz] | 2.2                      | 2.3                       | 2.3                      | 2.3                      | 2.4                      | 2.4                      |
| Avg. Stride Length [m] | 6.5                      | 8.0                       | 7.9                      | 7.8                      | 7.8                      | 7.4                      |



- [ ] Ranking at each section and finish
- .-.- No data available at this section
- NA No data available



|                                |                |
|--------------------------------|----------------|
| Horse/Jockey Name              | Torque I Tee   |
| Final Rank                     | 7              |
| Fastest Section Time (Section) | 0:10.73 (400m) |
| Top Speed [km/h] (Section)     | 68.0 (400m)    |
| Race State                     | Finished       |

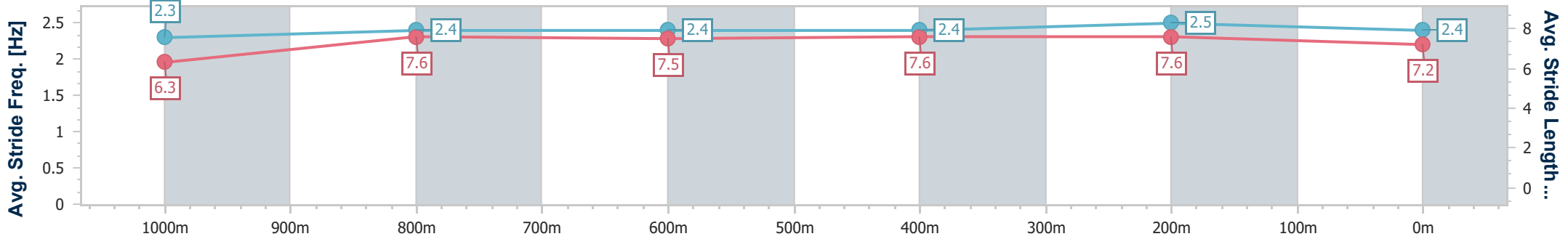
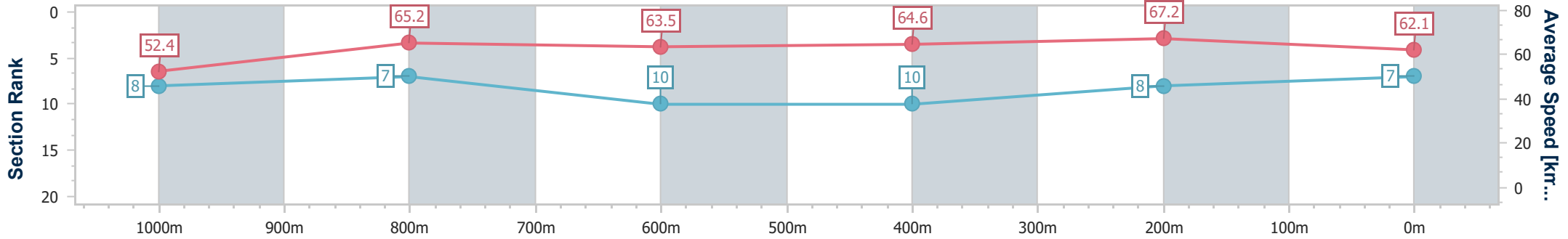


**Doomben QLD Professional**  
**Race 7: LADBROKES FAST WITHDRAWALS BENCHMARK 68**  
**Handicap - 1200m**  
 25 September 2024 - 17:14  
 Track Rating: Good 4, Weather: Fine, Rail Position: +6.5m Entire



BRISBANE  
RACING CLUB

| Section                | Overall                  | 1000m                    | 800m                     | 600m                      | 400m                      | 200m                     |
|------------------------|--------------------------|--------------------------|--------------------------|---------------------------|---------------------------|--------------------------|
| Section Times          | 1:09.92 [7]<br>(0:13.75) | 0:56.17 [8]<br>(0:11.13) | 0:45.04 [7]<br>(0:11.52) | 0:33.52 [10]<br>(0:11.22) | 0:22.30 [10]<br>(0:10.73) | 0:11.57 [8]<br>(0:11.57) |
| Average Speed [km/h]   | 52.4                     | 65.2                     | 63.5                     | 64.6                      | 67.2                      | 62.1                     |
| Top Speed [km/h]       | 65.7                     | 66.6                     | 65.5                     | 66.0                      | 68.0                      | 66.7                     |
| Avg. Dist. to Rail [m] | 2.0                      | 2.4                      | 3.2                      | 1.0                       | 0.6                       | 0.9                      |
| Avg. Stride Freq. [Hz] | 2.3                      | 2.4                      | 2.4                      | 2.4                       | 2.5                       | 2.4                      |
| Avg. Stride Length [m] | 6.3                      | 7.6                      | 7.5                      | 7.6                       | 7.6                       | 7.2                      |



- [ ] Ranking at each section and finish
- .-.- No data available at this section
- NA No data available



|                                |                |
|--------------------------------|----------------|
| Horse/Jockey Name              | Skywriter      |
| Final Rank                     | 8              |
| Fastest Section Time (Section) | 0:10.95 (400m) |
| Top Speed [km/h] (Section)     | 67.3 (400m)    |
| Race State                     | Finished       |

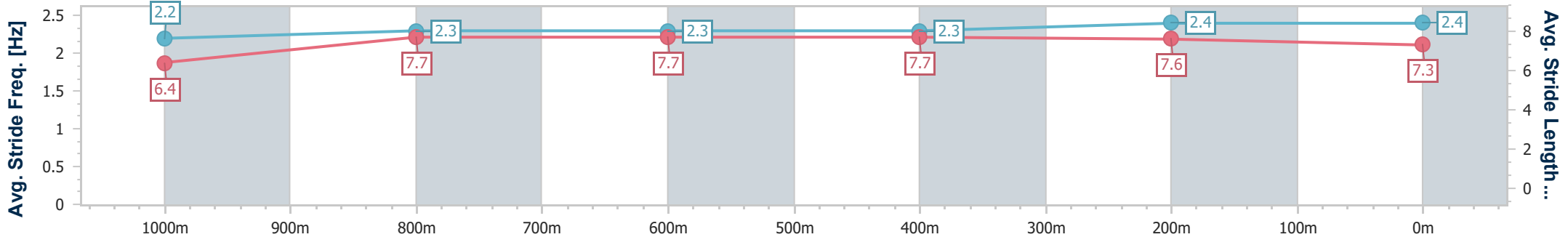
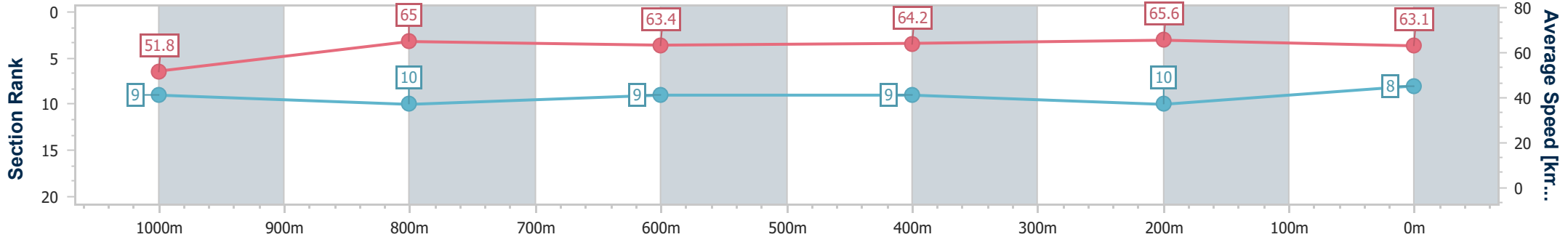


**Doomben QLD Professional**  
**Race 7: LADBROKES FAST WITHDRAWALS BENCHMARK 68**  
**Handicap - 1200m**  
 25 September 2024 - 17:14  
 Track Rating: Good 4, Weather: Fine, Rail Position: +6.5m Entire



BRISBANE  
RACING CLUB

| Section                | Overall                  | 1000m                    | 800m                      | 600m                     | 400m                     | 200m                      |
|------------------------|--------------------------|--------------------------|---------------------------|--------------------------|--------------------------|---------------------------|
| Section Times          | 1:09.99 [8]<br>(0:13.90) | 0:56.09 [9]<br>(0:11.11) | 0:44.98 [10]<br>(0:11.38) | 0:33.60 [9]<br>(0:11.20) | 0:22.40 [9]<br>(0:10.95) | 0:11.45 [10]<br>(0:11.45) |
| Average Speed [km/h]   | 51.8                     | 65.0                     | 63.4                      | 64.2                     | 65.6                     | 63.1                      |
| Top Speed [km/h]       | 66.8                     | 66.4                     | 64.1                      | 65.4                     | 67.3                     | 65.4                      |
| Avg. Dist. to Rail [m] | 3.1                      | 0.9                      | 0.6                       | 0.3                      | 0.7                      | 3.1                       |
| Avg. Stride Freq. [Hz] | 2.2                      | 2.3                      | 2.3                       | 2.3                      | 2.4                      | 2.4                       |
| Avg. Stride Length [m] | 6.4                      | 7.7                      | 7.7                       | 7.7                      | 7.6                      | 7.3                       |



- [ ] Ranking at each section and finish
- .-.- No data available at this section
- NA No data available



|                                |                 |
|--------------------------------|-----------------|
| Horse/Jockey Name              | Striking Plains |
| Final Rank                     | 9               |
| Fastest Section Time (Section) | 0:10.87 (400m)  |
| Top Speed [km/h] (Section)     | 68.9 (400m)     |
| Race State                     | Finished        |

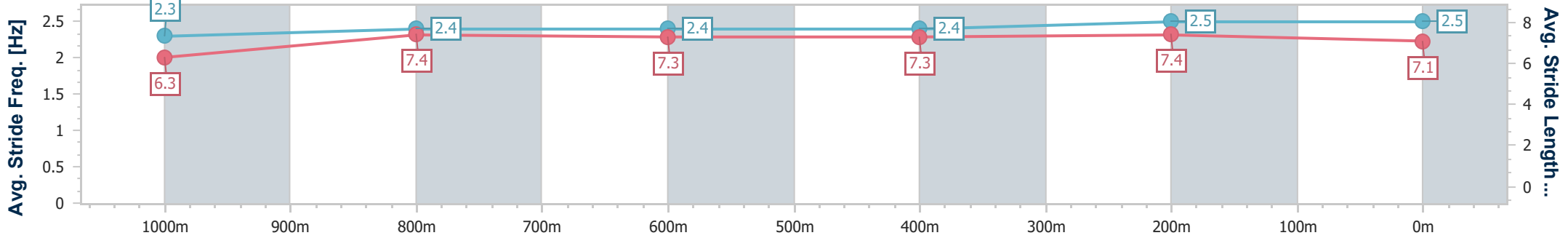
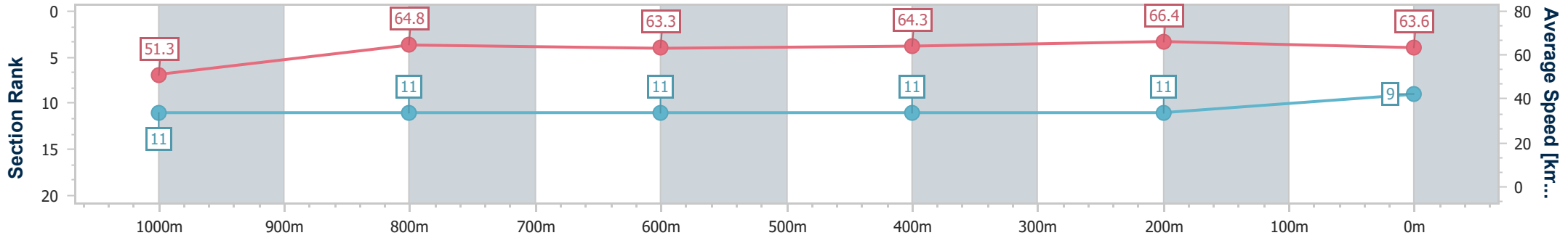


**Doomben QLD Professional**  
**Race 7: LADBROKES FAST WITHDRAWALS BENCHMARK 68**  
**Handicap - 1200m**  
 25 September 2024 - 17:14  
 Track Rating: Good 4, Weather: Fine, Rail Position: +6.5m Entire



BRISBANE  
RACING CLUB

| Section                | Overall                  | 1000m                     | 800m                      | 600m                      | 400m                      | 200m                      |
|------------------------|--------------------------|---------------------------|---------------------------|---------------------------|---------------------------|---------------------------|
| Section Times          | 1:10.04 [9]<br>(0:14.09) | 0:55.95 [11]<br>(0:11.19) | 0:44.76 [11]<br>(0:11.41) | 0:33.35 [11]<br>(0:11.15) | 0:22.20 [11]<br>(0:10.87) | 0:11.33 [11]<br>(0:11.33) |
| Average Speed [km/h]   | 51.3                     | 64.8                      | 63.3                      | 64.3                      | 66.4                      | 63.6                      |
| Top Speed [km/h]       | 65.2                     | 67.2                      | 65.1                      | 65.8                      | 68.9                      | 68.4                      |
| Avg. Dist. to Rail [m] | 5.8                      | 2.2                       | 1.1                       | 0.6                       | 2.2                       | 4.1                       |
| Avg. Stride Freq. [Hz] | 2.3                      | 2.4                       | 2.4                       | 2.4                       | 2.5                       | 2.5                       |
| Avg. Stride Length [m] | 6.3                      | 7.4                       | 7.3                       | 7.3                       | 7.4                       | 7.1                       |



- [ ] Ranking at each section and finish
- .-.- No data available at this section
- NA No data available



|                                |                |
|--------------------------------|----------------|
| Horse/Jockey Name              | Pink Thunder   |
| Final Rank                     | 10             |
| Fastest Section Time (Section) | 0:10.99 (400m) |
| Top Speed [km/h] (Section)     | 67.1 (1000m)   |
| Race State                     | Finished       |

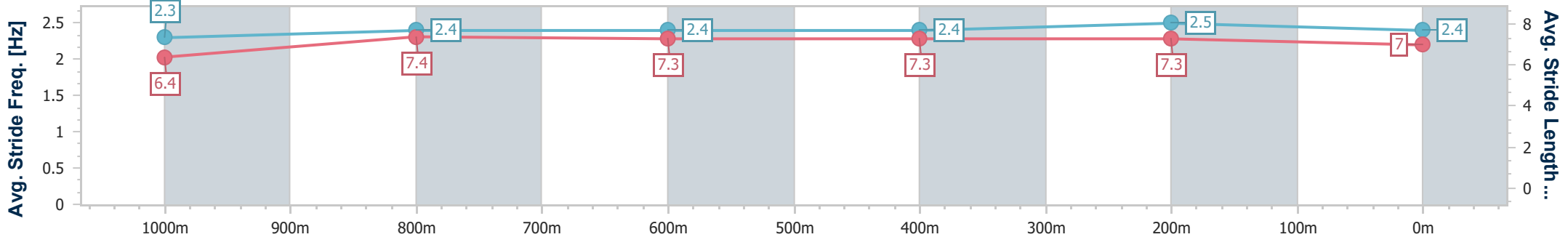
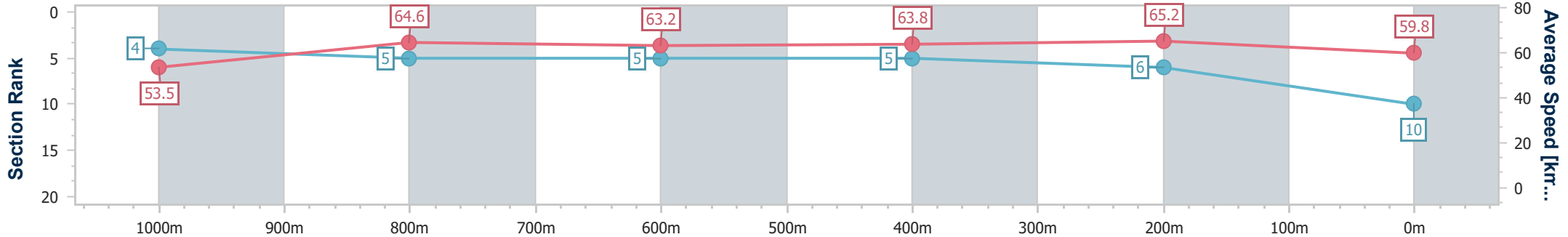


**Doomben QLD Professional**  
**Race 7: LADBROKES FAST WITHDRAWALS BENCHMARK 68**  
**Handicap - 1200m**  
 25 September 2024 - 17:14  
 Track Rating: Good 4, Weather: Fine, Rail Position: +6.5m Entire



BRISBANE  
RACING CLUB

| Section                | Overall                   | 1000m                    | 800m                     | 600m                     | 400m                     | 200m                     |
|------------------------|---------------------------|--------------------------|--------------------------|--------------------------|--------------------------|--------------------------|
| Section Times          | 1:10.25 [10]<br>(0:13.46) | 0:56.79 [4]<br>(0:11.19) | 0:45.60 [5]<br>(0:11.37) | 0:34.23 [5]<br>(0:11.19) | 0:23.04 [5]<br>(0:10.99) | 0:12.05 [6]<br>(0:12.05) |
| Average Speed [km/h]   | 53.5                      | 64.6                     | 63.2                     | 63.8                     | 65.2                     | 59.8                     |
| Top Speed [km/h]       | 66.9                      | 67.1                     | 64.4                     | 65.1                     | 66.6                     | 63.3                     |
| Avg. Dist. to Rail [m] | 0.9                       | 0.7                      | 0.3                      | 1.1                      | 2.7                      | 2.6                      |
| Avg. Stride Freq. [Hz] | 2.3                       | 2.4                      | 2.4                      | 2.4                      | 2.5                      | 2.4                      |
| Avg. Stride Length [m] | 6.4                       | 7.4                      | 7.3                      | 7.3                      | 7.3                      | 7.0                      |



- [ ] Ranking at each section and finish
- .-.- No data available at this section
- NA No data available



|                                |                |
|--------------------------------|----------------|
| Horse/Jockey Name              | Limero         |
| Final Rank                     | 11             |
| Fastest Section Time (Section) | 0:11.02 (400m) |
| Top Speed [km/h] (Section)     | 67.2 (1000m)   |
| Race State                     | Finished       |

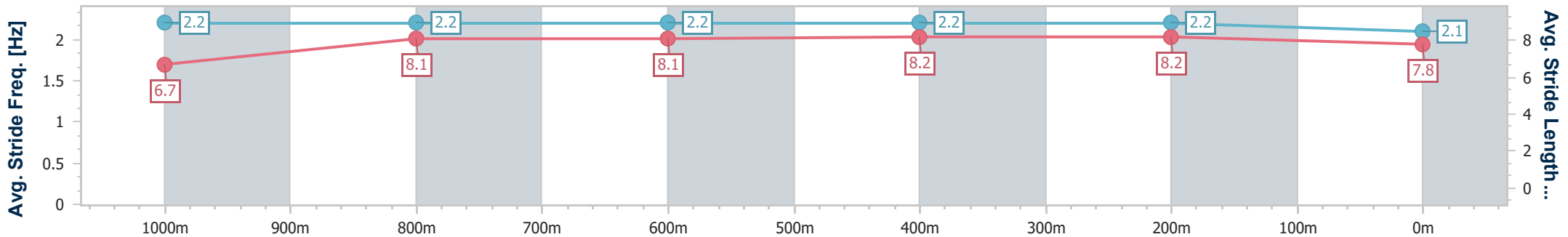
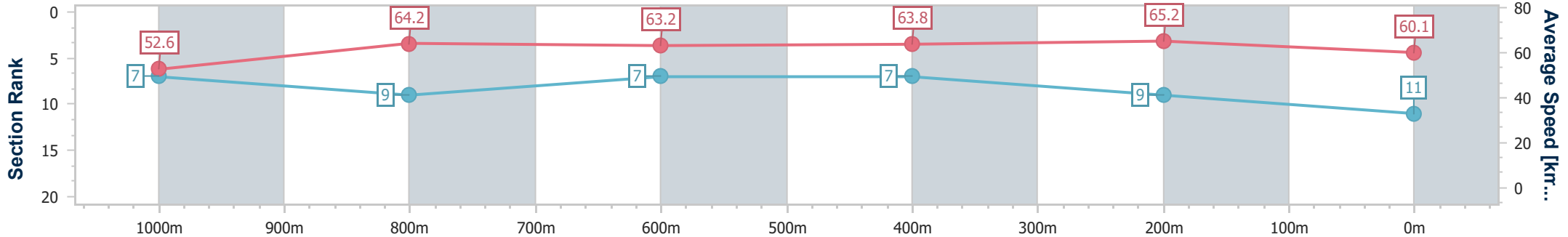


**Doomben QLD Professional**  
**Race 7: LADBROKES FAST WITHDRAWALS BENCHMARK 68**  
**Handicap - 1200m**  
 25 September 2024 - 17:14  
 Track Rating: Good 4, Weather: Fine, Rail Position: +6.5m Entire



BRISBANE  
RACING CLUB

| Section                | Overall                   | 1000m                    | 800m                     | 600m                     | 400m                     | 200m                     |
|------------------------|---------------------------|--------------------------|--------------------------|--------------------------|--------------------------|--------------------------|
| Section Times          | 1:10.36 [11]<br>(0:13.72) | 0:56.64 [7]<br>(0:11.20) | 0:45.44 [9]<br>(0:11.31) | 0:34.13 [7]<br>(0:11.12) | 0:23.01 [7]<br>(0:11.02) | 0:11.99 [9]<br>(0:11.99) |
| Average Speed [km/h]   | 52.6                      | 64.2                     | 63.2                     | 63.8                     | 65.2                     | 60.1                     |
| Top Speed [km/h]       | 64.6                      | 67.2                     | 64.2                     | 64.8                     | 65.9                     | 64.4                     |
| Avg. Dist. to Rail [m] | 1.1                       | 0.5                      | 1.5                      | 2.4                      | 1.4                      | 0.4                      |
| Avg. Stride Freq. [Hz] | 2.2                       | 2.2                      | 2.2                      | 2.2                      | 2.2                      | 2.1                      |
| Avg. Stride Length [m] | 6.7                       | 8.1                      | 8.1                      | 8.2                      | 8.2                      | 7.8                      |



- [ ] Ranking at each section and finish
- .-.- No data available at this section
- NA No data available