



Eagle Farm QLD Professional

Race 2: SPRING CARNIVAL BOOK NOW Class 5 Handicap - 1600m

20 September 2024 - 13:08



BRISBANE
RACING CLUB

Track Rating: Good 4, Weather: Fine, Rail Position: +7m Entire

Section	Overall	1400m	1200m	1000m	800m	600m	400m	Last 600m						
Field Times	1:35.45 (0:13.70)	1:21.75 (0:11.36)	1:10.39 (0:11.70)	0:58.69 (0:12.05)	0:46.64 (0:11.80)	0:34.84 (0:11.39)	0:23.45 (0:11.30)	0:34.84						
Rank	TAB	Horse/Jockey	Barrier	Top Speed [km/h]	Fastest Section								Distance Travelled [m]	
1	9	SATAY CHICKEN Kyle Wilson-Taylor	7	67.5 600m	0:10.99 400m	1:35.45 [1] (0:14.45)	1:21.00 [7] (0:11.79)	1:09.21 [7] (0:11.93)	0:57.28 [7] (0:12.01)	0:45.27 [7] (0:11.40)	0:33.87 [6] (0:11.00)	0:22.87 [5] (0:10.99)	0:33.87	
2	5	BLAZEN BOOTS Emily Lang	2	66.4 400m	0:11.14 600m	1:35.48 [2] (0:13.96)	1:21.52 [2] (0:11.55)	1:09.97 [3] (0:11.84)	0:58.13 [3] (0:12.13)	0:46.00 [3] (0:11.70)	0:34.30 [3] (0:11.14)	0:23.16 [3] (0:11.14)	0:34.30	+2
3	3	FLASHING STEEL Jag Guthmann-Chester	5	66.6 400m	0:11.30 400m	1:35.65 [3] (0:13.70)	1:21.95 [1] (0:11.36)	1:10.59 [1] (0:11.70)	0:58.89 [1] (0:12.05)	0:46.84 [1] (0:11.80)	0:35.04 [1] (0:11.39)	0:23.65 [1] (0:11.30)	0:35.04	+1
4	7	PORKY Angela Jones	4	65.6 400m	0:11.27 600m	1:35.78 [4] (0:14.01)	1:21.77 [3] (0:11.34)	1:10.43 [2] (0:11.71)	0:58.72 [2] (0:11.96)	0:46.76 [2] (0:11.79)	0:34.97 [2] (0:11.27)	0:23.70 [2] (0:11.33)	0:34.97	+0
5	6	JOHNNY DASH Tahlia Fenlon	6	67.2 400m	0:10.95 400m	1:35.82 [5] (0:14.28)	1:21.54 [6] (0:11.61)	1:09.93 [5] (0:11.91)	0:58.02 [6] (0:12.00)	0:46.02 [4] (0:11.83)	0:34.19 [7] (0:11.02)	0:23.17 [6] (0:10.95)	0:34.19	-2
6	4	CENTRESTONE Andrew Mallyon	3	67.4 400m	0:11.00 400m	1:35.86 [6] (0:14.27)	1:21.59 [5] (0:11.68)	1:09.91 [6] (0:11.79)	0:58.12 [4] (0:12.12)	0:46.00 [6] (0:11.57)	0:34.43 [4] (0:11.11)	0:23.32 [4] (0:11.00)	0:34.43	-1
7	2	SEBRING GIRL Bailey Wheeler	1	66.4 400m	0:11.05 400m	1:35.91 [7] (0:14.13)	1:21.78 [4] (0:11.70)	1:10.08 [4] (0:11.94)	0:58.14 [5] (0:12.07)	0:46.07 [5] (0:11.63)	0:34.44 [5] (0:11.19)	0:23.25 [7] (0:11.05)	0:34.44	-7

Scratched: Cranky Harry (#1), Roller Coaster (#8)

[] Ranking at each section and finish
 -:-:- No data available at this section
 NA No data available

SCN Saddle cloth number
 DNF Did not finish
 DNT Did not track



Eagle Farm QLD Professional

Race 2: SPRING CARNIVAL BOOK NOW Class 5 Handicap - 1600m

20 September 2024 - 13:08



BRISBANE
RACING CLUB

Track Rating: Good 4, Weather: Fine, Rail Position: +7m Entire

Section							200m			Last 600m
Field Times							0:12.15 (0:12.15)			0:34.84
Rank	TAB	Horse/Jockey	Barrier	Top Speed [km/h]	Fastest Section	Margin			Distance Travelled [m]	
1	9	SATAY CHICKEN Kyle Wilson-Taylor	7	67.5 600m	0:10.99 400m	0:11.88 [5] (0:11.88)	1:35.45			0:33.87
2	5	BLAZEN BOOTS Emily Lang	2	66.4 400m	0:11.14 600m	0:12.02 [3] (0:12.02)	0.15L			0:34.30 +2
3	3	FLASHING STEEL Jag Guthmann-Chester	5	66.6 400m	0:11.30 400m	0:12.35 [1] (0:12.35)	1.13L			0:35.04 +1
4	7	PORKY Angela Jones	4	65.6 400m	0:11.27 600m	0:12.37 [2] (0:12.37)	1.93L			0:34.97 +0
5	6	JOHNNY DASH Tahlia Fenlon	6	67.2 400m	0:10.95 400m	0:12.22 [6] (0:12.22)	2.13L			0:34.19 -2
6	4	CENTRESTONE Andrew Mallyon	3	67.4 400m	0:11.00 400m	0:12.32 [4] (0:12.32)	2.37L			0:34.43 -1
7	2	SEBRING GIRL Bailey Wheeler	1	66.4 400m	0:11.05 400m	0:12.20 [7] (0:12.20)	2.67L			0:34.44 -7

Scratched: Cranky Harry (#1), Roller Coaster (#8)



Horse/Jockey Name	Satay Chicken
Final Rank	1
Fastest Section Time (Section)	0:10.99 (400m)
Top Speed [km/h] (Section)	67.5 (600m)
Race State	Finished

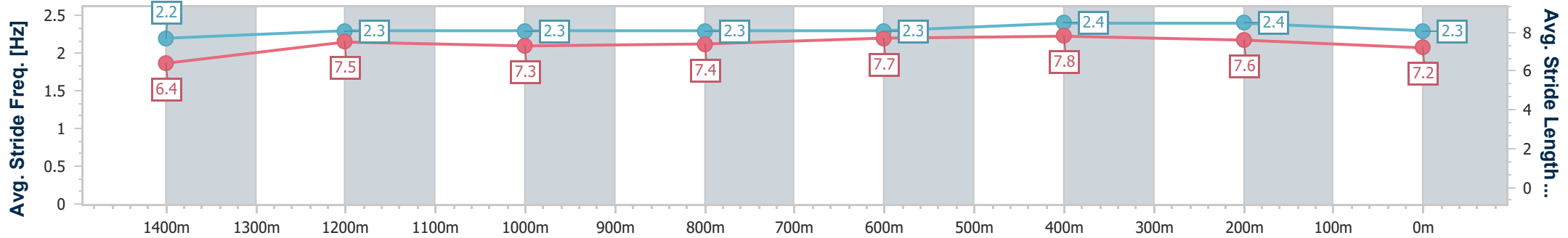
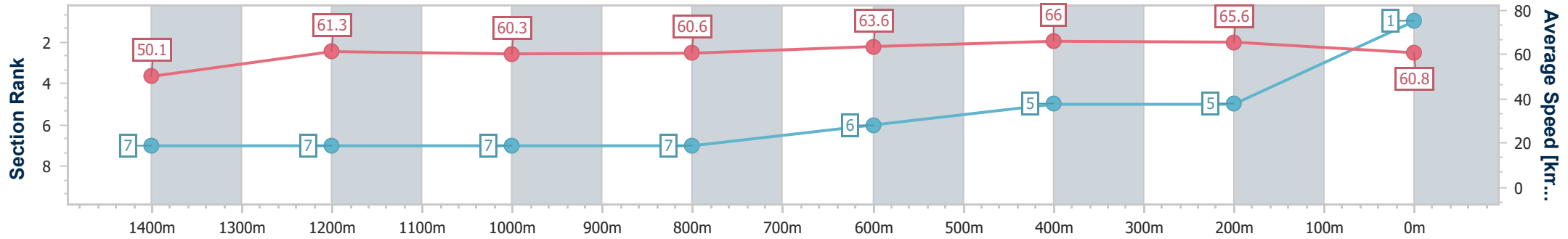


Eagle Farm QLD Professional
 Race 2: SPRING CARNIVAL BOOK NOW Class 5 Handicap - 1600m
 20 September 2024 - 13:08
 Track Rating: Good 4, Weather: Fine, Rail Position: +7m Entire



BRISBANE
RACING CLUB

Section	Overall	1400m	1200m	1000m	800m	600m	400m	200m
Section Times	1:35.45 [1] (0:14.45)	1:21.00 [7] (0:11.79)	1:09.21 [7] (0:11.93)	0:57.28 [7] (0:12.01)	0:45.27 [7] (0:11.40)	0:33.87 [6] (0:11.00)	0:22.87 [5] (0:10.99)	0:11.88 [5] (0:11.88)
Average Speed [km/h]	50.1	61.3	60.3	60.6	63.6	66.0	65.6	60.8
Top Speed [km/h]	61.5	61.7	61.5	62.9	65.5	67.5	67.4	63.4
Avg. Dist. to Rail [m]	10.4	2.6	2.6	2.3	1.6	1.9	5.8	6.5
Avg. Stride Freq. [Hz]	2.2	2.3	2.3	2.3	2.3	2.4	2.4	2.3
Avg. Stride Length [m]	6.4	7.5	7.3	7.4	7.7	7.8	7.6	7.2



- [] Ranking at each section and finish
- .-.- No data available at this section
- NA No data available



Horse/Jockey Name	Blazen Boots
Final Rank	2
Fastest Section Time (Section)	0:11.14 (600m)
Top Speed [km/h] (Section)	66.4 (400m)
Race State	Finished

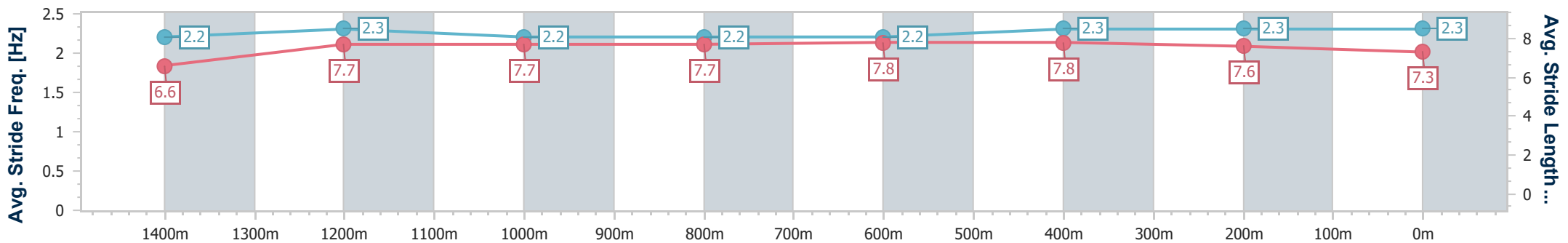
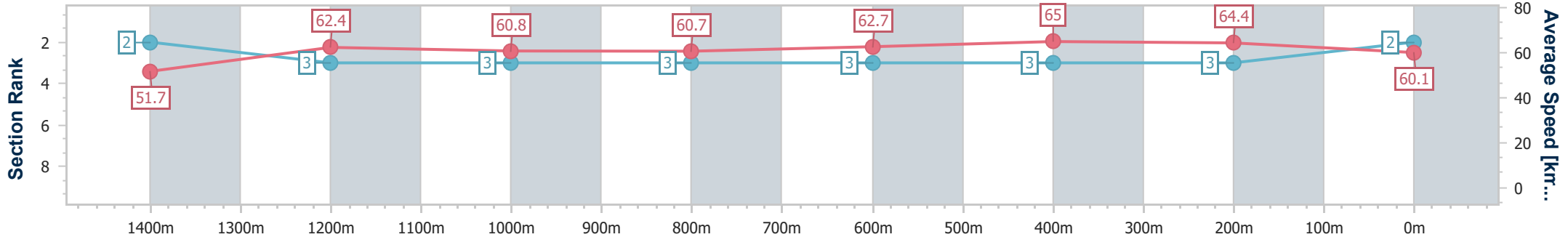


Eagle Farm QLD Professional
 Race 2: SPRING CARNIVAL BOOK NOW Class 5 Handicap - 1600m
 20 September 2024 - 13:08
 Track Rating: Good 4, Weather: Fine, Rail Position: +7m Entire



BRISBANE RACING CLUB

Section	Overall	1400m	1200m	1000m	800m	600m	400m	200m
Section Times	1:35.48 [2] (0:13.96)	1:21.52 [2] (0:11.55)	1:09.97 [3] (0:11.84)	0:58.13 [3] (0:12.13)	0:46.00 [3] (0:11.70)	0:34.30 [3] (0:11.14)	0:23.16 [3] (0:11.14)	0:12.02 [3] (0:12.02)
Average Speed [km/h]	51.7	62.4	60.8	60.7	62.7	65.0	64.4	60.1
Top Speed [km/h]	64.3	64.4	62.1	62.5	64.4	65.8	66.4	62.6
Avg. Dist. to Rail [m]	6.5	2.7	2.8	4.0	4.4	0.9	3.6	4.9
Avg. Stride Freq. [Hz]	2.2	2.3	2.2	2.2	2.2	2.3	2.3	2.3
Avg. Stride Length [m]	6.6	7.7	7.7	7.7	7.8	7.8	7.6	7.3



- [] Ranking at each section and finish
- .-.- No data available at this section
- NA No data available



Horse/Jockey Name	Flashing Steel
Final Rank	3
Fastest Section Time (Section)	0:11.30 (400m)
Top Speed [km/h] (Section)	66.6 (400m)
Race State	Finished



Eagle Farm QLD Professional
Race 2: SPRING CARNIVAL BOOK NOW Class 5 Handicap - 1600m

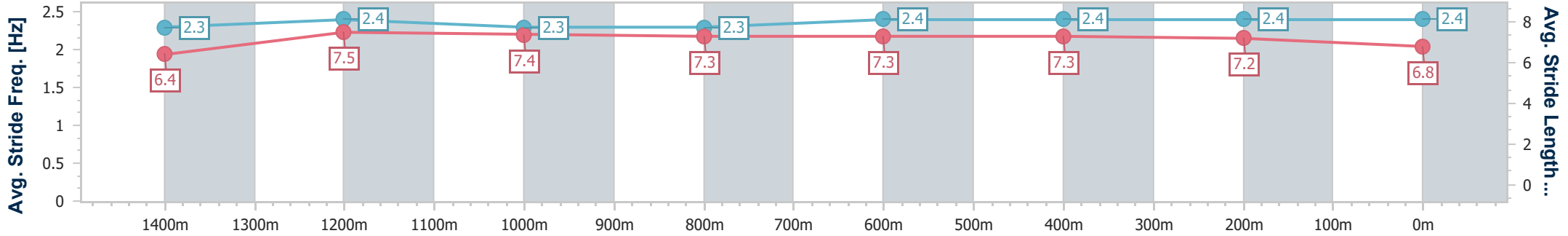
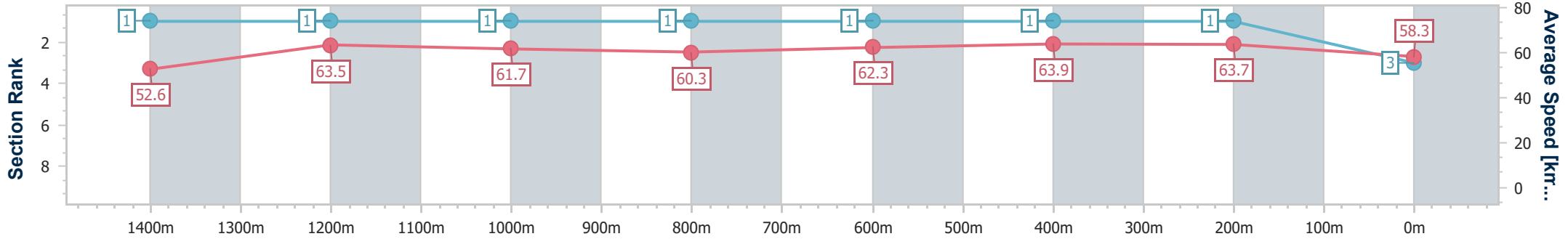
20 September 2024 - 13:08

Track Rating: Good 4, Weather: Fine, Rail Position: +7m Entire



BRISBANE RACING CLUB

Section	Overall	1400m	1200m	1000m	800m	600m	400m	200m
Section Times	1:35.65 [3] (0:13.70)	1:21.95 [1] (0:11.36)	1:10.59 [1] (0:11.70)	0:58.89 [1] (0:12.05)	0:46.84 [1] (0:11.80)	0:35.04 [1] (0:11.39)	0:23.65 [1] (0:11.30)	0:12.35 [1] (0:12.35)
Average Speed [km/h]	52.6	63.5	61.7	60.3	62.3	63.9	63.7	58.3
Top Speed [km/h]	64.1	65.0	63.5	61.6	65.6	65.2	66.6	61.4
Avg. Dist. to Rail [m]	9.5	1.3	0.2	2.5	4.1	2.5	2.6	2.0
Avg. Stride Freq. [Hz]	2.3	2.4	2.3	2.3	2.4	2.4	2.4	2.4
Avg. Stride Length [m]	6.4	7.5	7.4	7.3	7.3	7.3	7.2	6.8



- [] Ranking at each section and finish
- .-.- No data available at this section
- NA No data available



Horse/Jockey Name	Porky
Final Rank	4
Fastest Section Time (Section)	0:11.27 (600m)
Top Speed [km/h] (Section)	65.6 (400m)
Race State	Finished

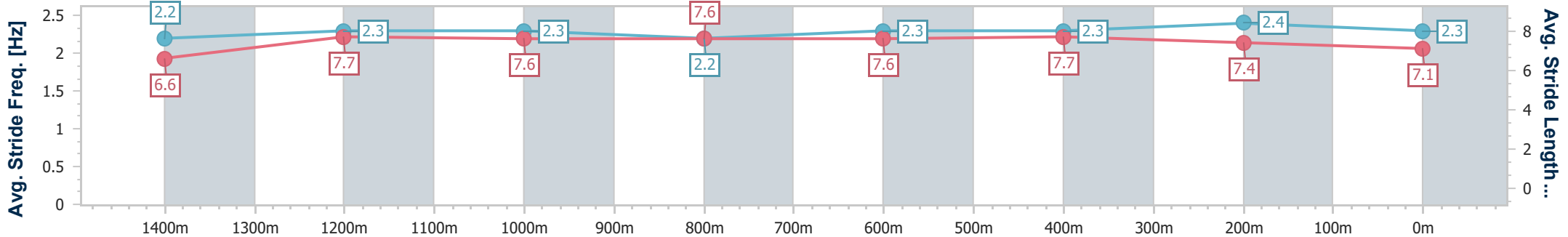
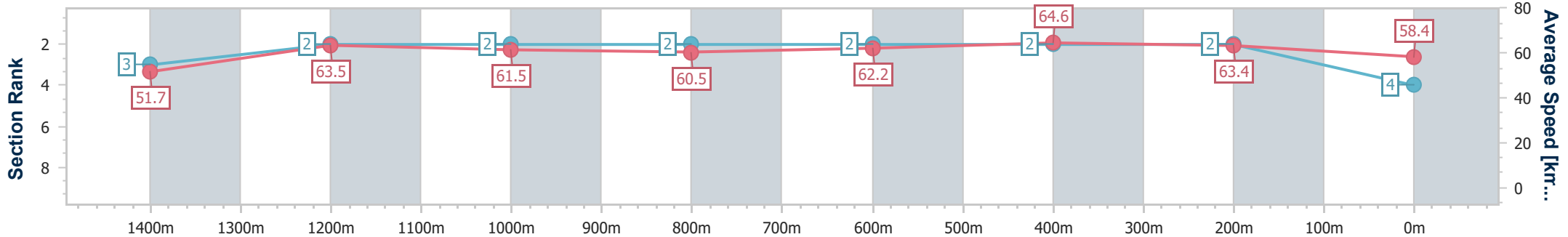


Eagle Farm QLD Professional
 Race 2: SPRING CARNIVAL BOOK NOW Class 5 Handicap - 1600m
 20 September 2024 - 13:08
 Track Rating: Good 4, Weather: Fine, Rail Position: +7m Entire



BRISBANE RACING CLUB

Section	Overall	1400m	1200m	1000m	800m	600m	400m	200m
Section Times	1:35.78 [4] (0:14.01)	1:21.77 [3] (0:11.34)	1:10.43 [2] (0:11.71)	0:58.72 [2] (0:11.96)	0:46.76 [2] (0:11.79)	0:34.97 [2] (0:11.27)	0:23.70 [2] (0:11.33)	0:12.37 [2] (0:12.37)
Average Speed [km/h]	51.7	63.5	61.5	60.5	62.2	64.6	63.4	58.4
Top Speed [km/h]	64.7	64.6	62.8	61.5	64.0	65.6	65.6	61.8
Avg. Dist. to Rail [m]	9.1	2.2	1.1	1.0	3.7	2.2	3.1	2.7
Avg. Stride Freq. [Hz]	2.2	2.3	2.3	2.2	2.3	2.3	2.4	2.3
Avg. Stride Length [m]	6.6	7.7	7.6	7.6	7.6	7.7	7.4	7.1



- [] Ranking at each section and finish
- .-.- No data available at this section
- NA No data available



Horse/Jockey Name	Johnny Dash
Final Rank	5
Fastest Section Time (Section)	0:10.95 (400m)
Top Speed [km/h] (Section)	67.2 (400m)
Race State	Finished



Eagle Farm QLD Professional
Race 2: SPRING CARNIVAL BOOK NOW Class 5 Handicap - 1600m

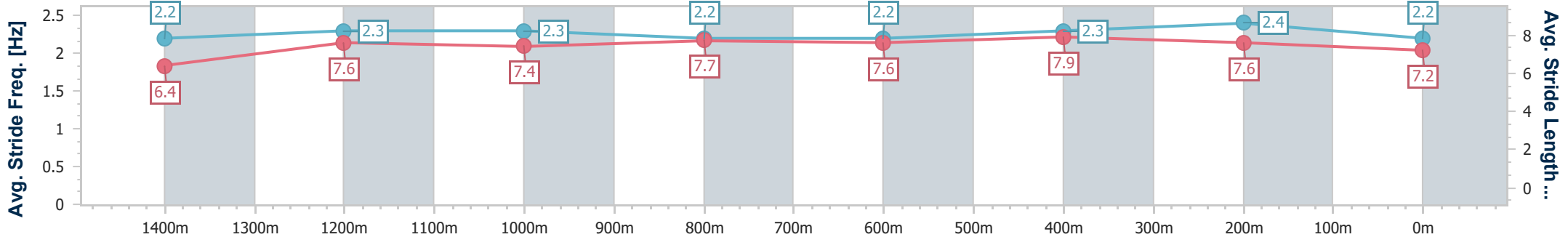
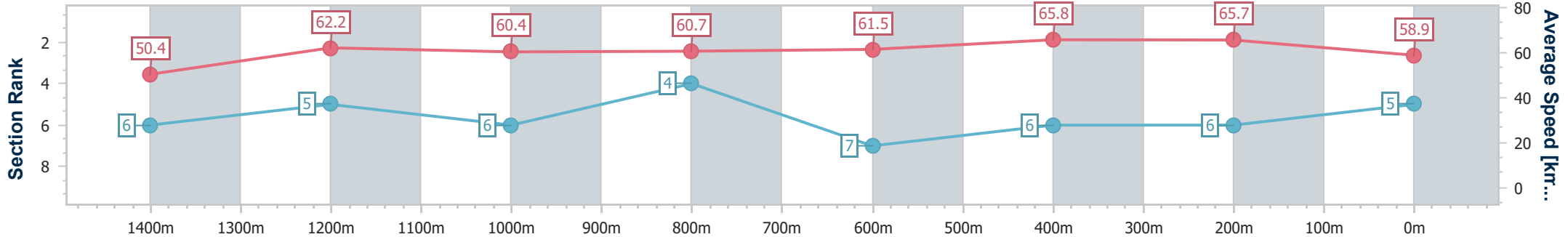
20 September 2024 - 13:08

Track Rating: Good 4, Weather: Fine, Rail Position: +7m Entire



BRISBANE RACING CLUB

Section	Overall	1400m	1200m	1000m	800m	600m	400m	200m
Section Times	1:35.82 [5] (0:14.28)	1:21.54 [6] (0:11.61)	1:09.93 [5] (0:11.91)	0:58.02 [6] (0:12.00)	0:46.02 [4] (0:11.83)	0:34.19 [7] (0:11.02)	0:23.17 [6] (0:10.95)	0:12.22 [6] (0:12.22)
Average Speed [km/h]	50.4	62.2	60.4	60.7	61.5	65.8	65.7	58.9
Top Speed [km/h]	64.1	63.0	62.4	61.7	64.6	66.7	67.2	62.8
Avg. Dist. to Rail [m]	8.4	1.3	1.0	1.9	2.8	1.2	3.6	3.5
Avg. Stride Freq. [Hz]	2.2	2.3	2.3	2.2	2.2	2.3	2.4	2.2
Avg. Stride Length [m]	6.4	7.6	7.4	7.7	7.6	7.9	7.6	7.2



- [] Ranking at each section and finish
- .-.- No data available at this section
- NA No data available



Horse/Jockey Name	Centrestone
Final Rank	6
Fastest Section Time (Section)	0:11.00 (400m)
Top Speed [km/h] (Section)	67.4 (400m)
Race State	Finished

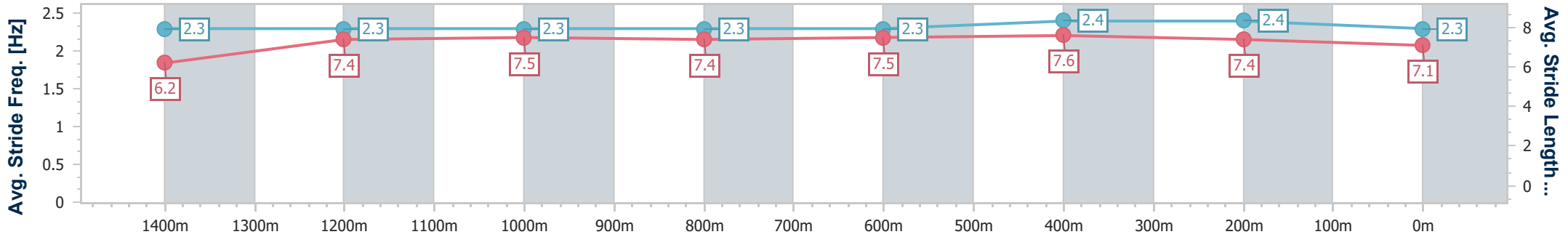
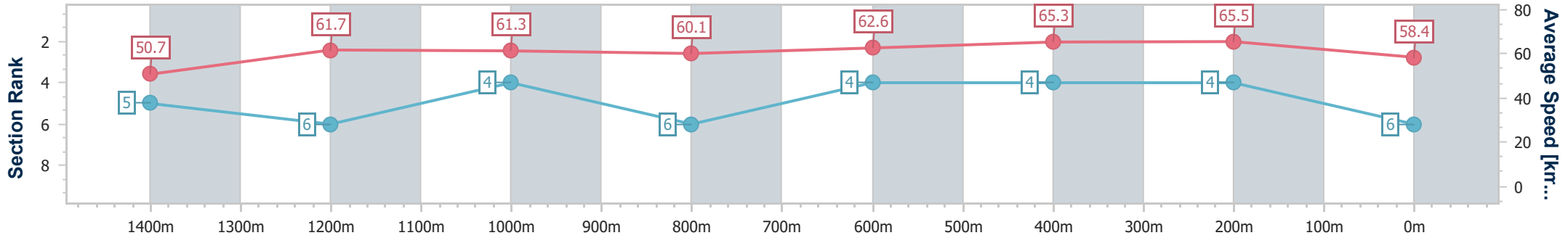


Eagle Farm QLD Professional
 Race 2: SPRING CARNIVAL BOOK NOW Class 5 Handicap - 1600m
 20 September 2024 - 13:08
 Track Rating: Good 4, Weather: Fine, Rail Position: +7m Entire



BRISBANE RACING CLUB

Section	Overall	1400m	1200m	1000m	800m	600m	400m	200m
Section Times	1:35.86 [6] (0:14.27)	1:21.59 [5] (0:11.68)	1:09.91 [6] (0:11.79)	0:58.12 [4] (0:12.12)	0:46.00 [6] (0:11.57)	0:34.43 [4] (0:11.11)	0:23.32 [4] (0:11.00)	0:12.32 [4] (0:12.32)
Average Speed [km/h]	50.7	61.7	61.3	60.1	62.6	65.3	65.5	58.4
Top Speed [km/h]	62.4	62.8	62.5	61.5	65.3	66.7	67.4	62.4
Avg. Dist. to Rail [m]	8.1	3.4	3.2	2.5	1.6	1.8	5.4	6.0
Avg. Stride Freq. [Hz]	2.3	2.3	2.3	2.3	2.3	2.4	2.4	2.3
Avg. Stride Length [m]	6.2	7.4	7.5	7.4	7.5	7.6	7.4	7.1



- [] Ranking at each section and finish
- .-.- No data available at this section
- NA No data available



Horse/Jockey Name	Sebring Girl
Final Rank	7
Fastest Section Time (Section)	0:11.05 (400m)
Top Speed [km/h] (Section)	66.4 (400m)
Race State	Finished



Eagle Farm QLD Professional
Race 2: SPRING CARNIVAL BOOK NOW Class 5 Handicap - 1600m

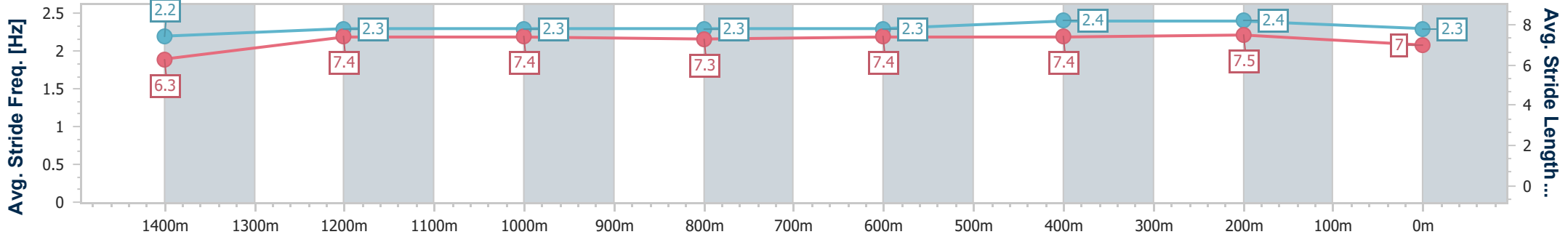
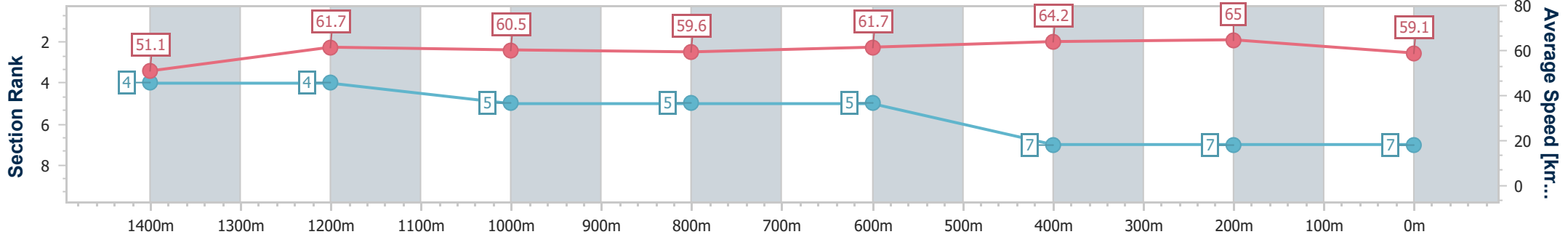
20 September 2024 - 13:08

Track Rating: Good 4, Weather: Fine, Rail Position: +7m Entire



BRISBANE RACING CLUB

Section	Overall	1400m	1200m	1000m	800m	600m	400m	200m
Section Times	1:35.91 [7] (0:14.13)	1:21.78 [4] (0:11.70)	1:10.08 [4] (0:11.94)	0:58.14 [5] (0:12.07)	0:46.07 [5] (0:11.63)	0:34.44 [5] (0:11.19)	0:23.25 [7] (0:11.05)	0:12.20 [7] (0:12.20)
Average Speed [km/h]	51.1	61.7	60.5	59.6	61.7	64.2	65.0	59.1
Top Speed [km/h]	62.1	62.4	61.3	61.1	62.8	66.0	66.4	62.7
Avg. Dist. to Rail [m]	6.0	0.8	1.4	0.4	0.5	1.2	0.5	0.4
Avg. Stride Freq. [Hz]	2.2	2.3	2.3	2.3	2.3	2.4	2.4	2.3
Avg. Stride Length [m]	6.3	7.4	7.4	7.3	7.4	7.4	7.5	7.0



- [] Ranking at each section and finish
- .-.- No data available at this section
- NA No data available