

Track Rating: Good 4, Weather: Fine, Rail Position: +1m Entire

Section													Last 600m	
Field Times		Overall	1000m	800m	600m	400m	200m						0:35.80	
		1:06.66 (0:08.52)	0:58.14 (0:11.02)	0:47.12 (0:11.32)	0:35.80 (0:11.80)	0:24.00 (0:12.12)	0:11.88 (0:11.88)							
Rank	TAB	Horse/Jockey	Barrier	Top Speed [km/h]	Fastest Section							Margin	Distance Travelled [m]	
1	18	PACIFIC PIRATE Robbie Dolan	14	65.4 800m	0:09.28 Overall	1:06.66 [1] (0:09.28)	0:57.38 [10] (0:11.16)	0:46.22 [10] (0:11.25)	0:34.97 [10] (0:11.64)	0:23.33 [9] (0:11.57)	0:11.76 [3] (0:11.76)	1:06.66	0:34.97	
2	19	TORERA Martin Harley	2	66.2 1000m	0:08.89 Overall	1:06.75 [2] (0:08.89)	0:57.86 [8] (0:11.10)	0:46.76 [6] (0:11.37)	0:35.39 [6] (0:11.81)	0:23.58 [7] (0:11.78)	0:11.80 [6] (0:11.80)	0.52L	0:35.39	-1
3	22	ANTILLES Shania Willis	11	66.4 800m	0:08.96 Overall	1:06.94 [3] (0:08.96)	0:57.98 [9] (0:11.40)	0:46.58 [8] (0:11.24)	0:35.34 [9] (0:11.83)	0:23.51 [10] (0:11.74)	0:11.77 [10] (0:11.77)	1.61L	0:35.34	+5
4	17	PLAY IT AS IT LAYS Tahlia Fenlon	1	66.2 1000m	0:08.64 Overall	1:07.00 [4] (0:08.64)	0:58.36 [3] (0:11.09)	0:47.27 [3] (0:11.42)	0:35.85 [4] (0:11.78)	0:24.07 [4] (0:12.00)	0:12.07 [5] (0:12.07)	2.01L	0:35.85	-2
5	12	TORQUE TOTHE STARS Andrew Mallyon	7	65.4 1000m	0:08.87 Overall	1:07.09 [5] (0:08.87)	0:58.22 [7] (0:11.16)	0:47.06 [7] (0:11.36)	0:35.70 [7] (0:11.78)	0:23.92 [8] (0:11.79)	0:12.13 [7] (0:12.13)	2.5L	0:35.70	+3
6	1	ANGELIC BOOM Chelsea Baker	8	66.9 1000m	0:08.70 Overall	1:07.15 [6] (0:08.70)	0:58.45 [4] (0:11.05)	0:47.40 [5] (0:11.37)	0:36.03 [3] (0:11.80)	0:24.23 [3] (0:11.99)	0:12.24 [4] (0:12.24)	2.88L	0:36.03	+7
7	13	TOTALLY UNDERRATED Justin Huxtable	21	66.1 800m	0:08.86 Overall	1:07.32 [7] (0:08.86)	0:58.46 [6] (0:11.52)	0:46.94 [9] (0:11.20)	0:35.74 [8] (0:11.56)	0:24.18 [6] (0:11.96)	0:12.22 [9] (0:12.22)	3.87L	0:35.74	+6
8	15	SINGED Rob Thorburn	4	66.9 1000m	0:08.77 Overall	1:07.34 [8] (0:08.77)	0:58.57 [5] (0:10.96)	0:47.61 [4] (0:11.44)	0:36.17 [5] (0:11.82)	0:24.35 [5] (0:12.09)	0:12.26 [8] (0:12.26)	3.98L	0:36.17	+3
9	3	CHERRY POP Micheal Hellyer	5	66.6 1000m	0:08.58 Overall	1:07.37 [9] (0:08.58)	0:58.79 [2] (0:10.96)	0:47.83 [1] (0:11.32)	0:36.51 [1] (0:11.80)	0:24.71 [1] (0:12.12)	0:12.59 [1] (0:12.59)	4.18L	0:36.51	-2
10	4	REEMYA Cejay Graham	6	66.1 1000m	0:08.52 Overall	1:07.49 [10] (0:08.52)	0:58.97 [1] (0:11.03)	0:47.94 [2] (0:11.42)	0:36.52 [2] (0:11.78)	0:24.74 [2] (0:12.07)	0:12.67 [2] (0:12.67)	4.85L	0:36.52	+3

Scratched: Pipatina (#16), Vesper Lynd (#5), Blue Eye Dame (#21), Blind Desire (#6), Miss Personality (#2), Torque Ti Amo (#11), Kabukicho (#14), Bollinger Miss (#7), Capital Beauty (#9), Pride Of Venus (#1)



Horse/Jockey Name	Pacific Pirate
Final Rank	1
Fastest Section Time (Section)	0:09.28 (Overall)
Top Speed [km/h] (Section)	65.4 (800m)
Race State	Finished



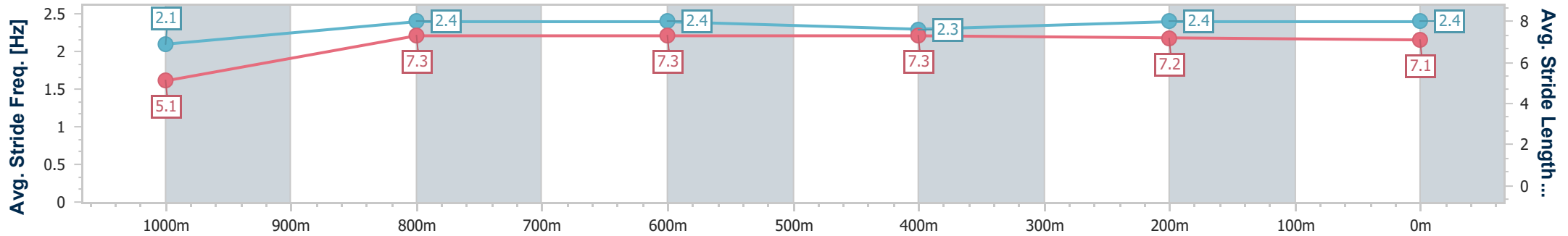
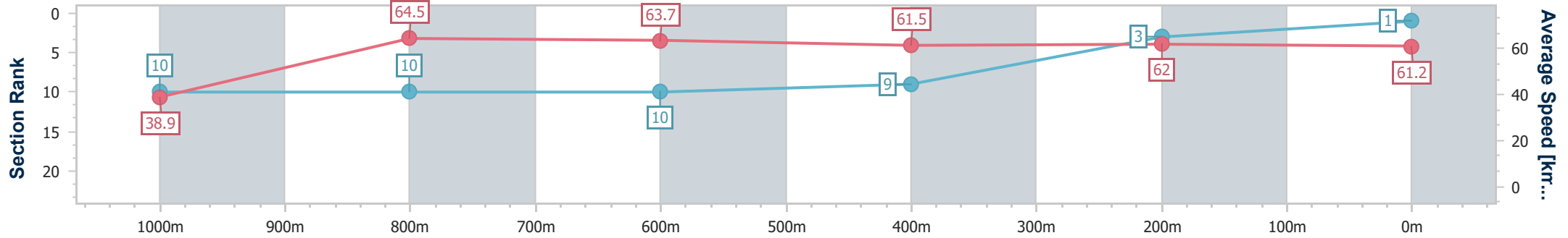
Ipswich QLD Professional
Race 4: IMPERIAL RACING Fillies and Mares Maiden Handicap - 1100m



19 September 2024 - 14:27

Track Rating: Good 4, Weather: Fine, Rail Position: +1m Entire

Section	Overall	1000m	800m	600m	400m	200m
Section Times	1:06.66 [1] (0:09.28)	0:57.38 [10] (0:11.16)	0:46.22 [10] (0:11.25)	0:34.97 [10] (0:11.64)	0:23.33 [9] (0:11.57)	0:11.76 [3] (0:11.76)
Average Speed [km/h]	38.9	64.5	63.7	61.5	62.0	61.2
Top Speed [km/h]	63.5	65.0	65.4	62.0	63.0	62.5
Avg. Dist. to Rail [m]	11.0	1.8	1.3	1.6	1.3	3.3
Avg. Stride Freq. [Hz]	2.1	2.4	2.4	2.3	2.4	2.4
Avg. Stride Length [m]	5.1	7.3	7.3	7.3	7.2	7.1



- [] Ranking at each section and finish
- .-.- No data available at this section
- NA No data available



Horse/Jockey Name	Torera
Final Rank	2
Fastest Section Time (Section)	0:08.89 (Overall)
Top Speed [km/h] (Section)	66.2 (1000m)
Race State	Finished



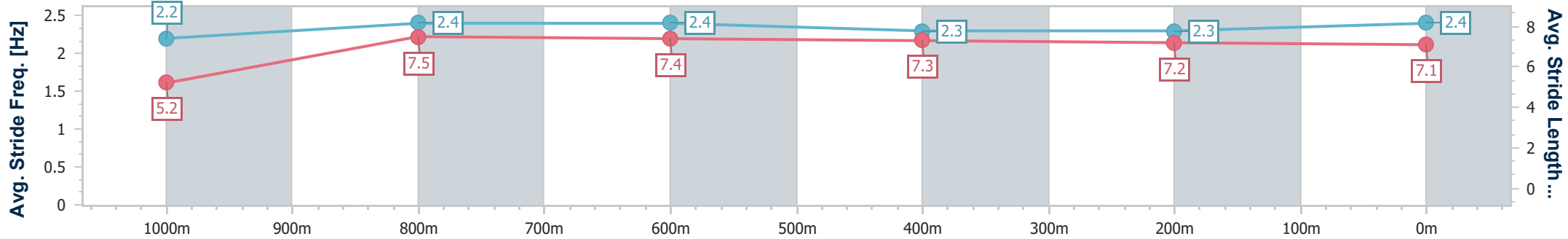
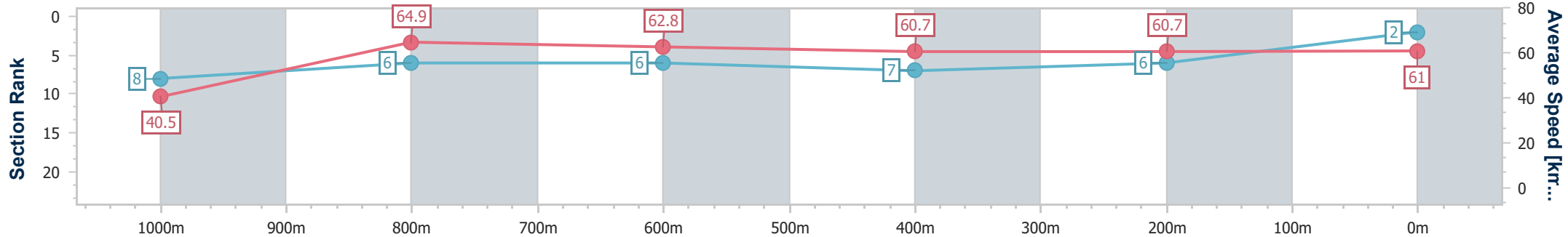
Ipswich QLD Professional
Race 4: IMPERIAL RACING Fillies and Mares Maiden Handicap - 1100m



19 September 2024 - 14:27

Track Rating: Good 4, Weather: Fine, Rail Position: +1m Entire

Section	Overall	1000m	800m	600m	400m	200m
Section Times	1:06.75 [2] (0:08.89)	0:57.86 [8] (0:11.10)	0:46.76 [6] (0:11.37)	0:35.39 [6] (0:11.81)	0:23.58 [7] (0:11.78)	0:11.80 [6] (0:11.80)
Average Speed [km/h]	40.5	64.9	62.8	60.7	60.7	61.0
Top Speed [km/h]	63.9	66.2	66.2	61.3	62.5	62.5
Avg. Dist. to Rail [m]	3.1	0.5	1.6	1.6	1.3	1.1
Avg. Stride Freq. [Hz]	2.2	2.4	2.4	2.3	2.3	2.4
Avg. Stride Length [m]	5.2	7.5	7.4	7.3	7.2	7.1



- [] Ranking at each section and finish
- .-.- No data available at this section
- NA No data available



Horse/Jockey Name	Antilles
Final Rank	3
Fastest Section Time (Section)	0:08.96 (Overall)
Top Speed [km/h] (Section)	66.4 (800m)
Race State	Finished



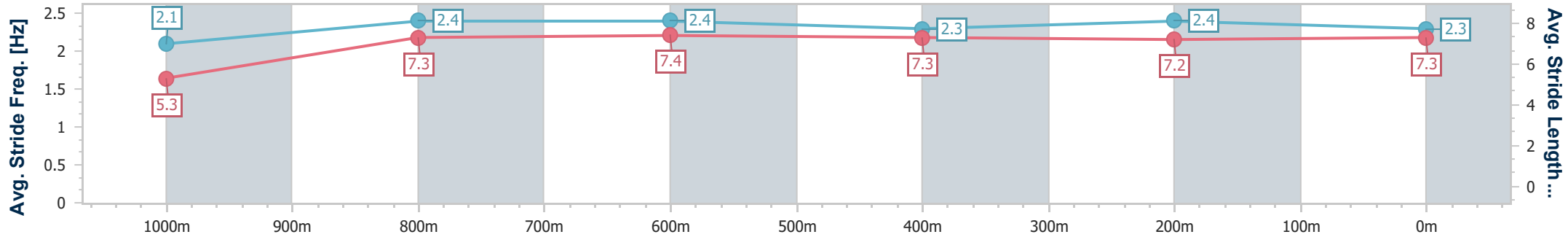
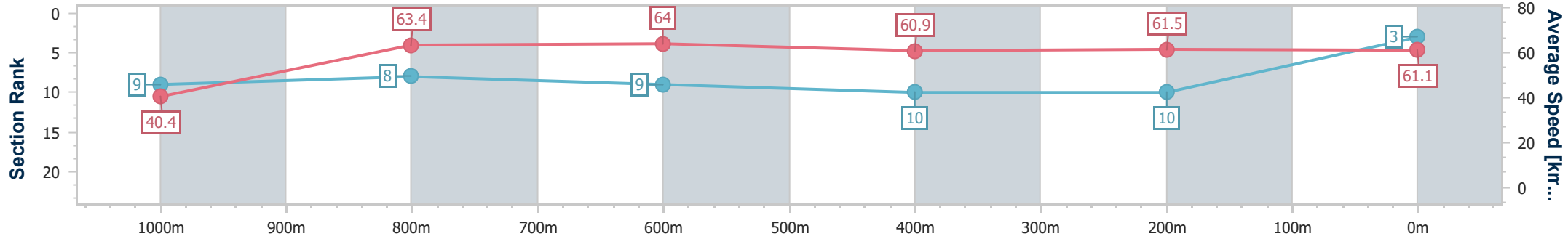
Ipswich QLD Professional
Race 4: IMPERIAL RACING Fillies and Mares Maiden Handicap - 1100m



19 September 2024 - 14:27

Track Rating: Good 4, Weather: Fine, Rail Position: +1m Entire

Section	Overall	1000m	800m	600m	400m	200m
Section Times	1:06.94 [3] (0:08.96)	0:57.98 [9] (0:11.40)	0:46.58 [8] (0:11.24)	0:35.34 [9] (0:11.83)	0:23.51 [10] (0:11.74)	0:11.77 [10] (0:11.77)
Average Speed [km/h]	40.4	63.4	64.0	60.9	61.5	61.1
Top Speed [km/h]	62.4	64.8	66.4	62.4	62.5	61.8
Avg. Dist. to Rail [m]	8.6	1.7	0.3	0.3	2.0	4.9
Avg. Stride Freq. [Hz]	2.1	2.4	2.4	2.3	2.4	2.3
Avg. Stride Length [m]	5.3	7.3	7.4	7.3	7.2	7.3



- [] Ranking at each section and finish
- .-.- No data available at this section
- NA No data available



Horse/Jockey Name	Play It As It Lays
Final Rank	4
Fastest Section Time (Section)	0:08.64 (Overall)
Top Speed [km/h] (Section)	66.2 (1000m)
Race State	Finished



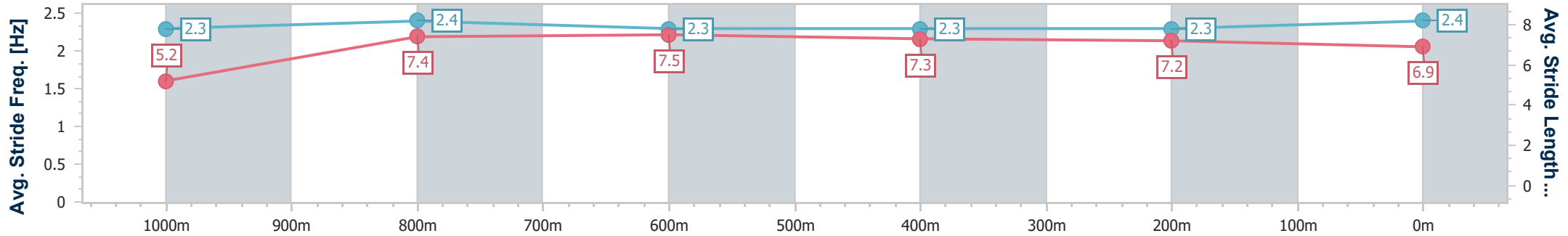
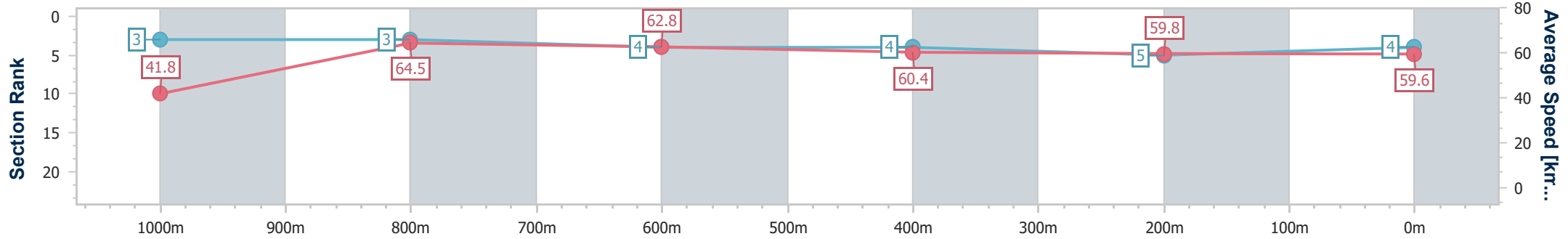
Ipswich QLD Professional
Race 4: IMPERIAL RACING Fillies and Mares Maiden Handicap - 1100m



19 September 2024 - 14:27

Track Rating: Good 4, Weather: Fine, Rail Position: +1m Entire

Section	Overall	1000m	800m	600m	400m	200m
Section Times	1:07.00 [4] (0:08.64)	0:58.36 [3] (0:11.09)	0:47.27 [3] (0:11.42)	0:35.85 [4] (0:11.78)	0:24.07 [4] (0:12.00)	0:12.07 [5] (0:12.07)
Average Speed [km/h]	41.8	64.5	62.8	60.4	59.8	59.6
Top Speed [km/h]	62.2	66.2	64.2	61.5	60.7	60.8
Avg. Dist. to Rail [m]	2.1	1.0	2.0	2.0	1.0	1.9
Avg. Stride Freq. [Hz]	2.3	2.4	2.3	2.3	2.3	2.4
Avg. Stride Length [m]	5.2	7.4	7.5	7.3	7.2	6.9



- [] Ranking at each section and finish
- .-.- No data available at this section
- NA No data available



Horse/Jockey Name	Torque Tothe Stars
Final Rank	5
Fastest Section Time (Section)	0:08.87 (Overall)
Top Speed [km/h] (Section)	65.4 (1000m)
Race State	Finished



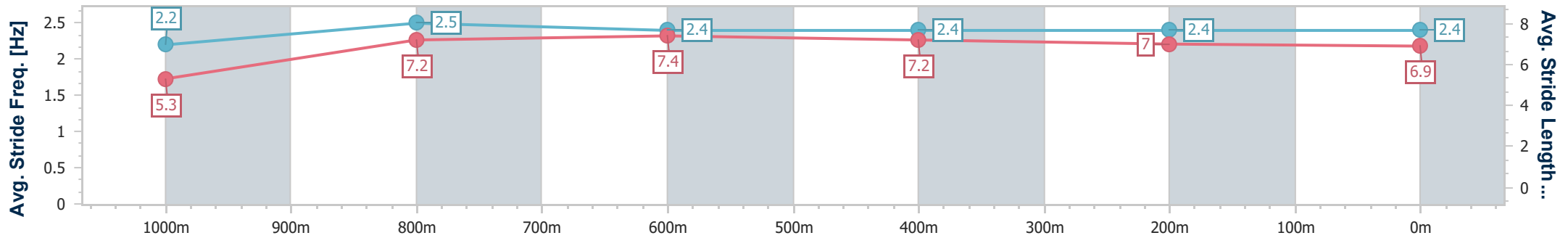
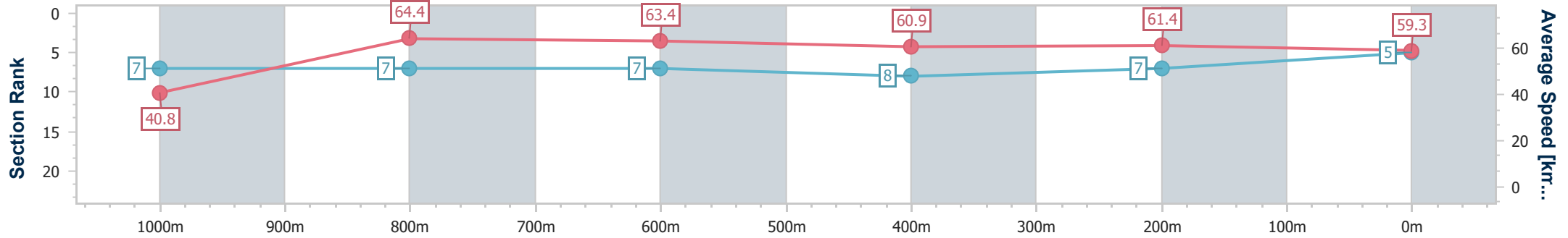
Ipswich QLD Professional
Race 4: IMPERIAL RACING Fillies and Mares Maiden Handicap - 1100m



19 September 2024 - 14:27

Track Rating: Good 4, Weather: Fine, Rail Position: +1m Entire

Section	Overall	1000m	800m	600m	400m	200m
Section Times	1:07.09 [5] (0:08.87)	0:58.22 [7] (0:11.16)	0:47.06 [7] (0:11.36)	0:35.70 [7] (0:11.78)	0:23.92 [8] (0:11.79)	0:12.13 [7] (0:12.13)
Average Speed [km/h]	40.8	64.4	63.4	60.9	61.4	59.3
Top Speed [km/h]	62.2	65.4	65.3	61.9	62.3	60.5
Avg. Dist. to Rail [m]	6.4	0.8	0.6	0.4	2.0	5.9
Avg. Stride Freq. [Hz]	2.2	2.5	2.4	2.4	2.4	2.4
Avg. Stride Length [m]	5.3	7.2	7.4	7.2	7.0	6.9



- [] Ranking at each section and finish
- .-.- No data available at this section
- NA No data available



Horse/Jockey Name	Angelic Boom
Final Rank	6
Fastest Section Time (Section)	0:08.70 (Overall)
Top Speed [km/h] (Section)	66.9 (1000m)
Race State	Finished



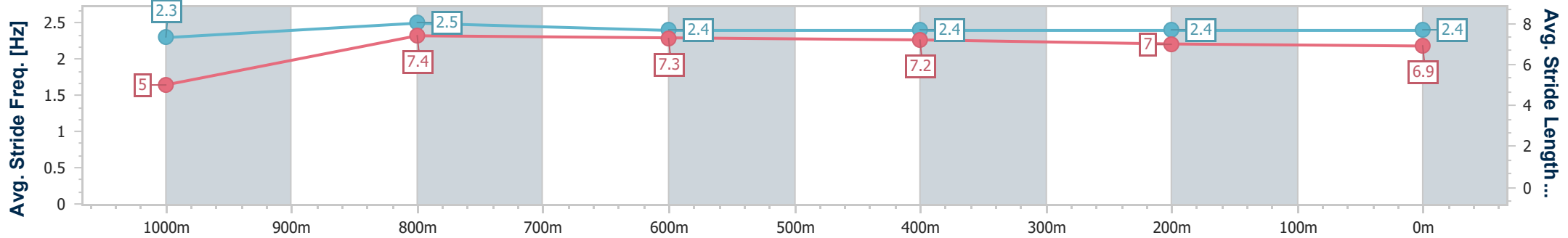
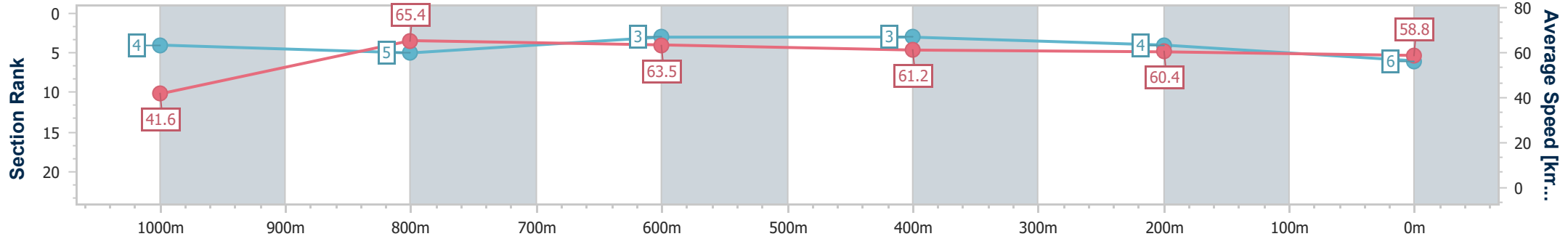
Ipswich QLD Professional
Race 4: IMPERIAL RACING Fillies and Mares Maiden Handicap - 1100m



19 September 2024 - 14:27

Track Rating: Good 4, Weather: Fine, Rail Position: +1m Entire

Section	Overall	1000m	800m	600m	400m	200m
Section Times	1:07.15 [6] (0:08.70)	0:58.45 [4] (0:11.05)	0:47.40 [5] (0:11.37)	0:36.03 [3] (0:11.80)	0:24.23 [3] (0:11.99)	0:12.24 [4] (0:12.24)
Average Speed [km/h]	41.6	65.4	63.5	61.2	60.4	58.8
Top Speed [km/h]	62.7	66.9	66.7	62.5	61.0	60.8
Avg. Dist. to Rail [m]	8.4	2.6	1.2	0.7	1.5	3.2
Avg. Stride Freq. [Hz]	2.3	2.5	2.4	2.4	2.4	2.4
Avg. Stride Length [m]	5.0	7.4	7.3	7.2	7.0	6.9



- [] Ranking at each section and finish
- .-.- No data available at this section
- NA No data available



Horse/Jockey Name	Totally Underrated
Final Rank	7
Fastest Section Time (Section)	0:08.86 (Overall)
Top Speed [km/h] (Section)	66.1 (800m)
Race State	Finished



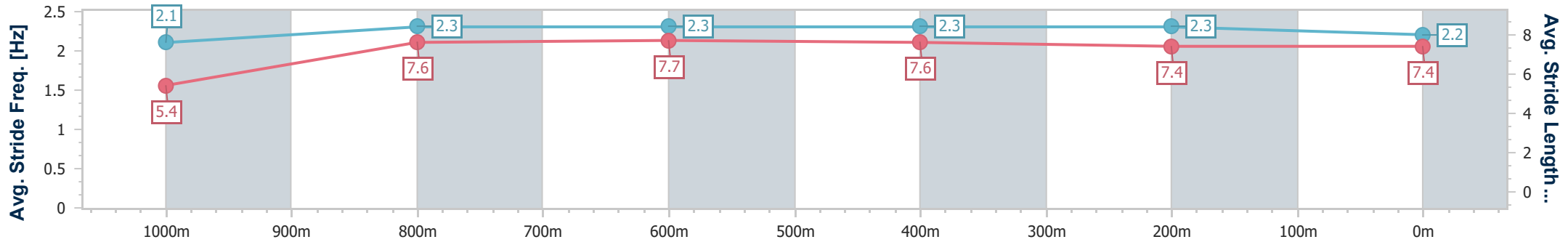
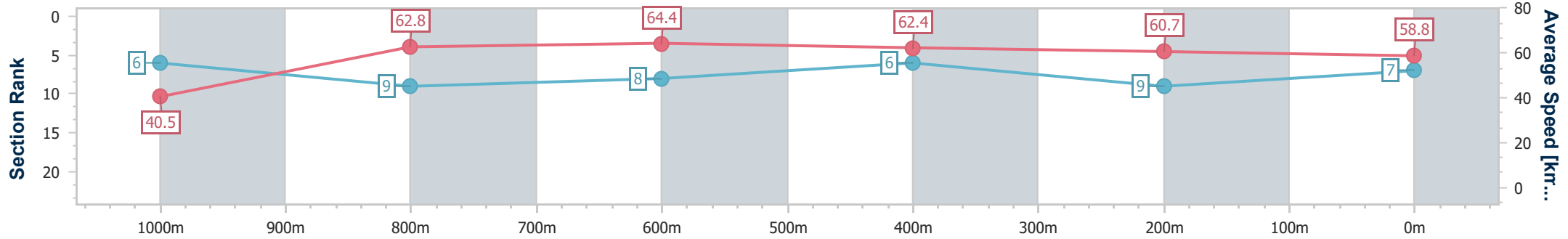
Ipswich QLD Professional
Race 4: IMPERIAL RACING Fillies and Mares Maiden Handicap - 1100m



19 September 2024 - 14:27

Track Rating: Good 4, Weather: Fine, Rail Position: +1m Entire

Section	Overall	1000m	800m	600m	400m	200m
Section Times	1:07.32 [7] (0:08.86)	0:58.46 [6] (0:11.52)	0:46.94 [9] (0:11.20)	0:35.74 [8] (0:11.56)	0:24.18 [6] (0:11.96)	0:12.22 [9] (0:12.22)
Average Speed [km/h]	40.5	62.8	64.4	62.4	60.7	58.8
Top Speed [km/h]	59.2	65.1	66.1	63.8	61.6	61.5
Avg. Dist. to Rail [m]	10.7	2.8	0.4	0.5	3.5	7.2
Avg. Stride Freq. [Hz]	2.1	2.3	2.3	2.3	2.3	2.2
Avg. Stride Length [m]	5.4	7.6	7.7	7.6	7.4	7.4



- [] Ranking at each section and finish
- .-.- No data available at this section
- NA No data available



Horse/Jockey Name	Singed
Final Rank	8
Fastest Section Time (Section)	0:08.77 (Overall)
Top Speed [km/h] (Section)	66.9 (1000m)
Race State	Finished



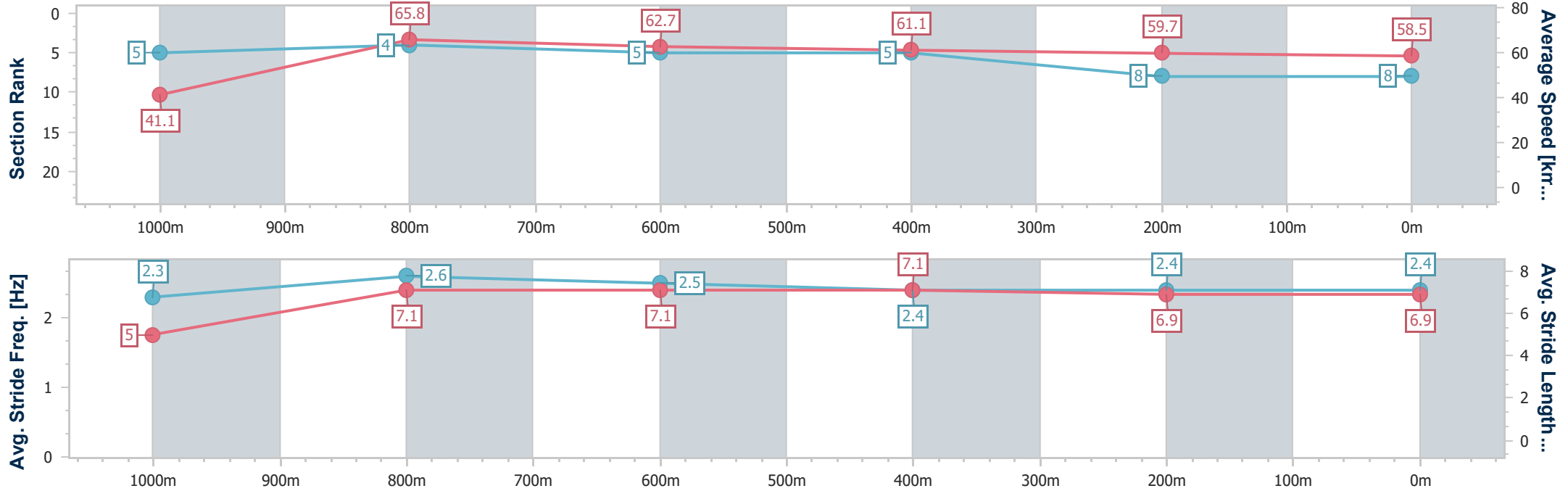
Ipswich QLD Professional
Race 4: IMPERIAL RACING Fillies and Mares Maiden Handicap - 1100m



19 September 2024 - 14:27

Track Rating: Good 4, Weather: Fine, Rail Position: +1m Entire

Section	Overall	1000m	800m	600m	400m	200m
Section Times	1:07.34 [8] (0:08.77)	0:58.57 [5] (0:10.96)	0:47.61 [4] (0:11.44)	0:36.17 [5] (0:11.82)	0:24.35 [5] (0:12.09)	0:12.26 [8] (0:12.26)
Average Speed [km/h]	41.1	65.8	62.7	61.1	59.7	58.5
Top Speed [km/h]	64.0	66.9	65.7	61.7	60.8	59.3
Avg. Dist. to Rail [m]	4.9	0.7	0.3	0.2	1.0	2.6
Avg. Stride Freq. [Hz]	2.3	2.6	2.5	2.4	2.4	2.4
Avg. Stride Length [m]	5.0	7.1	7.1	7.1	6.9	6.9



- [] Ranking at each section and finish
- .-.- No data available at this section
- NA No data available



Horse/Jockey Name	Cherry Pop
Final Rank	9
Fastest Section Time (Section)	0:08.58 (Overall)
Top Speed [km/h] (Section)	66.6 (1000m)
Race State	Finished



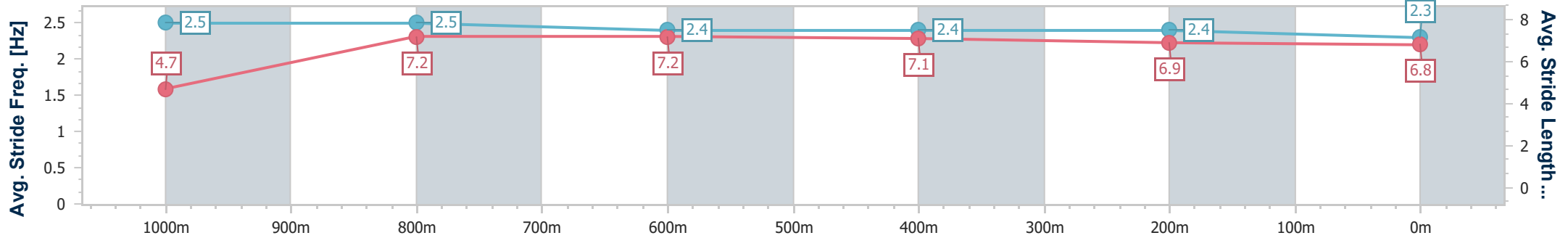
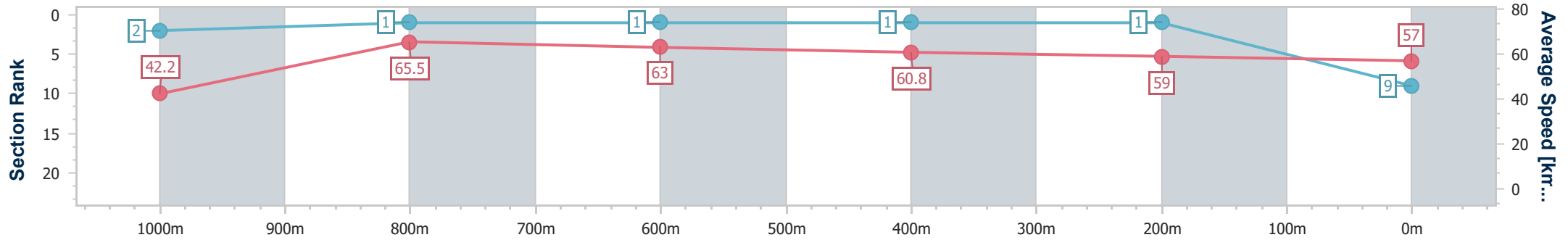
Ipswich QLD Professional
Race 4: IMPERIAL RACING Fillies and Mares Maiden Handicap
- 1100m



19 September 2024 - 14:27

Track Rating: Good 4, Weather: Fine, Rail Position: +1m Entire

Section	Overall	1000m	800m	600m	400m	200m
Section Times	1:07.37 [9] (0:08.58)	0:58.79 [2] (0:10.96)	0:47.83 [1] (0:11.32)	0:36.51 [1] (0:11.80)	0:24.71 [1] (0:12.12)	0:12.59 [1] (0:12.59)
Average Speed [km/h]	42.2	65.5	63.0	60.8	59.0	57.0
Top Speed [km/h]	64.4	66.6	65.2	61.7	60.0	58.5
Avg. Dist. to Rail [m]	5.2	1.1	2.0	1.8	1.2	1.6
Avg. Stride Freq. [Hz]	2.5	2.5	2.4	2.4	2.4	2.3
Avg. Stride Length [m]	4.7	7.2	7.2	7.1	6.9	6.8





Horse/Jockey Name	Reemya
Final Rank	10
Fastest Section Time (Section)	0:08.52 (Overall)
Top Speed [km/h] (Section)	66.1 (1000m)
Race State	Finished



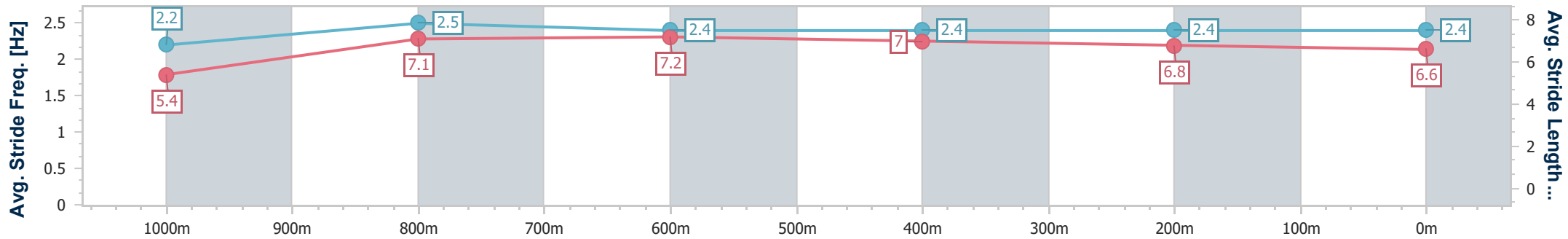
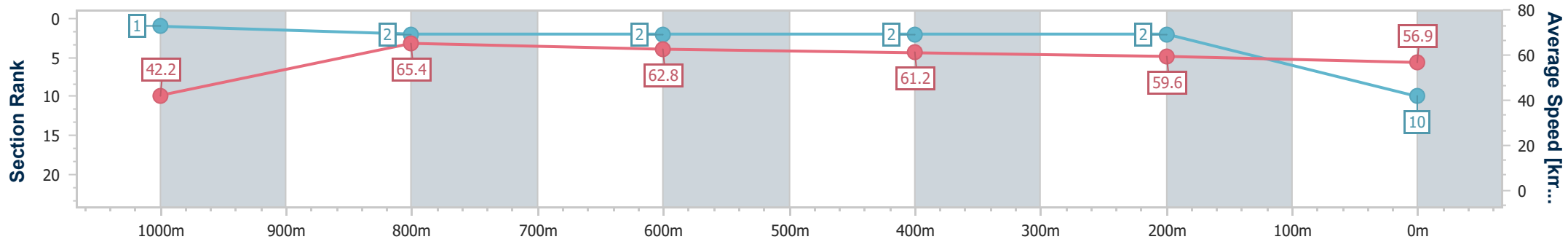
Ipswich QLD Professional
Race 4: IMPERIAL RACING Fillies and Mares Maiden Handicap - 1100m



19 September 2024 - 14:27

Track Rating: Good 4, Weather: Fine, Rail Position: +1m Entire

Section	Overall	1000m	800m	600m	400m	200m
Section Times	1:07.49 [10] (0:08.52)	0:58.97 [1] (0:11.03)	0:47.94 [2] (0:11.42)	0:36.52 [2] (0:11.78)	0:24.74 [2] (0:12.07)	0:12.67 [2] (0:12.67)
Average Speed [km/h]	42.2	65.4	62.8	61.2	59.6	56.9
Top Speed [km/h]	63.4	66.1	65.0	61.9	60.8	59.4
Avg. Dist. to Rail [m]	6.6	1.3	0.8	0.5	0.2	0.4
Avg. Stride Freq. [Hz]	2.2	2.5	2.4	2.4	2.4	2.4
Avg. Stride Length [m]	5.4	7.1	7.2	7.0	6.8	6.6



- [] Ranking at each section and finish
- .-.- No data available at this section
- NA No data available