

Track Rating: Good 4, Weather: Fine, Rail Position: +1m Entire

Section		Overall	1000m	800m	600m	400m	200m	Last 600m					
Field Times		1:05.46 (0:08.39)	0:57.07 (0:10.51)	0:46.56 (0:10.84)	0:35.72 (0:11.59)	0:24.13 (0:11.85)	0:12.28 (0:12.28)	0:35.72					
Rank	TAB Horse/Jockey	Barrier	Top Speed [km/h]	Fastest Section	Margin								Distance Travelled [m]
1	7 CATALAN COMET Georgina Cartwright	9	70.2	0:08.39	1:05.46 [1] (0:08.39)	0:57.07 [2] (0:10.52)	0:46.55 [2] (0:10.83)	0:35.72 [1] (0:11.59)	0:24.13 [1] (0:11.85)	0:12.28 [1] (0:12.28)	1:05.46	0:35.72	
2	14 SHAQUE D'AMOUR Michael Rodd	4	70.1	0:08.61	1:05.81 [2] (0:08.61)	0:57.20 [5] (0:10.49)	0:46.71 [3] (0:10.97)	0:35.74 [4] (0:11.63)	0:24.11 [4] (0:11.87)	0:12.24 [3] (0:12.24)	2.07L	0:35.74	-1
3	8 DISCOTHEQUE Andrew Mallyon	10	68.0	0:08.62	1:06.10 [3] (0:08.62)	0:57.48 [6] (0:10.81)	0:46.67 [6] (0:10.88)	0:35.79 [5] (0:11.44)	0:24.35 [5] (0:11.87)	0:12.48 [4] (0:12.48)	3.76L	0:35.79	+0
4	16 PANTHER POWER Minonette Kennedy	1	69.0	0:08.51	1:06.32 [4] (0:08.51)	0:57.81 [3] (0:10.66)	0:47.15 [4] (0:11.19)	0:35.96 [6] (0:11.57)	0:24.39 [6] (0:11.88)	0:12.51 [5] (0:12.51)	5.07L	0:35.96	+1
5	10 ASAMBE Cejay Graham	5	69.6	0:08.39	1:06.33 [5] (0:08.39)	0:57.94 [1] (0:10.51)	0:47.43 [1] (0:10.87)	0:36.56 [2] (0:11.59)	0:24.97 [2] (0:12.04)	0:12.93 [2] (0:12.93)	5.09L	0:36.56	+1
6	6 READY FOR THE TRIP Angela Jones	6	67.9	0:08.96	1:06.50 [6] (0:08.96)	0:57.54 [9] (0:10.80)	0:46.74 [8] (0:11.00)	0:35.74 [8] (0:11.59)	0:24.15 [8] (0:12.00)	0:12.15 [9] (0:12.15)	6.09L	0:35.74	+0
7	2 BERAJONDO Olivia Kendal	3	68.0	0:09.06	1:06.77 [7] (0:09.06)	0:57.71 [10] (0:10.82)	0:46.89 [9] (0:11.06)	0:35.83 [9] (0:11.54)	0:24.29 [9] (0:11.81)	0:12.48 [7] (0:12.48)	7.67L	0:35.83	+2
8	4 BRASS BAND James Orman	11	68.7	0:08.73	1:06.90 [8] (0:08.73)	0:58.17 [7] (0:10.85)	0:47.32 [7] (0:11.02)	0:36.30 [7] (0:11.47)	0:24.83 [7] (0:12.03)	0:12.80 [6] (0:12.80)	8.44L	0:36.30	+4
9	5 FANCY'S PRIDE Shania Willis	8	65.9	0:08.76	1:07.61 [9] (0:08.76)	0:58.85 [8] (0:11.13)	0:47.72 [10] (0:11.49)	0:36.23 [10] (0:11.80)	0:24.43 [10] (0:12.06)	0:12.37 [10] (0:12.37)	12.61L	0:36.23	+0
10	9 SIGLO DE ORO Kyle Wilson-Taylor	2	68.8	0:08.56	1:11.86 [10] (0:08.56)	1:03.30 [4] (0:10.64)	0:52.66 [5] (0:10.84)	0:41.82 [3] (0:11.48)	0:30.34 [3] (0:12.77)	0:17.57 [8] (0:17.57)	37.62L	0:41.82	+1

Scratched: Big Demeanor (#3), Before The Thunder (#1), Peterman (#11), Better Not Forget (#15), Scion (#13), Power Of Success (#12)



Horse/Jockey Name	Catalan Comet
Final Rank	1
Fastest Section Time (Section)	0:08.39 (Overall)
Top Speed [km/h] (Section)	70.2 (1000m)
Race State	Finished



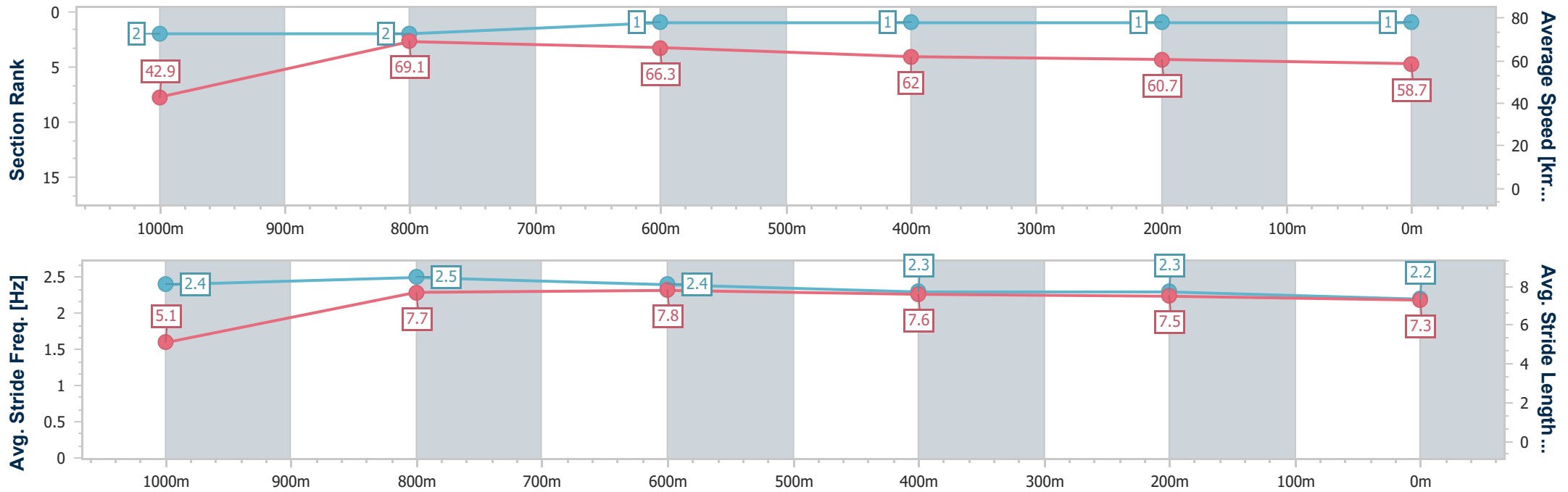
Ipswich QLD Professional  
 Race 3: GARY SIVYER MEMORIAL Colts, Geldings and Entires  
 Maiden Handicap - 1100m



19 September 2024 - 13:48

Track Rating: Good 4, Weather: Fine, Rail Position: +1m Entire

Section	Overall	1000m	800m	600m	400m	200m
Section Times	1:05.46 [1] (0:08.39)	0:57.07 [2] (0:10.52)	0:46.55 [2] (0:10.83)	0:35.72 [1] (0:11.59)	0:24.13 [1] (0:11.85)	0:12.28 [1] (0:12.28)
Average Speed [km/h]	42.9	69.1	66.3	62.0	60.7	58.7
Top Speed [km/h]	67.2	70.2	69.3	64.2	61.9	60.2
Avg. Dist. to Rail [m]	9.3	3.8	0.5	0.5	0.4	1.4
Avg. Stride Freq. [Hz]	2.4	2.5	2.4	2.3	2.3	2.2
Avg. Stride Length [m]	5.1	7.7	7.8	7.6	7.5	7.3



- [ ] Ranking at each section and finish
- .-.- No data available at this section
- NA No data available



Horse/Jockey Name	Shaque D'amour
Final Rank	2
Fastest Section Time (Section)	0:08.61 (Overall)
Top Speed [km/h] (Section)	70.1 (1000m)
Race State	Finished



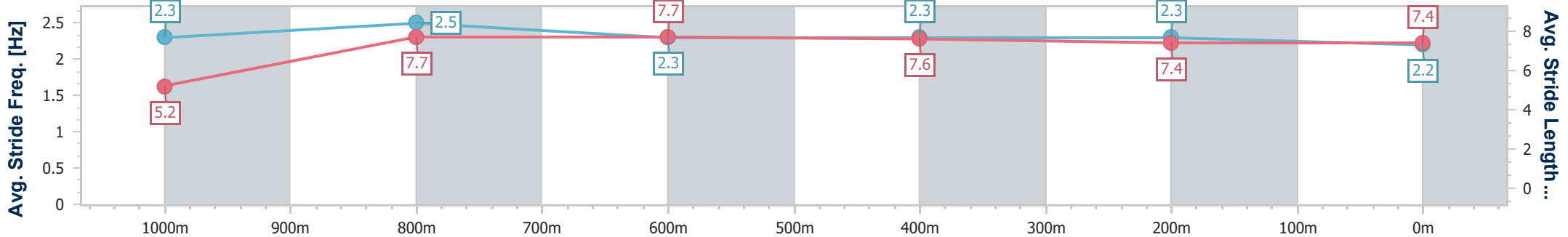
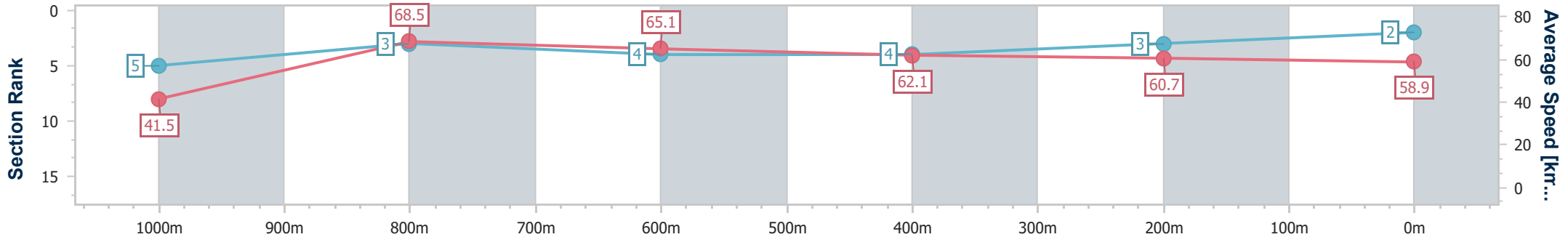
Ipswich QLD Professional  
 Race 3: GARY SIVYER MEMORIAL Colts, Geldings and Entires  
 Maiden Handicap - 1100m



19 September 2024 - 13:48

Track Rating: Good 4, Weather: Fine, Rail Position: +1m Entire

Section	Overall	1000m	800m	600m	400m	200m
Section Times	1:05.81 [2] (0:08.61)	0:57.20 [5] (0:10.49)	0:46.71 [3] (0:10.97)	0:35.74 [4] (0:11.63)	0:24.11 [4] (0:11.87)	0:12.24 [3] (0:12.24)
Average Speed [km/h]	41.5	68.5	65.1	62.1	60.7	58.9
Top Speed [km/h]	67.1	70.1	66.5	64.2	61.7	61.3
Avg. Dist. to Rail [m]	3.1	1.5	0.8	0.2	1.7	4.7
Avg. Stride Freq. [Hz]	2.3	2.5	2.3	2.3	2.3	2.2
Avg. Stride Length [m]	5.2	7.7	7.7	7.6	7.4	7.4



- [ ] Ranking at each section and finish
- .-.- No data available at this section
- NA No data available



Horse/Jockey Name	Discotheque
Final Rank	3
Fastest Section Time (Section)	0:08.62 (Overall)
Top Speed [km/h] (Section)	68.0 (1000m)
Race State	Finished



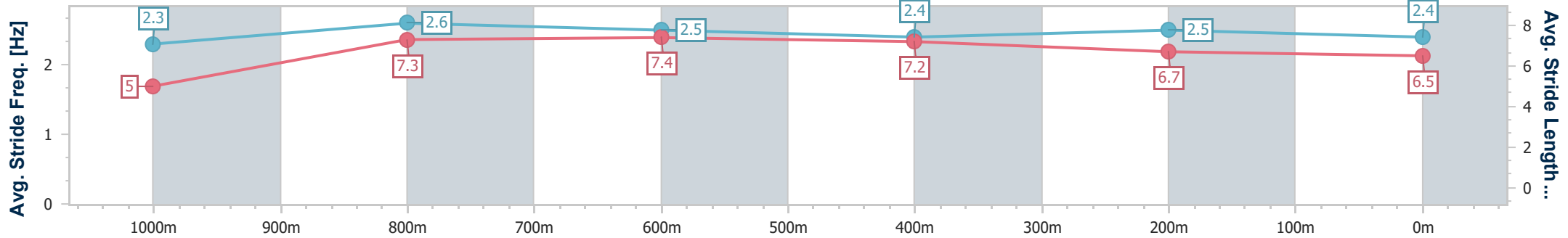
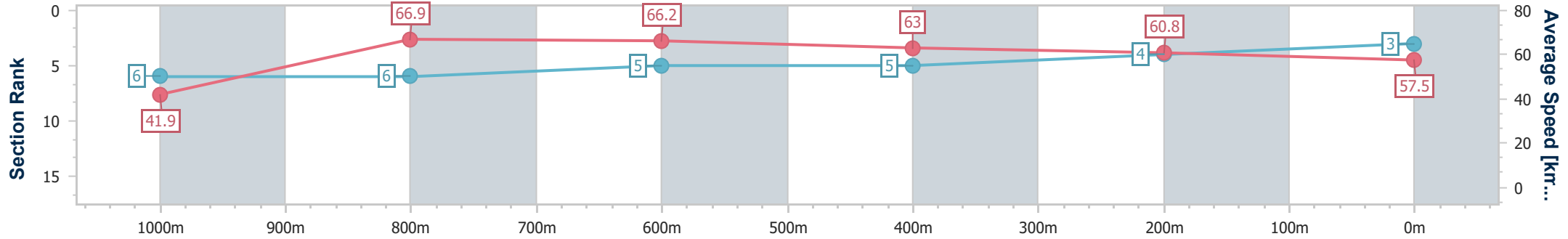
Ipswich QLD Professional  
 Race 3: GARY SIVYER MEMORIAL Colts, Geldings and Entires  
 Maiden Handicap - 1100m



19 September 2024 - 13:48

Track Rating: Good 4, Weather: Fine, Rail Position: +1m Entire

Section	Overall	1000m	800m	600m	400m	200m
Section Times	1:06.10 [3] (0:08.62)	0:57.48 [6] (0:10.81)	0:46.67 [6] (0:10.88)	0:35.79 [5] (0:11.44)	0:24.35 [5] (0:11.87)	0:12.48 [4] (0:12.48)
Average Speed [km/h]	41.9	66.9	66.2	63.0	60.8	57.5
Top Speed [km/h]	63.5	68.0	67.3	64.7	62.6	61.4
Avg. Dist. to Rail [m]	10.6	2.8	0.9	0.5	1.9	5.1
Avg. Stride Freq. [Hz]	2.3	2.6	2.5	2.4	2.5	2.4
Avg. Stride Length [m]	5.0	7.3	7.4	7.2	6.7	6.5



- [ ] Ranking at each section and finish
- .-.- No data available at this section
- NA No data available



Horse/Jockey Name	Panther Power
Final Rank	4
Fastest Section Time (Section)	0:08.51 (Overall)
Top Speed [km/h] (Section)	69.0 (1000m)
Race State	Finished



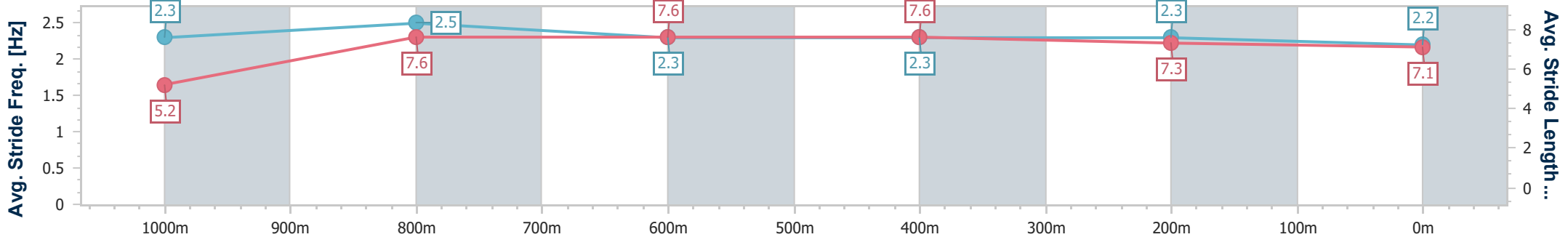
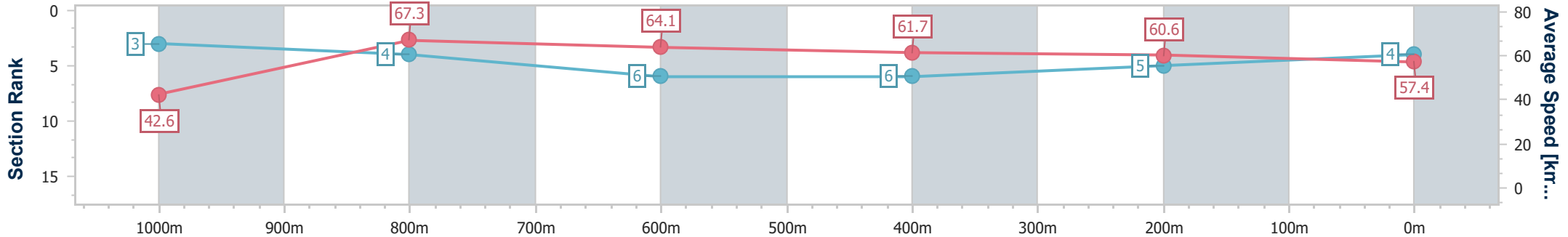
Ipswich QLD Professional  
 Race 3: GARY SIVYER MEMORIAL Colts, Geldings and Entires  
 Maiden Handicap - 1100m



19 September 2024 - 13:48

Track Rating: Good 4, Weather: Fine, Rail Position: +1m Entire

Section	Overall	1000m	800m	600m	400m	200m
Section Times	1:06.32 [4] (0:08.51)	0:57.81 [3] (0:10.66)	0:47.15 [4] (0:11.19)	0:35.96 [6] (0:11.57)	0:24.39 [6] (0:11.88)	0:12.51 [5] (0:12.51)
Average Speed [km/h]	42.6	67.3	64.1	61.7	60.6	57.4
Top Speed [km/h]	65.2	69.0	66.3	63.7	61.5	59.8
Avg. Dist. to Rail [m]	2.5	1.1	1.3	1.4	0.7	2.0
Avg. Stride Freq. [Hz]	2.3	2.5	2.3	2.3	2.3	2.2
Avg. Stride Length [m]	5.2	7.6	7.6	7.6	7.3	7.1



- [ ] Ranking at each section and finish
- .-.- No data available at this section
- NA No data available



Horse/Jockey Name	Asambe
Final Rank	5
Fastest Section Time (Section)	0:08.39 (Overall)
Top Speed [km/h] (Section)	69.6 (1000m)
Race State	Finished



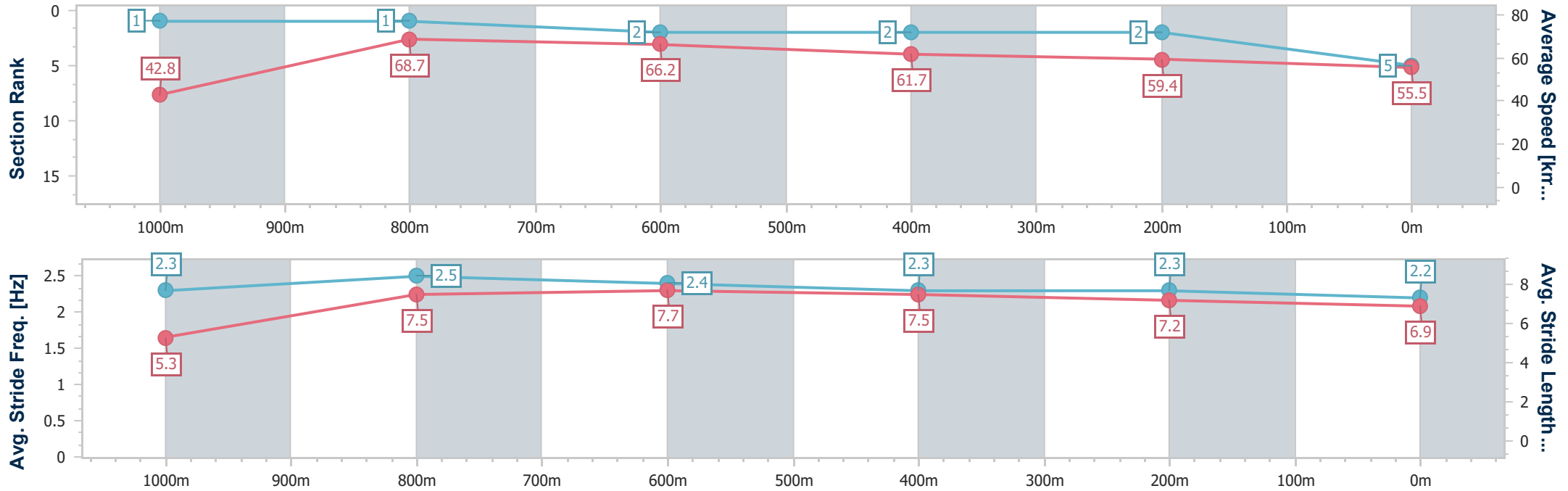
Ipswich QLD Professional  
 Race 3: GARY SIVYER MEMORIAL Colts, Geldings and Entires  
 Maiden Handicap - 1100m



19 September 2024 - 13:48

Track Rating: Good 4, Weather: Fine, Rail Position: +1m Entire

Section	Overall	1000m	800m	600m	400m	200m
Section Times	1:06.33 [5] (0:08.39)	0:57.94 [1] (0:10.51)	0:47.43 [1] (0:10.87)	0:36.56 [2] (0:11.59)	0:24.97 [2] (0:12.04)	0:12.93 [2] (0:12.93)
Average Speed [km/h]	42.8	68.7	66.2	61.7	59.4	55.5
Top Speed [km/h]	65.7	69.6	67.9	63.8	60.9	58.1
Avg. Dist. to Rail [m]	6.4	2.4	0.9	1.7	1.7	0.7
Avg. Stride Freq. [Hz]	2.3	2.5	2.4	2.3	2.3	2.2
Avg. Stride Length [m]	5.3	7.5	7.7	7.5	7.2	6.9



- [ ] Ranking at each section and finish
- .-.- No data available at this section
- NA No data available



Horse/Jockey Name	Ready For The Trip
Final Rank	6
Fastest Section Time (Section)	0:08.96 (Overall)
Top Speed [km/h] (Section)	67.9 (1000m)
Race State	Finished



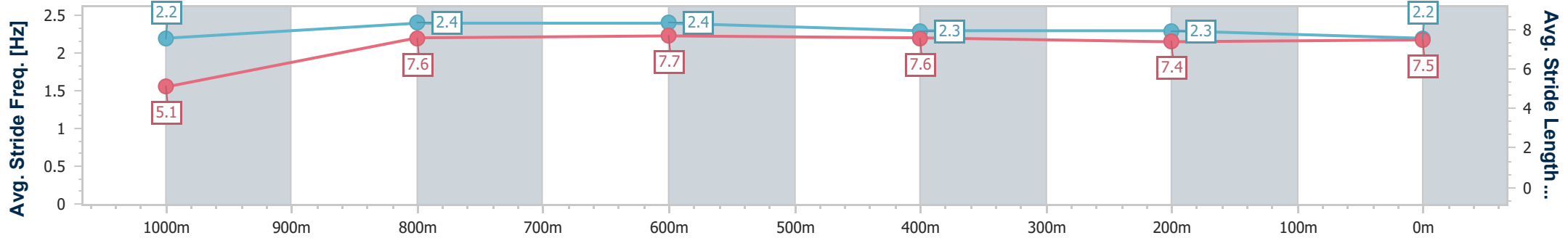
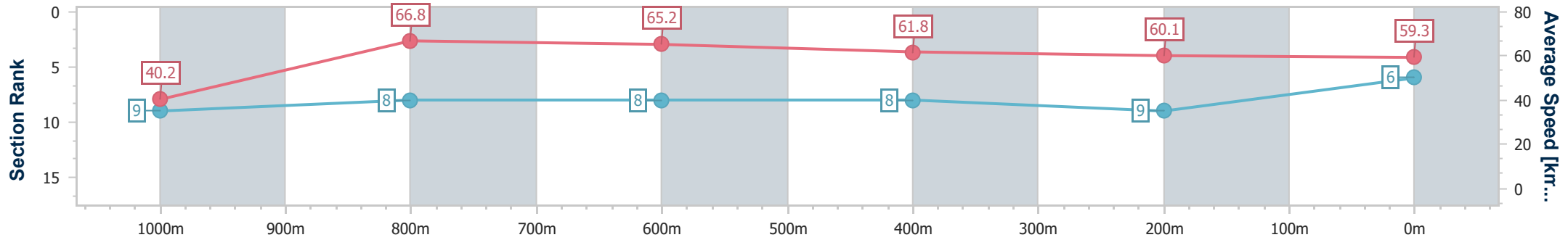
Ipswich QLD Professional  
 Race 3: GARY SIVYER MEMORIAL Colts, Geldings and Entires  
 Maiden Handicap - 1100m



19 September 2024 - 13:48

Track Rating: Good 4, Weather: Fine, Rail Position: +1m Entire

Section	Overall	1000m	800m	600m	400m	200m
Section Times	1:06.50 [6] (0:08.96)	0:57.54 [9] (0:10.80)	0:46.74 [8] (0:11.00)	0:35.74 [8] (0:11.59)	0:24.15 [8] (0:12.00)	0:12.15 [9] (0:12.15)
Average Speed [km/h]	40.2	66.8	65.2	61.8	60.1	59.3
Top Speed [km/h]	64.8	67.9	66.5	64.2	60.8	60.6
Avg. Dist. to Rail [m]	5.6	0.7	0.9	1.2	0.8	3.1
Avg. Stride Freq. [Hz]	2.2	2.4	2.4	2.3	2.3	2.2
Avg. Stride Length [m]	5.1	7.6	7.7	7.6	7.4	7.5



- [ ] Ranking at each section and finish
- .-.- No data available at this section
- NA No data available



Horse/Jockey Name	Berajondo
Final Rank	7
Fastest Section Time (Section)	0:09.06 (Overall)
Top Speed [km/h] (Section)	68.0 (1000m)
Race State	Finished



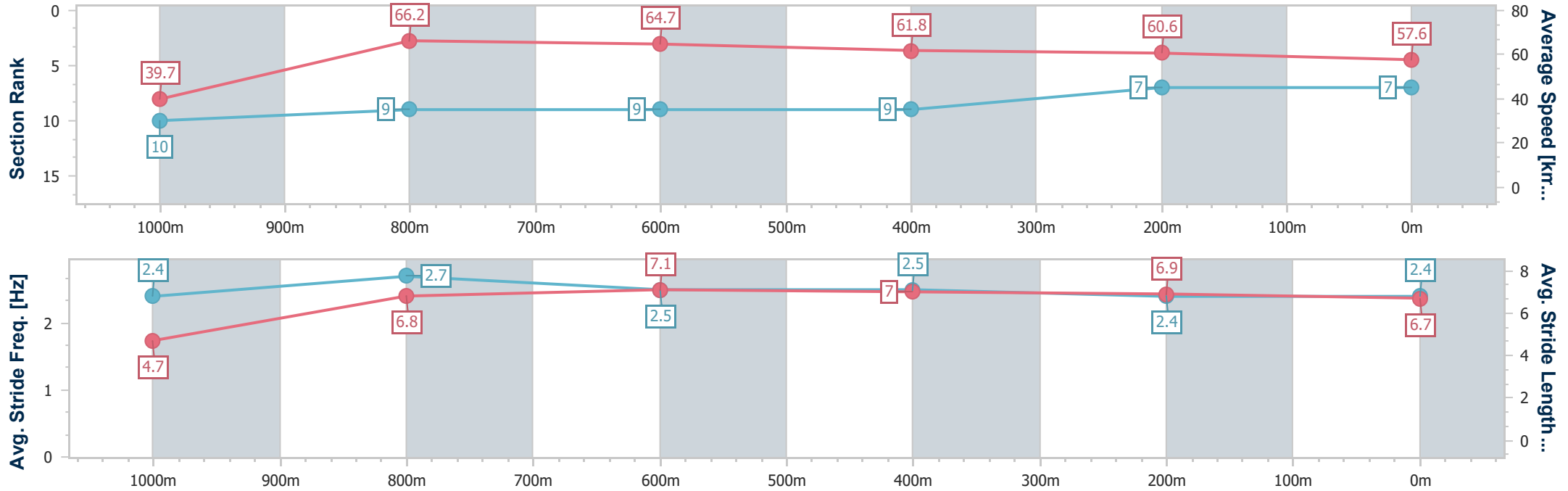
Ipswich QLD Professional  
 Race 3: GARY SIVYER MEMORIAL Colts, Geldings and Entires  
 Maiden Handicap - 1100m



19 September 2024 - 13:48

Track Rating: Good 4, Weather: Fine, Rail Position: +1m Entire

Section	Overall	1000m	800m	600m	400m	200m
Section Times	1:06.77 [7] (0:09.06)	0:57.71 [10] (0:10.82)	0:46.89 [9] (0:11.06)	0:35.83 [9] (0:11.54)	0:24.29 [9] (0:11.81)	0:12.48 [7] (0:12.48)
Average Speed [km/h]	39.7	66.2	64.7	61.8	60.6	57.6
Top Speed [km/h]	65.3	68.0	66.4	63.6	61.7	60.4
Avg. Dist. to Rail [m]	4.3	1.3	2.2	2.3	1.0	1.3
Avg. Stride Freq. [Hz]	2.4	2.7	2.5	2.5	2.4	2.4
Avg. Stride Length [m]	4.7	6.8	7.1	7.0	6.9	6.7



- [ ] Ranking at each section and finish
- .-.- No data available at this section
- NA No data available





Horse/Jockey Name	Brass Band
Final Rank	8
Fastest Section Time (Section)	0:08.73 (Overall)
Top Speed [km/h] (Section)	68.7 (1000m)
Race State	Finished



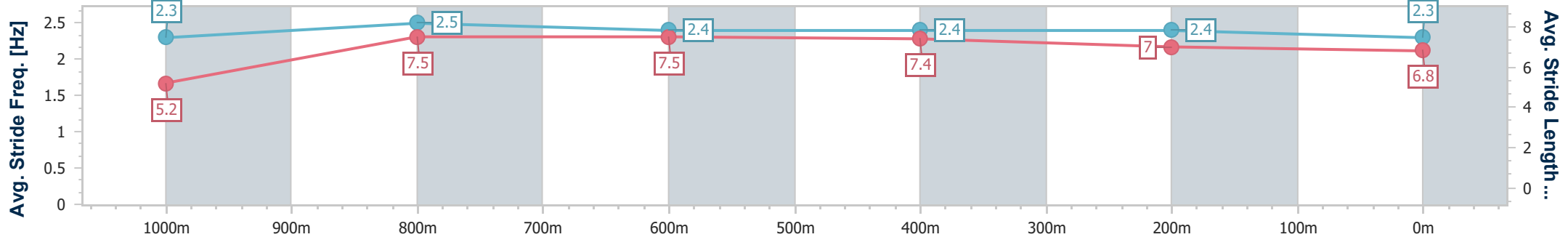
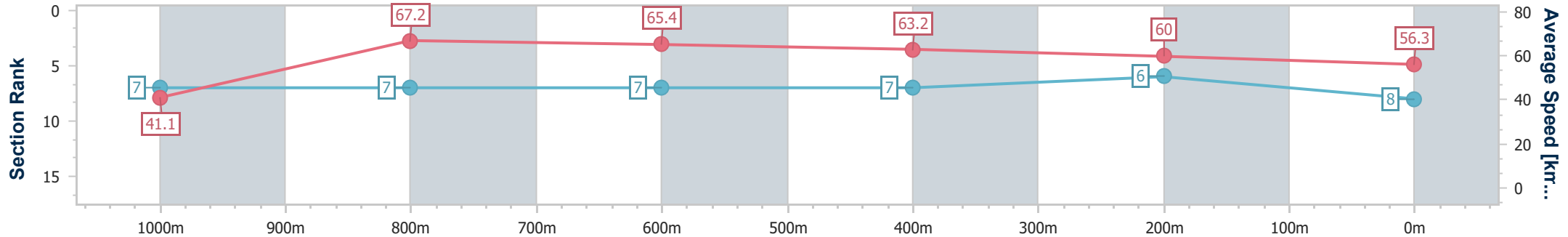
Ipswich QLD Professional  
 Race 3: GARY SIVYER MEMORIAL Colts, Geldings and Entires  
 Maiden Handicap - 1100m



19 September 2024 - 13:48

Track Rating: Good 4, Weather: Fine, Rail Position: +1m Entire

Section	Overall	1000m	800m	600m	400m	200m
Section Times	1:06.90 [8] (0:08.73)	0:58.17 [7] (0:10.85)	0:47.32 [7] (0:11.02)	0:36.30 [7] (0:11.47)	0:24.83 [7] (0:12.03)	0:12.80 [6] (0:12.80)
Average Speed [km/h]	41.1	67.2	65.4	63.2	60.0	56.3
Top Speed [km/h]	64.0	68.7	67.5	64.8	61.9	59.2
Avg. Dist. to Rail [m]	12.9	4.8	1.0	0.9	2.8	4.7
Avg. Stride Freq. [Hz]	2.3	2.5	2.4	2.4	2.4	2.3
Avg. Stride Length [m]	5.2	7.5	7.5	7.4	7.0	6.8



- [ ] Ranking at each section and finish
- .-.- No data available at this section
- NA No data available



Horse/Jockey Name	Fancy's Pride
Final Rank	9
Fastest Section Time (Section)	0:08.76 (Overall)
Top Speed [km/h] (Section)	65.9 (1000m)
Race State	Finished



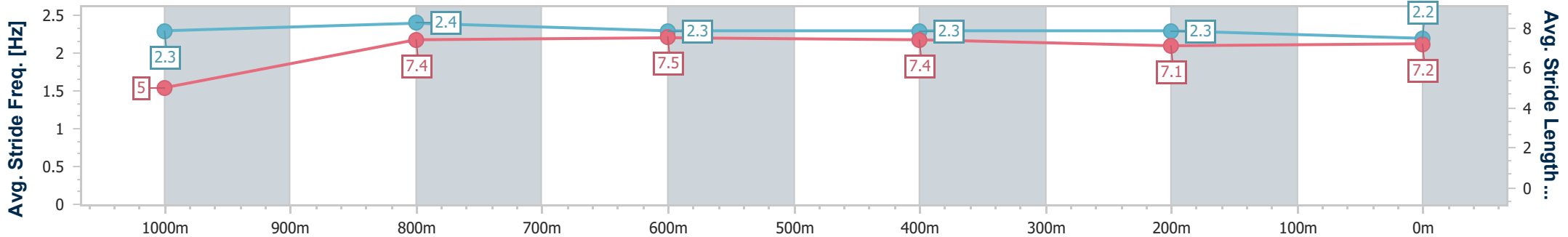
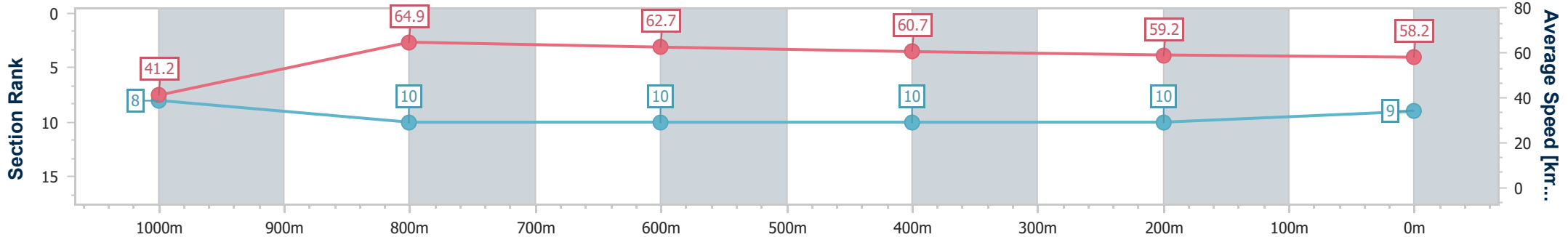
Ipswich QLD Professional  
 Race 3: GARY SIVYER MEMORIAL Colts, Geldings and Entires  
 Maiden Handicap - 1100m



19 September 2024 - 13:48

Track Rating: Good 4, Weather: Fine, Rail Position: +1m Entire

Section	Overall	1000m	800m	600m	400m	200m
Section Times	1:07.61 [9] (0:08.76)	0:58.85 [8] (0:11.13)	0:47.72 [10] (0:11.49)	0:36.23 [10] (0:11.80)	0:24.43 [10] (0:12.06)	0:12.37 [10] (0:12.37)
Average Speed [km/h]	41.2	64.9	62.7	60.7	59.2	58.2
Top Speed [km/h]	62.8	65.9	64.3	61.5	60.2	59.7
Avg. Dist. to Rail [m]	7.9	2.4	1.0	1.2	1.1	1.2
Avg. Stride Freq. [Hz]	2.3	2.4	2.3	2.3	2.3	2.2
Avg. Stride Length [m]	5.0	7.4	7.5	7.4	7.1	7.2



- [ ] Ranking at each section and finish
- .-.- No data available at this section
- NA No data available



Horse/Jockey Name	Siglo De Oro
Final Rank	10
Fastest Section Time (Section)	0:08.56 (Overall)
Top Speed [km/h] (Section)	68.8 (1000m)
Race State	Finished



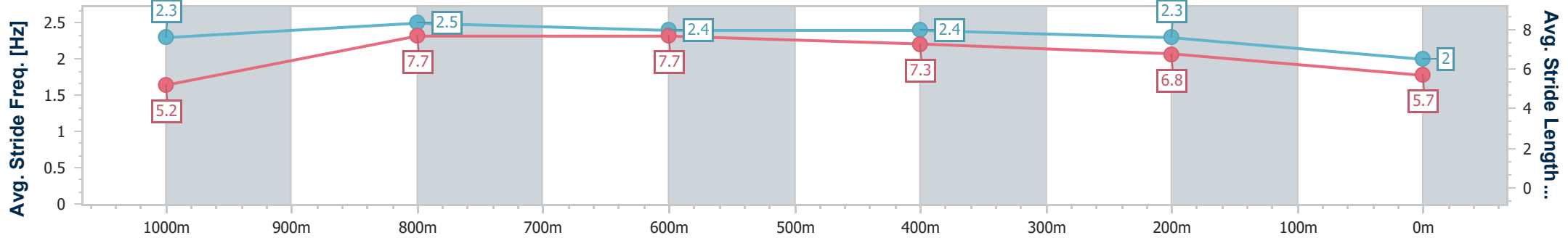
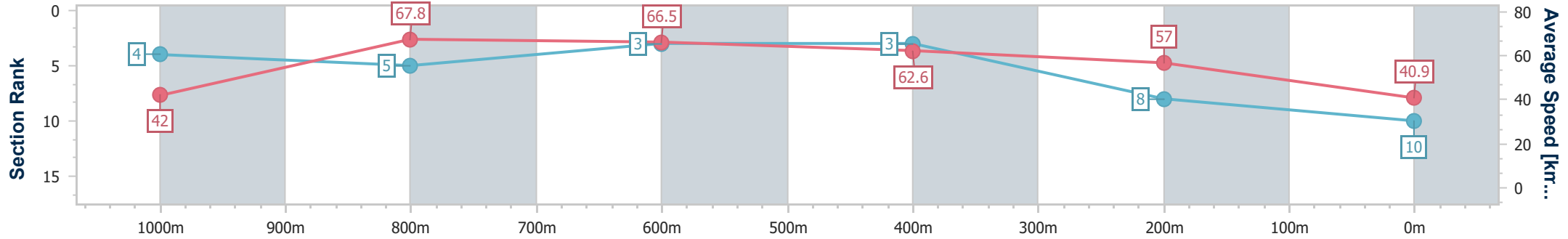
Ipswich QLD Professional  
 Race 3: GARY SIVYER MEMORIAL Colts, Geldings and Entires  
 Maiden Handicap - 1100m



19 September 2024 - 13:48

Track Rating: Good 4, Weather: Fine, Rail Position: +1m Entire

Section	Overall	1000m	800m	600m	400m	200m
Section Times	1:11.86 [10] (0:08.56)	1:03.30 [4] (0:10.64)	0:52.66 [5] (0:10.84)	0:41.82 [3] (0:11.48)	0:30.34 [3] (0:12.77)	0:17.57 [8] (0:17.57)
Average Speed [km/h]	42.0	67.8	66.5	62.6	57.0	40.9
Top Speed [km/h]	66.3	68.8	68.3	64.8	60.4	51.8
Avg. Dist. to Rail [m]	3.4	0.5	0.4	0.5	4.1	12.8
Avg. Stride Freq. [Hz]	2.3	2.5	2.4	2.4	2.3	2.0
Avg. Stride Length [m]	5.2	7.7	7.7	7.3	6.8	5.7



- [ ] Ranking at each section and finish
- .-.- No data available at this section
- NA No data available