



# Ipswich QLD Professional

## Race 1: BARRIER REEF POOLS Maiden Handicap - 1670m

19 September 2024 - 12:38



Track Rating: Soft 5, Weather: Fine, Rail Position: +1m Entire

Section		Field Times												
Overall	1400m	1200m	1000m	800m	600m	400m	Last 600m							
1:43.67 (0:18.39)	1:25.28 (0:11.62)	1:13.66 (0:11.87)	1:01.79 (0:12.55)	0:49.24 (0:12.93)	0:36.31 (0:12.19)	0:24.12 (0:12.03)	0:36.31							
Rank	TAB	Horse/Jockey	Barrier	Top Speed [km/h]	Fastest Section									Distance Travelled [m]
1	1	<b>RESURRECTED</b> Jag Guthmann-Chester	1	64.5	0:11.62	1:43.67 [1] (0:18.39)	1:25.28 [1] (0:11.62)	1:13.66 [1] (0:11.87)	1:01.79 [1] (0:12.55)	0:49.24 [1] (0:12.93)	0:36.31 [1] (0:12.19)	0:24.12 [1] (0:12.03)	0:36.31	
2	4	<b>YOU KAY SQUEEZE</b> Samantha Collett	11	66.4	0:11.67	1:43.67 [2] (0:19.08)	1:24.59 [10] (0:11.67)	1:12.92 [8] (0:11.92)	1:01.00 [8] (0:12.46)	0:48.54 [7] (0:12.72)	0:35.82 [7] (0:12.13)	0:23.69 [7] (0:11.75)	0:35.82	+0
3	2	<b>AUTORA</b> James Orman	5	63.1	0:11.84	1:43.95 [3] (0:18.58)	1:25.37 [3] (0:11.85)	1:13.52 [6] (0:12.04)	1:01.48 [6] (0:12.56)	0:48.92 [6] (0:12.76)	0:36.16 [6] (0:12.06)	0:24.10 [4] (0:11.84)	0:36.16	+4
4	3	<b>BELMONT PARK</b> Robbie Dolan	2	64.5	0:11.64	1:44.07 [4] (0:18.79)	1:25.28 [8] (0:11.64)	1:13.64 [5] (0:11.88)	1:01.76 [5] (0:12.48)	0:49.28 [4] (0:12.83)	0:36.45 [4] (0:12.13)	0:24.32 [3] (0:12.02)	0:36.45	+0
5	7	<b>CHAMPAGNE ROUGE</b> Bailey Wheeler	9	63.1	0:11.97	1:44.20 [5] (0:18.99)	1:25.21 [9] (0:12.05)	1:13.16 [10] (0:12.04)	1:01.12 [10] (0:12.42)	0:48.70 [11] (0:12.71)	0:35.99 [10] (0:12.02)	0:23.97 [9] (0:12.00)	0:35.99	+3
6	9	<b>CRIMSON ECHO</b> Rikki Jamieson	6	64.5	0:11.67	1:44.58 [6] (0:18.49)	1:26.09 [2] (0:11.67)	1:14.42 [2] (0:12.00)	1:02.42 [3] (0:12.61)	0:49.81 [3] (0:12.91)	0:36.90 [5] (0:12.28)	0:24.62 [6] (0:12.25)	0:36.90	+3
7	10	<b>LADY BOSSA NOVA</b> Melea Castle	4	63.8	0:11.59	1:44.71 [7] (0:18.63)	1:26.08 [4] (0:11.59)	1:14.49 [4] (0:12.00)	1:02.49 [4] (0:12.58)	0:49.91 [5] (0:12.80)	0:37.11 [3] (0:12.31)	0:24.80 [5] (0:12.29)	0:37.11	+5
8	6	<b>MORE YOU THINK</b> Rob Thorburn	8	63.3	0:11.94	1:45.10 [8] (0:19.19)	1:25.91 [11] (0:11.94)	1:13.97 [11] (0:11.97)	1:02.00 [11] (0:12.39)	0:49.61 [10] (0:12.73)	0:36.88 [11] (0:12.12)	0:24.76 [10] (0:12.17)	0:36.88	+1
9	5	<b>CASINO COAST</b> Jade Hampson	7	63.9	0:11.78	1:45.22 [9] (0:18.74)	1:26.48 [6] (0:11.78)	1:14.70 [7] (0:12.06)	1:02.64 [7] (0:12.63)	0:50.01 [8] (0:12.96)	0:37.05 [9] (0:12.44)	0:24.61 [11] (0:12.39)	0:37.05	+3
10	8	<b>YOU'LL NEVER GUESS</b> Corey Bayliss	10	64.4	0:11.46	1:45.32 [10] (0:18.70)	1:26.62 [5] (0:11.46)	1:15.16 [3] (0:11.81)	1:03.35 [2] (0:12.62)	0:50.73 [2] (0:12.86)	0:37.87 [2] (0:12.28)	0:25.59 [2] (0:12.47)	0:37.87	+4

Scratched: Queen Of Dark (#11)

[ ] Ranking at each section and finish  
 -:-:- No data available at this section  
 NA No data available

SCN Saddle cloth number  
 DNF Did not finish  
 DNT Did not track



# Ipswich QLD Professional

## Race 1: BARRIER REEF POOLS Maiden Handicap - 1670m

19 September 2024 - 12:38



Track Rating: Soft 5, Weather: Fine, Rail Position: +1m Entire

Section	Overall	1400m	1200m	1000m	800m	600m	400m	Last 600m
Field Times	1:43.67 (0:18.39)	1:25.28 (0:11.62)	1:13.66 (0:11.87)	1:01.79 (0:12.55)	0:49.24 (0:12.93)	0:36.31 (0:12.19)	0:24.12 (0:12.03)	0:36.31

Rank	TAB	Horse/Jockey	Barrier	Top Speed [km/h]	Fastest Section	Distance Travelled [m]
11	12	SISTINE CHAPEL	3	63.8	0:11.99	+4
		Luke Tarrant		Overall	1400m	
					(0:18.77)	
					(0:11.99)	
					(0:12.00)	
					(0:12.47)	
					(0:12.79)	
					(0:12.21)	
					(0:12.53)	

Scratched: Queen Of Dark (#11)

[ ] Ranking at each section and finish  
 -:-:- No data available at this section  
 NA No data available

SCN Saddle cloth number  
 DNF Did not finish  
 DNT Did not track



# Ipswich QLD Professional

## Race 1: BARRIER REEF POOLS Maiden Handicap - 1670m

19 September 2024 - 12:38



Track Rating: Soft 5, Weather: Fine, Rail Position: +1m Entire

Section				200m				Last 600m	
Field Times				0:12.09 (0:12.09)				0:36.31	
Rank	TAB	Horse/Jockey	Barrier	Top Speed [km/h]	Fastest Section	Margin			Distance Travelled [m]
1	1	<b>RESURRECTED</b> Jag Guthmann-Chester	1	64.5 Overall	0:11.62 1400m	0:12.09 [1] (0:12.09)	1:43.67		0:36.31
2	4	<b>YOU KAY SQUEEZE</b> Samantha Collett	11	66.4 Overall	0:11.67 1400m	0:11.94 [3] (0:11.94)	0.02L		0:35.82 +0
3	2	<b>AUTORA</b> James Orman	5	63.1 Overall	0:11.84 400m	0:12.26 [2] (0:12.26)	1.67L		0:36.16 +4
4	3	<b>BELMONT PARK</b> Robbie Dolan	2	64.5 1400m	0:11.64 1400m	0:12.30 [4] (0:12.30)	2.36L		0:36.45 +0
5	7	<b>CHAMPAGNE ROUGE</b> Bailey Wheeler	9	63.1 Overall	0:11.97 200m	0:11.97 [8] (0:11.97)	3.14L		0:35.99 +3
6	9	<b>CRIMSON ECHO</b> Rikki Jamieson	6	64.5 Overall	0:11.67 1400m	0:12.37 [7] (0:12.37)	5.38L		0:36.90 +3
7	10	<b>LADY BOSSA NOVA</b> Melea Castle	4	63.8 Overall	0:11.59 1400m	0:12.51 [6] (0:12.51)	6.15L		0:37.11 +5
8	6	<b>MORE YOU THINK</b> Rob Thorburn	8	63.3 Overall	0:11.94 1400m	0:12.59 [9] (0:12.59)	8.42L		0:36.88 +1
9	5	<b>CASINO COAST</b> Jade Hampson	7	63.9 Overall	0:11.78 1400m	0:12.22 [11] (0:12.22)	9.14L		0:37.05 +3
10	8	<b>YOU'LL NEVER GUESS</b> Corey Bayliss	10	64.4 1200m	0:11.46 1400m	0:13.12 [5] (0:13.12)	9.75L		0:37.87 +4

Scratched: Queen Of Dark (#11)

[ ] Ranking at each section and finish  
 -:-:- No data available at this section  
 NA No data available

SCN Saddle cloth number  
 DNF Did not finish  
 DNT Did not track



**Ipswich QLD Professional**  
**Race 1: BARRIER REEF POOLS Maiden Handicap - 1670m**  
 19 September 2024 - 12:38



Track Rating: Soft 5, Weather: Fine, Rail Position: +1m Entire

Section				200m				Last 600m		
Field Times				0:12.09 (0:12.09)				0:36.31		
Rank	TAB	Horse/Jockey	Barrier	Top Speed [km/h]	Fastest Section	Margin		Distance Travelled [m]		
11	12	<b>SISTINE CHAPEL</b>	3	63.8	0:11.99	0:12.59 [10]	9.91L		0:37.33	+4
		Luke Tarrant		Overall	1400m	(0:12.59)				

Scratched: Queen Of Dark (#11)

[ ] Ranking at each section and finish  
 -:-:- No data available at this section  
 NA No data available

SCN Saddle cloth number  
 DNF Did not finish  
 DNT Did not track



Horse/Jockey Name	Resurrected
Final Rank	1
Fastest Section Time (Section)	0:11.62 (1400m)
Top Speed [km/h] (Section)	64.5 (Overall)
Race State	Finished



### Ipswich QLD Professional

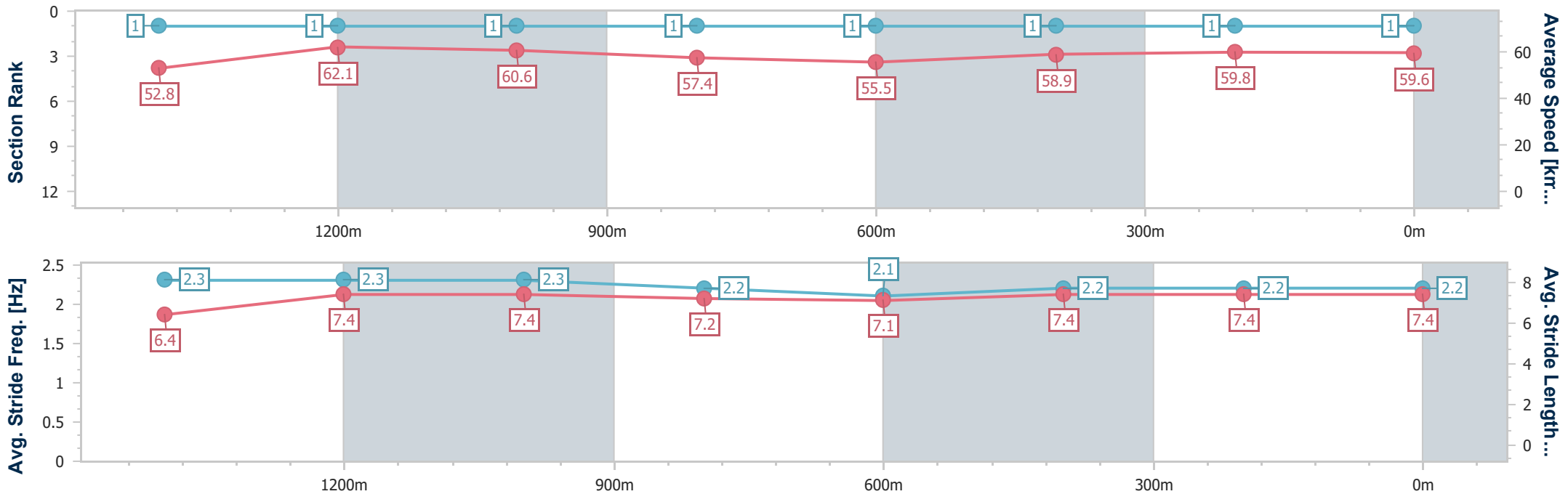
Race 1: BARRIER REEF POOLS Maiden Handicap - 1670m

19 September 2024 - 12:38



Track Rating: Soft 5, Weather: Fine, Rail Position: +1m Entire

Section	Overall	1400m	1200m	1000m	800m	600m	400m	200m
Section Times	1:43.67 [1] (0:18.39)	1:25.28 [1] (0:11.62)	1:13.66 [1] (0:11.87)	1:01.79 [1] (0:12.55)	0:49.24 [1] (0:12.93)	0:36.31 [1] (0:12.19)	0:24.12 [1] (0:12.03)	0:12.09 [1] (0:12.09)
Average Speed [km/h]	52.8	62.1	60.6	57.4	55.5	58.9	59.8	59.6
Top Speed [km/h]	64.5	63.8	62.0	59.9	57.3	59.4	60.5	61.6
Avg. Dist. to Rail [m]	2.3	0.1	0.1	0.1	0.3	0.8	0.6	0.5
Avg. Stride Freq. [Hz]	2.3	2.3	2.3	2.2	2.1	2.2	2.2	2.2
Avg. Stride Length [m]	6.4	7.4	7.4	7.2	7.1	7.4	7.4	7.4



- [ ] Ranking at each section and finish
- .-.- No data available at this section
- NA No data available



Horse/Jockey Name	You Kay Squeeze
Final Rank	2
Fastest Section Time (Section)	0:11.67 (1400m)
Top Speed [km/h] (Section)	66.4 (Overall)
Race State	Finished



### Ipswich QLD Professional

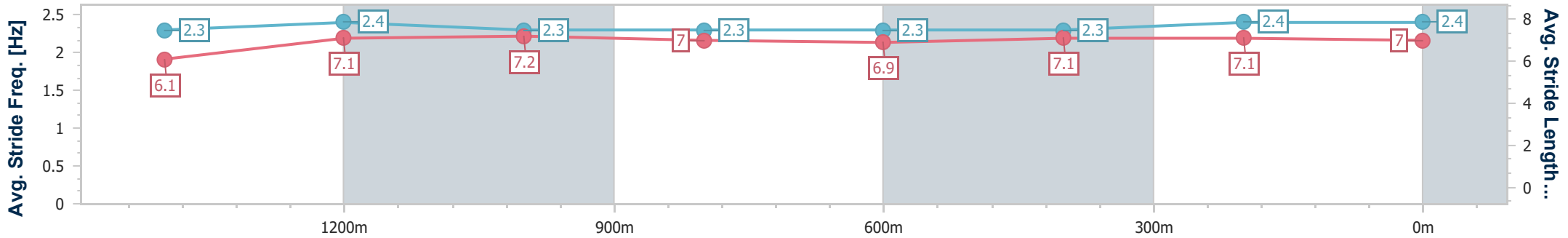
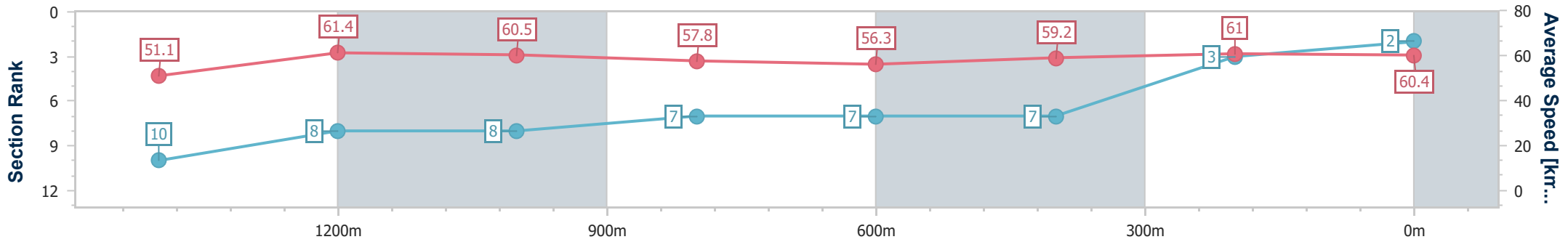
Race 1: BARRIER REEF POOLS Maiden Handicap - 1670m

19 September 2024 - 12:38



Track Rating: Soft 5, Weather: Fine, Rail Position: +1m Entire

Section	Overall	1400m	1200m	1000m	800m	600m	400m	200m
Section Times	1:43.67 [2] (0:19.08)	1:24.59 [10] (0:11.67)	1:12.92 [8] (0:11.92)	1:01.00 [8] (0:12.46)	0:48.54 [7] (0:12.72)	0:35.82 [7] (0:12.13)	0:23.69 [7] (0:11.75)	0:11.94 [3] (0:11.94)
Average Speed [km/h]	51.1	61.4	60.5	57.8	56.3	59.2	61.0	60.4
Top Speed [km/h]	66.4	63.5	61.2	59.5	57.5	59.8	62.2	61.8
Avg. Dist. to Rail [m]	5.5	0.5	0.1	0.2	0.8	1.1	0.8	1.1
Avg. Stride Freq. [Hz]	2.3	2.4	2.3	2.3	2.3	2.3	2.4	2.4
Avg. Stride Length [m]	6.1	7.1	7.2	7.0	6.9	7.1	7.1	7.0



- [ ] Ranking at each section and finish
- .-.- No data available at this section
- NA No data available



Horse/Jockey Name	Autura
Final Rank	3
Fastest Section Time (Section)	0:11.84 (400m)
Top Speed [km/h] (Section)	63.1 (Overall)
Race State	Finished



### Ipswich QLD Professional

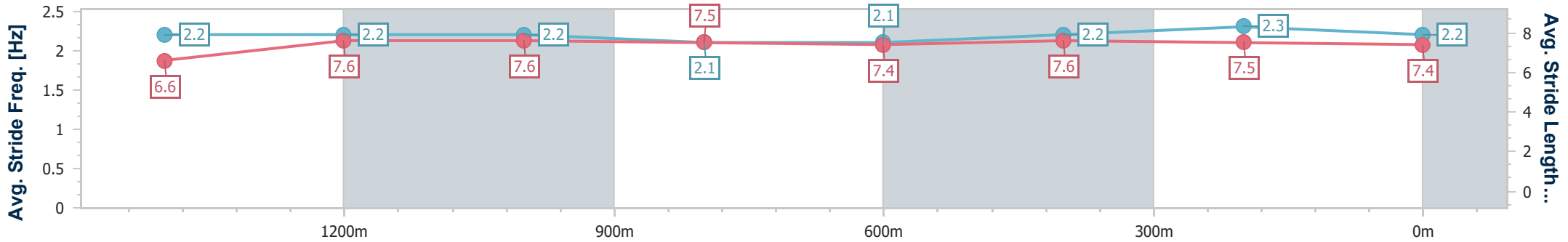
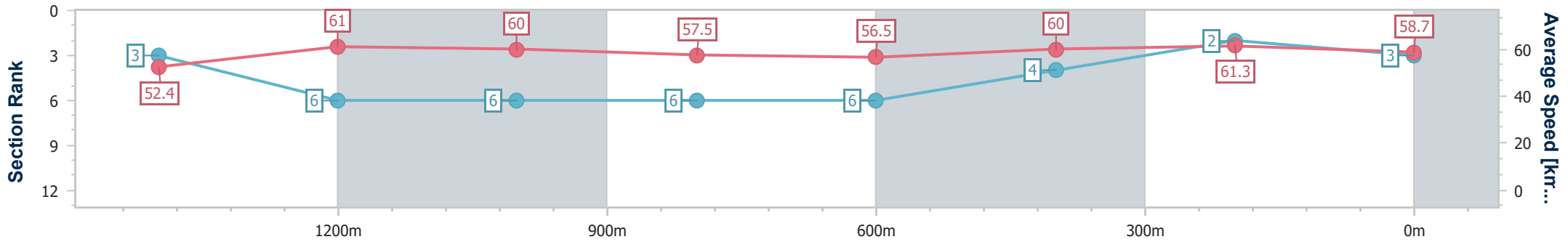
Race 1: BARRIER REEF POOLS Maiden Handicap - 1670m

19 September 2024 - 12:38



Track Rating: Soft 5, Weather: Fine, Rail Position: +1m Entire

Section	Overall	1400m	1200m	1000m	800m	600m	400m	200m
Section Times	1:43.95 [3] (0:18.58)	1:25.37 [3] (0:11.85)	1:13.52 [6] (0:12.04)	1:01.48 [6] (0:12.56)	0:48.92 [6] (0:12.76)	0:36.16 [6] (0:12.06)	0:24.10 [4] (0:11.84)	0:12.26 [2] (0:12.26)
Average Speed [km/h]	52.4	61.0	60.0	57.5	56.5	60.0	61.3	58.7
Top Speed [km/h]	63.1	61.9	62.4	58.3	58.3	61.6	62.1	60.8
Avg. Dist. to Rail [m]	4.2	0.5	1.0	0.8	0.6	0.9	2.1	2.5
Avg. Stride Freq. [Hz]	2.2	2.2	2.2	2.1	2.1	2.2	2.3	2.2
Avg. Stride Length [m]	6.6	7.6	7.6	7.5	7.4	7.6	7.5	7.4



- [ ] Ranking at each section and finish
- .-.- No data available at this section
- NA No data available



Horse/Jockey Name	Belmont Park
Final Rank	4
Fastest Section Time (Section)	0:11.64 (1400m)
Top Speed [km/h] (Section)	64.5 (1400m)
Race State	Finished



### Ipswich QLD Professional

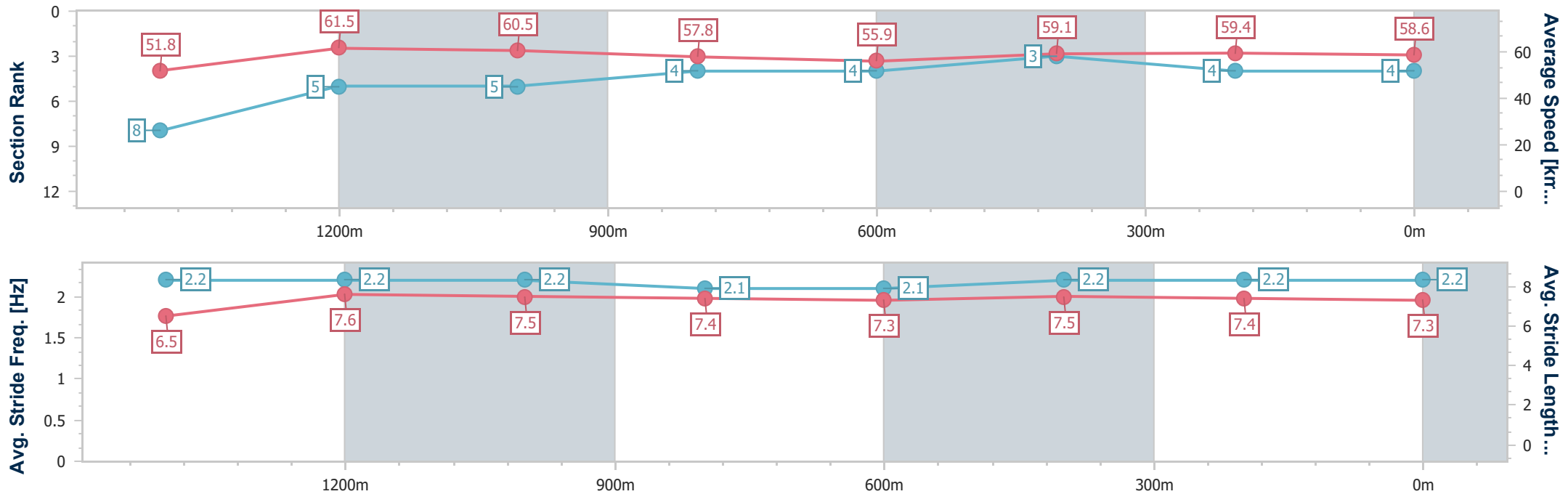
Race 1: BARRIER REEF POOLS Maiden Handicap - 1670m

19 September 2024 - 12:38



Track Rating: Soft 5, Weather: Fine, Rail Position: +1m Entire

Section	Overall	1400m	1200m	1000m	800m	600m	400m	200m
Section Times	1:44.07 [4] (0:18.79)	1:25.28 [8] (0:11.64)	1:13.64 [5] (0:11.88)	1:01.76 [5] (0:12.48)	0:49.28 [4] (0:12.83)	0:36.45 [4] (0:12.13)	0:24.32 [3] (0:12.02)	0:12.30 [4] (0:12.30)
Average Speed [km/h]	51.8	61.5	60.5	57.8	55.9	59.1	59.4	58.6
Top Speed [km/h]	64.4	64.5	61.5	59.1	57.2	60.2	60.1	60.3
Avg. Dist. to Rail [m]	2.0	0.9	0.1	0.3	0.7	1.2	1.5	0.6
Avg. Stride Freq. [Hz]	2.2	2.2	2.2	2.1	2.1	2.2	2.2	2.2
Avg. Stride Length [m]	6.5	7.6	7.5	7.4	7.3	7.5	7.4	7.3



- [ ] Ranking at each section and finish
- .-.- No data available at this section
- NA No data available





Horse/Jockey Name	Champagne Rouge
Final Rank	5
Fastest Section Time (Section)	0:11.97 (200m)
Top Speed [km/h] (Section)	63.1 (Overall)
Race State	Finished



### Ipswich QLD Professional

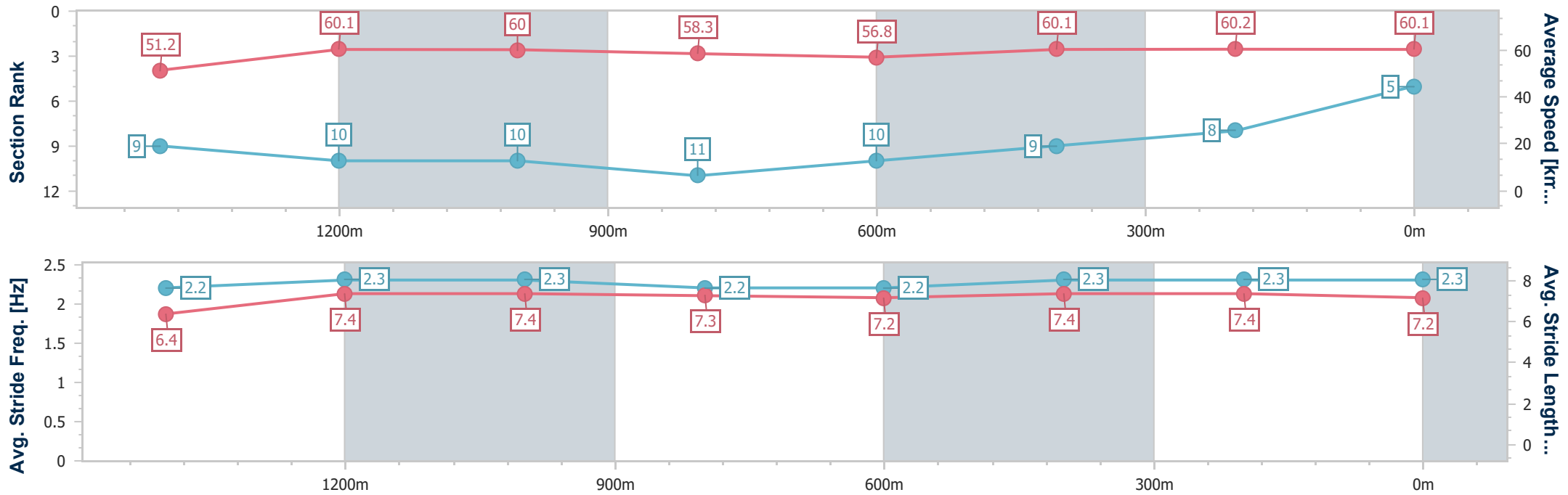
Race 1: BARRIER REEF POOLS Maiden Handicap - 1670m

19 September 2024 - 12:38



Track Rating: Soft 5, Weather: Fine, Rail Position: +1m Entire

Section	Overall	1400m	1200m	1000m	800m	600m	400m	200m
Section Times	1:44.20 [5] (0:18.99)	1:25.21 [9] (0:12.05)	1:13.16 [10] (0:12.04)	1:01.12 [10] (0:12.42)	0:48.70 [11] (0:12.71)	0:35.99 [10] (0:12.02)	0:23.97 [9] (0:12.00)	0:11.97 [8]
Average Speed [km/h]	51.2	60.1	60.0	58.3	56.8	60.1	60.2	60.1
Top Speed [km/h]	63.1	62.9	61.2	59.4	58.7	61.0	62.6	62.7
Avg. Dist. to Rail [m]	6.6	1.2	0.8	1.2	1.0	0.3	2.0	3.7
Avg. Stride Freq. [Hz]	2.2	2.3	2.3	2.2	2.2	2.3	2.3	2.3
Avg. Stride Length [m]	6.4	7.4	7.4	7.3	7.2	7.4	7.4	7.2



- [ ] Ranking at each section and finish
- .-.- No data available at this section
- NA No data available



Horse/Jockey Name	Crimson Echo
Final Rank	6
Fastest Section Time (Section)	0:11.67 (1400m)
Top Speed [km/h] (Section)	64.5 (Overall)
Race State	Finished



### Ipswich QLD Professional

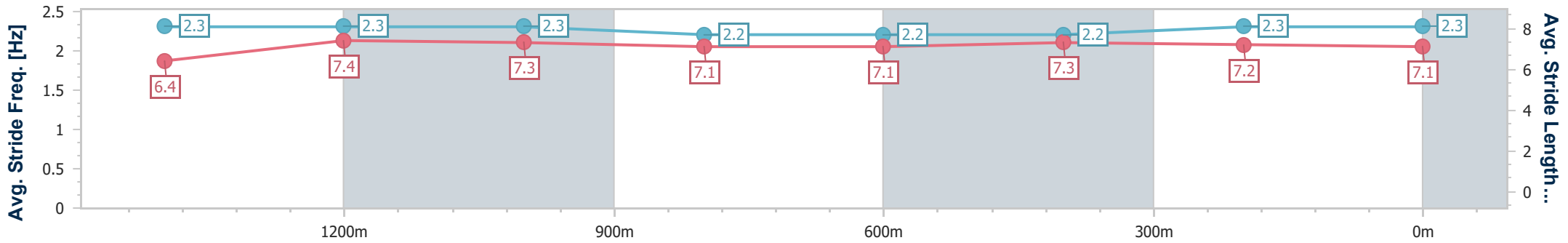
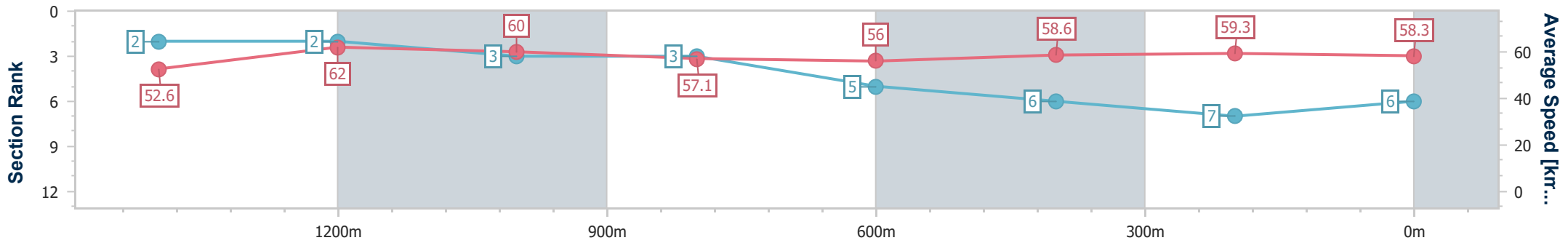
Race 1: BARRIER REEF POOLS Maiden Handicap - 1670m

19 September 2024 - 12:38



Track Rating: Soft 5, Weather: Fine, Rail Position: +1m Entire

Section	Overall	1400m	1200m	1000m	800m	600m	400m	200m
Section Times	1:44.58 [6] (0:18.49)	1:26.09 [2] (0:11.67)	1:14.42 [2] (0:12.00)	1:02.42 [3] (0:12.61)	0:49.81 [3] (0:12.91)	0:36.90 [5] (0:12.28)	0:24.62 [6] (0:12.25)	0:12.37 [7] (0:12.37)
Average Speed [km/h]	52.6	62.0	60.0	57.1	56.0	58.6	59.3	58.3
Top Speed [km/h]	64.5	63.4	61.5	58.7	57.7	59.3	60.8	60.6
Avg. Dist. to Rail [m]	6.5	0.6	0.2	0.4	0.4	0.4	2.7	4.8
Avg. Stride Freq. [Hz]	2.3	2.3	2.3	2.2	2.2	2.2	2.3	2.3
Avg. Stride Length [m]	6.4	7.4	7.3	7.1	7.1	7.3	7.2	7.1



- [ ] Ranking at each section and finish
- .-.- No data available at this section
- NA No data available



Horse/Jockey Name	Lady Bossa Nova
Final Rank	7
Fastest Section Time (Section)	0:11.59 (1400m)
Top Speed [km/h] (Section)	63.8 (Overall)
Race State	Finished



### Ipswich QLD Professional

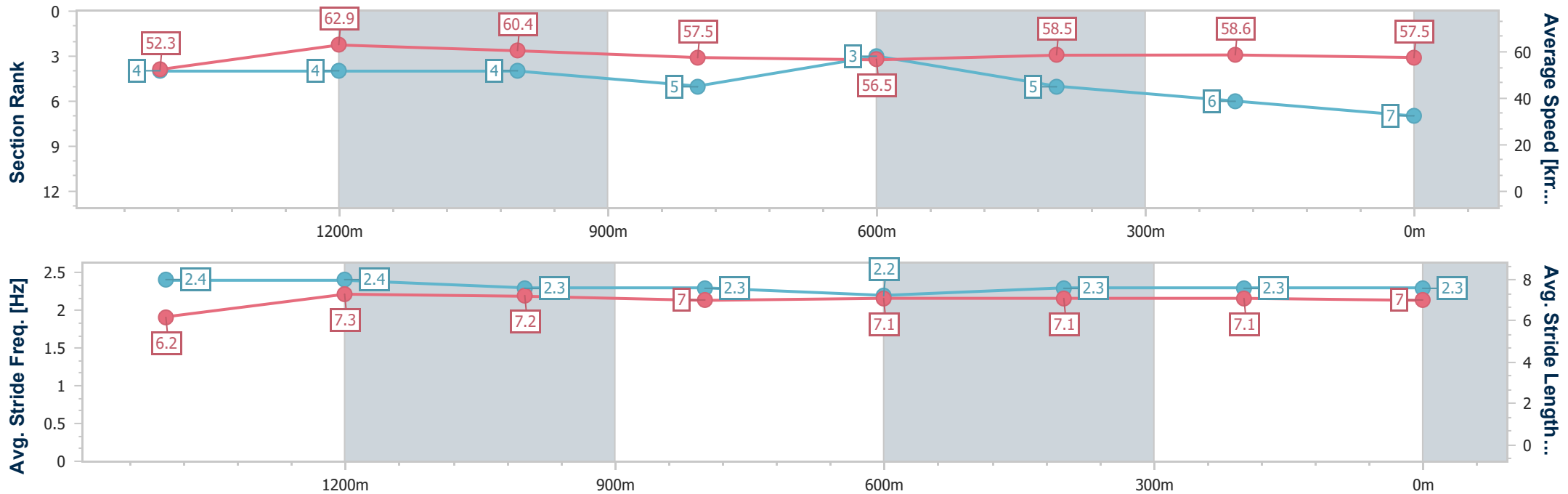
Race 1: BARRIER REEF POOLS Maiden Handicap - 1670m

19 September 2024 - 12:38



Track Rating: Soft 5, Weather: Fine, Rail Position: +1m Entire

Section	Overall	1400m	1200m	1000m	800m	600m	400m	200m
Section Times	1:44.71 [7] (0:18.63)	1:26.08 [4] (0:11.59)	1:14.49 [4] (0:12.00)	1:02.49 [4] (0:12.58)	0:49.91 [5] (0:12.80)	0:37.11 [3] (0:12.31)	0:24.80 [5] (0:12.29)	0:12.51 [6] (0:12.51)
Average Speed [km/h]	52.3	62.9	60.4	57.5	56.5	58.5	58.6	57.5
Top Speed [km/h]	63.8	63.4	62.5	59.1	57.9	59.3	59.1	59.7
Avg. Dist. to Rail [m]	3.0	2.9	2.5	1.6	1.1	0.3	0.9	2.9
Avg. Stride Freq. [Hz]	2.4	2.4	2.3	2.3	2.2	2.3	2.3	2.3
Avg. Stride Length [m]	6.2	7.3	7.2	7.0	7.1	7.1	7.1	7.0



- [ ] Ranking at each section and finish
- .-.- No data available at this section
- NA No data available



Horse/Jockey Name	More You Think
Final Rank	8
Fastest Section Time (Section)	0:11.94 (1400m)
Top Speed [km/h] (Section)	63.3 (Overall)
Race State	Finished



### Ipswich QLD Professional

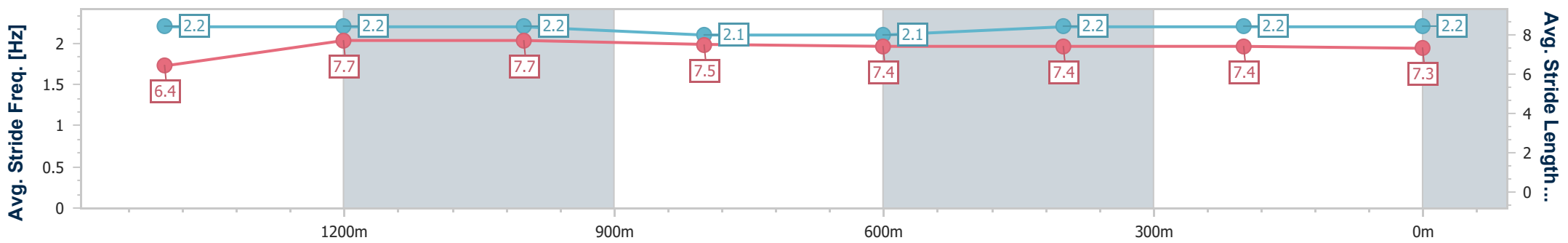
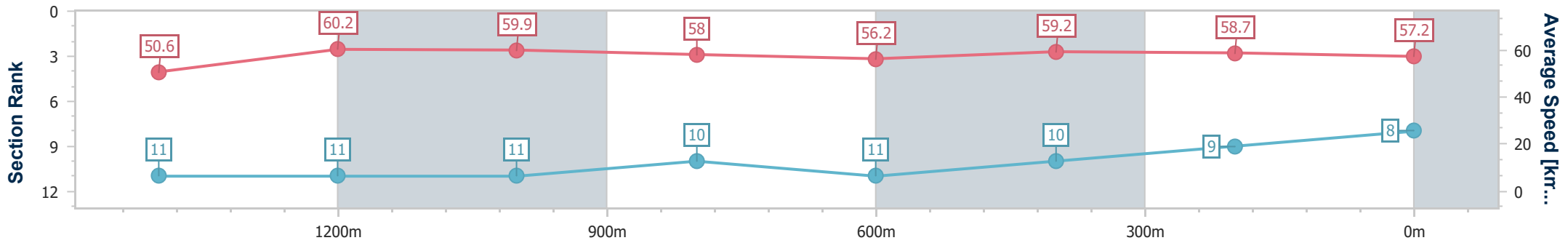
Race 1: BARRIER REEF POOLS Maiden Handicap - 1670m

19 September 2024 - 12:38



Track Rating: Soft 5, Weather: Fine, Rail Position: +1m Entire

Section	Overall	1400m	1200m	1000m	800m	600m	400m	200m
Section Times	1:45.10 [8] (0:19.19)	1:25.91 [11] (0:11.94)	1:13.97 [11] (0:11.97)	1:02.00 [11] (0:12.39)	0:49.61 [10] (0:12.73)	0:36.88 [11] (0:12.12)	0:24.76 [10] (0:12.17)	0:12.59 [9] (0:12.59)
Average Speed [km/h]	50.6	60.2	59.9	58.0	56.2	59.2	58.7	57.2
Top Speed [km/h]	63.3	62.6	60.8	59.4	58.6	59.9	59.8	58.1
Avg. Dist. to Rail [m]	4.8	0.7	1.0	0.9	1.0	1.2	1.3	1.4
Avg. Stride Freq. [Hz]	2.2	2.2	2.2	2.1	2.1	2.2	2.2	2.2
Avg. Stride Length [m]	6.4	7.7	7.7	7.5	7.4	7.4	7.4	7.3



- [ ] Ranking at each section and finish
- .-.- No data available at this section
- NA No data available



Horse/Jockey Name	Casino Coast
Final Rank	9
Fastest Section Time (Section)	0:11.78 (1400m)
Top Speed [km/h] (Section)	63.9 (Overall)
Race State	Finished



### Ipswich QLD Professional

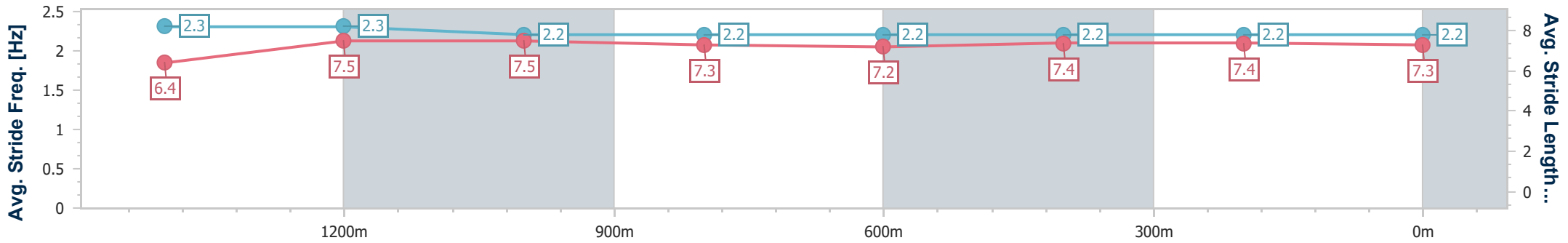
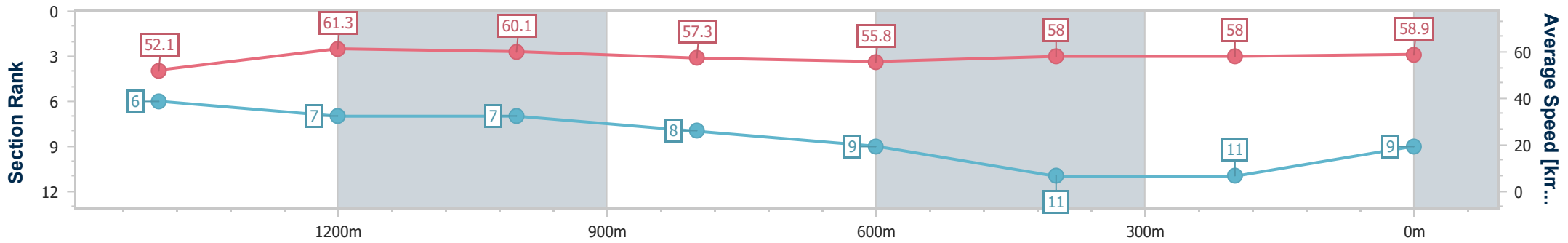
Race 1: BARRIER REEF POOLS Maiden Handicap - 1670m

19 September 2024 - 12:38



Track Rating: Soft 5, Weather: Fine, Rail Position: +1m Entire

Section	Overall	1400m	1200m	1000m	800m	600m	400m	200m
Section Times	1:45.22 [9] (0:18.74)	1:26.48 [6] (0:11.78)	1:14.70 [7] (0:12.06)	1:02.64 [7] (0:12.63)	0:50.01 [8] (0:12.96)	0:37.05 [9] (0:12.44)	0:24.61 [11] (0:12.39)	0:12.22 [11] (0:12.22)
Average Speed [km/h]	52.1	61.3	60.1	57.3	55.8	58.0	58.0	58.9
Top Speed [km/h]	63.9	62.9	61.8	59.1	57.0	58.9	60.0	60.7
Avg. Dist. to Rail [m]	5.8	1.5	1.3	1.7	1.4	0.7	0.7	0.3
Avg. Stride Freq. [Hz]	2.3	2.3	2.2	2.2	2.2	2.2	2.2	2.2
Avg. Stride Length [m]	6.4	7.5	7.5	7.3	7.2	7.4	7.4	7.3



- [ ] Ranking at each section and finish
- .-.- No data available at this section
- NA No data available



Horse/Jockey Name	You'll Never Guess
Final Rank	10
Fastest Section Time (Section)	0:11.46 (1400m)
Top Speed [km/h] (Section)	64.4 (1200m)
Race State	Finished



### Ipswich QLD Professional

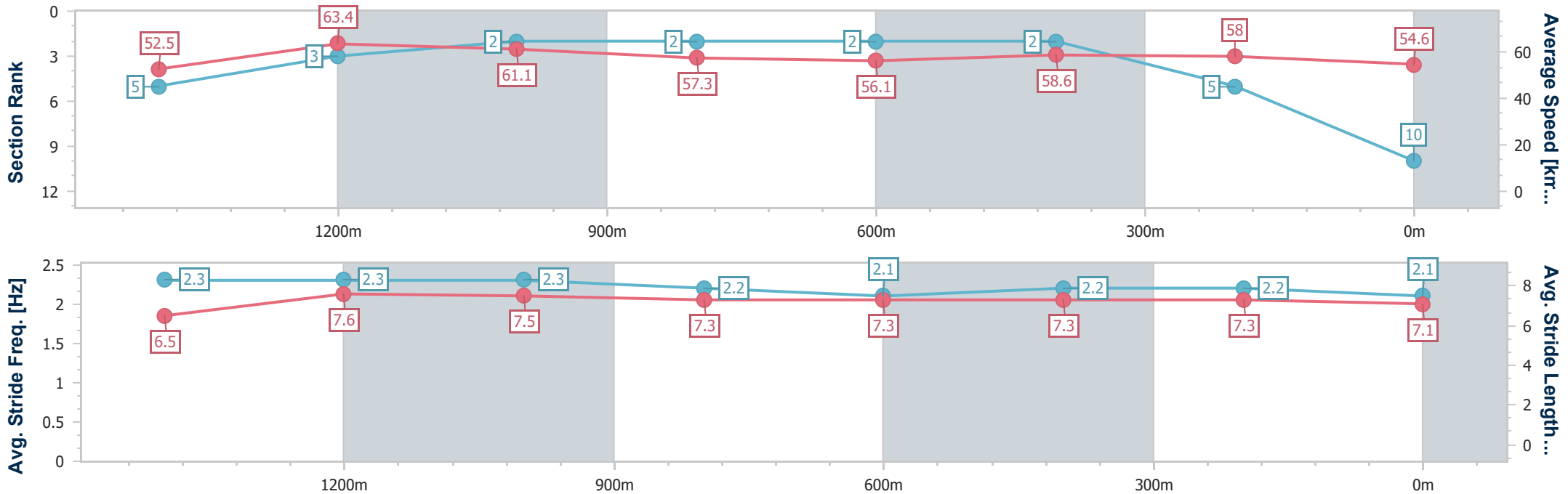
Race 1: BARRIER REEF POOLS Maiden Handicap - 1670m

19 September 2024 - 12:38



Track Rating: Soft 5, Weather: Fine, Rail Position: +1m Entire

Section	Overall	1400m	1200m	1000m	800m	600m	400m	200m
Section Times	1:45.32 [10] (0:18.70)	1:26.62 [5] (0:11.46)	1:15.16 [3] (0:11.81)	1:03.35 [2] (0:12.62)	0:50.73 [2] (0:12.86)	0:37.87 [2] (0:12.28)	0:25.59 [2] (0:12.47)	0:13.12 [5] (0:13.12)
Average Speed [km/h]	52.5	63.4	61.1	57.3	56.1	58.6	58.0	54.6
Top Speed [km/h]	63.7	64.2	64.4	61.4	57.4	59.6	59.5	58.5
Avg. Dist. to Rail [m]	7.7	2.4	1.0	0.5	0.6	0.2	0.6	1.2
Avg. Stride Freq. [Hz]	2.3	2.3	2.3	2.2	2.1	2.2	2.2	2.1
Avg. Stride Length [m]	6.5	7.6	7.5	7.3	7.3	7.3	7.3	7.1



- [ ] Ranking at each section and finish
- .-.- No data available at this section
- NA No data available



Horse/Jockey Name	Sistine Chapel
Final Rank	11
Fastest Section Time (Section)	0:11.99 (1400m)
Top Speed [km/h] (Section)	63.8 (Overall)
Race State	Finished



### Ipswich QLD Professional

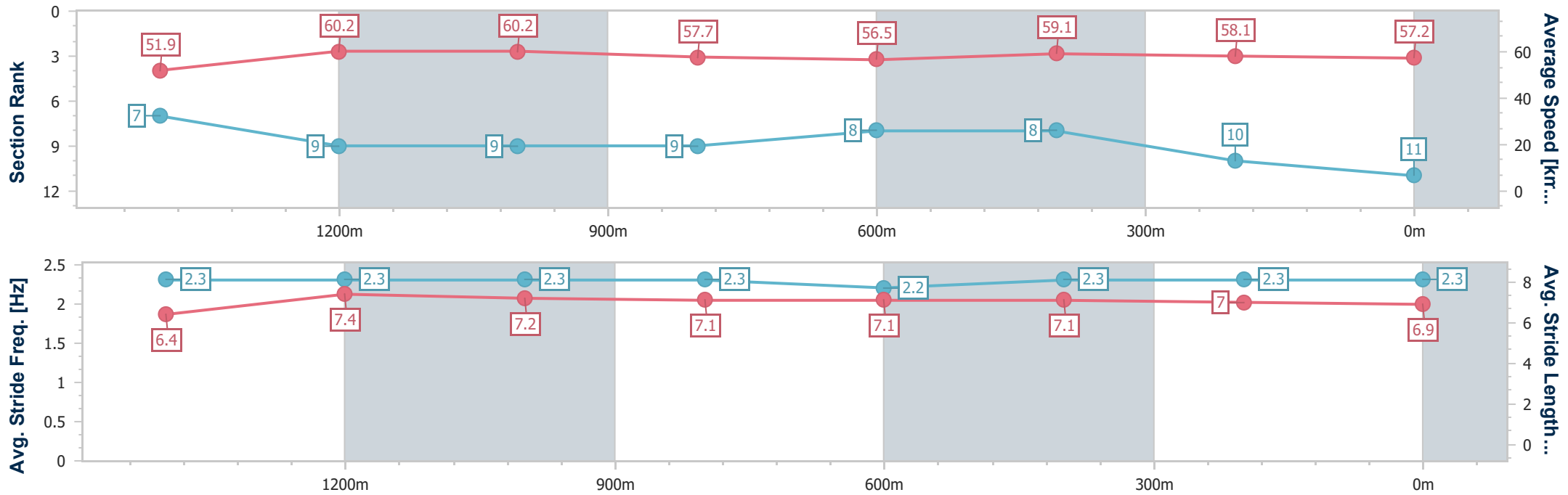
Race 1: BARRIER REEF POOLS Maiden Handicap - 1670m

19 September 2024 - 12:38



Track Rating: Soft 5, Weather: Fine, Rail Position: +1m Entire

Section	Overall	1400m	1200m	1000m	800m	600m	400m	200m
Section Times	1:45.35 [11] (0:18.77)	1:26.58 [7] (0:11.99)	1:14.59 [9] (0:12.00)	1:02.59 [9] (0:12.47)	0:50.12 [9] (0:12.79)	0:37.33 [8] (0:12.21)	0:25.12 [8] (0:12.53)	0:12.59 [10] (0:12.59)
Average Speed [km/h]	51.9	60.2	60.2	57.7	56.5	59.1	58.1	57.2
Top Speed [km/h]	63.8	62.0	61.8	59.3	57.6	59.8	59.3	58.7
Avg. Dist. to Rail [m]	3.0	0.5	0.8	0.8	0.4	0.7	2.9	2.9
Avg. Stride Freq. [Hz]	2.3	2.3	2.3	2.3	2.2	2.3	2.3	2.3
Avg. Stride Length [m]	6.4	7.4	7.2	7.1	7.1	7.1	7.0	6.9



- [ ] Ranking at each section and finish
- .-.- No data available at this section
- NA No data available



# Ipswich QLD Professional

## Race 2: RAY WHITE IPSWICH BENCHMARK 65 Handicap - 1670m

19 September 2024 - 13:12



Track Rating: Good 4, Weather: Fine, Rail Position: +1m Entire

Section														
Field Times														
	Overall	1400m	1200m	1000m	800m	600m	400m	Last 600m						
	1:43.10 (0:18.42)	1:24.68 (0:11.39)	1:13.29 (0:11.95)	1:01.34 (0:12.19)	0:49.15 (0:12.17)	0:36.98 (0:12.07)	0:24.91 (0:12.55)	0:36.98						
Rank	TAB	Horse/Jockey	Barrier	Top Speed [km/h]	Fastest Section									Distance Travelled [m]
1	2	PICK ZA BEANS Kyle Wilson-Taylor	5	64.5 1400m	0:11.31 1400m	1:43.10 [1] (0:18.86)	1:24.24 [7] (0:11.31)	1:12.93 [3] (0:11.93)	1:01.00 [3] (0:12.14)	0:48.86 [3] (0:12.15)	0:36.71 [4] (0:12.07)	0:24.64 [4] (0:12.31)	0:36.71	
2	7	GIDDY GAN'S JOY Cejay Graham	7	63.4 Overall	0:11.73 1400m	1:43.32 [2] (0:18.71)	1:24.61 [4] (0:11.73)	1:12.88 [5] (0:11.90)	1:00.98 [5] (0:12.19)	0:48.79 [5] (0:11.83)	0:36.96 [3] (0:12.00)	0:24.96 [3] (0:12.38)	0:36.96	+3
3	4	MAUI Rob Thorburn	8	64.4 Overall	0:11.41 1400m	1:43.41 [3] (0:18.57)	1:24.84 [2] (0:11.41)	1:13.43 [2] (0:11.92)	1:01.51 [2] (0:12.17)	0:49.34 [2] (0:12.14)	0:37.20 [2] (0:12.04)	0:25.16 [2] (0:12.53)	0:37.20	+0
4	5	BLAGNY Jag Guthmann-Chester	4	64.2 Overall	0:11.69 1400m	1:43.57 [4] (0:18.81)	1:24.76 [5] (0:11.69)	1:13.07 [6] (0:11.94)	1:01.13 [6] (0:12.16)	0:48.97 [6] (0:12.07)	0:36.90 [6] (0:12.04)	0:24.86 [6] (0:12.29)	0:36.90	+1
5	3	HIT 'EM UP Robbie Dolan	3	64.2 Overall	0:11.66 1400m	1:43.96 [5] (0:18.60)	1:25.36 [3] (0:11.66)	1:13.70 [4] (0:11.93)	1:01.77 [4] (0:12.23)	0:49.54 [4] (0:12.06)	0:37.48 [5] (0:12.18)	0:25.30 [5] (0:12.47)	0:37.48	-1
6	8	MILAGRO Mark Du Plessis	10	62.8 1400m	0:11.79 1400m	1:44.03 [6] (0:18.86)	1:25.17 [6] (0:11.79)	1:13.38 [7] (0:11.80)	1:01.58 [7] (0:12.15)	0:49.43 [7] (0:12.07)	0:37.36 [6] (0:12.04)	0:25.32 [7] (0:12.43)	0:37.36	+0
7	9	ZEPHYRZ ZOOM Samantha Collett	6	63.7 Overall	0:11.69 1400m	1:44.12 [7] (0:19.33)	1:24.79 [9] (0:11.69)	1:13.10 [8] (0:11.80)	1:01.30 [8] (0:12.10)	0:49.20 [8] (0:11.87)	0:37.33 [8] (0:12.26)	0:25.07 [9] (0:12.58)	0:37.33	+2
8	6	YALLA Angela Jones	1	63.6 1400m	0:11.39 1400m	1:44.13 [8] (0:18.42)	1:25.71 [1] (0:11.39)	1:14.32 [1] (0:11.95)	1:02.37 [1] (0:12.19)	0:50.18 [1] (0:12.17)	0:38.01 [1] (0:12.07)	0:25.94 [1] (0:12.68)	0:38.01	+0
9	11	BRIEF SOJOURN Brooke Ainsworth	2	62.0 1200m	0:11.79 1200m	1:44.18 [9] (0:19.24)	1:24.94 [8] (0:11.80)	1:13.14 [9] (0:11.79)	1:01.35 [9] (0:12.11)	0:49.24 [9] (0:11.99)	0:37.25 [9] (0:12.07)	0:25.18 [8] (0:12.42)	0:37.25	+0
10	10	WHYTEEPEE Luke Tarrant	9	62.0 Overall	0:11.89 1200m	1:44.80 [10] (0:19.54)	1:25.26 [10] (0:11.97)	1:13.29 [10] (0:11.89)	1:01.40 [10] (0:12.00)	0:49.40 [10] (0:11.95)	0:37.45 [10] (0:12.16)	0:25.29 [10] (0:12.43)	0:37.45	+2

Scratched: Termite (#12), American Phireball (#1)

[ ] Ranking at each section and finish  
 -:-:- No data available at this section  
 NA No data available

SCN Saddle cloth number  
 DNF Did not finish  
 DNT Did not track





# Ipswich QLD Professional

## Race 2: RAY WHITE IPSWICH BENCHMARK 65 Handicap - 1670m

19 September 2024 - 13:12



Track Rating: Good 4, Weather: Fine, Rail Position: +1m Entire

Section							200m			Last 600m
Field Times							0:12.36			0:36.98
							(0:12.36)			
Rank	TAB	Horse/Jockey	Barrier	Top Speed [km/h]	Fastest Section	Margin			Distance Travelled [m]	
1	2	<b>PICK ZA BEANS</b>	5	64.5	0:11.31	0:12.33 [2]	1:43.10		0:36.71	
		Kyle Wilson-Taylor		1400m	1400m	(0:12.33)				
2	7	<b>GIDDY GAN'S JOY</b>	7	63.4	0:11.73	0:12.58 [1]	1.29L		0:36.96 +3	
		Cejay Graham		Overall	1400m	(0:12.58)				
3	4	<b>MAUI</b>	8	64.4	0:11.41	0:12.63 [3]	1.83L		0:37.20 +0	
		Rob Thorburn		Overall	1400m	(0:12.63)				
4	5	<b>BLAGNY</b>	4	64.2	0:11.69	0:12.57 [5]	2.75L		0:36.90 +1	
		Jag Guthmann-Chester		Overall	1400m	(0:12.57)				
5	3	<b>HIT 'EM UP</b>	3	64.2	0:11.66	0:12.83 [6]	5.08L		0:37.48 -1	
		Robbie Dolan		Overall	1400m	(0:12.83)				
6	8	<b>MILAGRO</b>	10	62.8	0:11.79	0:12.89 [7]	5.45L		0:37.36 +0	
		Mark Du Plessis		1400m	1400m	(0:12.89)				
7	9	<b>ZEPHYRZ ZOOM</b>	6	63.7	0:11.69	0:12.49 [9]	5.99L		0:37.33 +2	
		Samantha Collett		Overall	1400m	(0:12.49)				
8	6	<b>YALLA</b>	1	63.6	0:11.39	0:13.26 [4]	6.09L		0:38.01 +0	
		Angela Jones		1400m	1400m	(0:13.26)				
9	11	<b>BRIEF SOJOURN</b>	2	62.0	0:11.79	0:12.76 [8]	6.37L		0:37.25 +0	
		Brooke Ainsworth		1200m	1200m	(0:12.76)				
10	10	<b>WHYTEEPEE</b>	9	62.0	0:11.89	0:12.86 [10]	10L		0:37.45 +2	
		Luke Tarrant		Overall	1200m	(0:12.86)				

Scratched: Termite (#12), American Phireball (#1)

[ ] Ranking at each section and finish  
 -:-:- No data available at this section  
 NA No data available

SCN Saddle cloth number  
 DNF Did not finish  
 DNT Did not track



Horse/Jockey Name	Pick Za Beans
Final Rank	1
Fastest Section Time (Section)	0:11.31 (1400m)
Top Speed [km/h] (Section)	64.5 (1400m)
Race State	Finished



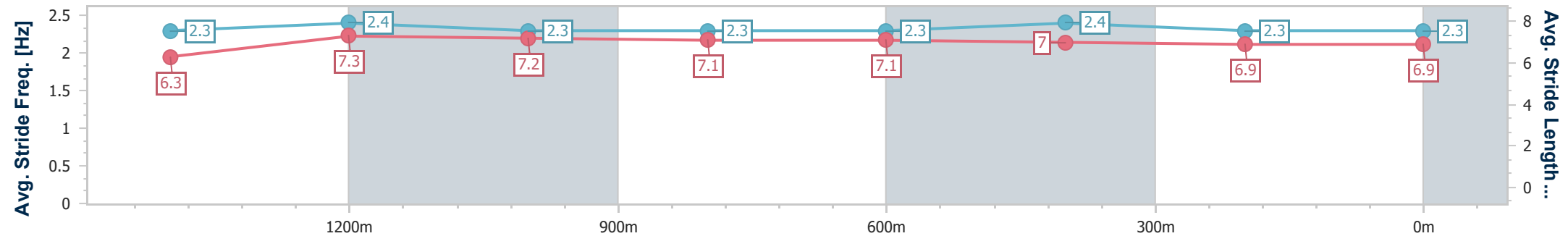
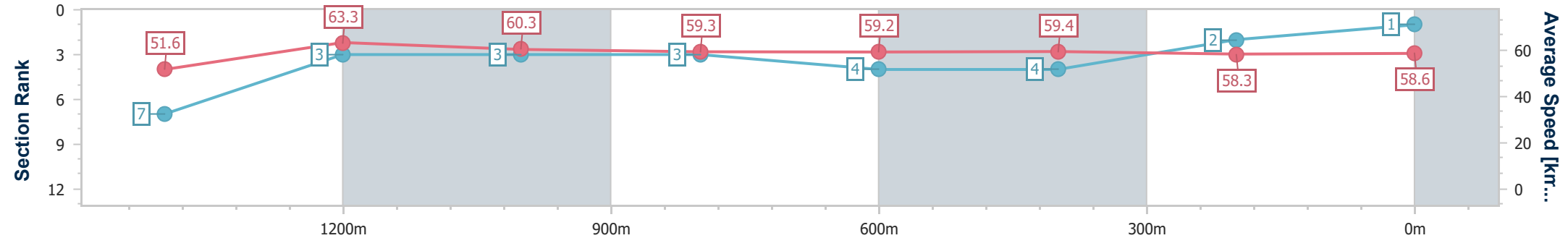
Ipswich QLD Professional  
Race 2: RAY WHITE IPSWICH BENCHMARK 65 Handicap - 1670m



19 September 2024 - 13:12

Track Rating: Good 4, Weather: Fine, Rail Position: +1m Entire

Section	Overall	1400m	1200m	1000m	800m	600m	400m	200m					
Section Times	1:43.10 [1] (0:18.86)	1:24.24 [7] (0:11.31)	1:12.93 [3] (0:11.93)	1:01.00 [3] (0:12.14)	0:48.86 [3] (0:12.15)	0:36.71 [4] (0:12.07)	0:24.64 [4] (0:12.31)	0:12.33 [2] (0:12.33)					
Average Speed [km/h]	51.6	63.3	60.3	59.3	59.2	59.4	58.3	58.6					
Top Speed [km/h]	64.4	64.5	61.9	60.2	59.8	60.5	59.6	59.8					
Avg. Dist. to Rail [m]	3.6	1.2	0.6	0.3	0.5	0.5	0.8	1.5					
Avg. Stride Freq. [Hz]	2.3	2.4	2.3	2.3	2.3	2.4	2.3	2.3					
Avg. Stride Length [m]	6.3	7.3	7.2	7.1	7.1	7.0	6.9	6.9					



- [ ] Ranking at each section and finish
- .-.- No data available at this section
- NA No data available



Horse/Jockey Name	Giddy Gan's Joy
Final Rank	2
Fastest Section Time (Section)	0:11.73 (1400m)
Top Speed [km/h] (Section)	63.4 (Overall)
Race State	Finished



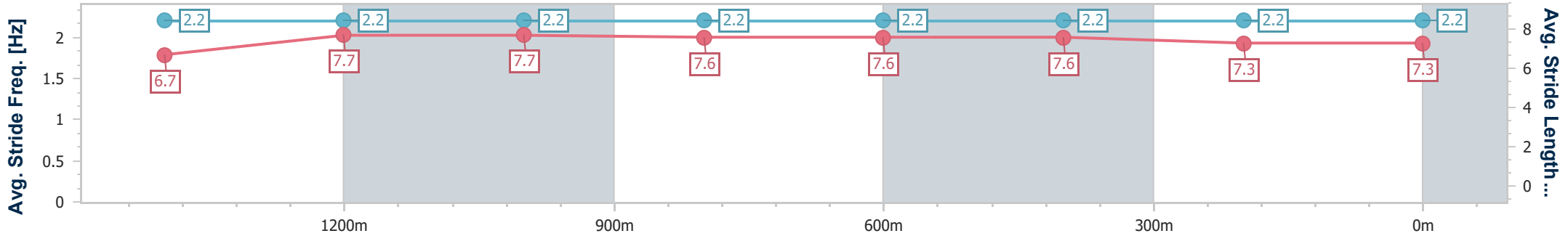
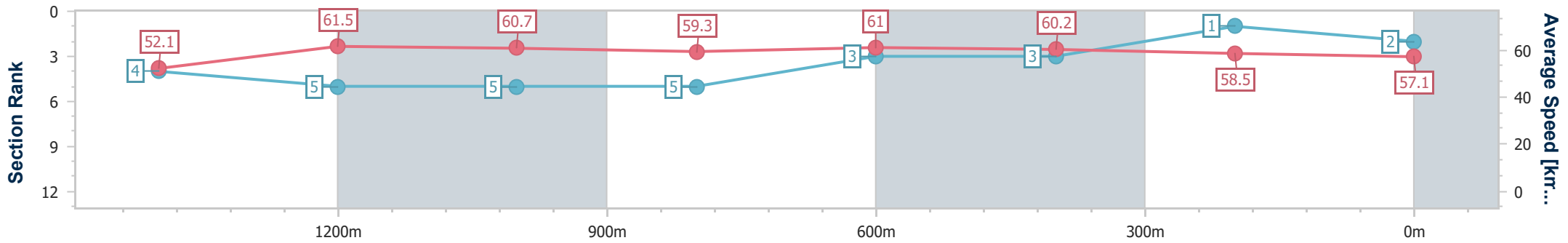
Ipswich QLD Professional  
Race 2: RAY WHITE IPSWICH BENCHMARK 65 Handicap - 1670m



19 September 2024 - 13:12

Track Rating: Good 4, Weather: Fine, Rail Position: +1m Entire

Section	Overall	1400m	1200m	1000m	800m	600m	400m	200m
Section Times	1:43.32 [2] (0:18.71)	1:24.61 [4] (0:11.73)	1:12.88 [5] (0:11.90)	1:00.98 [5] (0:12.19)	0:48.79 [5] (0:11.83)	0:36.96 [3] (0:12.00)	0:24.96 [3] (0:12.38)	0:12.58 [1] (0:12.58)
Average Speed [km/h]	52.1	61.5	60.7	59.3	61.0	60.2	58.5	57.1
Top Speed [km/h]	63.4	63.1	61.4	60.0	62.1	60.9	59.4	58.1
Avg. Dist. to Rail [m]	6.2	1.0	0.8	0.8	1.1	0.9	2.0	3.1
Avg. Stride Freq. [Hz]	2.2	2.2	2.2	2.2	2.2	2.2	2.2	2.2
Avg. Stride Length [m]	6.7	7.7	7.7	7.6	7.6	7.6	7.3	7.3



- [ ] Ranking at each section and finish
- .-.- No data available at this section
- NA No data available



Horse/Jockey Name	Maui
Final Rank	3
Fastest Section Time (Section)	0:11.41 (1400m)
Top Speed [km/h] (Section)	64.4 (Overall)
Race State	Finished



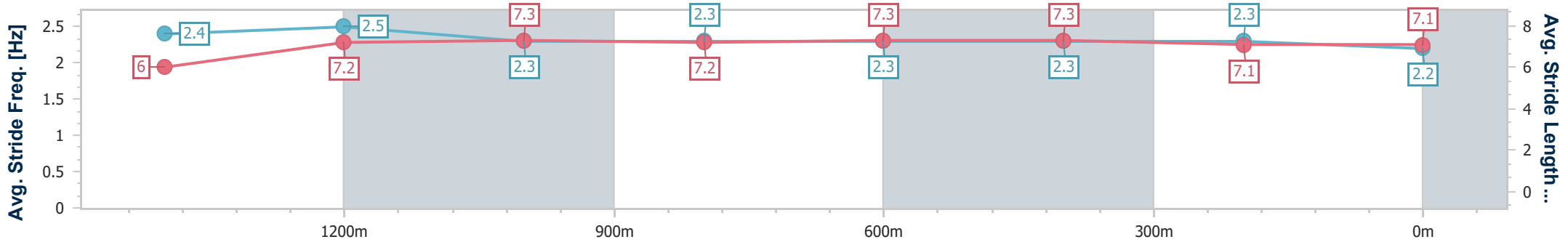
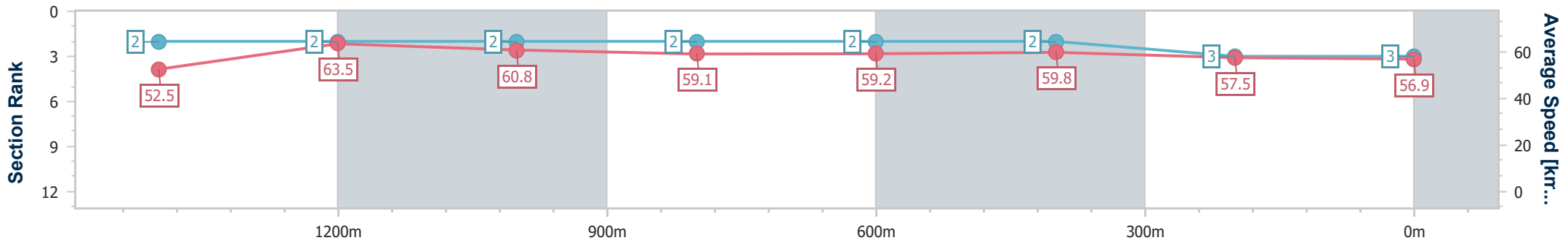
Ipswich QLD Professional  
Race 2: RAY WHITE IPSWICH BENCHMARK 65 Handicap - 1670m



19 September 2024 - 13:12

Track Rating: Good 4, Weather: Fine, Rail Position: +1m Entire

Section	Overall	1400m	1200m	1000m	800m	600m	400m	200m
Section Times	1:43.41 [3] (0:18.57)	1:24.84 [2] (0:11.41)	1:13.43 [2] (0:11.92)	1:01.51 [2] (0:12.17)	0:49.34 [2] (0:12.14)	0:37.20 [2] (0:12.04)	0:25.16 [2] (0:12.53)	0:12.63 [3] (0:12.63)
Average Speed [km/h]	52.5	63.5	60.8	59.1	59.2	59.8	57.5	56.9
Top Speed [km/h]	64.4	64.4	63.2	59.7	60.0	60.5	59.2	58.3
Avg. Dist. to Rail [m]	8.6	1.8	0.7	0.5	0.1	0.5	0.8	1.8
Avg. Stride Freq. [Hz]	2.4	2.5	2.3	2.3	2.3	2.3	2.3	2.2
Avg. Stride Length [m]	6.0	7.2	7.3	7.2	7.3	7.3	7.1	7.1



- [ ] Ranking at each section and finish
- .-.- No data available at this section
- NA No data available



Horse/Jockey Name	Blagny
Final Rank	4
Fastest Section Time (Section)	0:11.69 (1400m)
Top Speed [km/h] (Section)	64.2 (Overall)
Race State	Finished



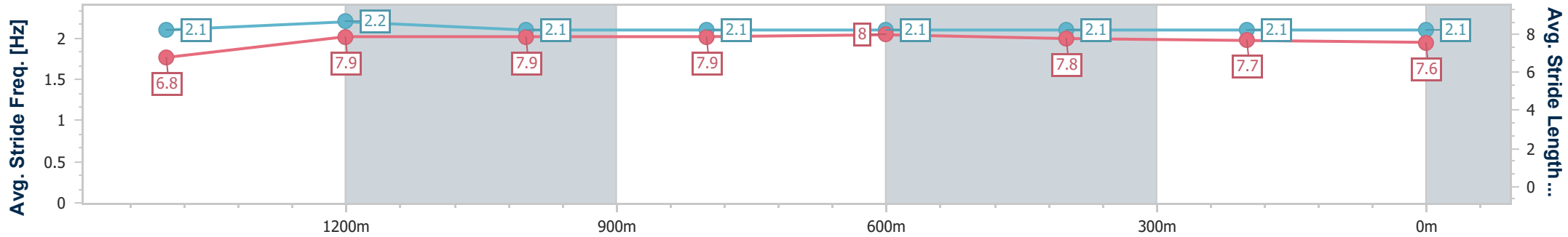
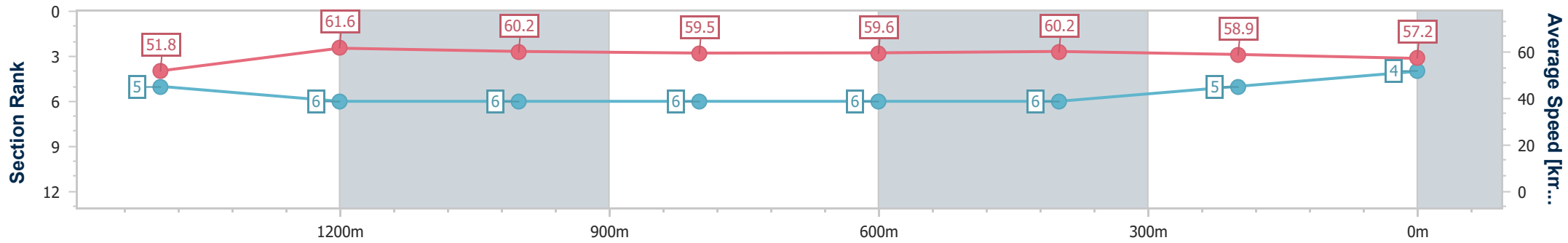
Ipswich QLD Professional  
Race 2: RAY WHITE IPSWICH BENCHMARK 65 Handicap - 1670m



19 September 2024 - 13:12

Track Rating: Good 4, Weather: Fine, Rail Position: +1m Entire

Section	Overall	1400m	1200m	1000m	800m	600m	400m	200m					
Section Times	1:43.57 [4] (0:18.81)	1:24.76 [5] (0:11.69)	1:13.07 [6] (0:11.94)	1:01.13 [6] (0:12.16)	0:48.97 [6] (0:12.07)	0:36.90 [6] (0:12.04)	0:24.86 [6] (0:12.29)	0:12.57 [5] (0:12.57)					
Average Speed [km/h]	51.8	61.6	60.2	59.5	59.6	60.2	58.9	57.2					
Top Speed [km/h]	64.2	62.4	61.1	59.7	60.2	61.2	60.2	58.0					
Avg. Dist. to Rail [m]	4.2	0.2	0.2	0.3	0.1	1.1	2.0	4.0					
Avg. Stride Freq. [Hz]	2.1	2.2	2.1	2.1	2.1	2.1	2.1	2.1					
Avg. Stride Length [m]	6.8	7.9	7.9	7.9	8.0	7.8	7.7	7.6					



- [ ] Ranking at each section and finish
- .-.- No data available at this section
- NA No data available



Horse/Jockey Name	Hit 'Em Up
Final Rank	5
Fastest Section Time (Section)	0:11.66 (1400m)
Top Speed [km/h] (Section)	64.2 (Overall)
Race State	Finished



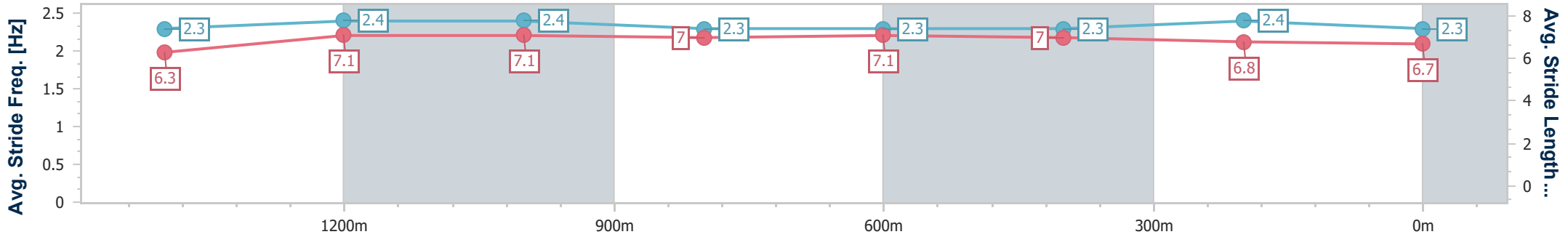
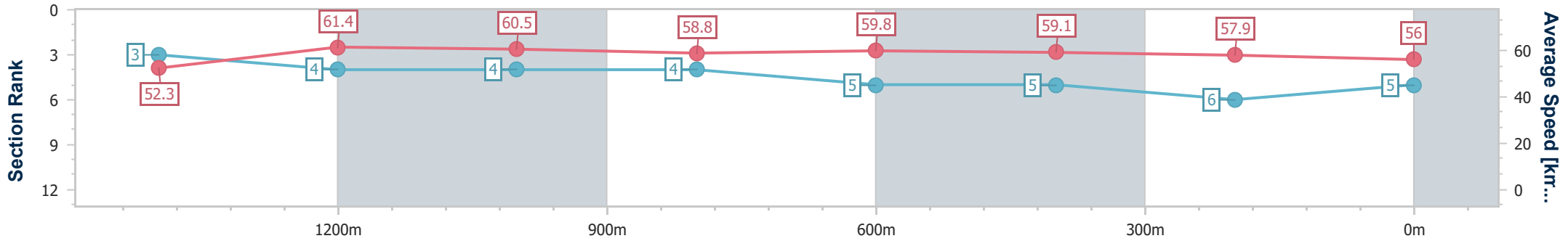
Ipswich QLD Professional  
Race 2: RAY WHITE IPSWICH BENCHMARK 65 Handicap - 1670m



19 September 2024 - 13:12

Track Rating: Good 4, Weather: Fine, Rail Position: +1m Entire

Section	Overall	1400m	1200m	1000m	800m	600m	400m	200m
Section Times	1:43.96 [5] (0:18.60)	1:25.36 [3] (0:11.66)	1:13.70 [4] (0:11.93)	1:01.77 [4] (0:12.23)	0:49.54 [4] (0:12.06)	0:37.48 [5] (0:12.18)	0:25.30 [5] (0:12.47)	0:12.83 [6] (0:12.83)
Average Speed [km/h]	52.3	61.4	60.5	58.8	59.8	59.1	57.9	56.0
Top Speed [km/h]	64.2	62.8	62.0	59.5	61.2	60.1	59.8	57.5
Avg. Dist. to Rail [m]	3.6	0.3	0.1	0.2	0.4	0.3	0.9	2.2
Avg. Stride Freq. [Hz]	2.3	2.4	2.4	2.3	2.3	2.3	2.4	2.3
Avg. Stride Length [m]	6.3	7.1	7.1	7.0	7.1	7.0	6.8	6.7



- [ ] Ranking at each section and finish
- .-.- No data available at this section
- NA No data available



Horse/Jockey Name	Milagro
Final Rank	6
Fastest Section Time (Section)	0:11.79 (1400m)
Top Speed [km/h] (Section)	62.8 (1400m)
Race State	Finished



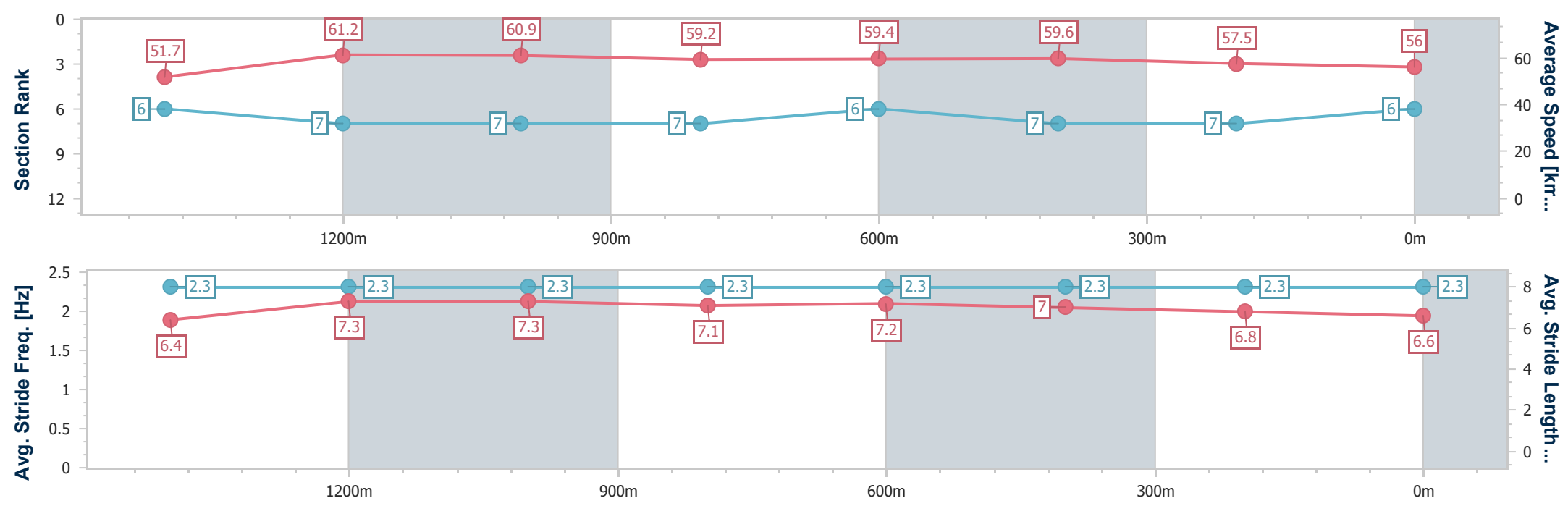
Ipswich QLD Professional  
Race 2: RAY WHITE IPSWICH BENCHMARK 65 Handicap - 1670m



19 September 2024 - 13:12

Track Rating: Good 4, Weather: Fine, Rail Position: +1m Entire

Section	Overall	1400m	1200m	1000m	800m	600m	400m	200m						
Section Times	1:44.03 [6] (0:18.86)	1:25.17 [6] (0:11.79)	1:13.38 [7] (0:11.80)	1:01.58 [7] (0:12.15)	0:49.43 [7] (0:12.07)	0:37.36 [6] (0:12.04)	0:25.32 [7] (0:12.43)	0:12.89 [7] (0:12.89)						
Average Speed [km/h]	51.7	61.2	60.9	59.2	59.4	59.6	57.5	56.0						
Top Speed [km/h]	62.2	62.8	62.6	60.5	60.9	60.2	59.5	56.9						
Avg. Dist. to Rail [m]	9.3	0.7	0.4	0.4	0.7	0.9	0.9	1.4						
Avg. Stride Freq. [Hz]	2.3	2.3	2.3	2.3	2.3	2.3	2.3	2.3						
Avg. Stride Length [m]	6.4	7.3	7.3	7.1	7.2	7.0	6.8	6.6						





Horse/Jockey Name	Zephyrz Zoom
Final Rank	7
Fastest Section Time (Section)	0:11.69 (1400m)
Top Speed [km/h] (Section)	63.7 (Overall)
Race State	Finished



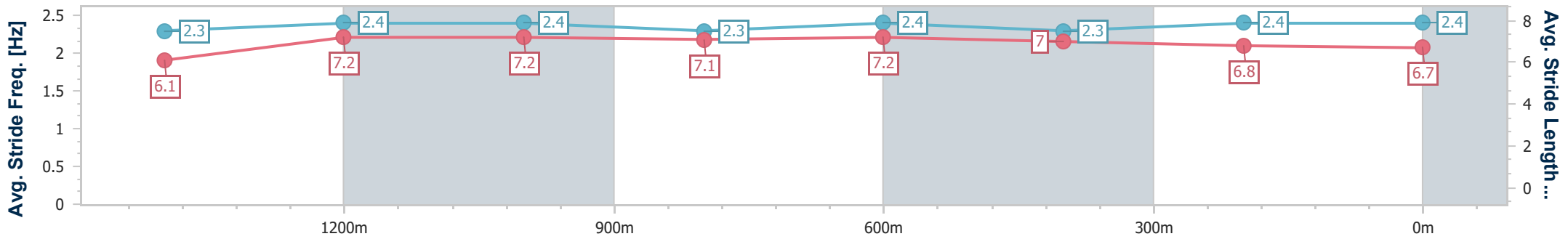
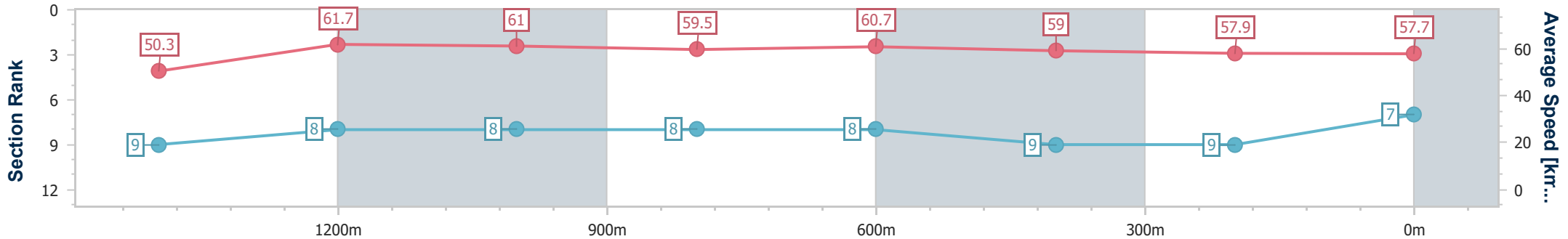
Ipswich QLD Professional  
 Race 2: RAY WHITE IPSWICH BENCHMARK 65 Handicap - 1670m



19 September 2024 - 13:12

Track Rating: Good 4, Weather: Fine, Rail Position: +1m Entire

Section	Overall	1400m	1200m	1000m	800m	600m	400m	200m
Section Times	1:44.12 [7] (0:19.33)	1:24.79 [9] (0:11.69)	1:13.10 [8] (0:11.80)	1:01.30 [8] (0:12.10)	0:49.20 [8] (0:11.87)	0:37.33 [8] (0:12.26)	0:25.07 [9] (0:12.58)	0:12.49 [9] (0:12.49)
Average Speed [km/h]	50.3	61.7	61.0	59.5	60.7	59.0	57.9	57.7
Top Speed [km/h]	63.7	63.4	62.4	60.7	61.8	60.6	58.7	58.5
Avg. Dist. to Rail [m]	5.1	0.5	0.2	0.3	0.5	1.3	3.5	6.4
Avg. Stride Freq. [Hz]	2.3	2.4	2.4	2.3	2.4	2.3	2.4	2.4
Avg. Stride Length [m]	6.1	7.2	7.2	7.1	7.2	7.0	6.8	6.7



- [ ] Ranking at each section and finish
- .-.- No data available at this section
- NA No data available





Horse/Jockey Name	Yalla
Final Rank	8
Fastest Section Time (Section)	0:11.39 (1400m)
Top Speed [km/h] (Section)	63.6 (1400m)
Race State	Finished



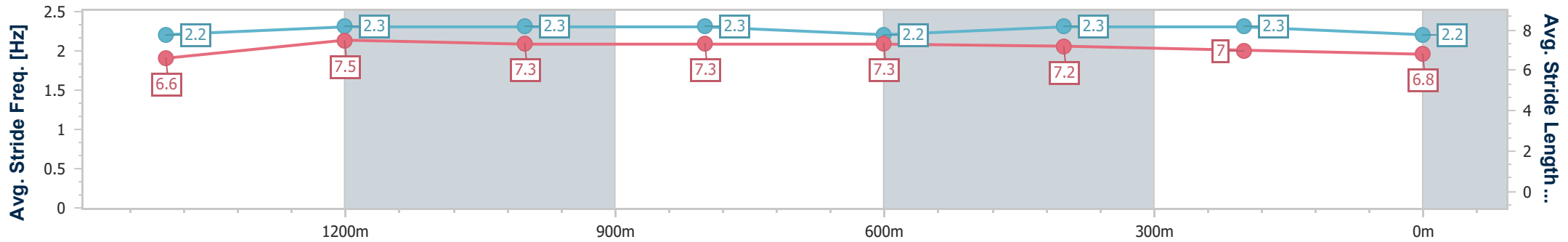
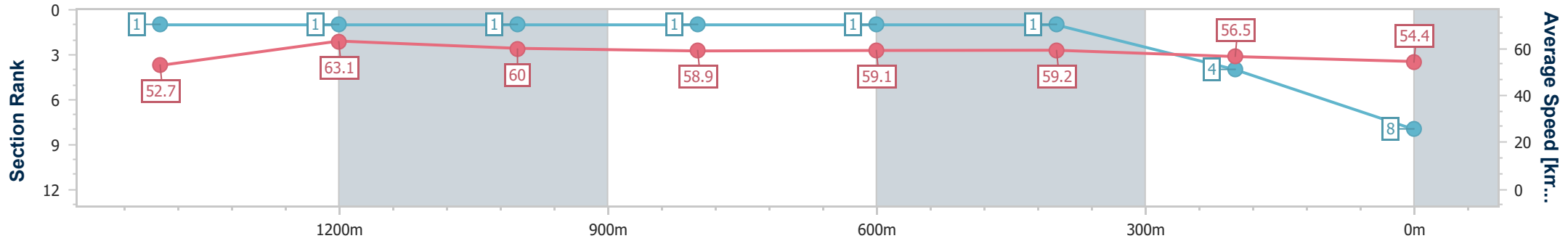
Ipswich QLD Professional  
Race 2: RAY WHITE IPSWICH BENCHMARK 65 Handicap - 1670m



19 September 2024 - 13:12

Track Rating: Good 4, Weather: Fine, Rail Position: +1m Entire

Section	Overall	1400m	1200m	1000m	800m	600m	400m	200m
Section Times	1:44.13 [8] (0:18.42)	1:25.71 [1] (0:11.39)	1:14.32 [1] (0:11.95)	1:02.37 [1] (0:12.19)	0:50.18 [1] (0:12.17)	0:38.01 [1] (0:12.07)	0:25.94 [1] (0:12.68)	0:13.26 [4] (0:13.26)
Average Speed [km/h]	52.7	63.1	60.0	58.9	59.1	59.2	56.5	54.4
Top Speed [km/h]	63.6	63.6	61.8	59.6	59.5	59.9	58.3	56.3
Avg. Dist. to Rail [m]	2.1	0.7	0.7	0.8	0.9	1.0	1.5	1.7
Avg. Stride Freq. [Hz]	2.2	2.3	2.3	2.3	2.2	2.3	2.3	2.2
Avg. Stride Length [m]	6.6	7.5	7.3	7.3	7.3	7.2	7.0	6.8



- [ ] Ranking at each section and finish
- .-.- No data available at this section
- NA No data available



Horse/Jockey Name	Brief Sojourn
Final Rank	9
Fastest Section Time (Section)	0:11.79 (1200m)
Top Speed [km/h] (Section)	62.0 (1200m)
Race State	Finished



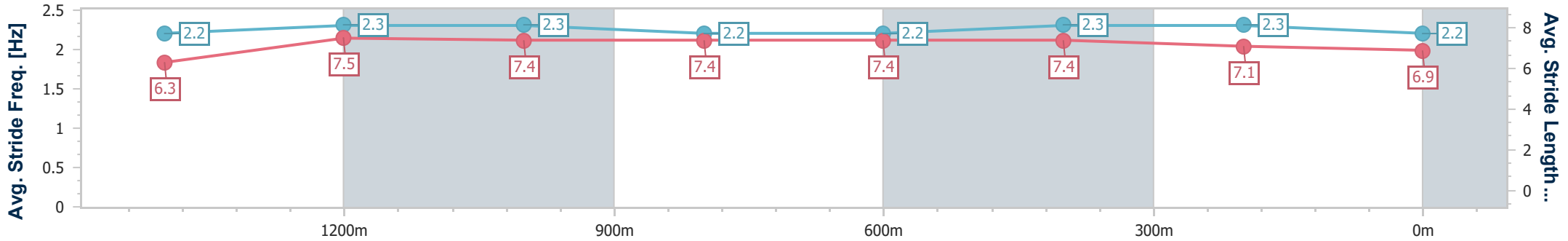
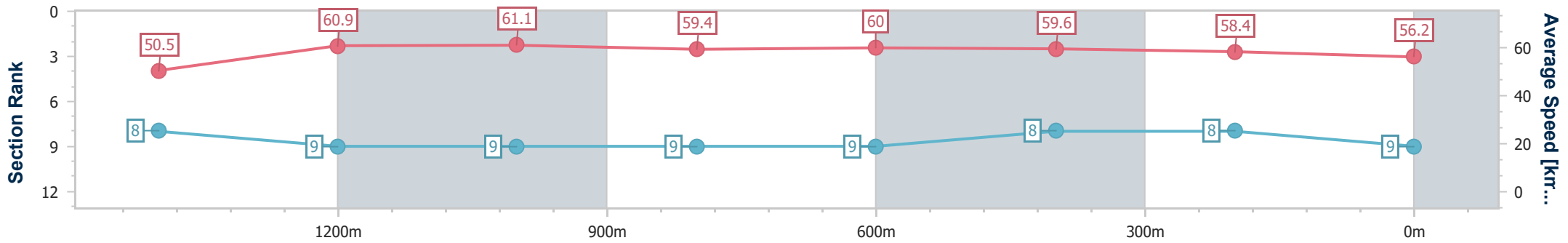
Ipswich QLD Professional  
Race 2: RAY WHITE IPSWICH BENCHMARK 65 Handicap - 1670m



19 September 2024 - 13:12

Track Rating: Good 4, Weather: Fine, Rail Position: +1m Entire

Section	Overall	1400m	1200m	1000m	800m	600m	400m	200m						
Section Times	1:44.18 [9] (0:19.24)	1:24.94 [8] (0:11.80)	1:13.14 [9] (0:11.79)	1:01.35 [9] (0:12.11)	0:49.24 [9] (0:11.99)	0:37.25 [9] (0:12.07)	0:25.18 [8] (0:12.42)	0:12.76 [8] (0:12.76)						
Average Speed [km/h]	50.5	60.9	61.1	59.4	60.0	59.6	58.4	56.2						
Top Speed [km/h]	61.7	61.8	62.0	60.3	60.9	60.0	59.5	57.1						
Avg. Dist. to Rail [m]	2.5	0.3	0.2	0.2	0.6	0.3	2.2	5.0						
Avg. Stride Freq. [Hz]	2.2	2.3	2.3	2.2	2.2	2.3	2.3	2.2						
Avg. Stride Length [m]	6.3	7.5	7.4	7.4	7.4	7.4	7.1	6.9						



- [ ] Ranking at each section and finish
- .-.- No data available at this section
- NA No data available



Horse/Jockey Name	Whyteepee
Final Rank	10
Fastest Section Time (Section)	0:11.89 (1200m)
Top Speed [km/h] (Section)	62.0 (Overall)
Race State	Finished



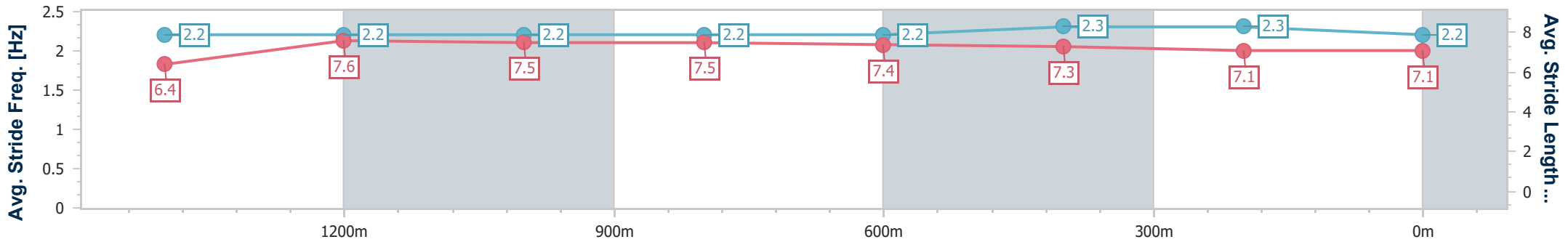
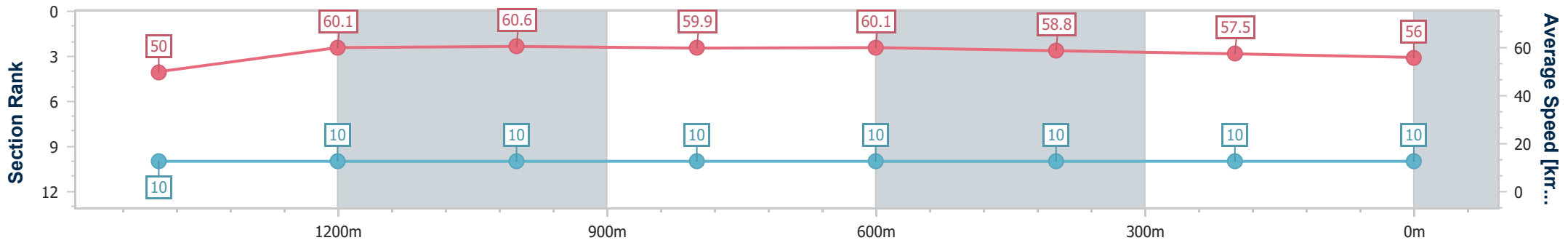
Ipswich QLD Professional  
 Race 2: RAY WHITE IPSWICH BENCHMARK 65 Handicap - 1670m



19 September 2024 - 13:12

Track Rating: Good 4, Weather: Fine, Rail Position: +1m Entire

Section	Overall	1400m	1200m	1000m	800m	600m	400m	200m
Section Times	1:44.80 [10] (0:19.54)	1:25.26 [10] (0:11.97)	1:13.29 [10] (0:11.89)	1:01.40 [10] (0:12.00)	0:49.40 [10] (0:11.95)	0:37.45 [10] (0:12.16)	0:25.29 [10] (0:12.43)	0:12.86 [10] (0:12.86)
Average Speed [km/h]	50.0	60.1	60.6	59.9	60.1	58.8	57.5	56.0
Top Speed [km/h]	62.0	60.7	61.1	60.8	60.6	59.8	58.1	57.7
Avg. Dist. to Rail [m]	4.9	0.1	0.2	0.2	0.6	1.2	0.8	0.8
Avg. Stride Freq. [Hz]	2.2	2.2	2.2	2.2	2.2	2.3	2.3	2.2
Avg. Stride Length [m]	6.4	7.6	7.5	7.5	7.4	7.3	7.1	7.1



- [ ] Ranking at each section and finish
- .-.- No data available at this section
- NA No data available

Track Rating: Good 4, Weather: Fine, Rail Position: +1m Entire

Section													
Field Times		Overall	1000m	800m	600m	400m	200m	Last 600m					
		1:05.46 (0:08.39)	0:57.07 (0:10.51)	0:46.56 (0:10.84)	0:35.72 (0:11.59)	0:24.13 (0:11.85)	0:12.28 (0:12.28)	0:35.72					
Rank	TAB	Horse/Jockey	Barrier	Top Speed [km/h]	Fastest Section	Overall	1000m	800m	600m	400m	200m	Margin	Distance Travelled [m]
1	7	CATALAN COMET Georgina Cartwright	9	70.2	0:08.39	1:05.46 [1] (0:08.39)	0:57.07 [2] (0:10.52)	0:46.55 [2] (0:10.83)	0:35.72 [1] (0:11.59)	0:24.13 [1] (0:11.85)	0:12.28 [1] (0:12.28)	1:05.46	0:35.72
2	14	SHAQUE D'AMOUR Michael Rodd	4	70.1	0:08.61	1:05.81 [2] (0:08.61)	0:57.20 [5] (0:10.49)	0:46.71 [3] (0:10.97)	0:35.74 [4] (0:11.63)	0:24.11 [4] (0:11.87)	0:12.24 [3] (0:12.24)	2.07L	0:35.74 -1
3	8	DISCOTHEQUE Andrew Mallyon	10	68.0	0:08.62	1:06.10 [3] (0:08.62)	0:57.48 [6] (0:10.81)	0:46.67 [6] (0:10.88)	0:35.79 [5] (0:11.44)	0:24.35 [5] (0:11.87)	0:12.48 [4] (0:12.48)	3.76L	0:35.79 +0
4	16	PANTHER POWER Minonette Kennedy	1	69.0	0:08.51	1:06.32 [4] (0:08.51)	0:57.81 [3] (0:10.66)	0:47.15 [4] (0:11.19)	0:35.96 [6] (0:11.57)	0:24.39 [6] (0:11.88)	0:12.51 [5] (0:12.51)	5.07L	0:35.96 +1
5	10	ASAMBE Cejay Graham	5	69.6	0:08.39	1:06.33 [5] (0:08.39)	0:57.94 [1] (0:10.51)	0:47.43 [1] (0:10.87)	0:36.56 [2] (0:11.59)	0:24.97 [2] (0:12.04)	0:12.93 [2] (0:12.93)	5.09L	0:36.56 +1
6	6	READY FOR THE TRIP Angela Jones	6	67.9	0:08.96	1:06.50 [6] (0:08.96)	0:57.54 [9] (0:10.80)	0:46.74 [8] (0:11.00)	0:35.74 [8] (0:11.59)	0:24.15 [8] (0:12.00)	0:12.15 [9] (0:12.15)	6.09L	0:35.74 +0
7	2	BERAJONDO Olivia Kendal	3	68.0	0:09.06	1:06.77 [7] (0:09.06)	0:57.71 [10] (0:10.82)	0:46.89 [9] (0:11.06)	0:35.83 [9] (0:11.54)	0:24.29 [9] (0:11.81)	0:12.48 [7] (0:12.48)	7.67L	0:35.83 +2
8	4	BRASS BAND James Orman	11	68.7	0:08.73	1:06.90 [8] (0:08.73)	0:58.17 [7] (0:10.85)	0:47.32 [7] (0:11.02)	0:36.30 [7] (0:11.47)	0:24.83 [7] (0:12.03)	0:12.80 [6] (0:12.80)	8.44L	0:36.30 +4
9	5	FANCY'S PRIDE Shania Willis	8	65.9	0:08.76	1:07.61 [9] (0:08.76)	0:58.85 [8] (0:11.13)	0:47.72 [10] (0:11.49)	0:36.23 [10] (0:11.80)	0:24.43 [10] (0:12.06)	0:12.37 [10] (0:12.37)	12.61L	0:36.23 +0
10	9	SIGLO DE ORO Kyle Wilson-Taylor	2	68.8	0:08.56	1:11.86 [10] (0:08.56)	1:03.30 [4] (0:10.64)	0:52.66 [5] (0:10.84)	0:41.82 [3] (0:11.48)	0:30.34 [3] (0:12.77)	0:17.57 [8] (0:17.57)	37.62L	0:41.82 +1

Scratched: Big Demeanor (#3), Before The Thunder (#1), Peterman (#11), Better Not Forget (#15), Scion (#13), Power Of Success (#12)



Horse/Jockey Name	Catalan Comet
Final Rank	1
Fastest Section Time (Section)	0:08.39 (Overall)
Top Speed [km/h] (Section)	70.2 (1000m)
Race State	Finished



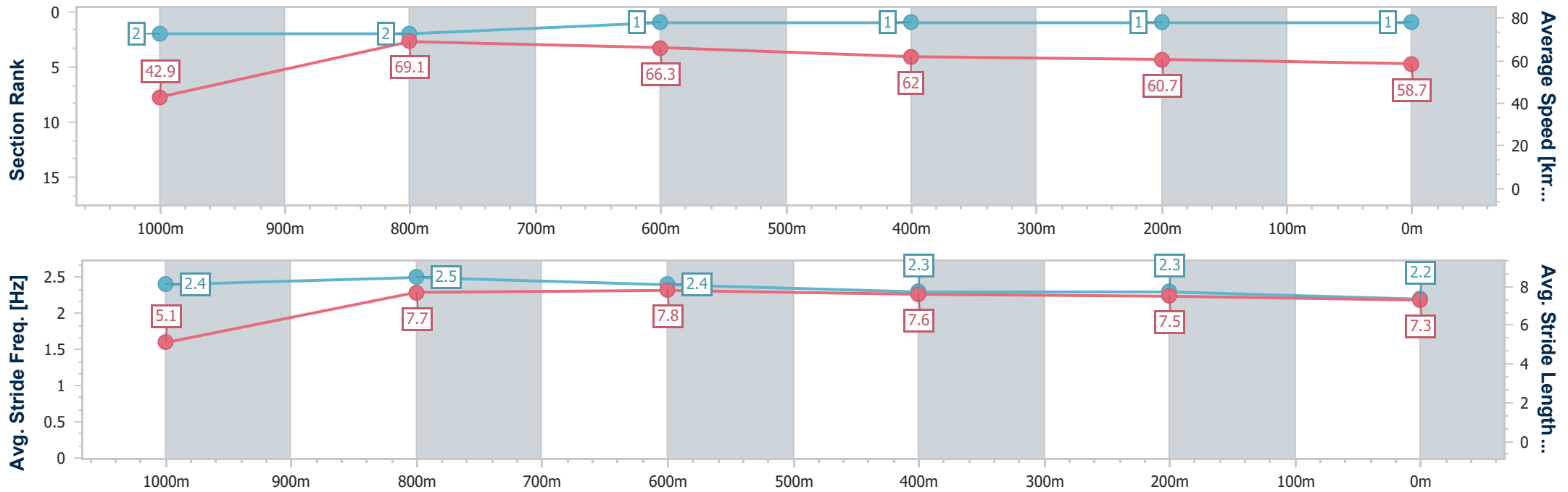
Ipswich QLD Professional  
 Race 3: GARY SIVYER MEMORIAL Colts, Geldings and Entires  
 Maiden Handicap - 1100m



19 September 2024 - 13:48

Track Rating: Good 4, Weather: Fine, Rail Position: +1m Entire

Section	Overall	1000m	800m	600m	400m	200m
Section Times	1:05.46 [1] (0:08.39)	0:57.07 [2] (0:10.52)	0:46.55 [2] (0:10.83)	0:35.72 [1] (0:11.59)	0:24.13 [1] (0:11.85)	0:12.28 [1] (0:12.28)
Average Speed [km/h]	42.9	69.1	66.3	62.0	60.7	58.7
Top Speed [km/h]	67.2	70.2	69.3	64.2	61.9	60.2
Avg. Dist. to Rail [m]	9.3	3.8	0.5	0.5	0.4	1.4
Avg. Stride Freq. [Hz]	2.4	2.5	2.4	2.3	2.3	2.2
Avg. Stride Length [m]	5.1	7.7	7.8	7.6	7.5	7.3



- [ ] Ranking at each section and finish
- .-.- No data available at this section
- NA No data available



Horse/Jockey Name	Shaque D'amour
Final Rank	2
Fastest Section Time (Section)	0:08.61 (Overall)
Top Speed [km/h] (Section)	70.1 (1000m)
Race State	Finished



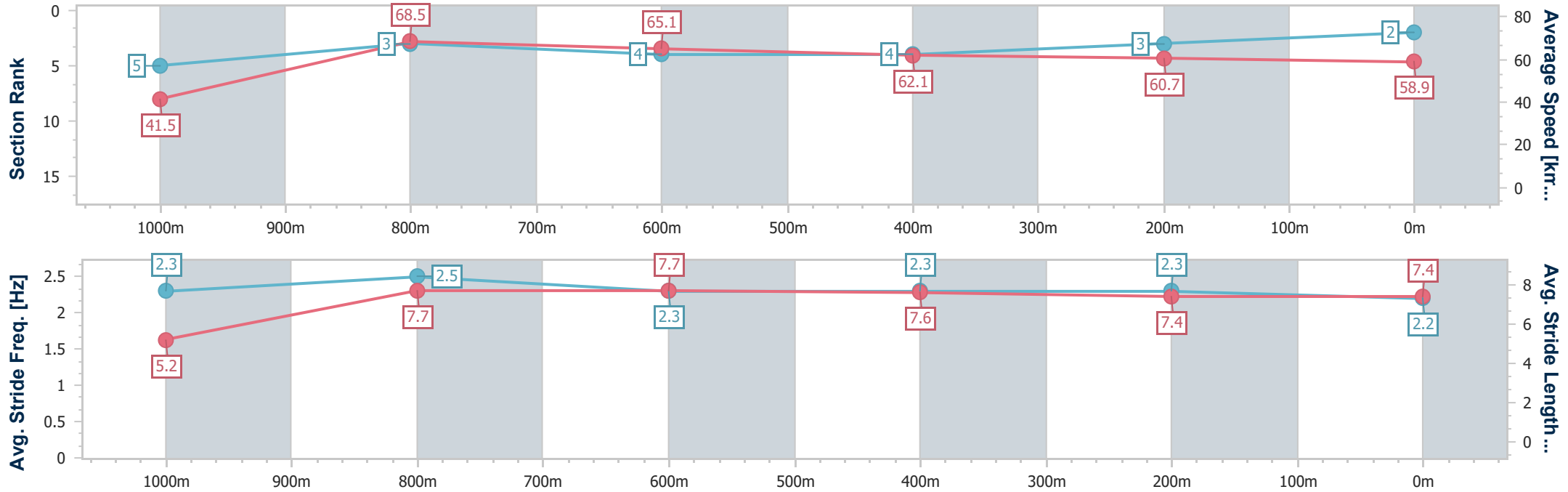
Ipswich QLD Professional  
 Race 3: GARY SIVYER MEMORIAL Colts, Geldings and Entires  
 Maiden Handicap - 1100m



19 September 2024 - 13:48

Track Rating: Good 4, Weather: Fine, Rail Position: +1m Entire

Section	Overall	1000m	800m	600m	400m	200m
Section Times	1:05.81 [2] (0:08.61)	0:57.20 [5] (0:10.49)	0:46.71 [3] (0:10.97)	0:35.74 [4] (0:11.63)	0:24.11 [4] (0:11.87)	0:12.24 [3] (0:12.24)
Average Speed [km/h]	41.5	68.5	65.1	62.1	60.7	58.9
Top Speed [km/h]	67.1	70.1	66.5	64.2	61.7	61.3
Avg. Dist. to Rail [m]	3.1	1.5	0.8	0.2	1.7	4.7
Avg. Stride Freq. [Hz]	2.3	2.5	2.3	2.3	2.3	2.2
Avg. Stride Length [m]	5.2	7.7	7.7	7.6	7.4	7.4



- [ ] Ranking at each section and finish
- .-.- No data available at this section
- NA No data available



Horse/Jockey Name	Discotheque
Final Rank	3
Fastest Section Time (Section)	0:08.62 (Overall)
Top Speed [km/h] (Section)	68.0 (1000m)
Race State	Finished



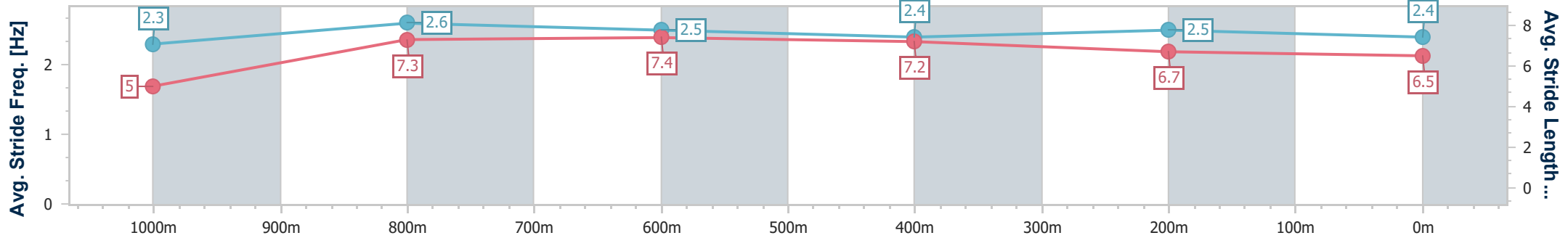
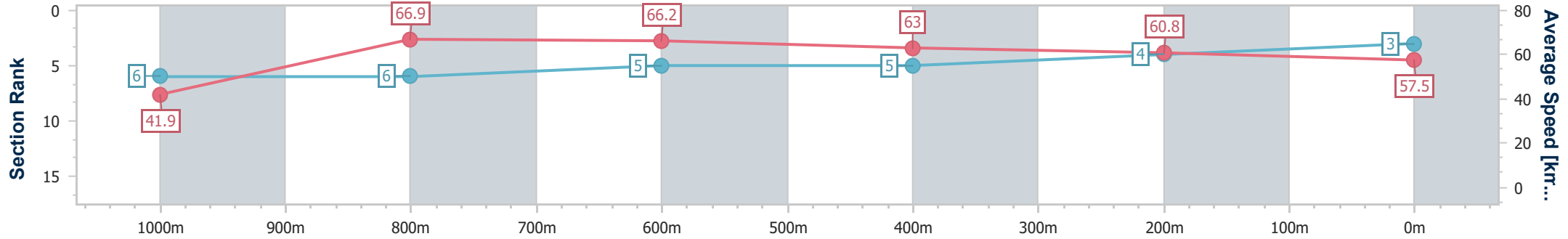
Ipswich QLD Professional  
 Race 3: GARY SIVYER MEMORIAL Colts, Geldings and Entires  
 Maiden Handicap - 1100m



19 September 2024 - 13:48

Track Rating: Good 4, Weather: Fine, Rail Position: +1m Entire

Section	Overall	1000m	800m	600m	400m	200m
Section Times	1:06.10 [3] (0:08.62)	0:57.48 [6] (0:10.81)	0:46.67 [6] (0:10.88)	0:35.79 [5] (0:11.44)	0:24.35 [5] (0:11.87)	0:12.48 [4] (0:12.48)
Average Speed [km/h]	41.9	66.9	66.2	63.0	60.8	57.5
Top Speed [km/h]	63.5	68.0	67.3	64.7	62.6	61.4
Avg. Dist. to Rail [m]	10.6	2.8	0.9	0.5	1.9	5.1
Avg. Stride Freq. [Hz]	2.3	2.6	2.5	2.4	2.5	2.4
Avg. Stride Length [m]	5.0	7.3	7.4	7.2	6.7	6.5



- [ ] Ranking at each section and finish
- .-.- No data available at this section
- NA No data available



Horse/Jockey Name	Panther Power
Final Rank	4
Fastest Section Time (Section)	0:08.51 (Overall)
Top Speed [km/h] (Section)	69.0 (1000m)
Race State	Finished



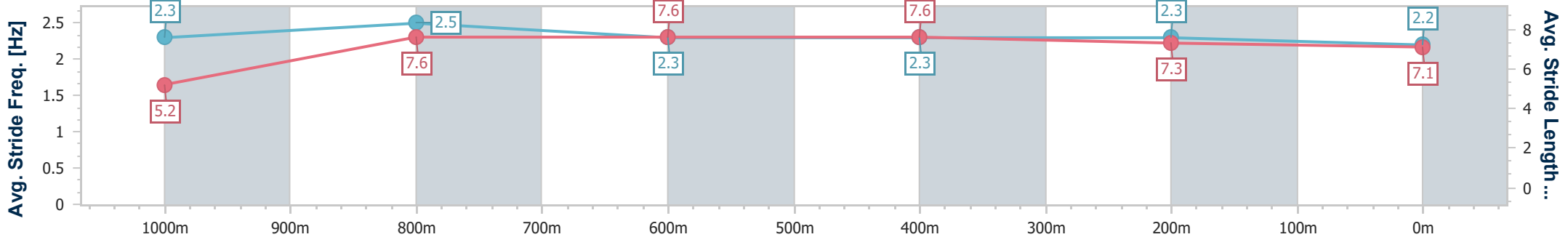
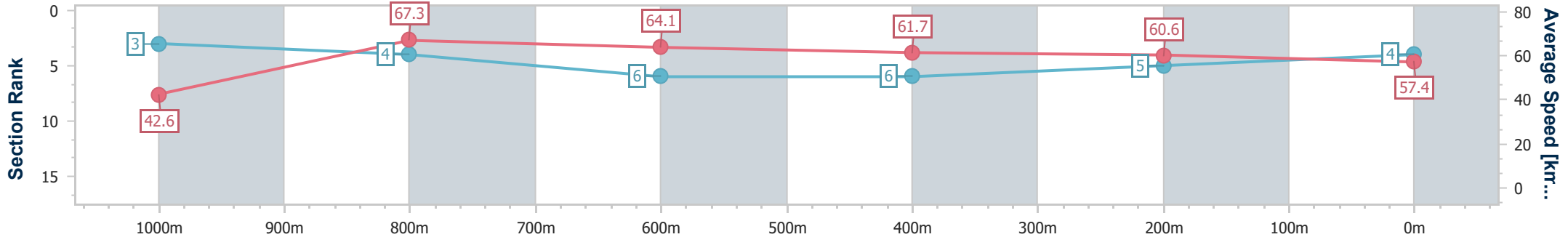
Ipswich QLD Professional  
 Race 3: GARY SIVYER MEMORIAL Colts, Geldings and Entires  
 Maiden Handicap - 1100m



19 September 2024 - 13:48

Track Rating: Good 4, Weather: Fine, Rail Position: +1m Entire

Section	Overall	1000m	800m	600m	400m	200m
Section Times	1:06.32 [4] (0:08.51)	0:57.81 [3] (0:10.66)	0:47.15 [4] (0:11.19)	0:35.96 [6] (0:11.57)	0:24.39 [6] (0:11.88)	0:12.51 [5] (0:12.51)
Average Speed [km/h]	42.6	67.3	64.1	61.7	60.6	57.4
Top Speed [km/h]	65.2	69.0	66.3	63.7	61.5	59.8
Avg. Dist. to Rail [m]	2.5	1.1	1.3	1.4	0.7	2.0
Avg. Stride Freq. [Hz]	2.3	2.5	2.3	2.3	2.3	2.2
Avg. Stride Length [m]	5.2	7.6	7.6	7.6	7.3	7.1



- [ ] Ranking at each section and finish
- .-.- No data available at this section
- NA No data available





Horse/Jockey Name	Asambe
Final Rank	5
Fastest Section Time (Section)	0:08.39 (Overall)
Top Speed [km/h] (Section)	69.6 (1000m)
Race State	Finished



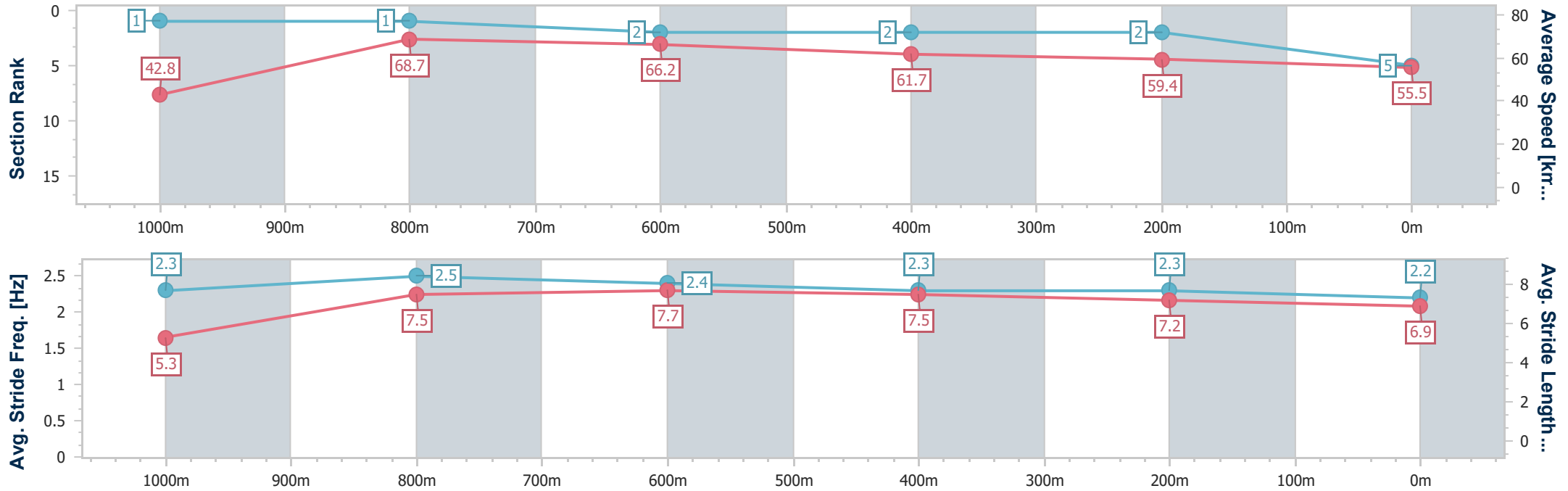
Ipswich QLD Professional  
 Race 3: GARY SIVYER MEMORIAL Colts, Geldings and Entires  
 Maiden Handicap - 1100m



19 September 2024 - 13:48

Track Rating: Good 4, Weather: Fine, Rail Position: +1m Entire

Section	Overall	1000m	800m	600m	400m	200m
Section Times	1:06.33 [5] (0:08.39)	0:57.94 [1] (0:10.51)	0:47.43 [1] (0:10.87)	0:36.56 [2] (0:11.59)	0:24.97 [2] (0:12.04)	0:12.93 [2] (0:12.93)
Average Speed [km/h]	42.8	68.7	66.2	61.7	59.4	55.5
Top Speed [km/h]	65.7	69.6	67.9	63.8	60.9	58.1
Avg. Dist. to Rail [m]	6.4	2.4	0.9	1.7	1.7	0.7
Avg. Stride Freq. [Hz]	2.3	2.5	2.4	2.3	2.3	2.2
Avg. Stride Length [m]	5.3	7.5	7.7	7.5	7.2	6.9



- [ ] Ranking at each section and finish
- .-.- No data available at this section
- NA No data available



Horse/Jockey Name	Ready For The Trip
Final Rank	6
Fastest Section Time (Section)	0:08.96 (Overall)
Top Speed [km/h] (Section)	67.9 (1000m)
Race State	Finished



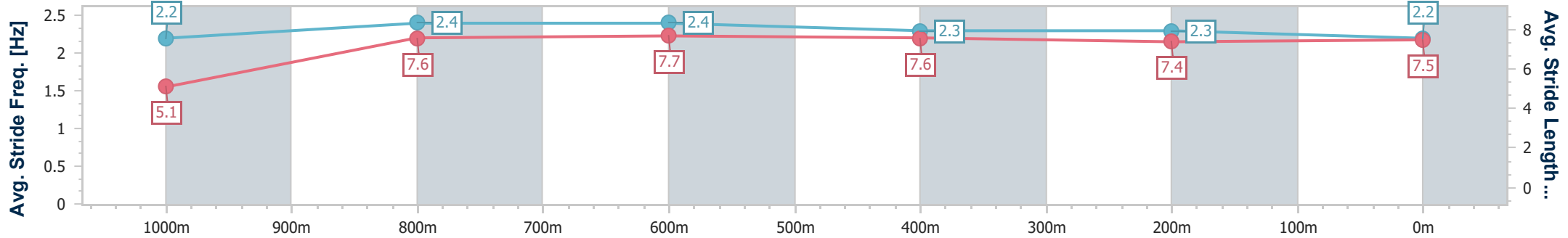
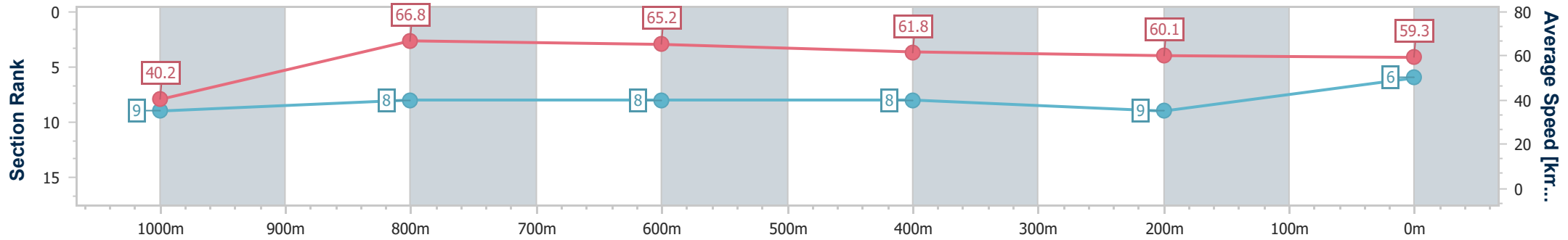
Ipswich QLD Professional  
 Race 3: GARY SIVYER MEMORIAL Colts, Geldings and Entires  
 Maiden Handicap - 1100m



19 September 2024 - 13:48

Track Rating: Good 4, Weather: Fine, Rail Position: +1m Entire

Section	Overall	1000m	800m	600m	400m	200m
Section Times	1:06.50 [6] (0:08.96)	0:57.54 [9] (0:10.80)	0:46.74 [8] (0:11.00)	0:35.74 [8] (0:11.59)	0:24.15 [8] (0:12.00)	0:12.15 [9] (0:12.15)
Average Speed [km/h]	40.2	66.8	65.2	61.8	60.1	59.3
Top Speed [km/h]	64.8	67.9	66.5	64.2	60.8	60.6
Avg. Dist. to Rail [m]	5.6	0.7	0.9	1.2	0.8	3.1
Avg. Stride Freq. [Hz]	2.2	2.4	2.4	2.3	2.3	2.2
Avg. Stride Length [m]	5.1	7.6	7.7	7.6	7.4	7.5



- [ ] Ranking at each section and finish
- .-.- No data available at this section
- NA No data available



Horse/Jockey Name	Berajondo
Final Rank	7
Fastest Section Time (Section)	0:09.06 (Overall)
Top Speed [km/h] (Section)	68.0 (1000m)
Race State	Finished



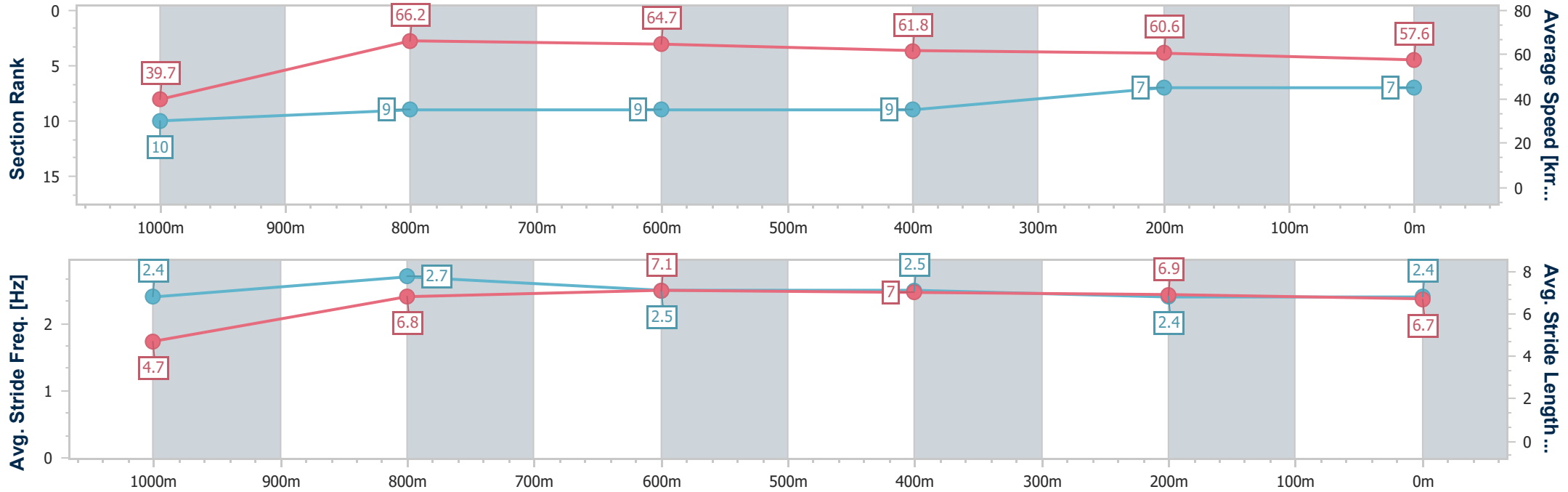
Ipswich QLD Professional  
 Race 3: GARY SIVYER MEMORIAL Colts, Geldings and Entires  
 Maiden Handicap - 1100m



19 September 2024 - 13:48

Track Rating: Good 4, Weather: Fine, Rail Position: +1m Entire

Section	Overall	1000m	800m	600m	400m	200m
Section Times	1:06.77 [7] (0:09.06)	0:57.71 [10] (0:10.82)	0:46.89 [9] (0:11.06)	0:35.83 [9] (0:11.54)	0:24.29 [9] (0:11.81)	0:12.48 [7] (0:12.48)
Average Speed [km/h]	39.7	66.2	64.7	61.8	60.6	57.6
Top Speed [km/h]	65.3	68.0	66.4	63.6	61.7	60.4
Avg. Dist. to Rail [m]	4.3	1.3	2.2	2.3	1.0	1.3
Avg. Stride Freq. [Hz]	2.4	2.7	2.5	2.5	2.4	2.4
Avg. Stride Length [m]	4.7	6.8	7.1	7.0	6.9	6.7



- [ ] Ranking at each section and finish
- .-.- No data available at this section
- NA No data available



Horse/Jockey Name	Brass Band
Final Rank	8
Fastest Section Time (Section)	0:08.73 (Overall)
Top Speed [km/h] (Section)	68.7 (1000m)
Race State	Finished



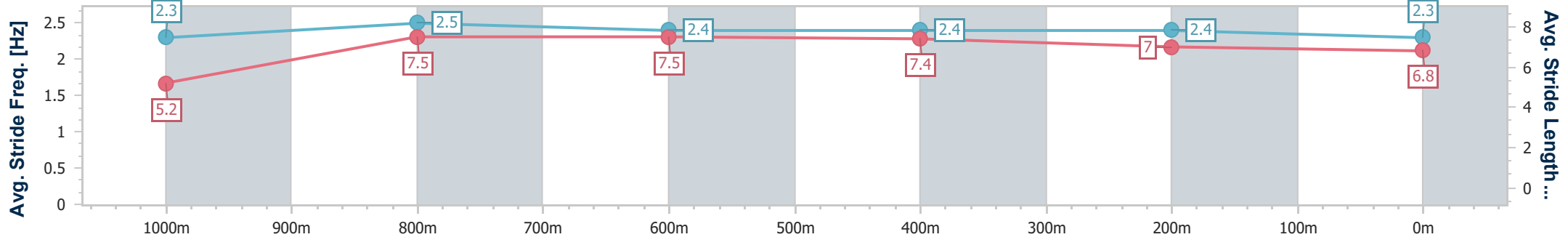
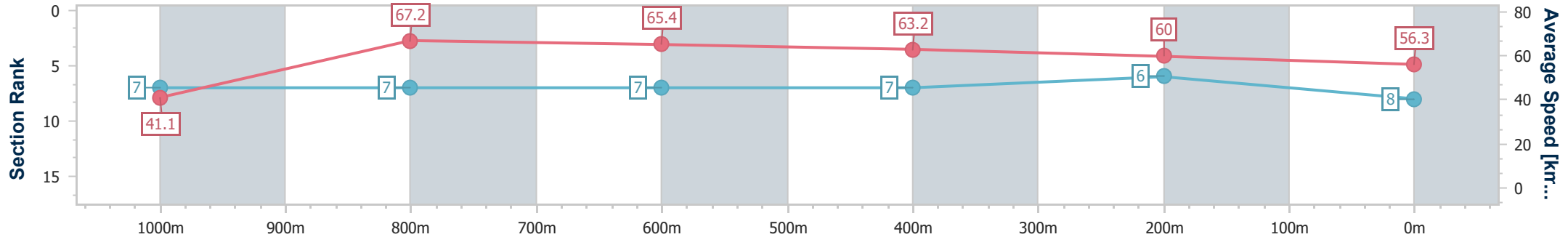
Ipswich QLD Professional  
 Race 3: GARY SIVYER MEMORIAL Colts, Geldings and Entires  
 Maiden Handicap - 1100m



19 September 2024 - 13:48

Track Rating: Good 4, Weather: Fine, Rail Position: +1m Entire

Section	Overall	1000m	800m	600m	400m	200m
Section Times	1:06.90 [8] (0:08.73)	0:58.17 [7] (0:10.85)	0:47.32 [7] (0:11.02)	0:36.30 [7] (0:11.47)	0:24.83 [7] (0:12.03)	0:12.80 [6] (0:12.80)
Average Speed [km/h]	41.1	67.2	65.4	63.2	60.0	56.3
Top Speed [km/h]	64.0	68.7	67.5	64.8	61.9	59.2
Avg. Dist. to Rail [m]	12.9	4.8	1.0	0.9	2.8	4.7
Avg. Stride Freq. [Hz]	2.3	2.5	2.4	2.4	2.4	2.3
Avg. Stride Length [m]	5.2	7.5	7.5	7.4	7.0	6.8



- [ ] Ranking at each section and finish
- .-.- No data available at this section
- NA No data available



Horse/Jockey Name	Fancy's Pride
Final Rank	9
Fastest Section Time (Section)	0:08.76 (Overall)
Top Speed [km/h] (Section)	65.9 (1000m)
Race State	Finished



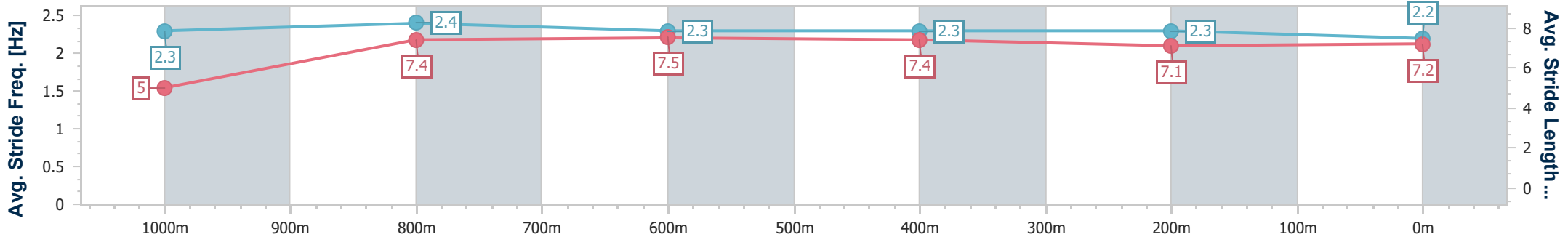
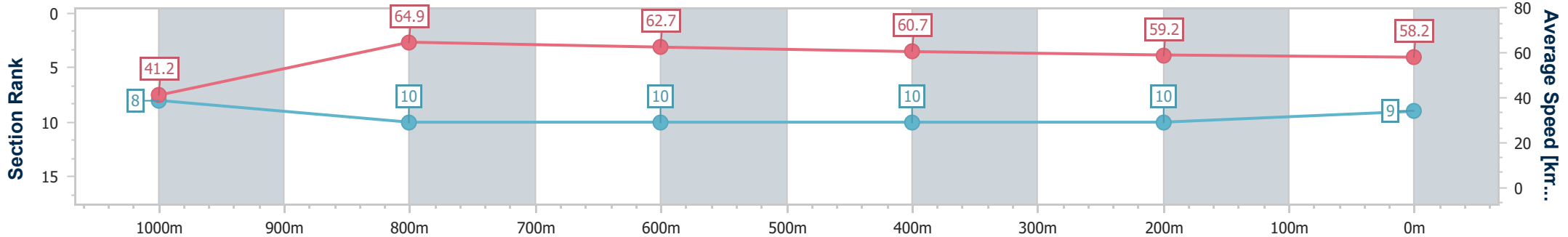
Ipswich QLD Professional  
 Race 3: GARY SIVYER MEMORIAL Colts, Geldings and Entires  
 Maiden Handicap - 1100m



19 September 2024 - 13:48

Track Rating: Good 4, Weather: Fine, Rail Position: +1m Entire

Section	Overall	1000m	800m	600m	400m	200m
Section Times	1:07.61 [9] (0:08.76)	0:58.85 [8] (0:11.13)	0:47.72 [10] (0:11.49)	0:36.23 [10] (0:11.80)	0:24.43 [10] (0:12.06)	0:12.37 [10] (0:12.37)
Average Speed [km/h]	41.2	64.9	62.7	60.7	59.2	58.2
Top Speed [km/h]	62.8	65.9	64.3	61.5	60.2	59.7
Avg. Dist. to Rail [m]	7.9	2.4	1.0	1.2	1.1	1.2
Avg. Stride Freq. [Hz]	2.3	2.4	2.3	2.3	2.3	2.2
Avg. Stride Length [m]	5.0	7.4	7.5	7.4	7.1	7.2



- [ ] Ranking at each section and finish
- .-.- No data available at this section
- NA No data available



Horse/Jockey Name	Siglo De Oro
Final Rank	10
Fastest Section Time (Section)	0:08.56 (Overall)
Top Speed [km/h] (Section)	68.8 (1000m)
Race State	Finished



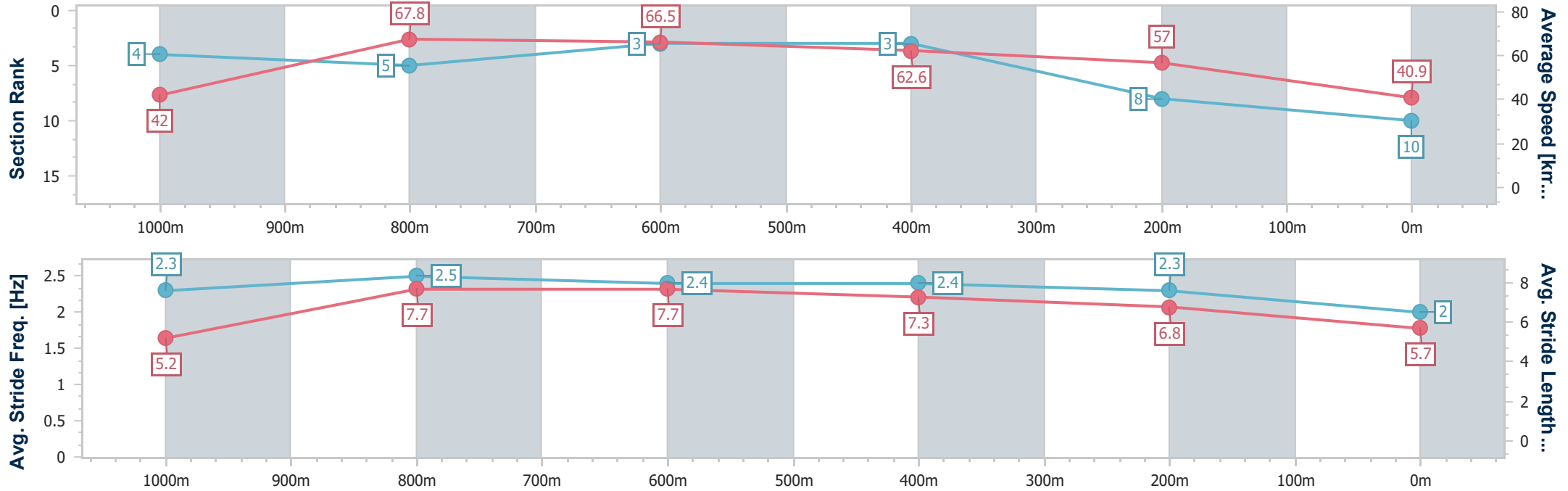
Ipswich QLD Professional  
 Race 3: GARY SIVYER MEMORIAL Colts, Geldings and Entires  
 Maiden Handicap - 1100m



19 September 2024 - 13:48

Track Rating: Good 4, Weather: Fine, Rail Position: +1m Entire

Section	Overall	1000m	800m	600m	400m	200m
Section Times	1:11.86 [10] (0:08.56)	1:03.30 [4] (0:10.64)	0:52.66 [5] (0:10.84)	0:41.82 [3] (0:11.48)	0:30.34 [3] (0:12.77)	0:17.57 [8] (0:17.57)
Average Speed [km/h]	42.0	67.8	66.5	62.6	57.0	40.9
Top Speed [km/h]	66.3	68.8	68.3	64.8	60.4	51.8
Avg. Dist. to Rail [m]	3.4	0.5	0.4	0.5	4.1	12.8
Avg. Stride Freq. [Hz]	2.3	2.5	2.4	2.4	2.3	2.0
Avg. Stride Length [m]	5.2	7.7	7.7	7.3	6.8	5.7



- [ ] Ranking at each section and finish
- .-.- No data available at this section
- NA No data available



# Ipswich QLD Professional

## Race 4: IMPERIAL RACING Fillies and Mares Maiden Handicap - 1100m

19 September 2024 - 14:27



Track Rating: Good 4, Weather: Fine, Rail Position: +1m Entire

Section													Last 600m	
Field Times		Overall	1000m	800m	600m	400m	200m						0:35.80	
		1:06.66 (0:08.52)	0:58.14 (0:11.02)	0:47.12 (0:11.32)	0:35.80 (0:11.80)	0:24.00 (0:12.12)	0:11.88 (0:11.88)							
Rank	TAB	Horse/Jockey	Barrier	Top Speed [km/h]	Fastest Section							Margin	Distance Travelled [m]	
1	18	<b>PACIFIC PIRATE</b> Robbie Dolan	14	65.4 800m	0:09.28 Overall	1:06.66 [1] (0:09.28)	0:57.38 [10] (0:11.16)	0:46.22 [10] (0:11.25)	0:34.97 [10] (0:11.64)	0:23.33 [9] (0:11.57)	0:11.76 [3] (0:11.76)	1:06.66	0:34.97	
2	19	<b>TORERA</b> Martin Harley	2	66.2 1000m	0:08.89 Overall	1:06.75 [2] (0:08.89)	0:57.86 [8] (0:11.10)	0:46.76 [6] (0:11.37)	0:35.39 [6] (0:11.81)	0:23.58 [7] (0:11.78)	0:11.80 [6] (0:11.80)	0.52L	0:35.39	-1
3	22	<b>ANTILLES</b> Shania Willis	11	66.4 800m	0:08.96 Overall	1:06.94 [3] (0:08.96)	0:57.98 [9] (0:11.40)	0:46.58 [8] (0:11.24)	0:35.34 [9] (0:11.83)	0:23.51 [10] (0:11.74)	0:11.77 [10] (0:11.77)	1.61L	0:35.34	+5
4	17	<b>PLAY IT AS IT LAYS</b> Tahlia Fenlon	1	66.2 1000m	0:08.64 Overall	1:07.00 [4] (0:08.64)	0:58.36 [3] (0:11.09)	0:47.27 [3] (0:11.42)	0:35.85 [4] (0:11.78)	0:24.07 [4] (0:12.00)	0:12.07 [5] (0:12.07)	2.01L	0:35.85	-2
5	12	<b>TORQUE TOTHE STARS</b> Andrew Mallyon	7	65.4 1000m	0:08.87 Overall	1:07.09 [5] (0:08.87)	0:58.22 [7] (0:11.16)	0:47.06 [7] (0:11.36)	0:35.70 [7] (0:11.78)	0:23.92 [8] (0:11.79)	0:12.13 [7] (0:12.13)	2.5L	0:35.70	+3
6	1	<b>ANGELIC BOOM</b> Chelsea Baker	8	66.9 1000m	0:08.70 Overall	1:07.15 [6] (0:08.70)	0:58.45 [4] (0:11.05)	0:47.40 [5] (0:11.37)	0:36.03 [3] (0:11.80)	0:24.23 [3] (0:11.99)	0:12.24 [4] (0:12.24)	2.88L	0:36.03	+7
7	13	<b>TOTALLY UNDERRATED</b> Justin Huxtable	21	66.1 800m	0:08.86 Overall	1:07.32 [7] (0:08.86)	0:58.46 [6] (0:11.52)	0:46.94 [9] (0:11.20)	0:35.74 [8] (0:11.56)	0:24.18 [6] (0:11.96)	0:12.22 [9] (0:12.22)	3.87L	0:35.74	+6
8	15	<b>SINGED</b> Rob Thorburn	4	66.9 1000m	0:08.77 Overall	1:07.34 [8] (0:08.77)	0:58.57 [5] (0:10.96)	0:47.61 [4] (0:11.44)	0:36.17 [5] (0:11.82)	0:24.35 [5] (0:12.09)	0:12.26 [8] (0:12.26)	3.98L	0:36.17	+3
9	3	<b>CHERRY POP</b> Micheal Hellyer	5	66.6 1000m	0:08.58 Overall	1:07.37 [9] (0:08.58)	0:58.79 [2] (0:10.96)	0:47.83 [1] (0:11.32)	0:36.51 [1] (0:11.80)	0:24.71 [1] (0:12.12)	0:12.59 [1] (0:12.59)	4.18L	0:36.51	-2
10	4	<b>REEMYA</b> Cejay Graham	6	66.1 1000m	0:08.52 Overall	1:07.49 [10] (0:08.52)	0:58.97 [1] (0:11.03)	0:47.94 [2] (0:11.42)	0:36.52 [2] (0:11.78)	0:24.74 [2] (0:12.07)	0:12.67 [2] (0:12.67)	4.85L	0:36.52	+3

Scratched: Pipatina (#16), Vesper Lynd (#5), Blue Eye Dame (#21), Blind Desire (#6), Miss Personality (#2), Torque Ti Amo (#11), Kabukicho (#14), Bollinger Miss (#7), Capital Beauty (#9), Pride Of Venus (#1)

[ ] Ranking at each section and finish  
 -:-:- No data available at this section  
 NA No data available

SCN Saddle cloth number  
 DNF Did not finish  
 DNT Did not track



Horse/Jockey Name	Pacific Pirate
Final Rank	1
Fastest Section Time (Section)	0:09.28 (Overall)
Top Speed [km/h] (Section)	65.4 (800m)
Race State	Finished



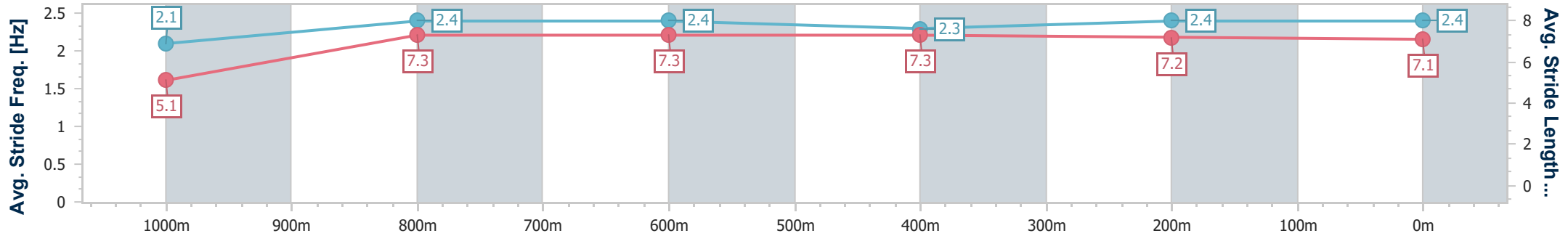
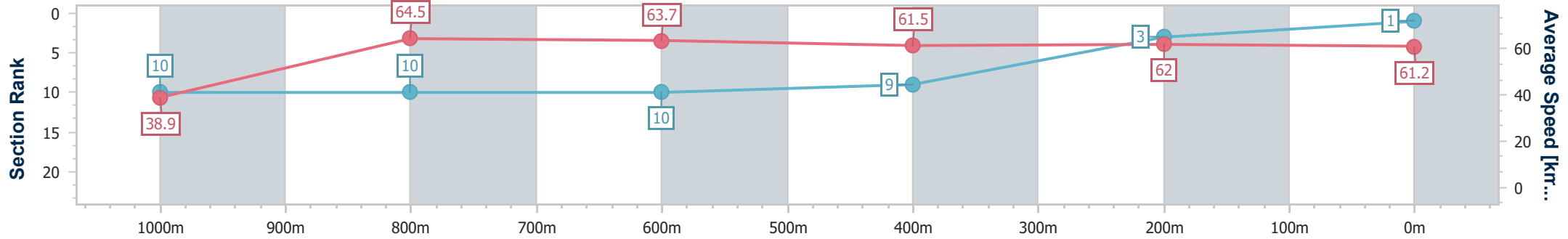
Ipswich QLD Professional  
Race 4: IMPERIAL RACING Fillies and Mares Maiden Handicap - 1100m



19 September 2024 - 14:27

Track Rating: Good 4, Weather: Fine, Rail Position: +1m Entire

Section	Overall	1000m	800m	600m	400m	200m
Section Times	1:06.66 [1] (0:09.28)	0:57.38 [10] (0:11.16)	0:46.22 [10] (0:11.25)	0:34.97 [10] (0:11.64)	0:23.33 [9] (0:11.57)	0:11.76 [3] (0:11.76)
Average Speed [km/h]	38.9	64.5	63.7	61.5	62.0	61.2
Top Speed [km/h]	63.5	65.0	65.4	62.0	63.0	62.5
Avg. Dist. to Rail [m]	11.0	1.8	1.3	1.6	1.3	3.3
Avg. Stride Freq. [Hz]	2.1	2.4	2.4	2.3	2.4	2.4
Avg. Stride Length [m]	5.1	7.3	7.3	7.3	7.2	7.1



- [ ] Ranking at each section and finish
- .-.- No data available at this section
- NA No data available





Horse/Jockey Name	Torera
Final Rank	2
Fastest Section Time (Section)	0:08.89 (Overall)
Top Speed [km/h] (Section)	66.2 (1000m)
Race State	Finished



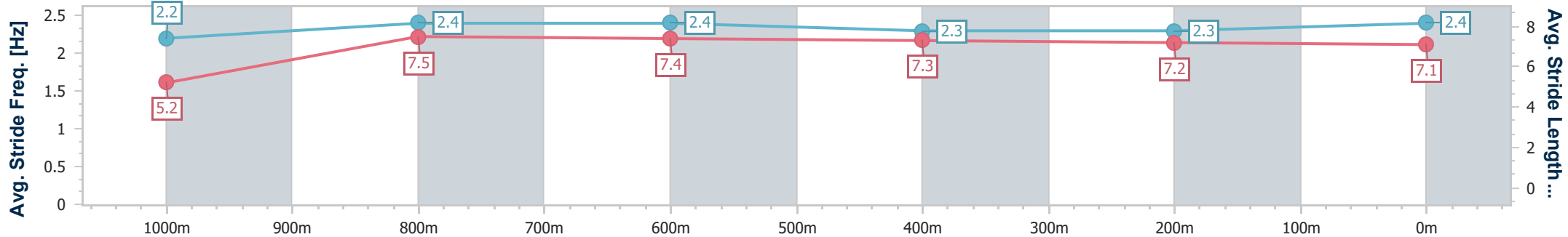
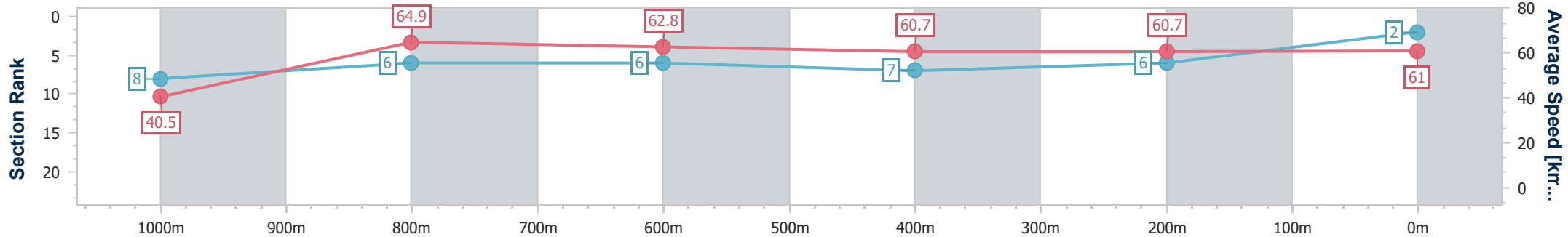
Ipswich QLD Professional  
Race 4: IMPERIAL RACING Fillies and Mares Maiden Handicap - 1100m



19 September 2024 - 14:27

Track Rating: Good 4, Weather: Fine, Rail Position: +1m Entire

Section	Overall	1000m	800m	600m	400m	200m
Section Times	1:06.75 [2] (0:08.89)	0:57.86 [8] (0:11.10)	0:46.76 [6] (0:11.37)	0:35.39 [6] (0:11.81)	0:23.58 [7] (0:11.78)	0:11.80 [6] (0:11.80)
Average Speed [km/h]	40.5	64.9	62.8	60.7	60.7	61.0
Top Speed [km/h]	63.9	66.2	66.2	61.3	62.5	62.5
Avg. Dist. to Rail [m]	3.1	0.5	1.6	1.6	1.3	1.1
Avg. Stride Freq. [Hz]	2.2	2.4	2.4	2.3	2.3	2.4
Avg. Stride Length [m]	5.2	7.5	7.4	7.3	7.2	7.1



- [ ] Ranking at each section and finish
- .-.- No data available at this section
- NA No data available



Horse/Jockey Name	Antilles
Final Rank	3
Fastest Section Time (Section)	0:08.96 (Overall)
Top Speed [km/h] (Section)	66.4 (800m)
Race State	Finished



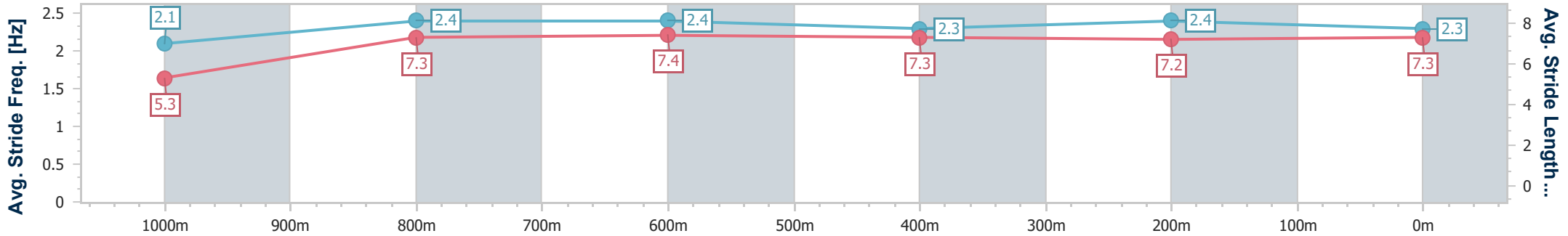
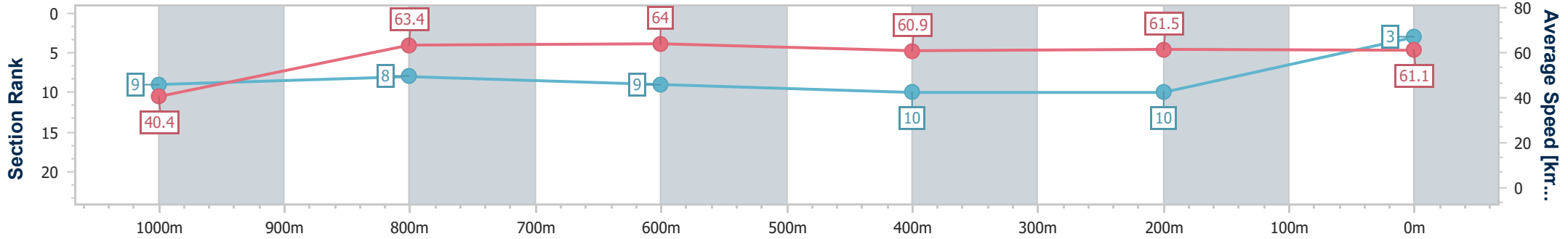
Ipswich QLD Professional  
Race 4: IMPERIAL RACING Fillies and Mares Maiden Handicap - 1100m



19 September 2024 - 14:27

Track Rating: Good 4, Weather: Fine, Rail Position: +1m Entire

Section	Overall	1000m	800m	600m	400m	200m
Section Times	1:06.94 [3] (0:08.96)	0:57.98 [9] (0:11.40)	0:46.58 [8] (0:11.24)	0:35.34 [9] (0:11.83)	0:23.51 [10] (0:11.74)	0:11.77 [10] (0:11.77)
Average Speed [km/h]	40.4	63.4	64.0	60.9	61.5	61.1
Top Speed [km/h]	62.4	64.8	66.4	62.4	62.5	61.8
Avg. Dist. to Rail [m]	8.6	1.7	0.3	0.3	2.0	4.9
Avg. Stride Freq. [Hz]	2.1	2.4	2.4	2.3	2.4	2.3
Avg. Stride Length [m]	5.3	7.3	7.4	7.3	7.2	7.3



- [ ] Ranking at each section and finish
- .-.- No data available at this section
- NA No data available



Horse/Jockey Name	Play It As It Lays
Final Rank	4
Fastest Section Time (Section)	0:08.64 (Overall)
Top Speed [km/h] (Section)	66.2 (1000m)
Race State	Finished



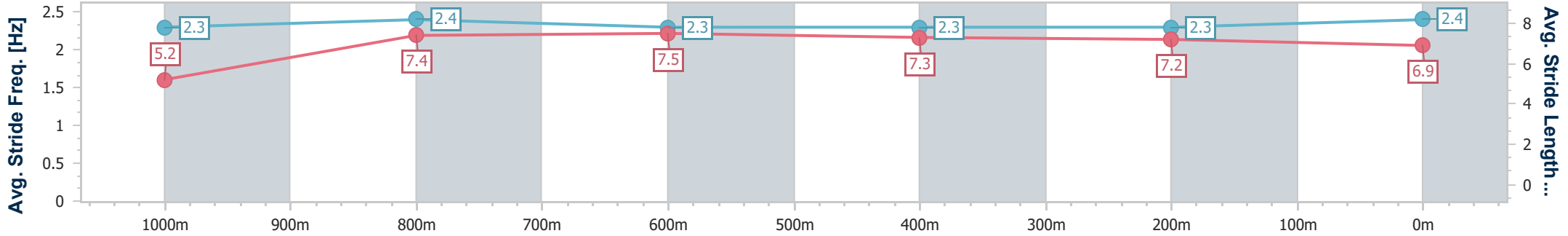
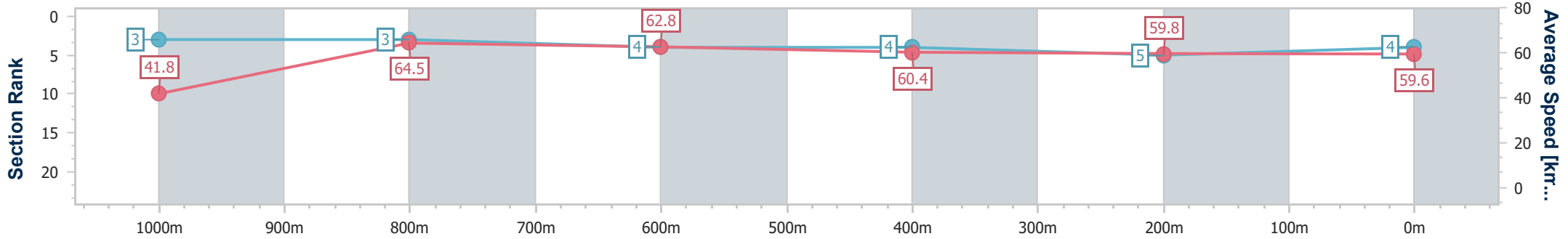
Ipswich QLD Professional  
Race 4: IMPERIAL RACING Fillies and Mares Maiden Handicap - 1100m



19 September 2024 - 14:27

Track Rating: Good 4, Weather: Fine, Rail Position: +1m Entire

Section	Overall	1000m	800m	600m	400m	200m
Section Times	1:07.00 [4] (0:08.64)	0:58.36 [3] (0:11.09)	0:47.27 [3] (0:11.42)	0:35.85 [4] (0:11.78)	0:24.07 [4] (0:12.00)	0:12.07 [5] (0:12.07)
Average Speed [km/h]	41.8	64.5	62.8	60.4	59.8	59.6
Top Speed [km/h]	62.2	66.2	64.2	61.5	60.7	60.8
Avg. Dist. to Rail [m]	2.1	1.0	2.0	2.0	1.0	1.9
Avg. Stride Freq. [Hz]	2.3	2.4	2.3	2.3	2.3	2.4
Avg. Stride Length [m]	5.2	7.4	7.5	7.3	7.2	6.9



- [ ] Ranking at each section and finish
- .-.- No data available at this section
- NA No data available



Horse/Jockey Name	Torque Tothe Stars
Final Rank	5
Fastest Section Time (Section)	0:08.87 (Overall)
Top Speed [km/h] (Section)	65.4 (1000m)
Race State	Finished



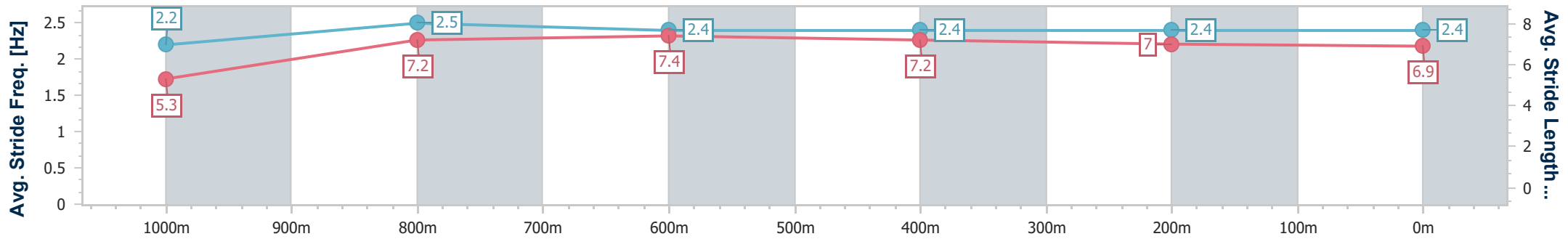
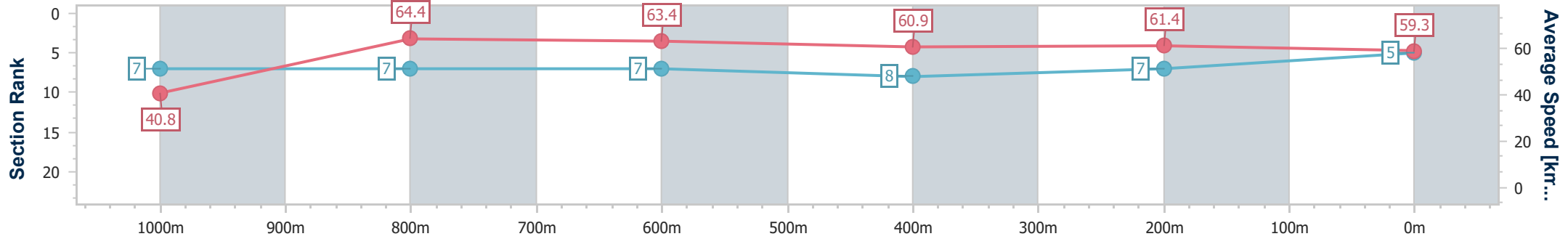
Ipswich QLD Professional  
Race 4: IMPERIAL RACING Fillies and Mares Maiden Handicap - 1100m



19 September 2024 - 14:27

Track Rating: Good 4, Weather: Fine, Rail Position: +1m Entire

Section	Overall	1000m	800m	600m	400m	200m
Section Times	1:07.09 [5] (0:08.87)	0:58.22 [7] (0:11.16)	0:47.06 [7] (0:11.36)	0:35.70 [7] (0:11.78)	0:23.92 [8] (0:11.79)	0:12.13 [7] (0:12.13)
Average Speed [km/h]	40.8	64.4	63.4	60.9	61.4	59.3
Top Speed [km/h]	62.2	65.4	65.3	61.9	62.3	60.5
Avg. Dist. to Rail [m]	6.4	0.8	0.6	0.4	2.0	5.9
Avg. Stride Freq. [Hz]	2.2	2.5	2.4	2.4	2.4	2.4
Avg. Stride Length [m]	5.3	7.2	7.4	7.2	7.0	6.9



- [ ] Ranking at each section and finish
- .-.- No data available at this section
- NA No data available



Horse/Jockey Name	Angelic Boom
Final Rank	6
Fastest Section Time (Section)	0:08.70 (Overall)
Top Speed [km/h] (Section)	66.9 (1000m)
Race State	Finished



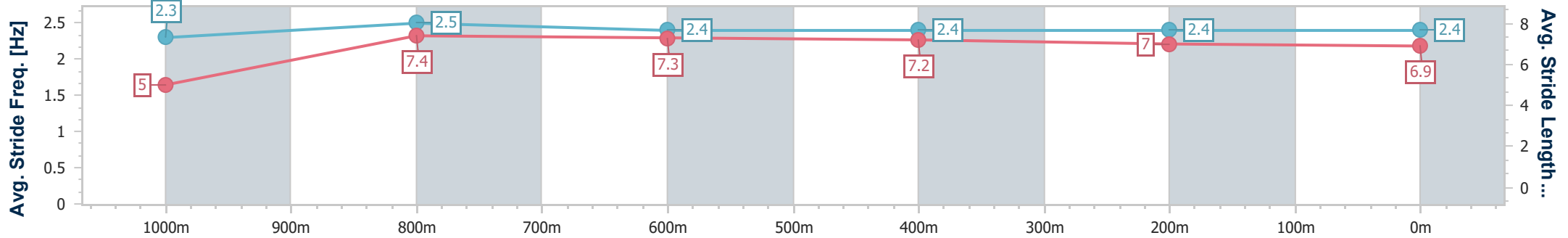
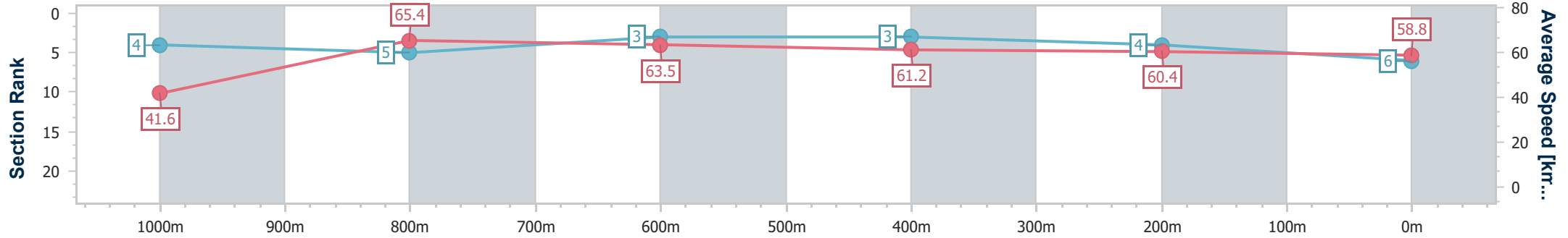
Ipswich QLD Professional  
Race 4: IMPERIAL RACING Fillies and Mares Maiden Handicap - 1100m



19 September 2024 - 14:27

Track Rating: Good 4, Weather: Fine, Rail Position: +1m Entire

Section	Overall	1000m	800m	600m	400m	200m
Section Times	1:07.15 [6] (0:08.70)	0:58.45 [4] (0:11.05)	0:47.40 [5] (0:11.37)	0:36.03 [3] (0:11.80)	0:24.23 [3] (0:11.99)	0:12.24 [4] (0:12.24)
Average Speed [km/h]	41.6	65.4	63.5	61.2	60.4	58.8
Top Speed [km/h]	62.7	66.9	66.7	62.5	61.0	60.8
Avg. Dist. to Rail [m]	8.4	2.6	1.2	0.7	1.5	3.2
Avg. Stride Freq. [Hz]	2.3	2.5	2.4	2.4	2.4	2.4
Avg. Stride Length [m]	5.0	7.4	7.3	7.2	7.0	6.9



- [ ] Ranking at each section and finish
- .-.- No data available at this section
- NA No data available



Horse/Jockey Name	Totally Underrated
Final Rank	7
Fastest Section Time (Section)	0:08.86 (Overall)
Top Speed [km/h] (Section)	66.1 (800m)
Race State	Finished



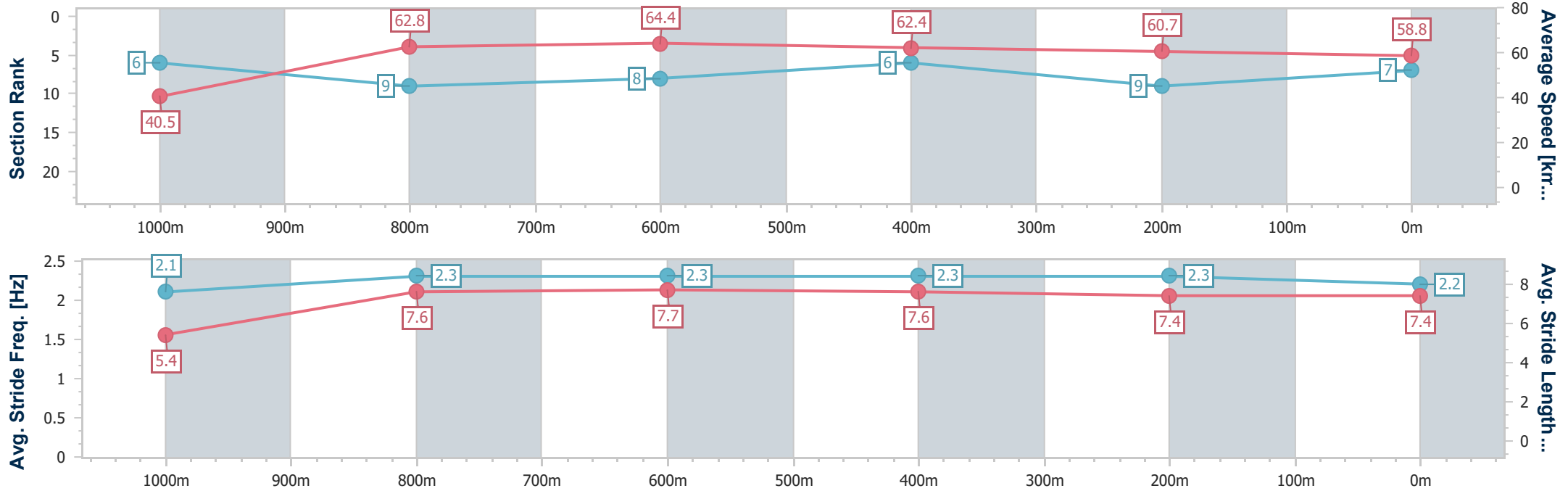
Ipswich QLD Professional  
Race 4: IMPERIAL RACING Fillies and Mares Maiden Handicap  
- 1100m



19 September 2024 - 14:27

Track Rating: Good 4, Weather: Fine, Rail Position: +1m Entire

Section	Overall	1000m	800m	600m	400m	200m
Section Times	1:07.32 [7] (0:08.86)	0:58.46 [6] (0:11.52)	0:46.94 [9] (0:11.20)	0:35.74 [8] (0:11.56)	0:24.18 [6] (0:11.96)	0:12.22 [9] (0:12.22)
Average Speed [km/h]	40.5	62.8	64.4	62.4	60.7	58.8
Top Speed [km/h]	59.2	65.1	66.1	63.8	61.6	61.5
Avg. Dist. to Rail [m]	10.7	2.8	0.4	0.5	3.5	7.2
Avg. Stride Freq. [Hz]	2.1	2.3	2.3	2.3	2.3	2.2
Avg. Stride Length [m]	5.4	7.6	7.7	7.6	7.4	7.4



- [ ] Ranking at each section and finish
- .-.- No data available at this section
- NA No data available



Horse/Jockey Name	Singed
Final Rank	8
Fastest Section Time (Section)	0:08.77 (Overall)
Top Speed [km/h] (Section)	66.9 (1000m)
Race State	Finished



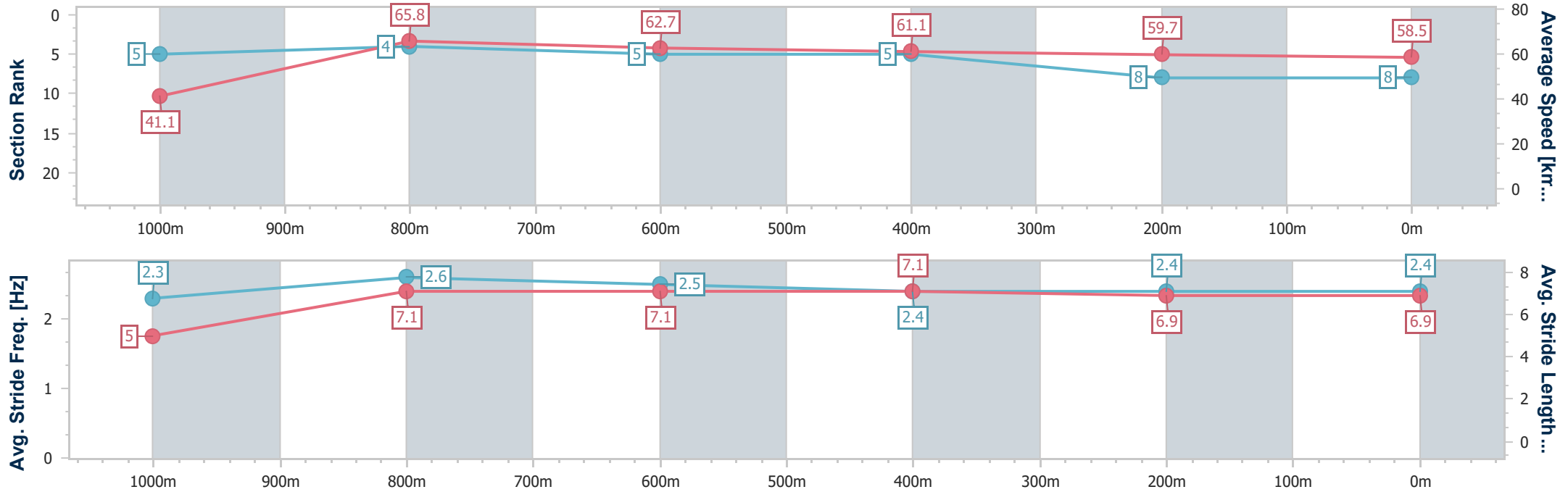
Ipswich QLD Professional  
Race 4: IMPERIAL RACING Fillies and Mares Maiden Handicap  
- 1100m



19 September 2024 - 14:27

Track Rating: Good 4, Weather: Fine, Rail Position: +1m Entire

Section	Overall	1000m	800m	600m	400m	200m
Section Times	1:07.34 [8] (0:08.77)	0:58.57 [5] (0:10.96)	0:47.61 [4] (0:11.44)	0:36.17 [5] (0:11.82)	0:24.35 [5] (0:12.09)	0:12.26 [8] (0:12.26)
Average Speed [km/h]	41.1	65.8	62.7	61.1	59.7	58.5
Top Speed [km/h]	64.0	66.9	65.7	61.7	60.8	59.3
Avg. Dist. to Rail [m]	4.9	0.7	0.3	0.2	1.0	2.6
Avg. Stride Freq. [Hz]	2.3	2.6	2.5	2.4	2.4	2.4
Avg. Stride Length [m]	5.0	7.1	7.1	7.1	6.9	6.9



- [ ] Ranking at each section and finish
- .-.- No data available at this section
- NA No data available



Horse/Jockey Name	Cherry Pop
Final Rank	9
Fastest Section Time (Section)	0:08.58 (Overall)
Top Speed [km/h] (Section)	66.6 (1000m)
Race State	Finished



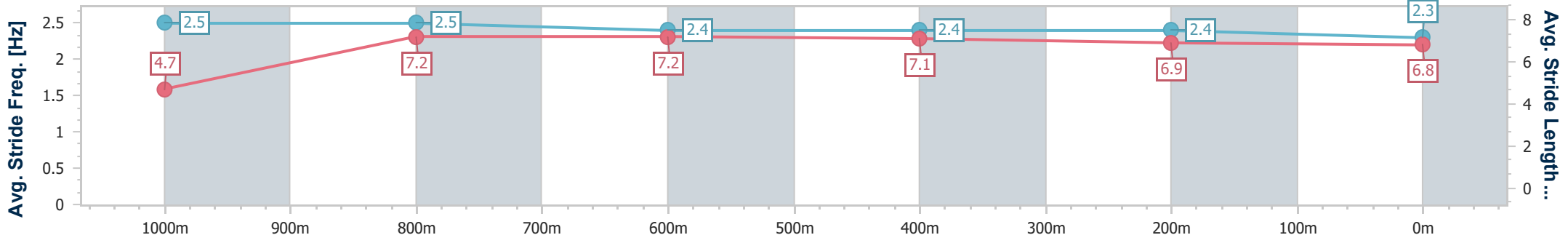
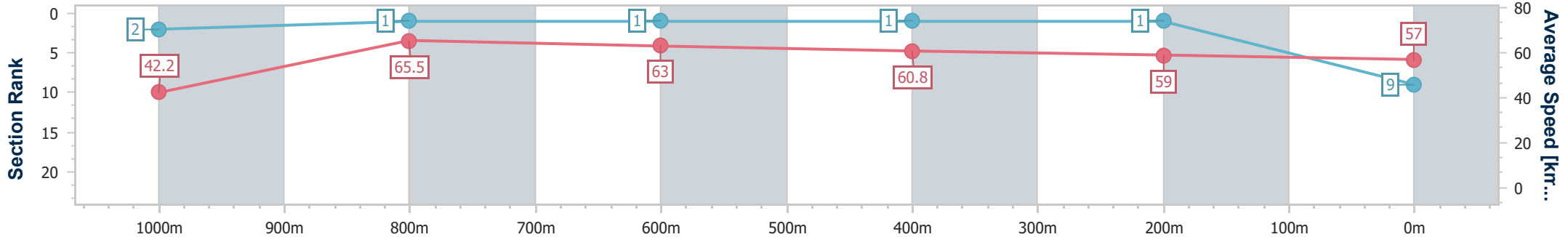
Ipswich QLD Professional  
Race 4: IMPERIAL RACING Fillies and Mares Maiden Handicap  
- 1100m



19 September 2024 - 14:27

Track Rating: Good 4, Weather: Fine, Rail Position: +1m Entire

Section	Overall	1000m	800m	600m	400m	200m
Section Times	1:07.37 [9] (0:08.58)	0:58.79 [2] (0:10.96)	0:47.83 [1] (0:11.32)	0:36.51 [1] (0:11.80)	0:24.71 [1] (0:12.12)	0:12.59 [1] (0:12.59)
Average Speed [km/h]	42.2	65.5	63.0	60.8	59.0	57.0
Top Speed [km/h]	64.4	66.6	65.2	61.7	60.0	58.5
Avg. Dist. to Rail [m]	5.2	1.1	2.0	1.8	1.2	1.6
Avg. Stride Freq. [Hz]	2.5	2.5	2.4	2.4	2.4	2.3
Avg. Stride Length [m]	4.7	7.2	7.2	7.1	6.9	6.8



- [ ] Ranking at each section and finish
- .-.- No data available at this section
- NA No data available





Horse/Jockey Name	Reemyya
Final Rank	10
Fastest Section Time (Section)	0:08.52 (Overall)
Top Speed [km/h] (Section)	66.1 (1000m)
Race State	Finished



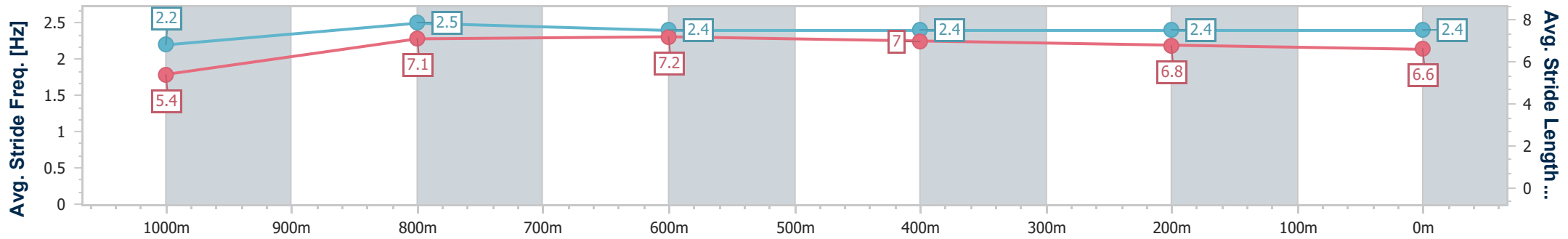
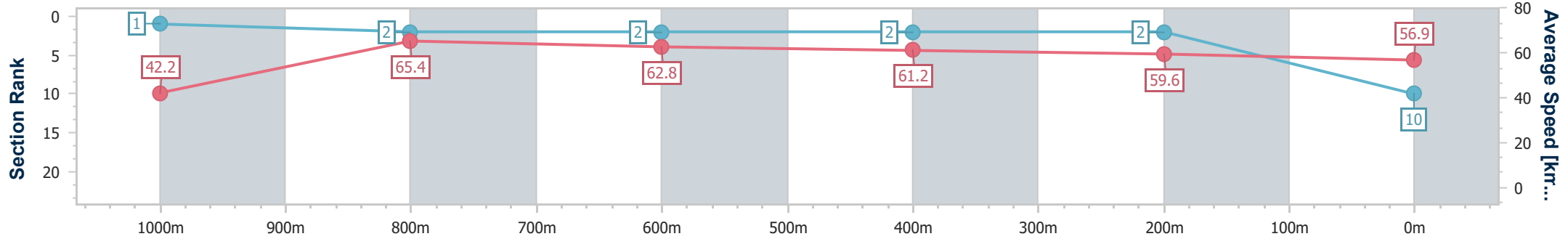
Ipswich QLD Professional  
Race 4: IMPERIAL RACING Fillies and Mares Maiden Handicap - 1100m



19 September 2024 - 14:27

Track Rating: Good 4, Weather: Fine, Rail Position: +1m Entire

Section	Overall	1000m	800m	600m	400m	200m
Section Times	1:07.49 [10] (0:08.52)	0:58.97 [1] (0:11.03)	0:47.94 [2] (0:11.42)	0:36.52 [2] (0:11.78)	0:24.74 [2] (0:12.07)	0:12.67 [2] (0:12.67)
Average Speed [km/h]	42.2	65.4	62.8	61.2	59.6	56.9
Top Speed [km/h]	63.4	66.1	65.0	61.9	60.8	59.4
Avg. Dist. to Rail [m]	6.6	1.3	0.8	0.5	0.2	0.4
Avg. Stride Freq. [Hz]	2.2	2.5	2.4	2.4	2.4	2.4
Avg. Stride Length [m]	5.4	7.1	7.2	7.0	6.8	6.6



- [ ] Ranking at each section and finish
- .-.- No data available at this section
- NA No data available

Track Rating: Good 4, Weather: Fine, Rail Position: +1m Entire

Section								Overall	600m	400m	200m	Last 600m	
Field Times								0:46.52 (0:13.51)	0:33.01 (0:10.43)	0:22.58 (0:11.20)	0:11.38 (0:11.38)	0:00.00	
Rank	TAB	Horse/Jockey	Barrier	Top Speed [km/h]	Fastest Section					Margin	Margin		Distance Travelled [m]
1	2	<b>UNO MOON</b> Angela Jones	11	70.4 600m	0:10.47 600m	0:46.52 [1] (0:13.56)	0:32.96 [3] (0:10.47)	0:22.49 [3] (0:11.15)	0:11.34 [3] (0:11.34)	0:46.52		0:32.96	
2	5	<b>DAWYN'S CHOICE</b> Brooke Ainsworth	12	71.1 600m	0:10.48 600m	0:46.74 [2] (0:13.51)	0:33.23 [1] (0:10.48)	0:22.75 [2] (0:11.18)	0:11.57 [2] (0:11.57)	1.3L		0:33.23	-1
3	7	<b>THE POWER OF ONE</b> Georgina Cartwright	2	69.9 600m	0:10.57 600m	0:46.86 [3] (0:13.62)	0:33.24 [4] (0:10.57)	0:22.67 [4] (0:11.15)	0:11.52 [4] (0:11.52)	2L		0:33.24	-2
4	1	<b>STAR OF KINGS</b> Michael Cahill	1	70.4 600m	0:10.40 600m	0:46.96 [4] (0:13.54)	0:33.42 [2] (0:10.40)	0:23.02 [1] (0:11.20)	0:11.82 [1] (0:11.82)	2.58L		0:33.42	-2
5	10	<b>PRINCE OF MARAKESH</b> Rikki Jamieson	9	68.7 600m	0:10.58 600m	0:47.05 [5] (0:13.84)	0:33.21 [9] (0:10.58)	0:22.63 [8] (0:11.27)	0:11.36 [8] (0:11.36)	3.09L		0:33.21	+5
6	11	<b>ALBION SQUARE</b> Micheal Hellyer	10	Data was not able to be tracked for this horse		-:--:-	-:--:-	-:--:-	-:--:-	3.1L		-:--:-	----
7	12	<b>ANNAKURI</b> Karl Zechner	3	70.0 600m	0:10.53 600m	0:47.07 [7] (0:13.81)	0:33.26 [8] (0:10.53)	0:22.73 [7] (0:11.16)	0:11.57 [7] (0:11.57)	3.25L		0:33.26	+4
8	3	<b>COPPER SUNSET</b> Kyle Wilson-Taylor	7	69.7 600m	0:10.45 600m	0:47.08 [8] (0:13.78)	0:33.30 [7] (0:10.45)	0:22.85 [6] (0:11.16)	0:11.69 [5] (0:11.69)	3.3L		0:33.30	+0
9	6	<b>GAZZMAN</b> Corey Bayliss	5	68.8 600m	0:10.73 600m	0:47.40 [9] (0:14.18)	0:33.22 [10] (0:10.73)	0:22.49 [10] (0:11.00)	0:11.49 [9] (0:11.49)	5.19L		0:33.22	+1
10	4	<b>JOEY D'OR</b> Samantha Collett	4	69.6 600m	0:10.58 600m	0:47.50 [10] (0:13.65)	0:33.85 [5] (0:10.58)	0:23.27 [5] (0:11.23)	0:12.04 [6] (0:12.04)	5.75L		0:33.85	+5

Scratched: Orsetto (#8), Door Into Summer (#9)



**Ipswich QLD Professional**  
**Race 5: TAB BENCHMARK 65 Handicap - 800m**  
 19 September 2024 - 15:05



Track Rating: Good 4, Weather: Fine, Rail Position: +1m Entire

Section		Overall	600m	400m	200m	Last 600m	
Field Times		0:46.52 (0:13.51)	0:33.01 (0:10.43)	0:22.58 (0:11.20)	0:11.38 (0:11.38)	0:00.00	

Rank	TAB	Horse/Jockey	Barrier	Top Speed [km/h]	Fastest Section	Margin	Distance Travelled [m]
11	13	<b>SUPER RUPERT</b>	8	68.6	0:10.61	5.97L	+1
		Luke Tarrant		600m	600m		

Scratched: Orsetto (#8), Door Into Summer (#9)

[ ] Ranking at each section and finish  
 -:-:- No data available at this section  
 NA No data available

SCN Saddle cloth number  
 DNF Did not finish  
 DNT Did not track



Horse/Jockey Name	Uno Moon
Final Rank	1
Fastest Section Time (Section)	0:10.47 (600m)
Top Speed [km/h] (Section)	70.4 (600m)
Race State	Finished



### Ipswich QLD Professional

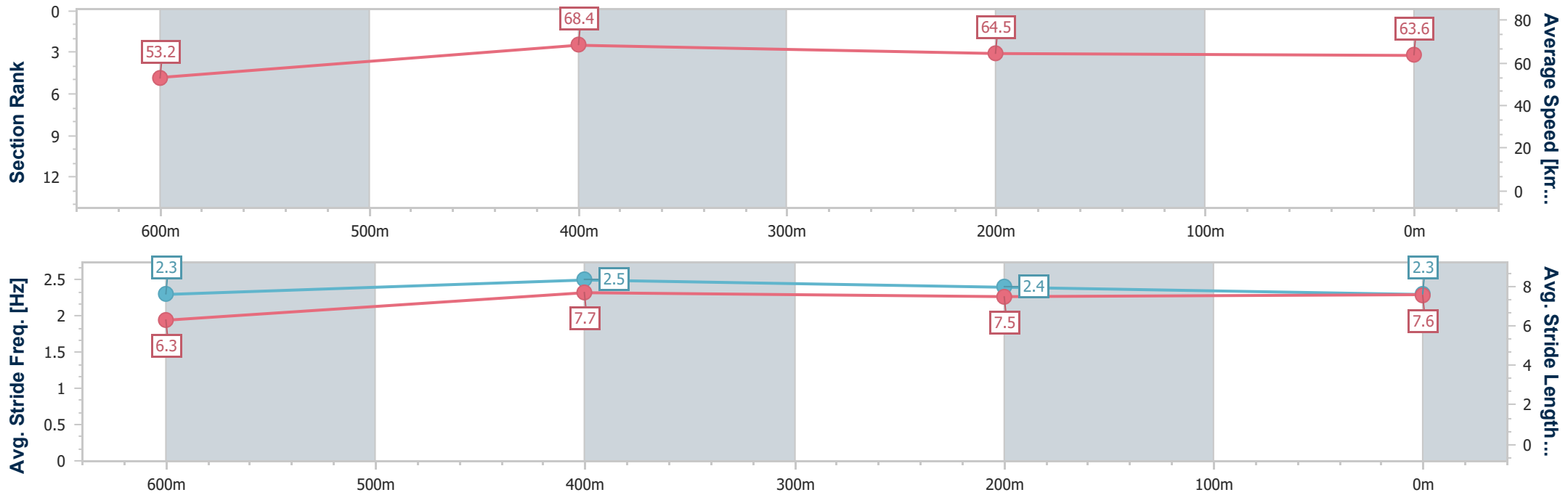
Race 5: TAB BENCHMARK 65 Handicap - 800m

19 September 2024 - 15:05



Track Rating: Good 4, Weather: Fine, Rail Position: +1m Entire

Section	Overall	600m	400m	200m
Section Times	0:46.52 [1] (0:13.56)	0:32.96 [3] (0:10.47)	0:22.49 [3] (0:11.15)	0:11.34 [3] (0:11.34)
Average Speed [km/h]	53.2	68.4	64.5	63.6
Top Speed [km/h]	69.7	70.4	65.9	65.8
Avg. Dist. to Rail [m]	7.3	1.2	0.2	0.5
Avg. Stride Freq. [Hz]	2.3	2.5	2.4	2.3
Avg. Stride Length [m]	6.3	7.7	7.5	7.6



- [ ] Ranking at each section and finish
- .-.- No data available at this section
- NA No data available



Horse/Jockey Name	Dawyn's Choice
Final Rank	2
Fastest Section Time (Section)	0:10.48 (600m)
Top Speed [km/h] (Section)	71.1 (600m)
Race State	Finished



### Ipswich QLD Professional

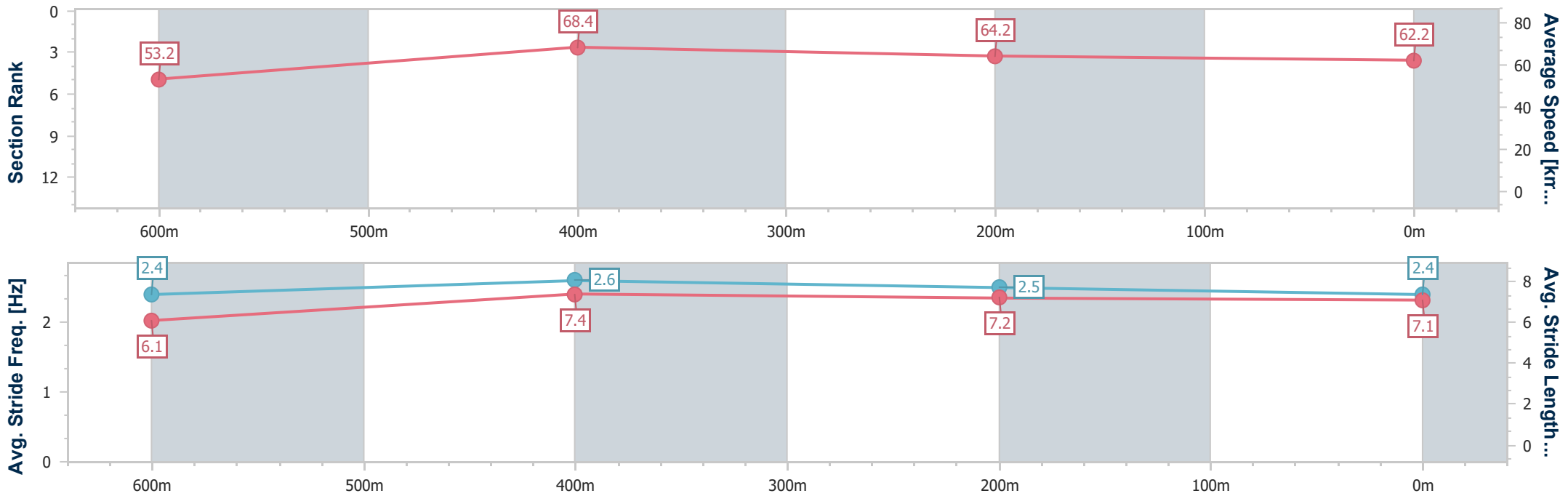
Race 5: TAB BENCHMARK 65 Handicap - 800m

19 September 2024 - 15:05



Track Rating: Good 4, Weather: Fine, Rail Position: +1m Entire

Section	Overall	600m	400m	200m
Section Times	0:46.74 [2] (0:13.51)	0:33.23 [1] (0:10.48)	0:22.75 [2] (0:11.18)	0:11.57 [2] (0:11.57)
Average Speed [km/h]	53.2	68.4	64.2	62.2
Top Speed [km/h]	69.9	71.1	66.0	64.2
Avg. Dist. to Rail [m]	8.1	1.8	1.0	3.8
Avg. Stride Freq. [Hz]	2.4	2.6	2.5	2.4
Avg. Stride Length [m]	6.1	7.4	7.2	7.1



- [ ] Ranking at each section and finish
- .-.- No data available at this section
- NA No data available



Horse/Jockey Name	The Power Of One
Final Rank	3
Fastest Section Time (Section)	0:10.57 (600m)
Top Speed [km/h] (Section)	69.9 (600m)
Race State	Finished



### Ipswich QLD Professional

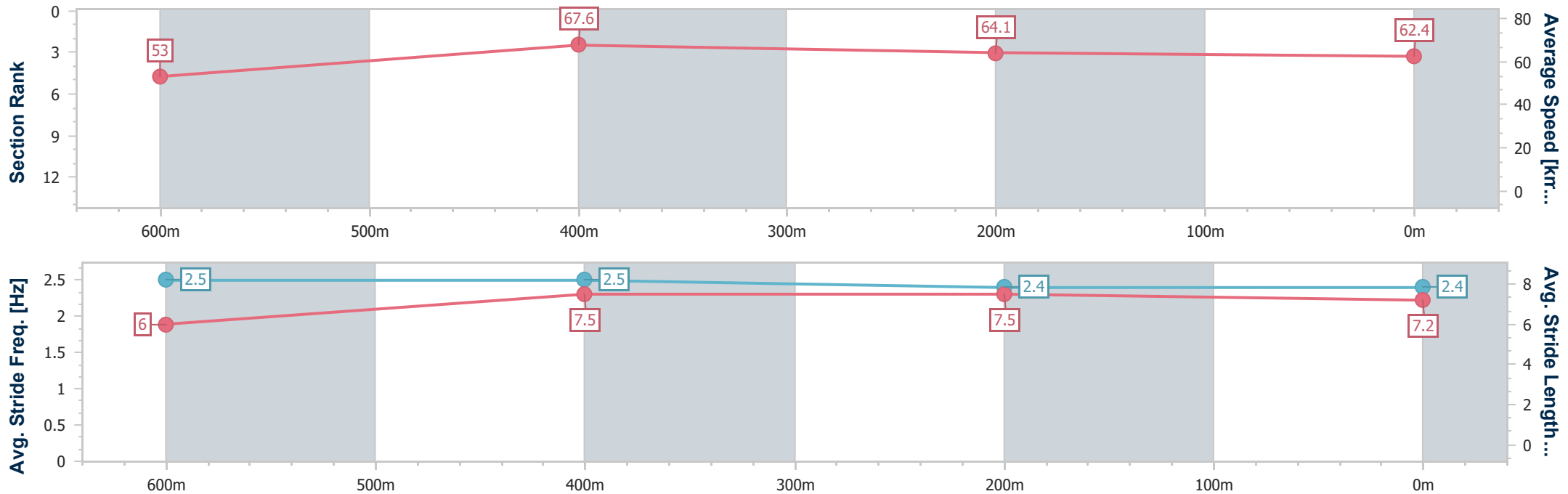
Race 5: TAB BENCHMARK 65 Handicap - 800m

19 September 2024 - 15:05



Track Rating: Good 4, Weather: Fine, Rail Position: +1m Entire

Section	Overall	600m	400m	200m
Section Times	0:46.86 [3] (0:13.62)	0:33.24 [4] (0:10.57)	0:22.67 [4] (0:11.15)	0:11.52 [4] (0:11.52)
Average Speed [km/h]	53.0	67.6	64.1	62.4
Top Speed [km/h]	69.1	69.9	65.3	64.8
Avg. Dist. to Rail [m]	3.2	1.5	1.9	0.8
Avg. Stride Freq. [Hz]	2.5	2.5	2.4	2.4
Avg. Stride Length [m]	6.0	7.5	7.5	7.2



- [ ] Ranking at each section and finish
- .-.- No data available at this section
- NA No data available



Horse/Jockey Name	Star Of Kings
Final Rank	4
Fastest Section Time (Section)	0:10.40 (600m)
Top Speed [km/h] (Section)	70.4 (600m)
Race State	Finished



### Ipswich QLD Professional

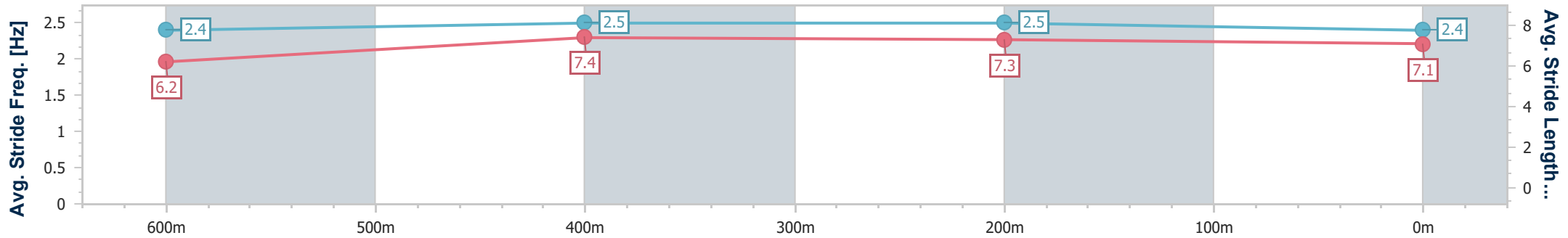
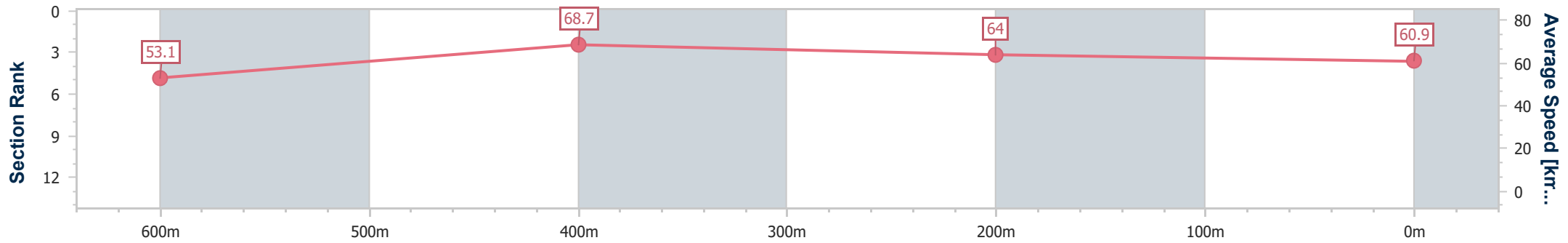
Race 5: TAB BENCHMARK 65 Handicap - 800m

19 September 2024 - 15:05



Track Rating: Good 4, Weather: Fine, Rail Position: +1m Entire

Section	Overall	600m	400m	200m
Section Times	0:46.96 [4] (0:13.54)	0:33.42 [2] (0:10.40)	0:23.02 [1] (0:11.20)	0:11.82 [1] (0:11.82)
Average Speed [km/h]	53.1	68.7	64.0	60.9
Top Speed [km/h]	68.5	70.4	66.6	64.5
Avg. Dist. to Rail [m]	1.3	1.4	1.5	0.2
Avg. Stride Freq. [Hz]	2.4	2.5	2.5	2.4
Avg. Stride Length [m]	6.2	7.4	7.3	7.1



- [ ] Ranking at each section and finish
- .-.- No data available at this section
- NA No data available



Horse/Jockey Name	Prince Of Marakesh
Final Rank	5
Fastest Section Time (Section)	0:10.58 (600m)
Top Speed [km/h] (Section)	68.7 (600m)
Race State	Finished



### Ipswich QLD Professional

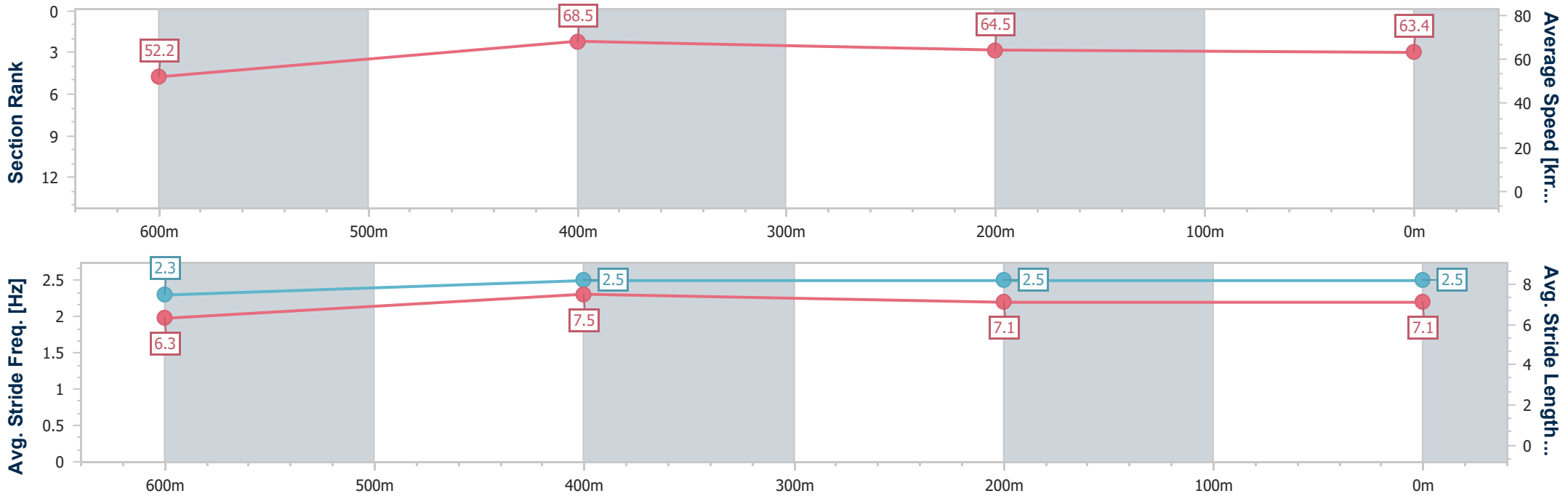
Race 5: TAB BENCHMARK 65 Handicap - 800m

19 September 2024 - 15:05



Track Rating: Good 4, Weather: Fine, Rail Position: +1m Entire

Section	Overall	600m	400m	200m
Section Times	0:47.05 [5] (0:13.84)	0:33.21 [9] (0:10.58)	0:22.63 [8] (0:11.27)	0:11.36 [8] (0:11.36)
Average Speed [km/h]	52.2	68.5	64.5	63.4
Top Speed [km/h]	68.3	68.7	66.5	66.6
Avg. Dist. to Rail [m]	8.0	3.6	4.0	7.7
Avg. Stride Freq. [Hz]	2.3	2.5	2.5	2.5
Avg. Stride Length [m]	6.3	7.5	7.1	7.1



- [ ] Ranking at each section and finish
- .-.- No data available at this section
- NA No data available





Horse/Jockey Name	Annakuri
Final Rank	7
Fastest Section Time (Section)	0:10.53 (600m)
Top Speed [km/h] (Section)	70.0 (600m)
Race State	Finished



### Ipswich QLD Professional

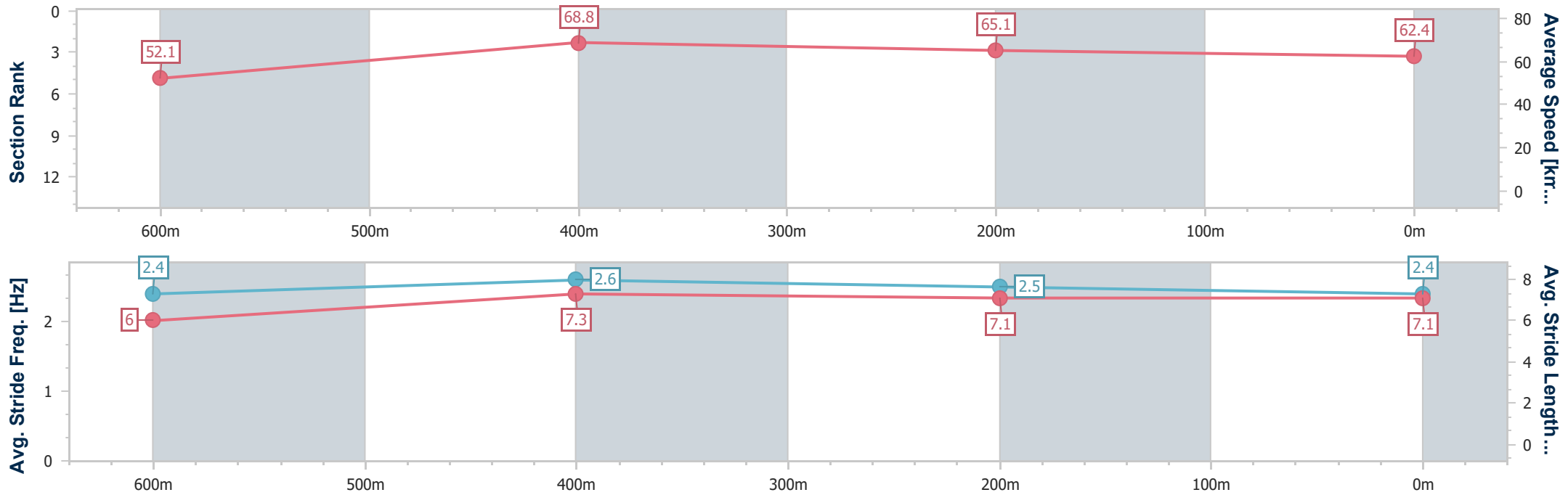
Race 5: TAB BENCHMARK 65 Handicap - 800m

19 September 2024 - 15:05



Track Rating: Good 4, Weather: Fine, Rail Position: +1m Entire

Section	Overall	600m	400m	200m
Section Times	0:47.07 [7] (0:13.81)	0:33.26 [8] (0:10.53)	0:22.73 [7] (0:11.16)	0:11.57 [7] (0:11.57)
Average Speed [km/h]	52.1	68.8	65.1	62.4
Top Speed [km/h]	68.3	70.0	67.2	64.6
Avg. Dist. to Rail [m]	3.1	1.1	3.2	4.8
Avg. Stride Freq. [Hz]	2.4	2.6	2.5	2.4
Avg. Stride Length [m]	6.0	7.3	7.1	7.1



- [ ] Ranking at each section and finish
- .-.- No data available at this section
- NA No data available



Horse/Jockey Name	Copper Sunset
Final Rank	8
Fastest Section Time (Section)	0:10.45 (600m)
Top Speed [km/h] (Section)	69.7 (600m)
Race State	Finished



### Ipswich QLD Professional

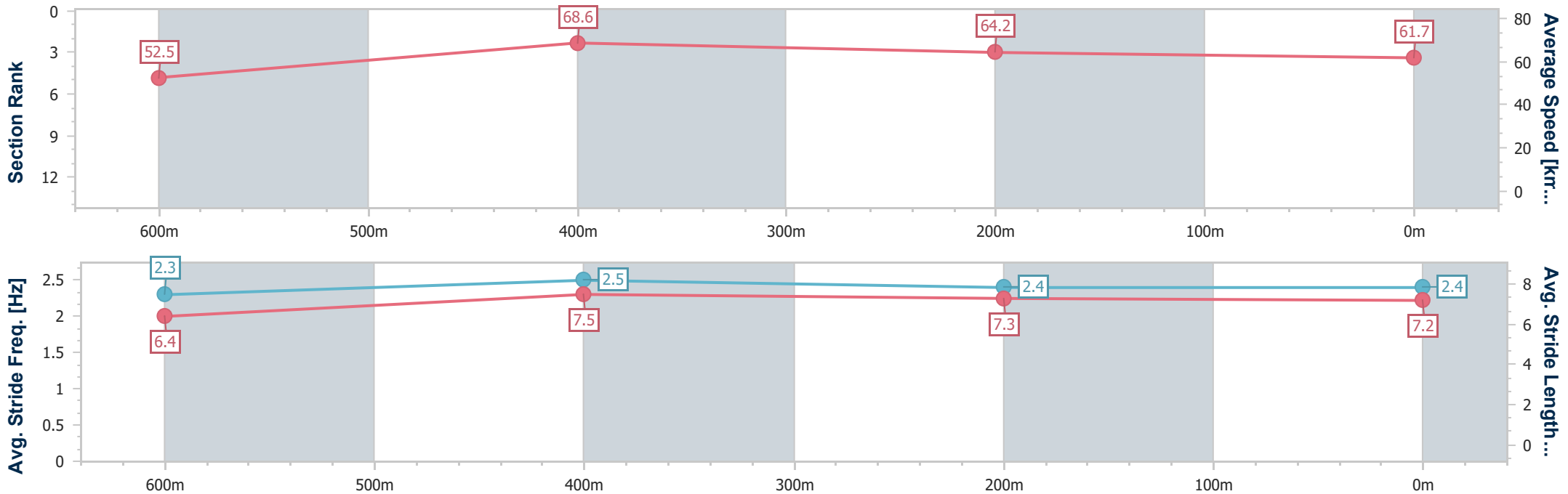
Race 5: TAB BENCHMARK 65 Handicap - 800m

19 September 2024 - 15:05



Track Rating: Good 4, Weather: Fine, Rail Position: +1m Entire

Section	Overall	600m	400m	200m
Section Times	0:47.08 [8] (0:13.78)	0:33.30 [7] (0:10.45)	0:22.85 [6] (0:11.16)	0:11.69 [5] (0:11.69)
Average Speed [km/h]	52.5	68.6	64.2	61.7
Top Speed [km/h]	68.6	69.7	65.7	64.5
Avg. Dist. to Rail [m]	5.7	0.9	0.9	1.3
Avg. Stride Freq. [Hz]	2.3	2.5	2.4	2.4
Avg. Stride Length [m]	6.4	7.5	7.3	7.2



- [ ] Ranking at each section and finish
- .-.- No data available at this section
- NA No data available



Horse/Jockey Name	Gazzman
Final Rank	9
Fastest Section Time (Section)	0:10.73 (600m)
Top Speed [km/h] (Section)	68.8 (600m)
Race State	Finished



### Ipswich QLD Professional

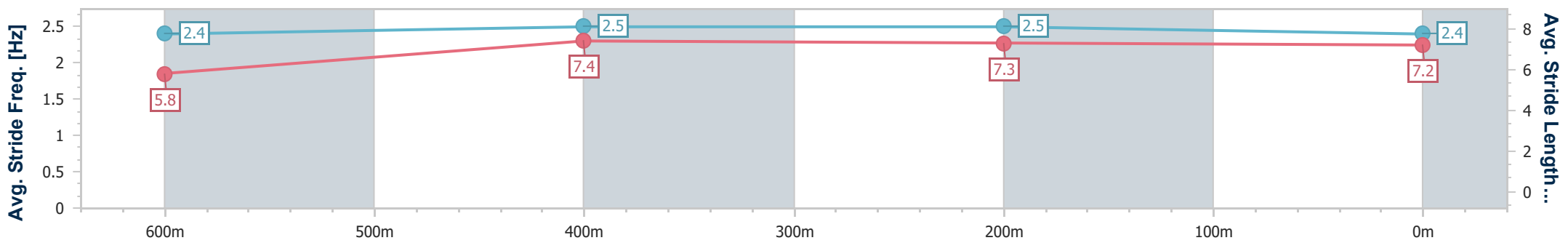
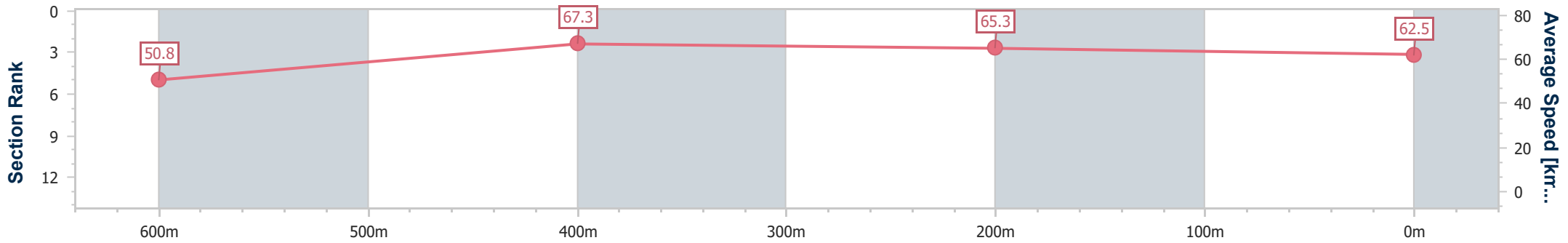
Race 5: TAB BENCHMARK 65 Handicap - 800m

19 September 2024 - 15:05



Track Rating: Good 4, Weather: Fine, Rail Position: +1m Entire

Section	Overall	600m	400m	200m
Section Times	0:47.40 [9] (0:14.18)	0:33.22 [10] (0:10.73)	0:22.49 [10] (0:11.00)	0:11.49 [9] (0:11.49)
Average Speed [km/h]	50.8	67.3	65.3	62.5
Top Speed [km/h]	67.7	68.8	66.6	64.3
Avg. Dist. to Rail [m]	5.2	1.2	0.7	2.7
Avg. Stride Freq. [Hz]	2.4	2.5	2.5	2.4
Avg. Stride Length [m]	5.8	7.4	7.3	7.2



- [ ] Ranking at each section and finish
- .-.- No data available at this section
- NA No data available



Horse/Jockey Name	Joey D'or
Final Rank	10
Fastest Section Time (Section)	0:10.58 (600m)
Top Speed [km/h] (Section)	69.6 (600m)
Race State	Finished



### Ipswich QLD Professional

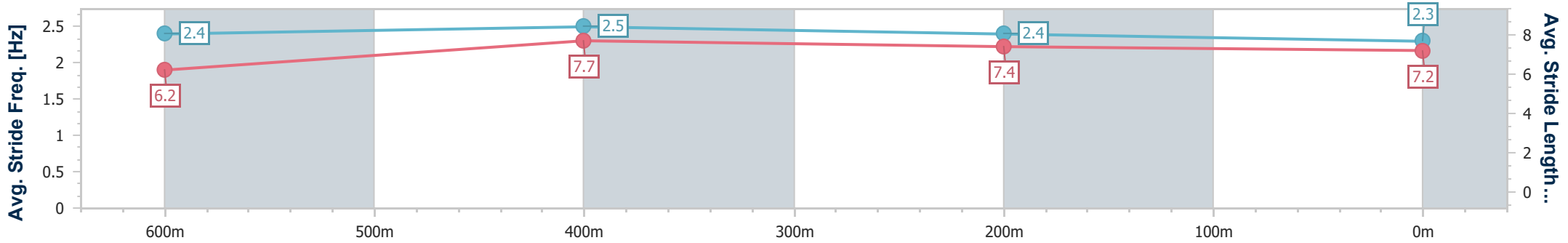
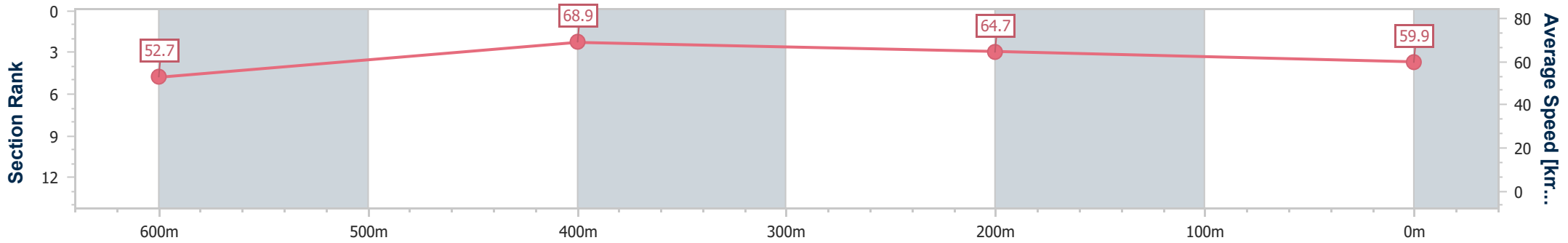
Race 5: TAB BENCHMARK 65 Handicap - 800m

19 September 2024 - 15:05



Track Rating: Good 4, Weather: Fine, Rail Position: +1m Entire

Section	Overall	600m	400m	200m
Section Times	0:47.50 [10] (0:13.65)	0:33.85 [5] (0:10.58)	0:23.27 [5] (0:11.23)	0:12.04 [6] (0:12.04)
Average Speed [km/h]	52.7	68.9	64.7	59.9
Top Speed [km/h]	68.3	69.6	66.6	64.3
Avg. Dist. to Rail [m]	5.4	3.0	3.3	4.7
Avg. Stride Freq. [Hz]	2.4	2.5	2.4	2.3
Avg. Stride Length [m]	6.2	7.7	7.4	7.2



- [ ] Ranking at each section and finish
- .-.- No data available at this section
- NA No data available



Horse/Jockey Name	Super Rupert
Final Rank	11
Fastest Section Time (Section)	0:10.61 (600m)
Top Speed [km/h] (Section)	68.6 (600m)
Race State	Finished



### Ipswich QLD Professional

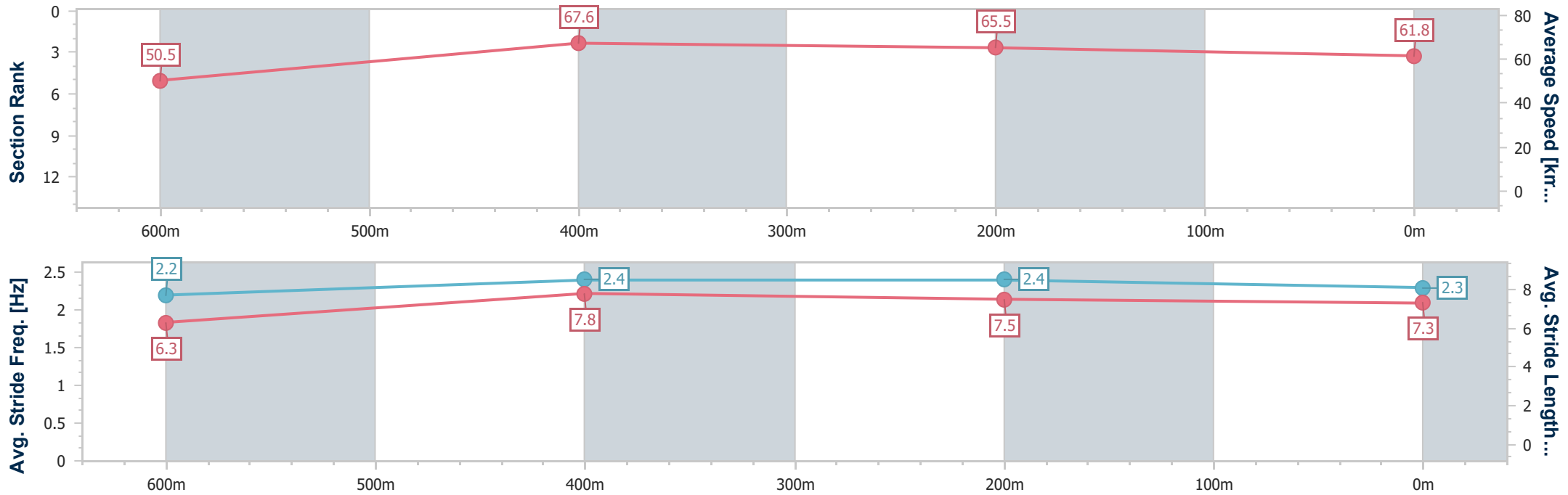
Race 5: TAB BENCHMARK 65 Handicap - 800m

19 September 2024 - 15:05



Track Rating: Good 4, Weather: Fine, Rail Position: +1m Entire

Section	Overall	600m	400m	200m
Section Times	0:47.53 [11] (0:14.29)	0:33.24 [11] (0:10.61)	0:22.63 [9] (0:11.03)	0:11.60 [10] (0:11.60)
Average Speed [km/h]	50.5	67.6	65.5	61.8
Top Speed [km/h]	68.0	68.6	67.1	65.0
Avg. Dist. to Rail [m]	5.7	1.4	2.3	5.8
Avg. Stride Freq. [Hz]	2.2	2.4	2.4	2.3
Avg. Stride Length [m]	6.3	7.8	7.5	7.3



- [ ] Ranking at each section and finish
- .-.- No data available at this section
- NA No data available



Horse/Jockey Name	Albion Square
Final Rank	6
Fastest Section Time (Section)	-:--:--
Top Speed [km/h] (Section)	--.-
Race State	DidNotTrack



Ipswich QLD Professional

Race 5: TAB BENCHMARK 65 Handicap - 800m

19 September 2024 - 15:05

Track Rating: Good 4, Weather: Fine, Rail Position: +1m Entire



Section	Overall	600m	400m	200m									
Section Times	-:--:--	-:--:--	-:--:--	-:--:--									
Average Speed [km/h]	--.-	--.-	--.-	--.-									
Top Speed [km/h]	--.-	--.-	--.-	--.-									
Avg. Dist. to Rail [m]	.-	.-	.-	.-									
Avg. Stride Freq. [Hz]	--.-	--.-	--.-	--.-									
Avg. Stride Length [m]	--.-	--.-	--.-	--.-									

- [ ] Ranking at each section and finish
- :--:-- No data available at this section
- NA No data available



# Ipswich QLD Professional

## Race 6: SEVEN Class 2 Plate - 1350m

19 September 2024 - 15:42



Track Rating: Good 4, Weather: Fine, Rail Position: +1m Entire

Section		Field Times										Last 600m				
		Overall	1200m	1000m	800m	600m	400m						0:35.93			
		(0:11.09)	(0:11.01)	(0:11.43)	(0:11.86)	(0:12.03)	(0:11.80)									
Rank	TAB	Horse/Jockey	Barrier	Top Speed [km/h]	Fastest Section											Distance Travelled [m]
1	1	<b>BANDASHA</b>	9	66.0	0:11.12	1:21.32 [1]	1:09.97 [3]	0:58.85 [3]	0:47.42 [3]	0:35.62 [3]	0:23.74 [3]	0:35.62				
		Martin Harley		1200m	1200m	(0:11.35)	(0:11.12)	(0:11.43)	(0:11.80)	(0:11.88)	(0:11.69)					
2	5	<b>MILLWARD</b>	3	64.6	0:11.38	1:21.39 [2]	1:10.00 [4]	0:58.62 [5]	0:47.12 [5]	0:35.38 [5]	0:23.57 [4]	0:35.38		-2		
		Cejay Graham		Overall	1200m	(0:11.39)	(0:11.38)	(0:11.50)	(0:11.74)	(0:11.81)	(0:11.69)					
3	8	<b>ISLE ORNSAY</b>	6	65.4	0:11.08	1:21.59 [3]	1:10.50 [1]	0:59.42 [2]	0:48.01 [2]	0:36.10 [2]	0:24.17 [1]	0:36.10		+0		
		Tahlia Fenlon		Overall	1200m	(0:11.09)	(0:11.08)	(0:11.41)	(0:11.91)	(0:11.93)	(0:11.80)					
4	4	<b>HOUSTON ROCKET</b>	7	65.2	0:11.24	1:21.62 [4]	1:09.65 [9]	0:58.41 [9]	0:46.83 [9]	0:35.38 [9]	0:23.48 [7]	0:35.38		+0		
		Justin Huxtable		1200m	1200m	(0:11.97)	(0:11.24)	(0:11.58)	(0:11.45)	(0:11.90)	(0:11.59)					
5	14	<b>VEANDECHANCE</b>	8	64.6	0:11.30	1:22.10 [5]	1:10.06 [10]	0:58.76 [10]	0:47.28 [10]	0:35.68 [10]	0:23.68 [10]	0:35.68		-2		
		Andrew Mallyon		1200m	1200m	(0:12.04)	(0:11.30)	(0:11.48)	(0:11.60)	(0:12.00)	(0:11.74)					
6	13	<b>SNOW BOUM</b>	5	64.8	0:11.27	1:22.26 [6]	1:10.57 [7]	0:59.30 [8]	0:47.75 [8]	0:36.18 [6]	0:24.29 [6]	0:36.18		+2		
		Jag Guthmann-Chester		1200m	1200m	(0:11.69)	(0:11.27)	(0:11.55)	(0:11.57)	(0:11.89)	(0:11.91)					
7	2	<b>COUNT NICHOLAS</b>	2	66.5	0:10.98	1:22.32 [7]	1:11.20 [2]	1:00.22 [1]	0:48.79 [1]	0:36.93 [1]	0:24.88 [2]	0:36.93		-4		
		Bailey Wheeler		1200m	1200m	(0:11.12)	(0:10.98)	(0:11.43)	(0:11.86)	(0:12.05)	(0:12.03)					
8	11	<b>REVONTULET</b>	1	65.0	0:11.25	1:22.69 [8]	1:11.25 [5]	1:00.00 [4]	0:48.46 [4]	0:36.71 [4]	0:24.82 [5]	0:36.71		-4		
		Melea Castle		1200m	1200m	(0:11.44)	(0:11.25)	(0:11.54)	(0:11.75)	(0:11.89)	(0:12.18)					
9	6	<b>DUSTYIAM</b>	4	65.3	0:11.14	1:22.94 [9]	1:11.13 [8]	0:59.99 [7]	0:48.46 [7]	0:36.78 [8]	0:24.78 [8]	0:36.78		-4		
		Micheal Hellyer		1200m	1200m	(0:11.81)	(0:11.14)	(0:11.53)	(0:11.68)	(0:12.00)	(0:12.07)					
10	10	<b>PRESS LIGHTLY</b>	11	65.0	0:11.25	1:23.72 [10]	1:12.12 [6]	1:00.87 [6]	0:49.31 [6]	0:37.57 [7]	0:25.39 [9]	0:37.57		+5		
		Shania Willis		1200m	1200m	(0:11.60)	(0:11.25)	(0:11.56)	(0:11.74)	(0:12.18)	(0:12.52)					

Scratched: Silver Pearl (#12), Desert Mist (#3), Disney Castle (#7), Mambo Dancer (#9)

[ ] Ranking at each section and finish  
 -:-:- No data available at this section  
 NA No data available

SCN Saddle cloth number  
 DNF Did not finish  
 DNT Did not track



Ipswich QLD Professional  
 Race 6: SEVEN Class 2 Plate - 1350m  
 19 September 2024 - 15:42



Track Rating: Good 4, Weather: Fine, Rail Position: +1m Entire

Section				200m				Last 600m	
Field Times				0:12.10 (0:12.10)				0:35.93	
Rank	TAB	Horse/Jockey	Barrier	Top Speed [km/h]	Fastest Section	Margin			Distance Travelled [m]
1	1	<b>BANDASHA</b> Martin Harley	9	66.0 1200m	0:11.12 1200m	0:12.05 [2] (0:12.05)	1:21.32		0:35.62
2	5	<b>MILLWARD</b> Cejay Graham	3	64.6 Overall	0:11.38 1200m	0:11.88 [4] (0:11.88)	0.36L		0:35.38 -2
3	8	<b>ISLE ORNSAY</b> Tahlia Fenlon	6	65.4 Overall	0:11.08 1200m	0:12.37 [1] (0:12.37)	1.57L		0:36.10 +0
4	4	<b>HOUSTON ROCKET</b> Justin Huxtable	7	65.2 1200m	0:11.24 1200m	0:11.89 [5] (0:11.89)	1.76L		0:35.38 +0
5	14	<b>VEANDECHANCE</b> Andrew Mallyon	8	64.6 1200m	0:11.30 1200m	0:11.94 [8] (0:11.94)	4.55L		0:35.68 -2
6	13	<b>SNOW BOUM</b> Jag Guthmann-Chester	5	64.8 1200m	0:11.27 1200m	0:12.38 [6] (0:12.38)	5.52L		0:36.18 +2
7	2	<b>COUNT NICHOLAS</b> Bailey Wheeler	2	66.5 1200m	0:10.98 1200m	0:12.85 [3] (0:12.85)	5.85L		0:36.93 -4
8	11	<b>REVONTULET</b> Melea Castle	1	65.0 1200m	0:11.25 1200m	0:12.64 [7] (0:12.64)	8.03L		0:36.71 -4
9	6	<b>DUSTYIAM</b> Micheal Hellyer	4	65.3 1200m	0:11.14 1200m	0:12.71 [9] (0:12.71)	9.5L		0:36.78 -4
10	10	<b>PRESS LIGHTLY</b> Shania Willis	11	65.0 1200m	0:11.25 1200m	0:12.87 [10] (0:12.87)	14.08L		0:37.57 +5

Scratched: Silver Pearl (#12), Desert Mist (#3), Disney Castle (#7), Mambo Dancer (#9)

[ ] Ranking at each section and finish  
 -:-:- No data available at this section  
 NA No data available

SCN Saddle cloth number  
 DNF Did not finish  
 DNT Did not track





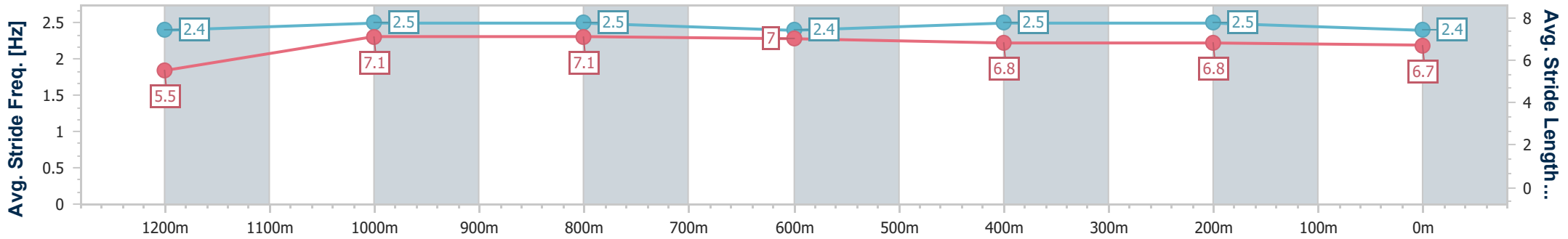
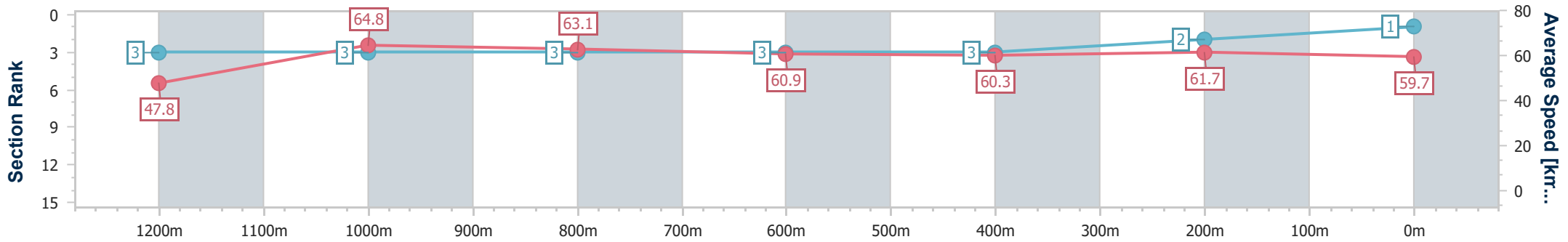
Horse/Jockey Name	Bandasha
Final Rank	1
Fastest Section Time (Section)	0:11.12 (1200m)
Top Speed [km/h] (Section)	66.0 (1200m)
Race State	Finished



Ipswich QLD Professional  
 Race 6: SEVEN Class 2 Plate - 1350m  
 19 September 2024 - 15:42  
 Track Rating: Good 4, Weather: Fine, Rail Position: +1m Entire



Section	Overall	1200m	1000m	800m	600m	400m	200m
Section Times	1:21.32 [1] (0:11.35)	1:09.97 [3] (0:11.12)	0:58.85 [3] (0:11.43)	0:47.42 [3] (0:11.80)	0:35.62 [3] (0:11.88)	0:23.74 [3] (0:11.69)	0:12.05 [2] (0:12.05)
Average Speed [km/h]	47.8	64.8	63.1	60.9	60.3	61.7	59.7
Top Speed [km/h]	65.8	66.0	63.9	62.1	61.5	62.5	62.2
Avg. Dist. to Rail [m]	7.4	2.6	0.7	0.6	0.7	1.5	2.4
Avg. Stride Freq. [Hz]	2.4	2.5	2.5	2.4	2.5	2.5	2.4
Avg. Stride Length [m]	5.5	7.1	7.1	7.0	6.8	6.8	6.7



- [ ] Ranking at each section and finish
- .-.-.- No data available at this section
- NA No data available



Horse/Jockey Name	Millward
Final Rank	2
Fastest Section Time (Section)	0:11.38 (1200m)
Top Speed [km/h] (Section)	64.6 (Overall)
Race State	Finished



### Ipswich QLD Professional

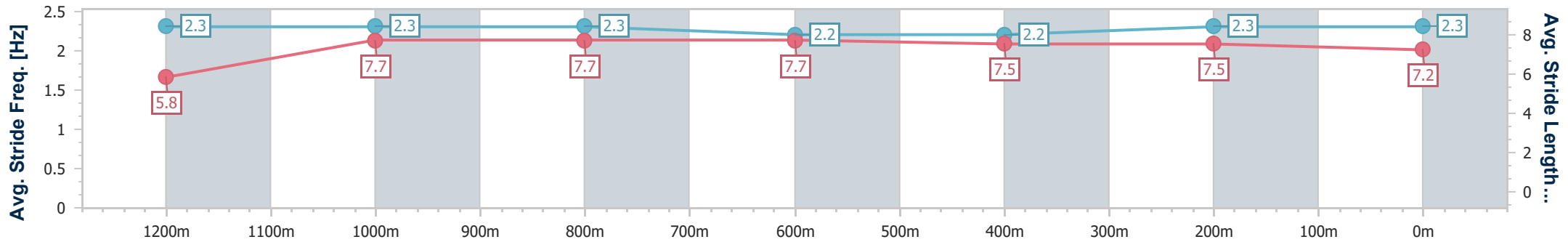
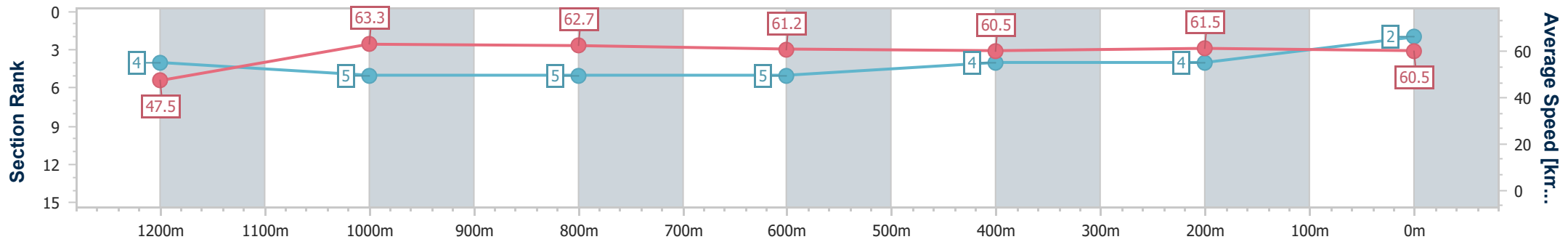
Race 6: SEVEN Class 2 Plate - 1350m

19 September 2024 - 15:42



Track Rating: Good 4, Weather: Fine, Rail Position: +1m Entire

Section	Overall	1200m	1000m	800m	600m	400m	200m
Section Times	1:21.39 [2] (0:11.39)	1:10.00 [4] (0:11.38)	0:58.62 [5] (0:11.50)	0:47.12 [5] (0:11.74)	0:35.38 [5] (0:11.81)	0:23.57 [4] (0:11.69)	0:11.88 [4] (0:11.88)
Average Speed [km/h]	47.5	63.3	62.7	61.2	60.5	61.5	60.5
Top Speed [km/h]	64.6	64.5	63.2	63.2	60.9	63.1	62.3
Avg. Dist. to Rail [m]	3.6	2.5	0.6	0.8	1.4	1.2	3.1
Avg. Stride Freq. [Hz]	2.3	2.3	2.3	2.2	2.2	2.3	2.3
Avg. Stride Length [m]	5.8	7.7	7.7	7.7	7.5	7.5	7.2



- [ ] Ranking at each section and finish
- .-.- No data available at this section
- NA No data available



Horse/Jockey Name	Isle Ornsay
Final Rank	3
Fastest Section Time (Section)	0:11.08 (1200m)
Top Speed [km/h] (Section)	65.4 (Overall)
Race State	Finished



### Ipswich QLD Professional

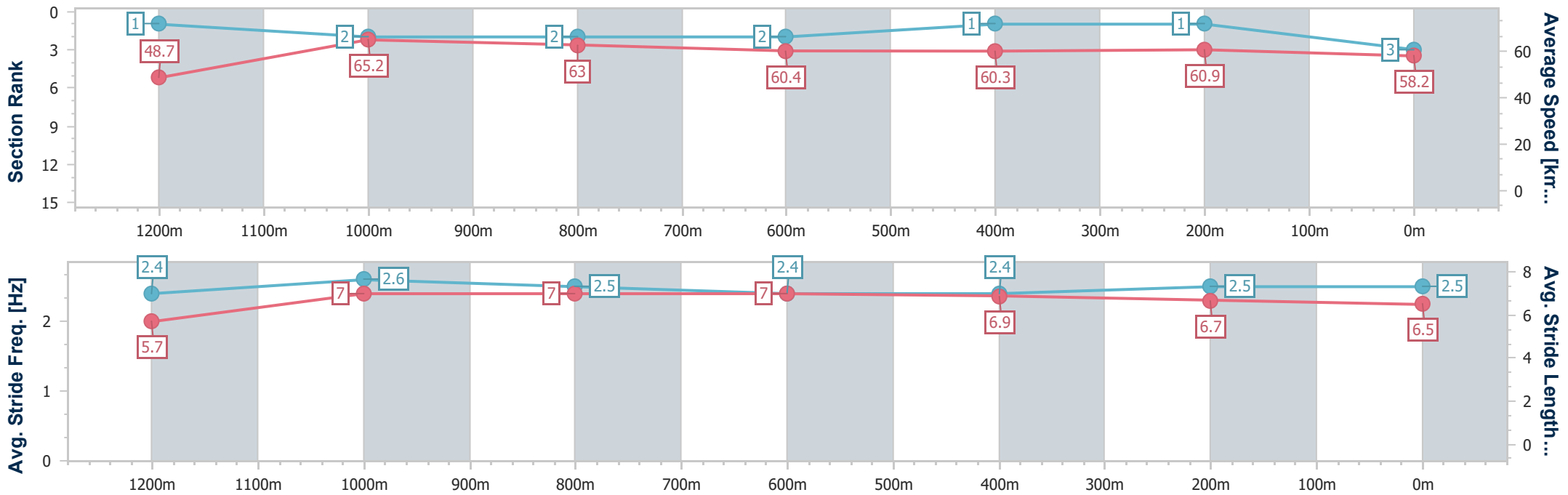
Race 6: SEVEN Class 2 Plate - 1350m

19 September 2024 - 15:42



Track Rating: Good 4, Weather: Fine, Rail Position: +1m Entire

Section	Overall	1200m	1000m	800m	600m	400m	200m
Section Times	1:21.59 [3] (0:11.09)	1:10.50 [1] (0:11.08)	0:59.42 [2] (0:11.41)	0:48.01 [2] (0:11.91)	0:36.10 [2] (0:11.93)	0:24.17 [1] (0:11.80)	0:12.37 [1] (0:12.37)
Average Speed [km/h]	48.7	65.2	63.0	60.4	60.3	60.9	58.2
Top Speed [km/h]	65.4	65.3	64.6	61.7	60.8	61.6	60.4
Avg. Dist. to Rail [m]	5.2	2.1	0.3	0.3	0.8	0.8	0.9
Avg. Stride Freq. [Hz]	2.4	2.6	2.5	2.4	2.4	2.5	2.5
Avg. Stride Length [m]	5.7	7.0	7.0	7.0	6.9	6.7	6.5



- [ ] Ranking at each section and finish
- .-.- No data available at this section
- NA No data available



Horse/Jockey Name	Houston Rocket
Final Rank	4
Fastest Section Time (Section)	0:11.24 (1200m)
Top Speed [km/h] (Section)	65.2 (1200m)
Race State	Finished



### Ipswich QLD Professional

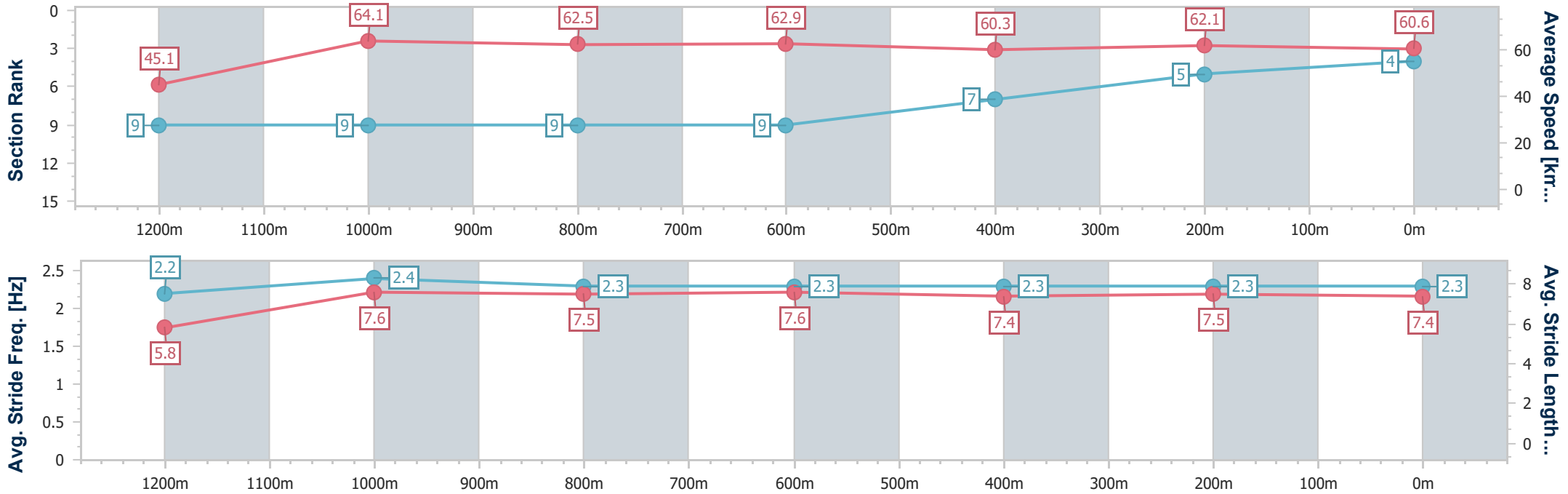
Race 6: SEVEN Class 2 Plate - 1350m

19 September 2024 - 15:42



Track Rating: Good 4, Weather: Fine, Rail Position: +1m Entire

Section	Overall	1200m	1000m	800m	600m	400m	200m
Section Times	1:21.62 [4] (0:11.97)	1:09.65 [9] (0:11.24)	0:58.41 [9] (0:11.58)	0:46.83 [9] (0:11.45)	0:35.38 [9] (0:11.90)	0:23.48 [7] (0:11.59)	0:11.89 [5] (0:11.89)
Average Speed [km/h]	45.1	64.1	62.5	62.9	60.3	62.1	60.6
Top Speed [km/h]	64.8	65.2	62.9	64.0	62.1	63.6	61.7
Avg. Dist. to Rail [m]	5.3	2.9	0.9	0.3	0.2	0.7	0.7
Avg. Stride Freq. [Hz]	2.2	2.4	2.3	2.3	2.3	2.3	2.3
Avg. Stride Length [m]	5.8	7.6	7.5	7.6	7.4	7.5	7.4



- [ ] Ranking at each section and finish
- .-.- No data available at this section
- NA No data available



Horse/Jockey Name	Veandechance
Final Rank	5
Fastest Section Time (Section)	0:11.30 (1200m)
Top Speed [km/h] (Section)	64.6 (1200m)
Race State	Finished



### Ipswich QLD Professional

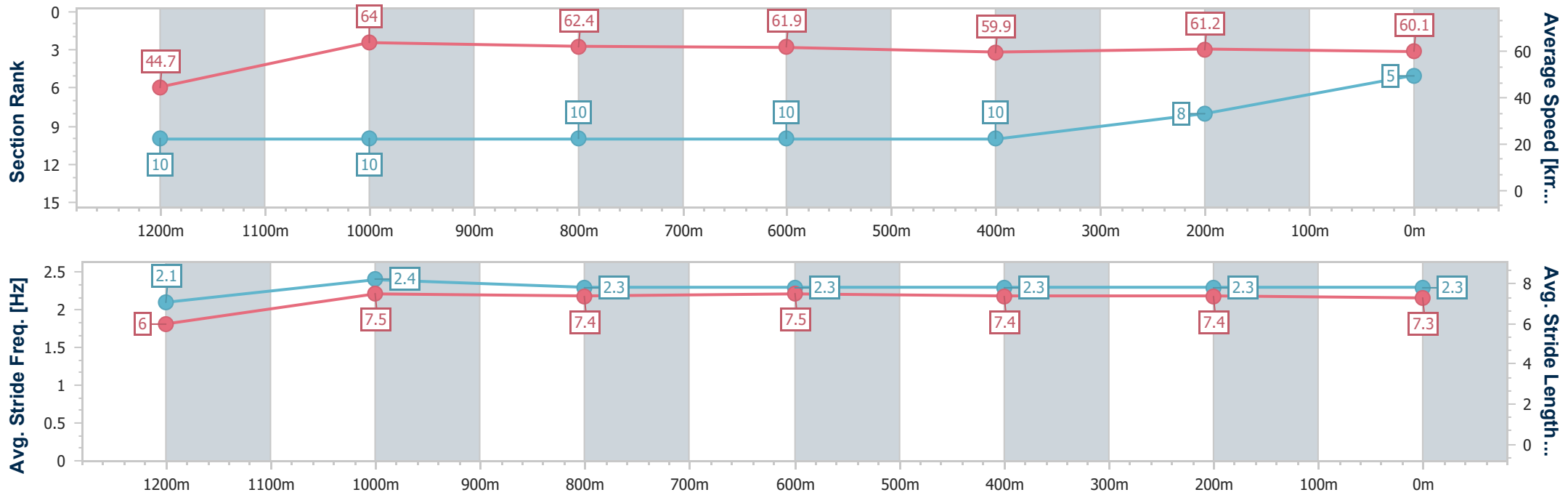
Race 6: SEVEN Class 2 Plate - 1350m

19 September 2024 - 15:42



Track Rating: Good 4, Weather: Fine, Rail Position: +1m Entire

Section	Overall	1200m	1000m	800m	600m	400m	200m
Section Times	1:22.10 [5] (0:12.04)	1:10.06 [10] (0:11.30)	0:58.76 [10] (0:11.48)	0:47.28 [10] (0:11.60)	0:35.68 [10] (0:12.00)	0:23.68 [10] (0:11.74)	0:11.94 [8] (0:11.94)
Average Speed [km/h]	44.7	64.0	62.4	61.9	59.9	61.2	60.1
Top Speed [km/h]	63.6	64.6	63.8	63.4	60.6	61.9	61.7
Avg. Dist. to Rail [m]	6.2	2.0	0.7	0.9	0.4	1.5	4.8
Avg. Stride Freq. [Hz]	2.1	2.4	2.3	2.3	2.3	2.3	2.3
Avg. Stride Length [m]	6.0	7.5	7.4	7.5	7.4	7.4	7.3



- [ ] Ranking at each section and finish
- .-.- No data available at this section
- NA No data available



Horse/Jockey Name	Snow Boum
Final Rank	6
Fastest Section Time (Section)	0:11.27 (1200m)
Top Speed [km/h] (Section)	64.8 (1200m)
Race State	Finished



### Ipswich QLD Professional

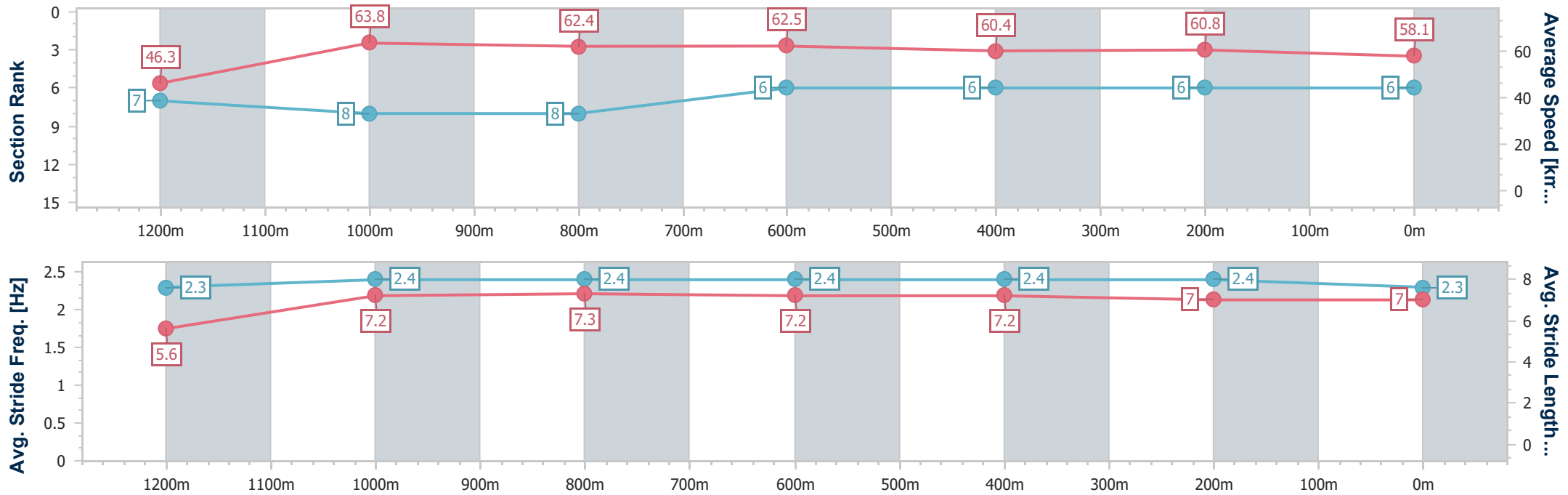
Race 6: SEVEN Class 2 Plate - 1350m

19 September 2024 - 15:42



Track Rating: Good 4, Weather: Fine, Rail Position: +1m Entire

Section	Overall	1200m	1000m	800m	600m	400m	200m
Section Times	1:22.26 [6] (0:11.69)	1:10.57 [7] (0:11.27)	0:59.30 [8] (0:11.55)	0:47.75 [8] (0:11.57)	0:36.18 [6] (0:11.89)	0:24.29 [6] (0:11.91)	0:12.38 [6] (0:12.38)
Average Speed [km/h]	46.3	63.8	62.4	62.5	60.4	60.8	58.1
Top Speed [km/h]	63.5	64.8	63.2	63.9	62.2	61.3	60.1
Avg. Dist. to Rail [m]	4.1	1.7	0.5	0.6	0.6	1.3	3.3
Avg. Stride Freq. [Hz]	2.3	2.4	2.4	2.4	2.4	2.4	2.3
Avg. Stride Length [m]	5.6	7.2	7.3	7.2	7.2	7.0	7.0



- [ ] Ranking at each section and finish
- .-.- No data available at this section
- NA No data available



Horse/Jockey Name	Count Nicholas
Final Rank	7
Fastest Section Time (Section)	0:10.98 (1200m)
Top Speed [km/h] (Section)	66.5 (1200m)
Race State	Finished



### Ipswich QLD Professional

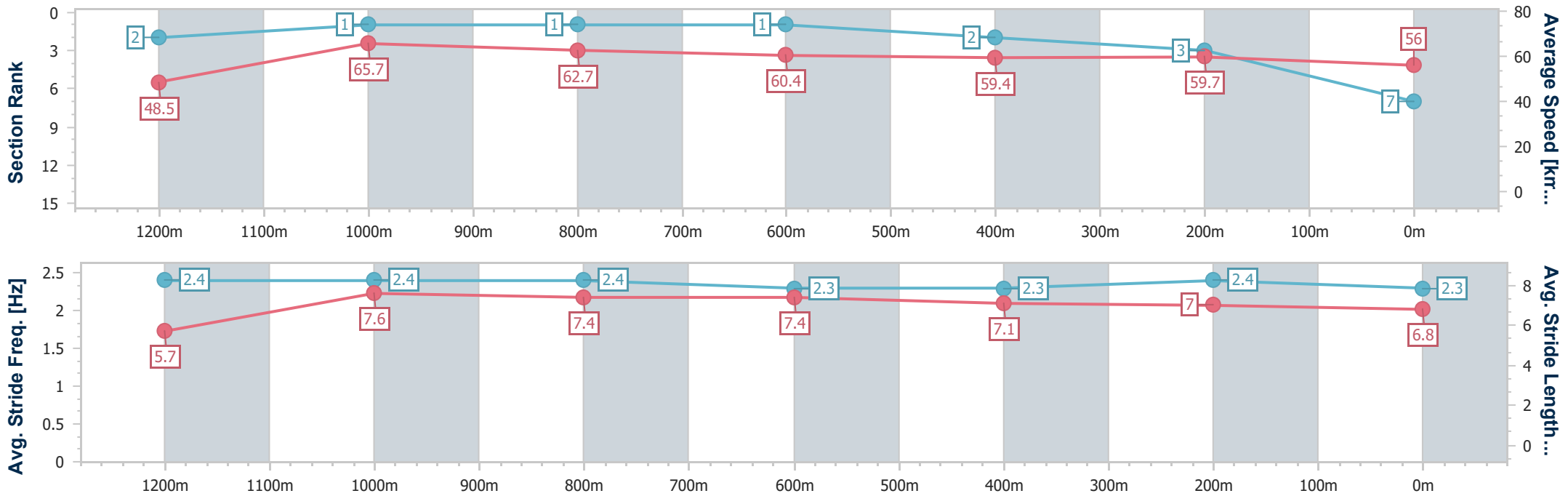
Race 6: SEVEN Class 2 Plate - 1350m

19 September 2024 - 15:42



Track Rating: Good 4, Weather: Fine, Rail Position: +1m Entire

Section	Overall	1200m	1000m	800m	600m	400m	200m
Section Times	1:22.32 [7] (0:11.12)	1:11.20 [2] (0:10.98)	1:00.22 [1] (0:11.43)	0:48.79 [1] (0:11.86)	0:36.93 [1] (0:12.05)	0:24.88 [2] (0:12.03)	0:12.85 [3] (0:12.85)
Average Speed [km/h]	48.5	65.7	62.7	60.4	59.4	59.7	56.0
Top Speed [km/h]	65.7	66.5	64.2	61.4	59.9	60.1	58.7
Avg. Dist. to Rail [m]	2.5	1.5	0.7	1.0	1.3	1.3	0.8
Avg. Stride Freq. [Hz]	2.4	2.4	2.4	2.3	2.3	2.4	2.3
Avg. Stride Length [m]	5.7	7.6	7.4	7.4	7.1	7.0	6.8



- [ ] Ranking at each section and finish
- .-.- No data available at this section
- NA No data available



Horse/Jockey Name	Revontulet
Final Rank	8
Fastest Section Time (Section)	0:11.25 (1200m)
Top Speed [km/h] (Section)	65.0 (1200m)
Race State	Finished



### Ipswich QLD Professional

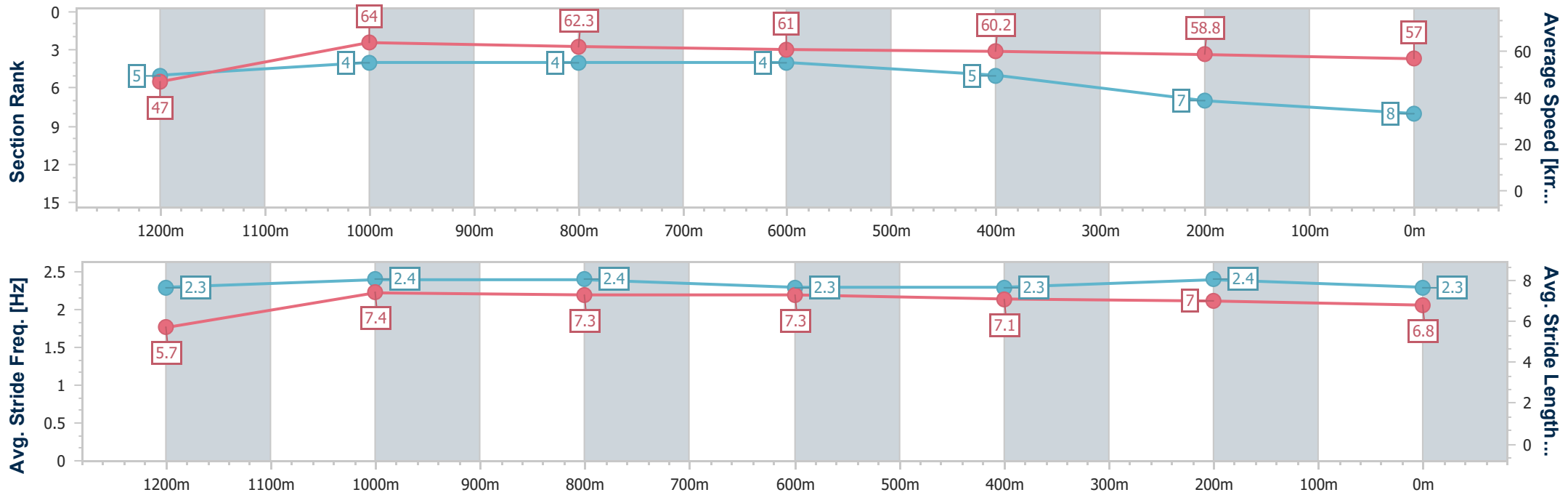
Race 6: SEVEN Class 2 Plate - 1350m

19 September 2024 - 15:42



Track Rating: Good 4, Weather: Fine, Rail Position: +1m Entire

Section	Overall	1200m	1000m	800m	600m	400m	200m
Section Times	1:22.69 [8] (0:11.44)	1:11.25 [5] (0:11.25)	1:00.00 [4] (0:11.54)	0:48.46 [4] (0:11.75)	0:36.71 [4] (0:11.89)	0:24.82 [5] (0:12.18)	0:12.64 [7] (0:12.64)
Average Speed [km/h]	47.0	64.0	62.3	61.0	60.2	58.8	57.0
Top Speed [km/h]	63.9	65.0	62.9	62.9	60.5	60.5	58.3
Avg. Dist. to Rail [m]	0.9	0.9	1.0	1.4	1.4	0.5	0.3
Avg. Stride Freq. [Hz]	2.3	2.4	2.4	2.3	2.3	2.4	2.3
Avg. Stride Length [m]	5.7	7.4	7.3	7.3	7.1	7.0	6.8



- [ ] Ranking at each section and finish
- .-.- No data available at this section
- NA No data available





Horse/Jockey Name	Dustyiam
Final Rank	9
Fastest Section Time (Section)	0:11.14 (1200m)
Top Speed [km/h] (Section)	65.3 (1200m)
Race State	Finished



### Ipswich QLD Professional

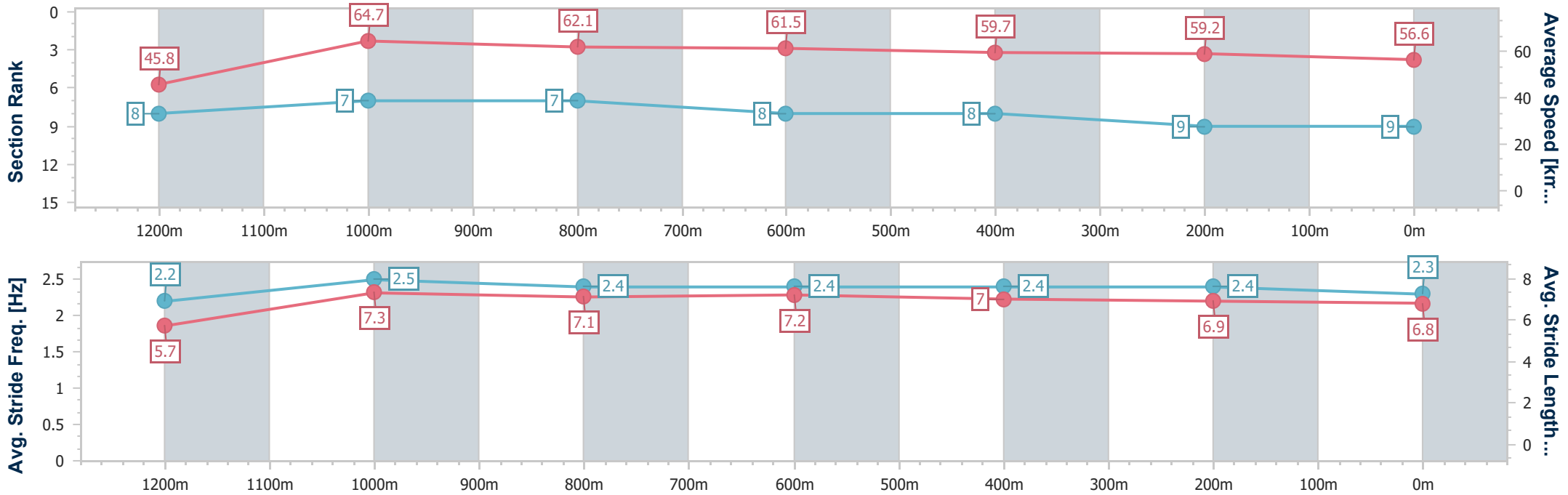
Race 6: SEVEN Class 2 Plate - 1350m

19 September 2024 - 15:42



Track Rating: Good 4, Weather: Fine, Rail Position: +1m Entire

Section	Overall	1200m	1000m	800m	600m	400m	200m
Section Times	1:22.94 [9] (0:11.81)	1:11.13 [8] (0:11.14)	0:59.99 [7] (0:11.53)	0:48.46 [7] (0:11.68)	0:36.78 [8] (0:12.00)	0:24.78 [8] (0:12.07)	0:12.71 [9] (0:12.71)
Average Speed [km/h]	45.8	64.7	62.1	61.5	59.7	59.2	56.6
Top Speed [km/h]	64.5	65.3	63.3	62.3	60.3	60.2	58.5
Avg. Dist. to Rail [m]	3.5	1.3	0.9	1.4	1.2	1.0	1.5
Avg. Stride Freq. [Hz]	2.2	2.5	2.4	2.4	2.4	2.4	2.3
Avg. Stride Length [m]	5.7	7.3	7.1	7.2	7.0	6.9	6.8



- [ ] Ranking at each section and finish
- .-.- No data available at this section
- NA No data available



Horse/Jockey Name	Press Lightly
Final Rank	10
Fastest Section Time (Section)	0:11.25 (1200m)
Top Speed [km/h] (Section)	65.0 (1200m)
Race State	Finished



### Ipswich QLD Professional

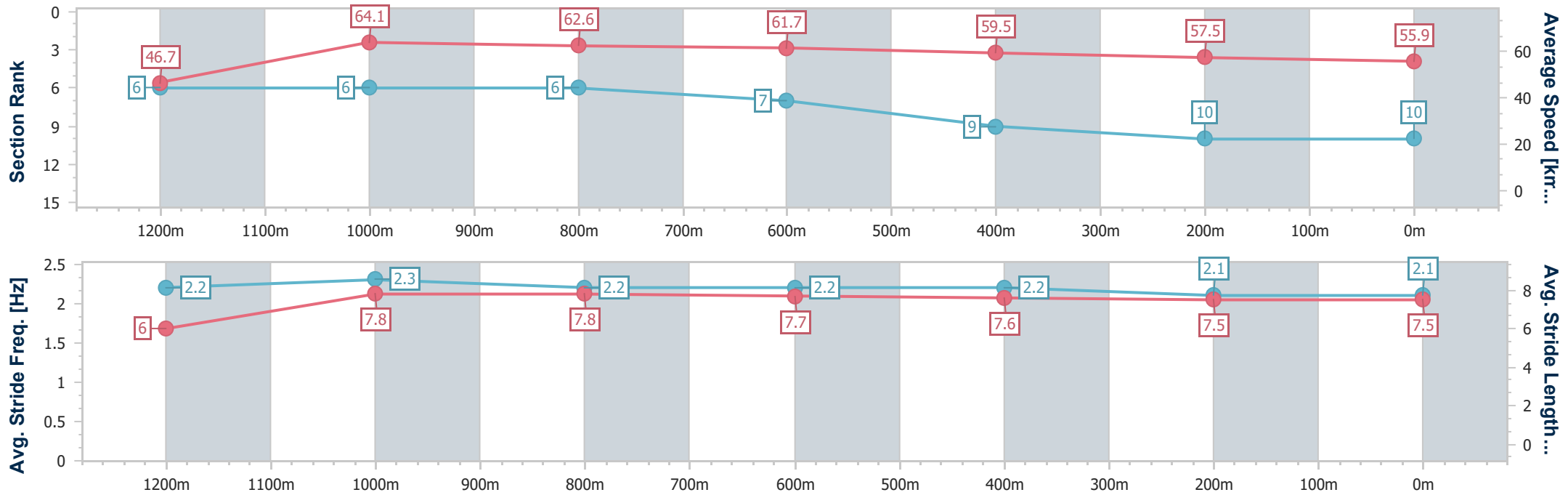
Race 6: SEVEN Class 2 Plate - 1350m

19 September 2024 - 15:42



Track Rating: Good 4, Weather: Fine, Rail Position: +1m Entire

Section	Overall	1200m	1000m	800m	600m	400m	200m
Section Times	1:23.72 [10] (0:11.60)	1:12.12 [6] (0:11.25)	1:00.87 [6] (0:11.56)	0:49.31 [6] (0:11.74)	0:37.57 [7] (0:12.18)	0:25.39 [9] (0:12.52)	0:12.87 [10] (0:12.87)
Average Speed [km/h]	46.7	64.1	62.6	61.7	59.5	57.5	55.9
Top Speed [km/h]	63.3	65.0	63.4	62.3	61.2	58.6	57.5
Avg. Dist. to Rail [m]	9.1	3.7	1.9	1.8	1.5	1.4	2.2
Avg. Stride Freq. [Hz]	2.2	2.3	2.2	2.2	2.2	2.1	2.1
Avg. Stride Length [m]	6.0	7.8	7.8	7.7	7.6	7.5	7.5



- [ ] Ranking at each section and finish
- .-.- No data available at this section
- NA No data available



# Ipswich QLD Professional

## Race 7: GREAT NORTHERN Class 5 Plate - 1350m

19 September 2024 - 16:17



Track Rating: Good 4, Weather: Fine, Rail Position: +1m Entire

Section												Last 600m				
Field Times		Overall	1200m	1000m	800m	600m	400m						0:35.17			
		1:22.35 (0:11.55)	1:10.80 (0:11.49)	0:59.31 (0:12.18)	0:47.13 (0:11.96)	0:35.17 (0:11.67)	0:23.50 (0:11.67)									
Rank	TAB	Horse/Jockey	Barrier	Top Speed [km/h]	Fastest Section											Distance Travelled [m]
1	12	<b>GENETIC FREAK</b> Bailey Wheeler	9	64.9 200m	0:11.51 400m	1:22.35 [1] (0:11.95)	1:10.40 [6] (0:11.68)	0:58.72 [7] (0:12.06)	0:46.66 [6] (0:11.90)	0:34.76 [6] (0:11.67)	0:23.09 [5] (0:11.51)	0:34.76				
2	3	<b>BELVEDERE BOYS</b> James Orman	5	66.4 400m	0:11.20 400m	1:22.35 [2] (0:12.14)	1:10.21 [9] (0:11.59)	0:58.62 [9] (0:12.23)	0:46.39 [9] (0:11.99)	0:34.40 [9] (0:11.61)	0:22.79 [8] (0:11.20)	0:34.40	+0			
3	4	<b>BROKEN HILL</b> Kyle Wilson-Taylor	2	64.0 600m	0:11.45 400m	1:22.44 [3] (0:11.71)	1:10.73 [3] (0:11.60)	0:59.13 [3] (0:12.20)	0:46.93 [4] (0:11.99)	0:34.94 [4] (0:11.57)	0:23.37 [3] (0:11.45)	0:34.94	+0			
4	5	<b>FLASH ZARIZ</b> Madeleine Wishart	6	63.4 1200m	0:11.45 1200m	1:22.67 [4] (0:12.03)	1:10.64 [8] (0:11.45)	0:59.19 [6] (0:12.02)	0:47.17 [3] (0:11.87)	0:35.30 [3] (0:11.70)	0:23.60 [4] (0:11.67)	0:35.30	-1			
5	6	<b>RIVIERA BLUE</b> Angela Jones	8	63.7 1200m	0:11.52 1200m	1:22.68 [5] (0:11.68)	1:11.00 [2] (0:11.52)	0:59.48 [2] (0:12.12)	0:47.36 [2] (0:11.94)	0:35.42 [2] (0:11.76)	0:23.66 [2] (0:11.66)	0:35.42	-1			
6	7	<b>TIME TO TESTIFY</b> Michael Rodd	1	63.7 400m	0:11.34 400m	1:22.70 [6] (0:11.88)	1:10.82 [4] (0:11.59)	0:59.23 [5] (0:12.34)	0:46.89 [8] (0:12.01)	0:34.88 [8] (0:11.67)	0:23.21 [7] (0:11.34)	0:34.88	+0			
7	10	<b>BYRON EYES</b> Melea Castle	4	64.4 1200m	0:11.49 1200m	1:22.74 [7] (0:11.55)	1:11.19 [1] (0:11.49)	0:59.70 [1] (0:12.18)	0:47.52 [1] (0:11.96)	0:35.56 [1] (0:11.67)	0:23.89 [1] (0:11.70)	0:35.56	-1			
8	1	<b>BELIEVE SO</b> Jake Bayliss	10	63.0 200m	0:11.66 1200m	1:23.35 [8] (0:11.99)	1:11.36 [7] (0:11.66)	0:59.70 [8] (0:12.14)	0:47.56 [7] (0:12.02)	0:35.54 [7] (0:11.80)	0:23.74 [9] (0:11.86)	0:35.54	+2			
9	13	<b>SLEIGH QUEEN</b> Dan McGillivray	3	63.3 1200m	0:11.51 1200m	1:23.52 [9] (0:11.93)	1:11.59 [5] (0:11.51)	1:00.08 [4] (0:12.20)	0:47.88 [5] (0:11.90)	0:35.98 [5] (0:11.73)	0:24.25 [6] (0:11.65)	0:35.98	-1			

Scratched: Toba (#8), Wowit's Willywonka (#9), Al Ash Lad (#11), Flashing Steel (#2)

[ ] Ranking at each section and finish  
 -:-:- No data available at this section  
 NA No data available

SCN Saddle cloth number  
 DNF Did not finish  
 DNT Did not track



Ipswich QLD Professional  
 Race 7: GREAT NORTHERN Class 5 Plate - 1350m  
 19 September 2024 - 16:17



Track Rating: Good 4, Weather: Fine, Rail Position: +1m Entire

Section				200m				Last 600m
Field Times				0:11.83				0:35.17
Rank	TAB	Horse/Jockey	Barrier	Top Speed [km/h]	Fastest Section	Margin		Distance Travelled [m]
1	12	<b>GENETIC FREAK</b>	9	64.9	0:11.51	0:11.58 [6]	1:22.35	0:34.76
		Bailey Wheeler		200m	400m	(0:11.58)		
2	3	<b>BELVEDERE BOYS</b>	5	66.4	0:11.20	0:11.59 [5]	0.02L	0:34.40 +0
		James Orman		400m	400m	(0:11.59)		
3	4	<b>BROKEN HILL</b>	2	64.0	0:11.45	0:11.92 [1]	0.52L	0:34.94 +0
		Kyle Wilson-Taylor		600m	400m	(0:11.92)		
4	5	<b>FLASH ZARIZ</b>	6	63.4	0:11.45	0:11.93 [4]	1.89L	0:35.30 -1
		Madeleine Wishart		1200m	1200m	(0:11.93)		
5	6	<b>RIVIERA BLUE</b>	8	63.7	0:11.52	0:12.00 [3]	1.94L	0:35.42 -1
		Angela Jones		1200m	1200m	(0:12.00)		
6	7	<b>TIME TO TESTIFY</b>	1	63.7	0:11.34	0:11.87 [7]	2.08L	0:34.88 +0
		Michael Rodd		400m	400m	(0:11.87)		
7	10	<b>BYRON EYES</b>	4	64.4	0:11.49	0:12.19 [2]	2.29L	0:35.56 -1
		Melea Castle		1200m	1200m	(0:12.19)		
8	1	<b>BELIEVE SO</b>	10	63.0	0:11.66	0:11.88 [9]	5.91L	0:35.54 +2
		Jake Bayliss		200m	1200m	(0:11.88)		
9	13	<b>SLEIGH QUEEN</b>	3	63.3	0:11.51	0:12.60 [8]	6.88L	0:35.98 -1
		Dan McGillivray		1200m	1200m	(0:12.60)		

Scratched: Toba (#8), Wowit's Willywonka (#9), Al Ash Lad (#11), Flashing Steel (#2)

[ ] Ranking at each section and finish  
 -:-:- No data available at this section  
 NA No data available

SCN Saddle cloth number  
 DNF Did not finish  
 DNT Did not track



Horse/Jockey Name	Genetic Freak
Final Rank	1
Fastest Section Time (Section)	0:11.51 (400m)
Top Speed [km/h] (Section)	64.9 (200m)
Race State	Finished



### Ipswich QLD Professional

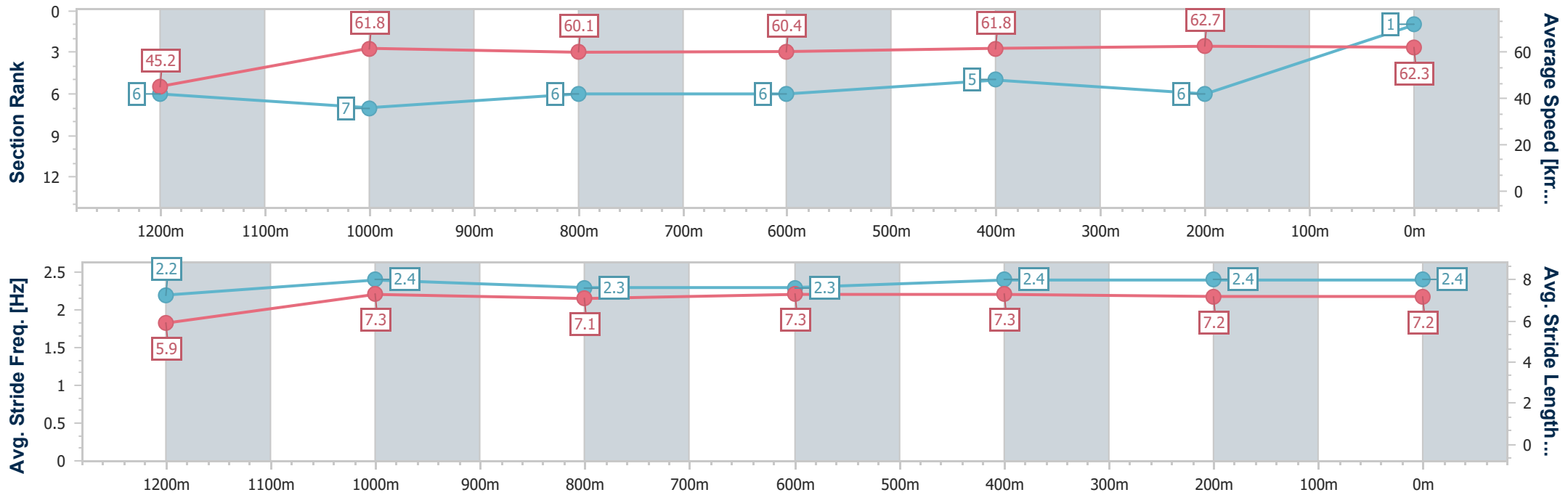
Race 7: GREAT NORTHERN Class 5 Plate - 1350m

19 September 2024 - 16:17



Track Rating: Good 4, Weather: Fine, Rail Position: +1m Entire

Section	Overall	1200m	1000m	800m	600m	400m	200m
Section Times	1:22.35 [1] (0:11.95)	1:10.40 [6] (0:11.68)	0:58.72 [7] (0:12.06)	0:46.66 [6] (0:11.90)	0:34.76 [6] (0:11.67)	0:23.09 [5] (0:11.51)	0:11.58 [6] (0:11.58)
Average Speed [km/h]	45.2	61.8	60.1	60.4	61.8	62.7	62.3
Top Speed [km/h]	61.3	62.4	61.6	61.6	63.1	64.9	64.9
Avg. Dist. to Rail [m]	7.1	3.3	1.4	0.4	0.3	1.6	3.4
Avg. Stride Freq. [Hz]	2.2	2.4	2.3	2.3	2.4	2.4	2.4
Avg. Stride Length [m]	5.9	7.3	7.1	7.3	7.3	7.2	7.2



- [ ] Ranking at each section and finish
- .-.- No data available at this section
- NA No data available



Horse/Jockey Name	Belvedere Boys
Final Rank	2
Fastest Section Time (Section)	0:11.20 (400m)
Top Speed [km/h] (Section)	66.4 (400m)
Race State	Finished



### Ipswich QLD Professional

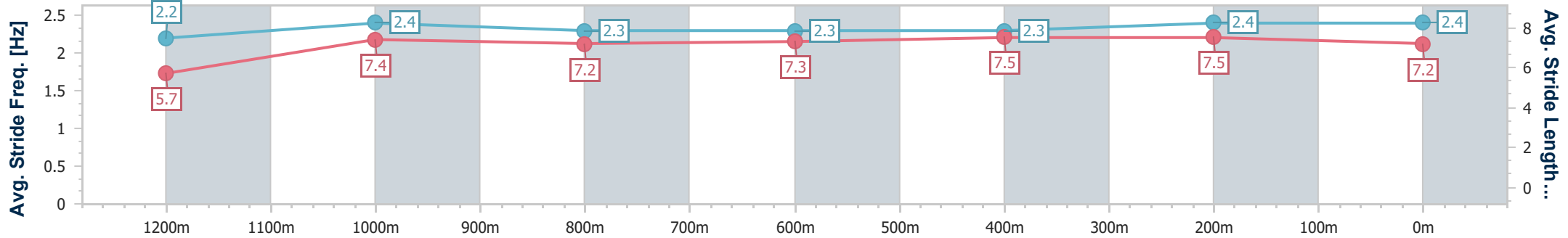
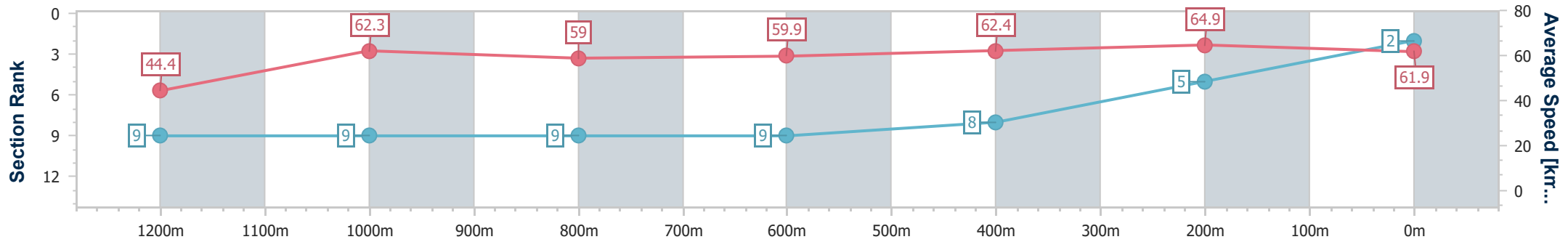
Race 7: GREAT NORTHERN Class 5 Plate - 1350m

19 September 2024 - 16:17



Track Rating: Good 4, Weather: Fine, Rail Position: +1m Entire

Section	Overall	1200m	1000m	800m	600m	400m	200m
Section Times	1:22.35 [2] (0:12.14)	1:10.21 [9] (0:11.59)	0:58.62 [9] (0:12.23)	0:46.39 [9] (0:11.99)	0:34.40 [9] (0:11.61)	0:22.79 [8] (0:11.20)	0:11.59 [5] (0:11.59)
Average Speed [km/h]	44.4	62.3	59.0	59.9	62.4	64.9	61.9
Top Speed [km/h]	61.9	63.1	60.4	61.4	65.4	66.4	65.8
Avg. Dist. to Rail [m]	3.7	2.5	0.5	0.2	0.7	3.2	4.7
Avg. Stride Freq. [Hz]	2.2	2.4	2.3	2.3	2.3	2.4	2.4
Avg. Stride Length [m]	5.7	7.4	7.2	7.3	7.5	7.5	7.2



- [ ] Ranking at each section and finish
- .-.- No data available at this section
- NA No data available



Horse/Jockey Name	Broken Hill
Final Rank	3
Fastest Section Time (Section)	0:11.45 (400m)
Top Speed [km/h] (Section)	64.0 (600m)
Race State	Finished



### Ipswich QLD Professional

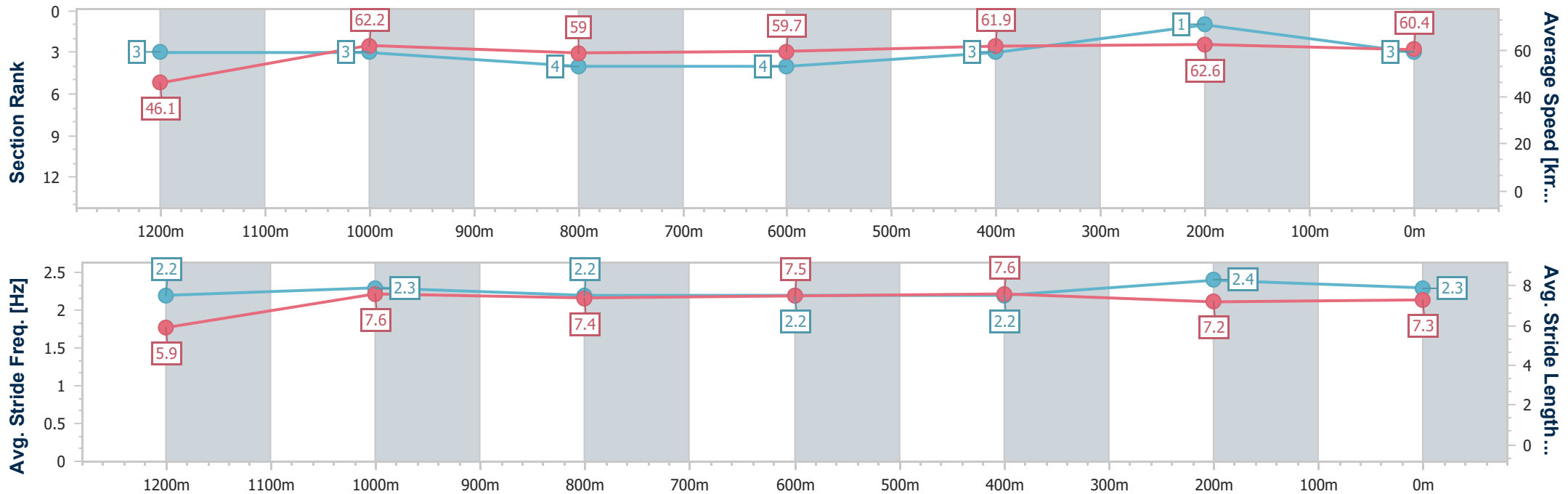
Race 7: GREAT NORTHERN Class 5 Plate - 1350m

19 September 2024 - 16:17



Track Rating: Good 4, Weather: Fine, Rail Position: +1m Entire

Section	Overall	1200m	1000m	800m	600m	400m	200m
Section Times	1:22.44 [3] (0:11.71)	1:10.73 [3] (0:11.60)	0:59.13 [3] (0:12.20)	0:46.93 [4] (0:11.99)	0:34.94 [4] (0:11.57)	0:23.37 [3] (0:11.45)	0:11.92 [1] (0:11.92)
Average Speed [km/h]	46.1	62.2	59.0	59.7	61.9	62.6	60.4
Top Speed [km/h]	62.5	63.1	59.3	60.5	64.0	63.9	62.6
Avg. Dist. to Rail [m]	3.0	2.0	0.2	1.3	2.1	0.6	0.9
Avg. Stride Freq. [Hz]	2.2	2.3	2.2	2.2	2.2	2.4	2.3
Avg. Stride Length [m]	5.9	7.6	7.4	7.5	7.6	7.2	7.3



- [ ] Ranking at each section and finish
- .-.- No data available at this section
- NA No data available



Horse/Jockey Name	Flash Zariz
Final Rank	4
Fastest Section Time (Section)	0:11.45 (1200m)
Top Speed [km/h] (Section)	63.4 (1200m)
Race State	Finished



### Ipswich QLD Professional

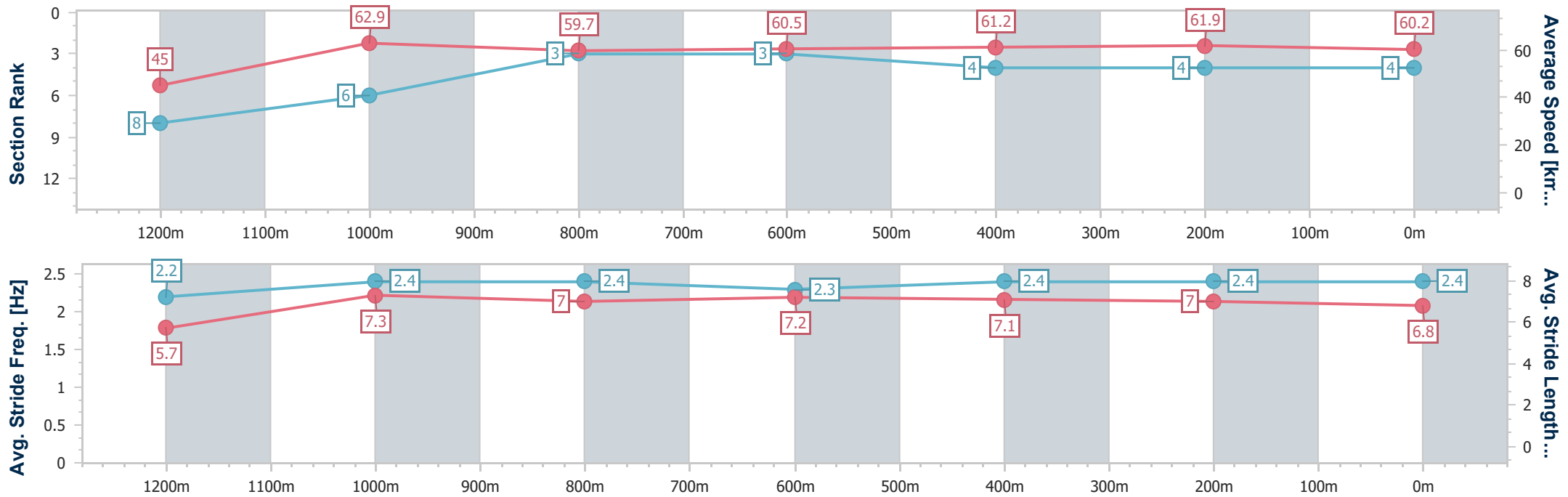
Race 7: GREAT NORTHERN Class 5 Plate - 1350m

19 September 2024 - 16:17



Track Rating: Good 4, Weather: Fine, Rail Position: +1m Entire

Section	Overall	1200m	1000m	800m	600m	400m	200m
Section Times	1:22.67 [4] (0:12.03)	1:10.64 [8] (0:11.45)	0:59.19 [6] (0:12.02)	0:47.17 [3] (0:11.87)	0:35.30 [3] (0:11.70)	0:23.60 [4] (0:11.67)	0:11.93 [4] (0:11.93)
Average Speed [km/h]	45.0	62.9	59.7	60.5	61.2	61.9	60.2
Top Speed [km/h]	62.4	63.4	62.6	61.1	61.8	62.3	61.7
Avg. Dist. to Rail [m]	4.9	2.4	0.4	0.8	1.0	1.0	2.5
Avg. Stride Freq. [Hz]	2.2	2.4	2.4	2.3	2.4	2.4	2.4
Avg. Stride Length [m]	5.7	7.3	7.0	7.2	7.1	7.0	6.8



- [ ] Ranking at each section and finish
- .-.- No data available at this section
- NA No data available





Horse/Jockey Name	Riviera Blue
Final Rank	5
Fastest Section Time (Section)	0:11.52 (1200m)
Top Speed [km/h] (Section)	63.7 (1200m)
Race State	Finished



### Ipswich QLD Professional

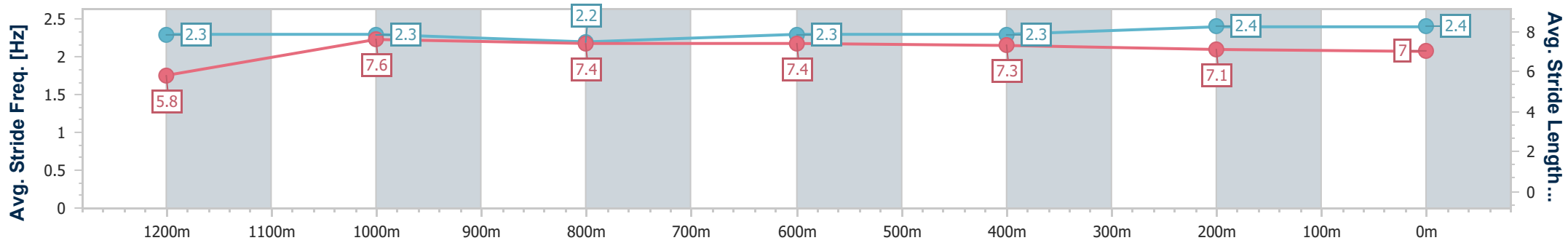
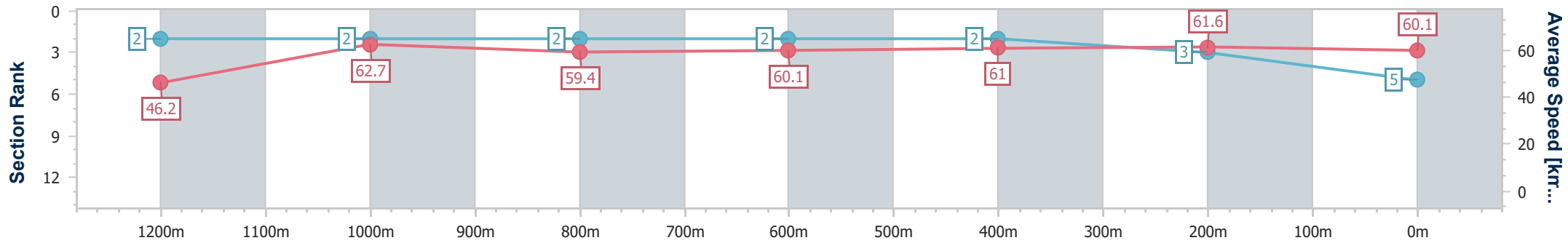
Race 7: GREAT NORTHERN Class 5 Plate - 1350m

19 September 2024 - 16:17



Track Rating: Good 4, Weather: Fine, Rail Position: +1m Entire

Section	Overall	1200m	1000m	800m	600m	400m	200m
Section Times	1:22.68 [5] (0:11.68)	1:11.00 [2] (0:11.52)	0:59.48 [2] (0:12.12)	0:47.36 [2] (0:11.94)	0:35.42 [2] (0:11.76)	0:23.66 [2] (0:11.66)	0:12.00 [3] (0:12.00)
Average Speed [km/h]	46.2	62.7	59.4	60.1	61.0	61.6	60.1
Top Speed [km/h]	62.6	63.7	59.9	60.9	62.3	63.0	62.5
Avg. Dist. to Rail [m]	6.6	3.3	0.4	0.6	0.9	0.8	2.3
Avg. Stride Freq. [Hz]	2.3	2.3	2.2	2.3	2.3	2.4	2.4
Avg. Stride Length [m]	5.8	7.6	7.4	7.4	7.3	7.1	7.0



- [ ] Ranking at each section and finish
- .-.- No data available at this section
- NA No data available



Horse/Jockey Name	Time To Testify
Final Rank	6
Fastest Section Time (Section)	0:11.34 (400m)
Top Speed [km/h] (Section)	63.7 (400m)
Race State	Finished



### Ipswich QLD Professional

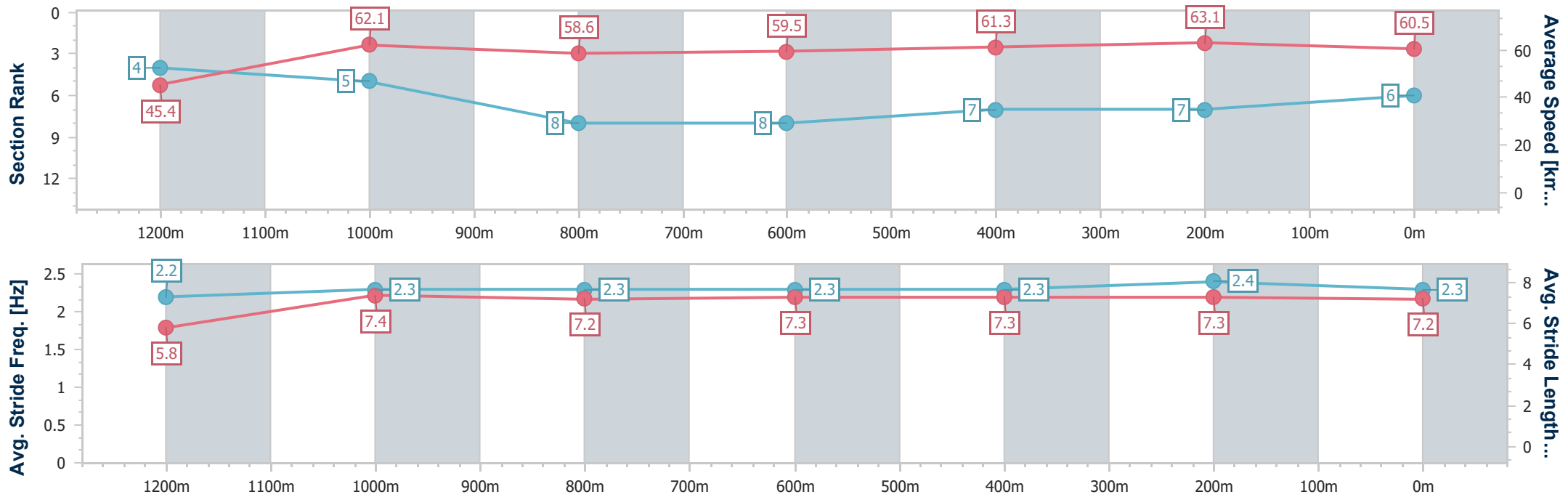
Race 7: GREAT NORTHERN Class 5 Plate - 1350m

19 September 2024 - 16:17



Track Rating: Good 4, Weather: Fine, Rail Position: +1m Entire

Section	Overall	1200m	1000m	800m	600m	400m	200m
Section Times	1:22.70 [6] (0:11.88)	1:10.82 [4] (0:11.59)	0:59.23 [5] (0:12.34)	0:46.89 [8] (0:12.01)	0:34.88 [8] (0:11.67)	0:23.21 [7] (0:11.34)	0:11.87 [7] (0:11.87)
Average Speed [km/h]	45.4	62.1	58.6	59.5	61.3	63.1	60.5
Top Speed [km/h]	60.8	63.2	59.8	60.2	63.0	63.7	63.4
Avg. Dist. to Rail [m]	1.4	1.3	0.3	1.1	1.9	1.5	1.5
Avg. Stride Freq. [Hz]	2.2	2.3	2.3	2.3	2.3	2.4	2.3
Avg. Stride Length [m]	5.8	7.4	7.2	7.3	7.3	7.3	7.2



- [ ] Ranking at each section and finish
- .-.- No data available at this section
- NA No data available



Horse/Jockey Name	Byron Eyes
Final Rank	7
Fastest Section Time (Section)	0:11.49 (1200m)
Top Speed [km/h] (Section)	64.4 (1200m)
Race State	Finished



### Ipswich QLD Professional

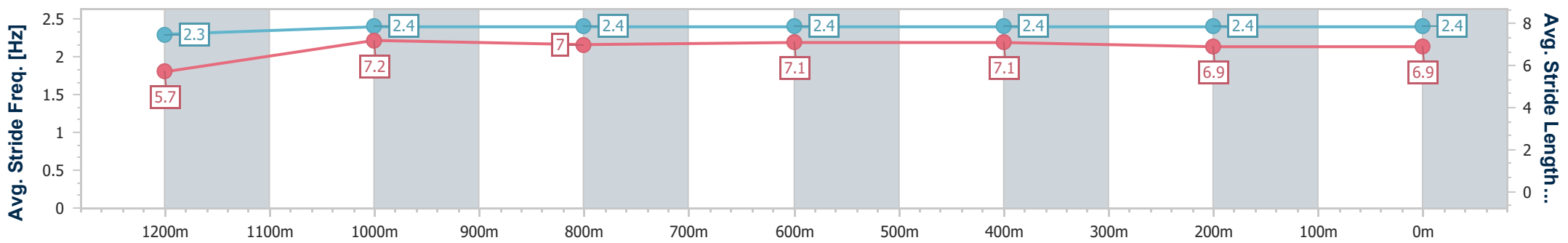
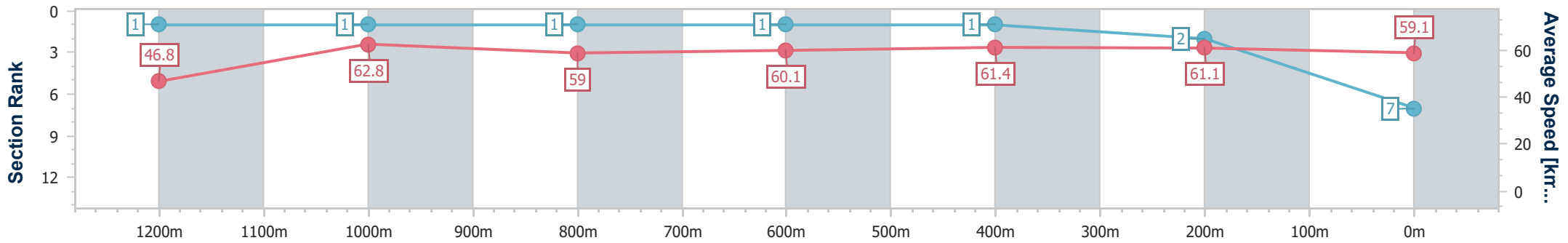
Race 7: GREAT NORTHERN Class 5 Plate - 1350m

19 September 2024 - 16:17



Track Rating: Good 4, Weather: Fine, Rail Position: +1m Entire

Section	Overall	1200m	1000m	800m	600m	400m	200m
Section Times	1:22.74 [7] (0:11.55)	1:11.19 [1] (0:11.49)	0:59.70 [1] (0:12.18)	0:47.52 [1] (0:11.96)	0:35.56 [1] (0:11.67)	0:23.89 [1] (0:11.70)	0:12.19 [2] (0:12.19)
Average Speed [km/h]	46.8	62.8	59.0	60.1	61.4	61.1	59.1
Top Speed [km/h]	63.8	64.4	59.3	60.9	62.6	62.4	60.7
Avg. Dist. to Rail [m]	3.9	1.9	0.3	0.7	0.9	1.3	0.7
Avg. Stride Freq. [Hz]	2.3	2.4	2.4	2.4	2.4	2.4	2.4
Avg. Stride Length [m]	5.7	7.2	7.0	7.1	7.1	6.9	6.9



- [ ] Ranking at each section and finish
- .-.- No data available at this section
- NA No data available



Horse/Jockey Name	Believe So
Final Rank	8
Fastest Section Time (Section)	0:11.66 (1200m)
Top Speed [km/h] (Section)	63.0 (200m)
Race State	Finished



### Ipswich QLD Professional

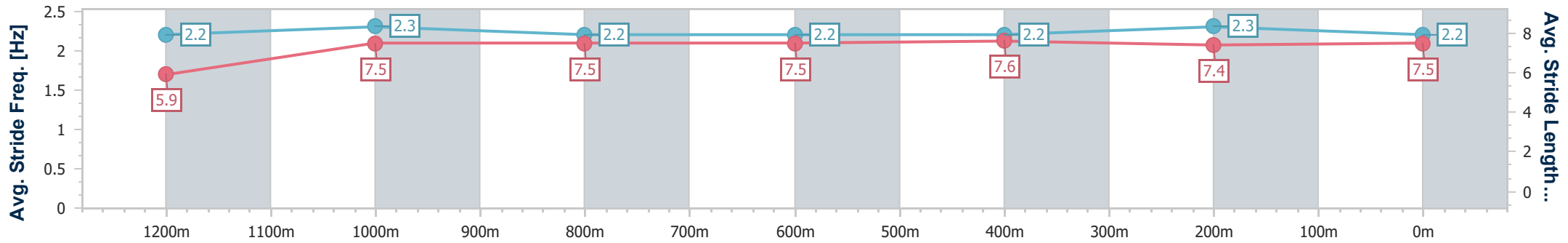
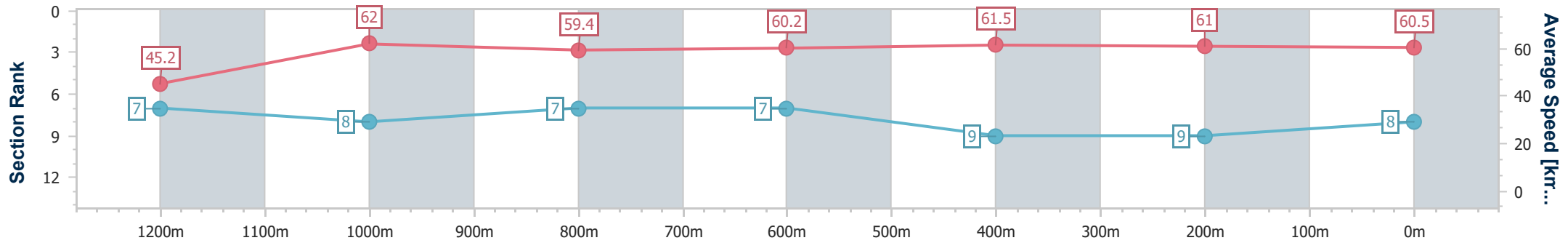
Race 7: GREAT NORTHERN Class 5 Plate - 1350m

19 September 2024 - 16:17



Track Rating: Good 4, Weather: Fine, Rail Position: +1m Entire

Section	Overall	1200m	1000m	800m	600m	400m	200m
Section Times	1:23.35 [8] (0:11.99)	1:11.36 [7] (0:11.66)	0:59.70 [8] (0:12.14)	0:47.56 [7] (0:12.02)	0:35.54 [7] (0:11.80)	0:23.74 [9] (0:11.86)	0:11.88 [9] (0:11.88)
Average Speed [km/h]	45.2	62.0	59.4	60.2	61.5	61.0	60.5
Top Speed [km/h]	62.9	62.3	61.1	61.1	61.9	61.9	63.0
Avg. Dist. to Rail [m]	8.3	4.6	2.1	1.1	1.4	1.7	3.1
Avg. Stride Freq. [Hz]	2.2	2.3	2.2	2.2	2.2	2.3	2.2
Avg. Stride Length [m]	5.9	7.5	7.5	7.5	7.6	7.4	7.5



- [ ] Ranking at each section and finish
- .-.- No data available at this section
- NA No data available



Horse/Jockey Name	Sleigh Queen
Final Rank	9
Fastest Section Time (Section)	0:11.51 (1200m)
Top Speed [km/h] (Section)	63.3 (1200m)
Race State	Finished



### Ipswich QLD Professional

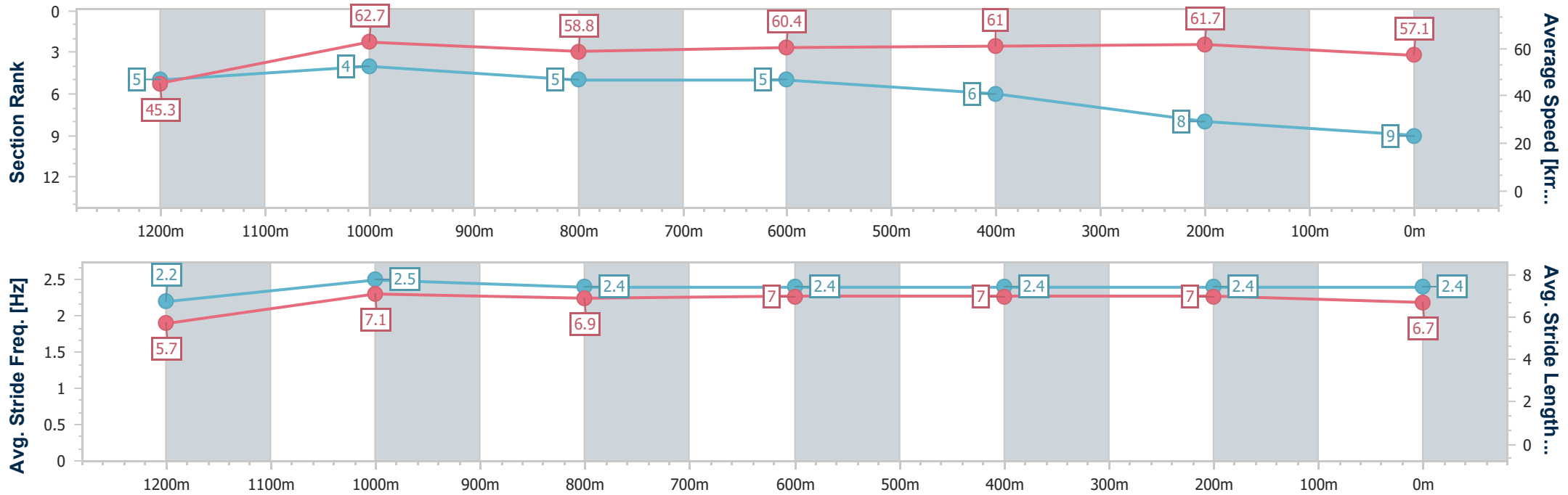
Race 7: GREAT NORTHERN Class 5 Plate - 1350m

19 September 2024 - 16:17



Track Rating: Good 4, Weather: Fine, Rail Position: +1m Entire

Section	Overall	1200m	1000m	800m	600m	400m	200m
Section Times	1:23.52 [9] (0:11.93)	1:11.59 [5] (0:11.51)	1:00.08 [4] (0:12.20)	0:47.88 [5] (0:11.90)	0:35.98 [5] (0:11.73)	0:24.25 [6] (0:11.65)	0:12.60 [8] (0:12.60)
Average Speed [km/h]	45.3	62.7	58.8	60.4	61.0	61.7	57.1
Top Speed [km/h]	62.2	63.3	60.2	61.0	61.8	62.2	60.7
Avg. Dist. to Rail [m]	3.3	2.0	0.4	0.9	1.1	0.6	0.9
Avg. Stride Freq. [Hz]	2.2	2.5	2.4	2.4	2.4	2.4	2.4
Avg. Stride Length [m]	5.7	7.1	6.9	7.0	7.0	7.0	6.7



- [ ] Ranking at each section and finish
- .-.- No data available at this section
- NA No data available

Track Rating: Good 4, Weather: Fine, Rail Position: +1m Entire

Section													Overall	1400m	1200m	1000m	800m	600m	400m	Last 600m
Field Times													1:43.82 (0:18.39)	1:25.43 (0:11.89)	1:13.54 (0:12.31)	1:01.23 (0:12.32)	0:48.91 (0:11.91)	0:37.00 (0:11.97)	0:25.03 (0:12.40)	0:37.00
Rank	TAB	Horse/Jockey	Barrier	Top Speed [km/h]	Fastest Section													Distance Travelled [m]		
1	5	<b>YUKANUMA</b> Jai Williams	13	63.5 Overall	0:11.90 1400m	1:43.82 [1] (0:18.67)	1:25.15 [3] (0:11.90)	1:13.25 [2] (0:12.25)	1:01.00 [2] (0:12.23)	0:48.77 [2] (0:11.92)	0:36.85 [2] (0:11.98)	0:24.87 [2] (0:12.28)	0:36.85							
2	8	<b>EMBOLDEN</b> Martin Harley	4	63.7 400m	0:11.83 800m	1:43.82 [2] (0:19.29)	1:24.53 [7] (0:12.01)	1:12.52 [7] (0:12.36)	1:00.16 [7] (0:12.26)	0:47.90 [7] (0:11.83)	0:36.07 [7] (0:11.90)	0:24.17 [6] (0:11.91)	0:36.07	+3						
3	15	<b>STAR CHANCE</b> Corey Bayliss	19	61.9 200m	0:11.84 1400m	1:44.08 [3] (0:20.06)	1:24.02 [11] (0:11.84)	1:12.18 [11] (0:12.25)	0:59.93 [10] (0:12.21)	0:47.72 [10] (0:11.90)	0:35.82 [10] (0:11.87)	0:23.95 [11] (0:11.95)	0:35.82	+1						
4	1	<b>CHANCE WITH WOLVES</b> Robbie Dolan	11	62.6 Overall	0:11.80 800m	1:44.18 [4] (0:19.05)	1:25.13 [5] (0:12.09)	1:13.04 [6] (0:12.32)	1:00.72 [6] (0:12.26)	0:48.46 [6] (0:11.80)	0:36.66 [5] (0:12.09)	0:24.57 [5] (0:12.10)	0:36.66	-1						
5	10	<b>SATASHI</b> Emily Lang	7	62.8 Overall	0:11.85 800m	1:44.20 [5] (0:18.75)	1:25.45 [4] (0:12.01)	1:13.44 [4] (0:12.30)	1:01.14 [4] (0:12.29)	0:48.85 [3] (0:11.85)	0:37.00 [3] (0:11.91)	0:25.09 [3] (0:12.29)	0:37.00	+2						
6	12	<b>QUICK SHOT</b> Jason Taylor	12	64.1 Overall	0:11.89 1400m	1:44.26 [6] (0:18.39)	1:25.87 [1] (0:11.89)	1:13.98 [1] (0:12.31)	1:01.67 [1] (0:12.32)	0:49.35 [1] (0:11.91)	0:37.44 [1] (0:11.97)	0:25.47 [1] (0:12.40)	0:37.44	+1						
7	19	<b>TERMITE</b> Alisha Donald	2	61.6 Overall	0:11.92 800m	1:44.44 [7] (0:19.11)	1:25.33 [6] (0:11.97)	1:13.36 [5] (0:12.30)	1:01.06 [5] (0:12.33)	0:48.73 [5] (0:11.92)	0:36.81 [6] (0:12.20)	0:24.61 [7] (0:12.17)	0:36.81	+3						
8	4	<b>BRINGME</b> Karl Zechner	15	61.9 600m	0:11.91 600m	1:44.47 [8] (0:19.52)	1:24.95 [8] (0:12.03)	1:12.92 [8] (0:12.42)	1:00.50 [9] (0:12.23)	0:48.27 [9] (0:11.94)	0:36.33 [9] (0:11.91)	0:24.42 [10] (0:11.97)	0:36.33	+2						
9	7	<b>GULF OF SIDRA</b> Olivia Kendal	18	62.8 800m	0:11.70 600m	1:44.68 [9] (0:19.88)	1:24.80 [10] (0:11.97)	1:12.83 [10] (0:12.33)	1:00.50 [11] (0:12.25)	0:48.25 [11] (0:11.90)	0:36.35 [11] (0:11.70)	0:24.65 [9] (0:12.09)	0:36.35	+6						
10	13	<b>DUCHESS BREE</b> Rob Thorburn	10	61.7 600m	0:11.89 1400m	1:44.70 [10] (0:19.69)	1:25.01 [9] (0:11.89)	1:13.12 [9] (0:12.29)	1:00.83 [8] (0:12.26)	0:48.57 [8] (0:11.89)	0:36.68 [8] (0:12.00)	0:24.68 [8] (0:12.04)	0:36.68	+0						

Scratched: The Love Of Mary (#17), Milagro (#9), Brief Sojourn (#20), Nippa's Nightcap (#3), Helen's Dream (#11), The Wellian (#14), Zephyrz Zoom (#16), Eastown (#2), Champagnes On Me (#6)



# Ipswich QLD Professional

## Race 8: GORDON'S GIN RATINGS BAND 0 - 58 Handicap - 1670m

19 September 2024 - 16:59



Track Rating: Good 4, Weather: Fine, Rail Position: +1m Entire

Section	Overall	1400m	1200m	1000m	800m	600m	400m	Last 600m						
Field Times	1:43.82 (0:18.39)	1:25.43 (0:11.89)	1:13.54 (0:12.31)	1:01.23 (0:12.32)	0:48.91 (0:11.91)	0:37.00 (0:11.97)	0:25.03 (0:12.40)	0:37.00						
Rank	TAB	Horse/Jockey	Barrier	Top Speed [km/h]	Fastest Section									
11	18	FORCE ME	5	62.8	0:12.00	1:45.25 [11]	1:26.67 [2]	1:14.62 [3]	1:02.27 [3]	0:49.89 [4]	0:37.89 [4]	0:25.65 [4]	0:37.89	+1
		Georgina Cartwright		Overall	800m	(0:18.58)	(0:12.05)	(0:12.35)	(0:12.38)	(0:12.00)	(0:12.24)	(0:12.52)		

Scratched: The Love Of Mary (#17), Milagro (#9), Brief Sojourn (#20), Nippa's Nightcap (#3), Helen's Dream (#11), The Wellian (#14), Zephyrz Zoom (#16), Eastown (#2), Champagnes On Me (#6)

[ ] Ranking at each section and finish  
 -:-:-:- No data available at this section  
 NA No data available

SCN Saddle cloth number  
 DNF Did not finish  
 DNT Did not track

Track Rating: Good 4, Weather: Fine, Rail Position: +1m Entire

Section				200m				Last 600m	
Field Times				0:12.63 (0:12.63)				0:37.00	
Rank	TAB	Horse/Jockey	Barrier	Top Speed [km/h]	Fastest Section	Margin			Distance Travelled [m]
1	5	<b>YUKANUMA</b> Jai Williams	13	63.5 Overall	0:11.90 1400m	0:12.59 [2] (0:12.59)	1:43.82		0:36.85
2	8	<b>EMBOLDEN</b> Martin Harley	4	63.7 400m	0:11.83 800m	0:12.26 [4] (0:12.26)	0.02L		0:36.07 +3
3	15	<b>STAR CHANCE</b> Corey Bayliss	19	61.9 200m	0:11.84 1400m	0:12.00 [9] (0:12.00)	1.55L		0:35.82 +1
4	1	<b>CHANCE WITH WOLVES</b> Robbie Dolan	11	62.6 Overall	0:11.80 800m	0:12.47 [5] (0:12.47)	2.1L		0:36.66 -1
5	10	<b>SATASHI</b> Emily Lang	7	62.8 Overall	0:11.85 800m	0:12.80 [3] (0:12.80)	2.25L		0:37.00 +2
6	12	<b>QUICK SHOT</b> Jason Taylor	12	64.1 Overall	0:11.89 1400m	0:13.07 [1] (0:13.07)	2.61L		0:37.44 +1
7	19	<b>TERMITE</b> Alisha Donald	2	61.6 Overall	0:11.92 800m	0:12.44 [6] (0:12.44)	3.67L		0:36.81 +3
8	4	<b>BRINGME</b> Karl Zechner	15	61.9 600m	0:11.91 600m	0:12.45 [7] (0:12.45)	3.85L		0:36.33 +2
9	7	<b>GULF OF SIDRA</b> Olivia Kendal	18	62.8 800m	0:11.70 600m	0:12.56 [11] (0:12.56)	5.06L		0:36.35 +6
10	13	<b>DUCHESS BREE</b> Rob Thorburn	10	61.7 600m	0:11.89 1400m	0:12.64 [8] (0:12.64)	5.16L		0:36.68 +0

Scratched: The Love Of Mary (#17), Milagro (#9), Brief Sojourn (#20), Nippa's Nightcap (#3), Helen's Dream (#11), The Wellian (#14), Zephyrz Zoom (#16), Eastown (#2), Champagnes On Me (#6)





# Ipswich QLD Professional

Race 8: GORDON'S GIN RATINGS BAND 0 - 58 Handicap - 1670m

19 September 2024 - 16:59



Track Rating: Good 4, Weather: Fine, Rail Position: +1m Entire

Section		200m		Last 600m		
Field Times		0:12.63 (0:12.63)		0:37.00		
Rank	TAB Horse/Jockey	Barrier	Top Speed [km/h]	Fastest Section	Margin	Distance Travelled [m]
11	18 FORCE ME	5	62.8	0:12.00	0:13.13 [10]	8.44L
	Georgina Cartwright		Overall	800m	(0:13.13)	
						0:37.89 +1

Scratched: The Love Of Mary (#17), Milagro (#9), Brief Sojourn (#20), Nippa's Nightcap (#3), Helen's Dream (#11), The Wellian (#14), Zephyrz Zoom (#16), Eastown (#2), Champagnes On Me (#6)

[ ] Ranking at each section and finish  
 -:-:- No data available at this section  
 NA No data available

SCN Saddle cloth number  
 DNF Did not finish  
 DNT Did not track



Horse/Jockey Name	Yukanuma
Final Rank	1
Fastest Section Time (Section)	0:11.90 (1400m)
Top Speed [km/h] (Section)	63.5 (Overall)
Race State	Finished



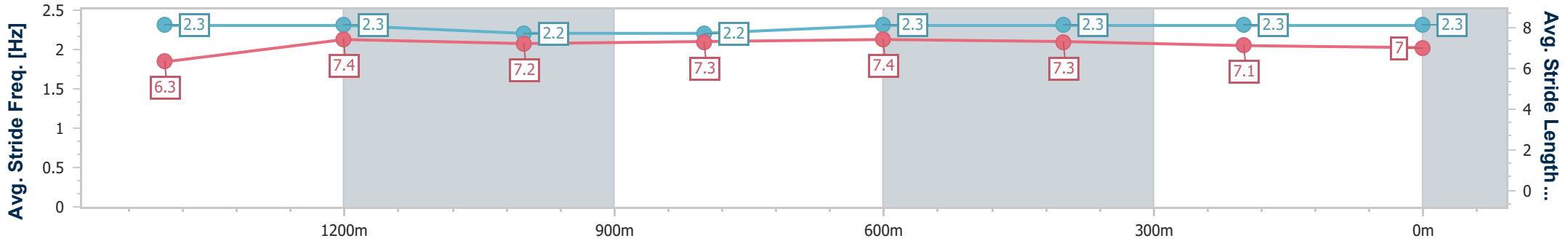
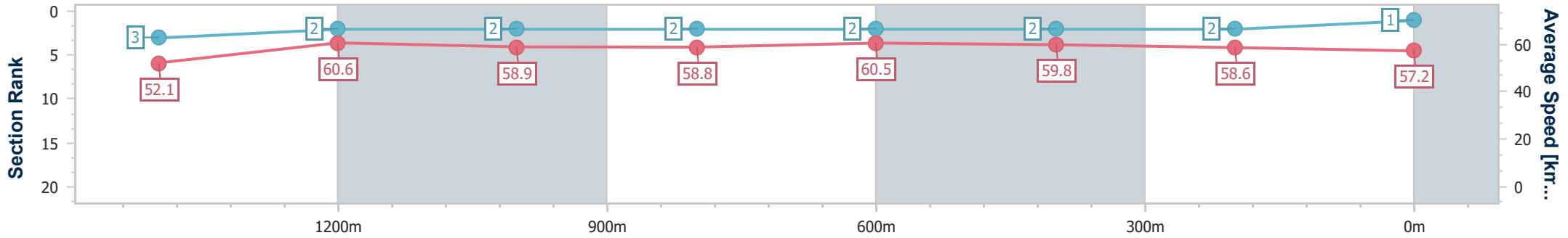
Ipswich QLD Professional  
Race 8: GORDON'S GIN RATINGS BAND 0 - 58 Handicap - 1670m



19 September 2024 - 16:59

Track Rating: Good 4, Weather: Fine, Rail Position: +1m Entire

Section	Overall	1400m	1200m	1000m	800m	600m	400m	200m
Section Times	1:43.82 [1] (0:18.67)	1:25.15 [3] (0:11.90)	1:13.25 [2] (0:12.25)	1:01.00 [2] (0:12.23)	0:48.77 [2] (0:11.92)	0:36.85 [2] (0:11.98)	0:24.87 [2] (0:12.28)	0:12.59 [2] (0:12.59)
Average Speed [km/h]	52.1	60.6	58.9	58.8	60.5	59.8	58.6	57.2
Top Speed [km/h]	63.5	62.9	60.4	60.2	60.7	60.6	59.9	58.2
Avg. Dist. to Rail [m]	6.3	0.5	0.4	0.7	0.2	0.5	0.7	2.0
Avg. Stride Freq. [Hz]	2.3	2.3	2.2	2.2	2.3	2.3	2.3	2.3
Avg. Stride Length [m]	6.3	7.4	7.2	7.3	7.4	7.3	7.1	7.0



- [ ] Ranking at each section and finish
- .-.- No data available at this section
- NA No data available



Horse/Jockey Name	Embolden
Final Rank	2
Fastest Section Time (Section)	0:11.83 (800m)
Top Speed [km/h] (Section)	63.7 (400m)
Race State	Finished



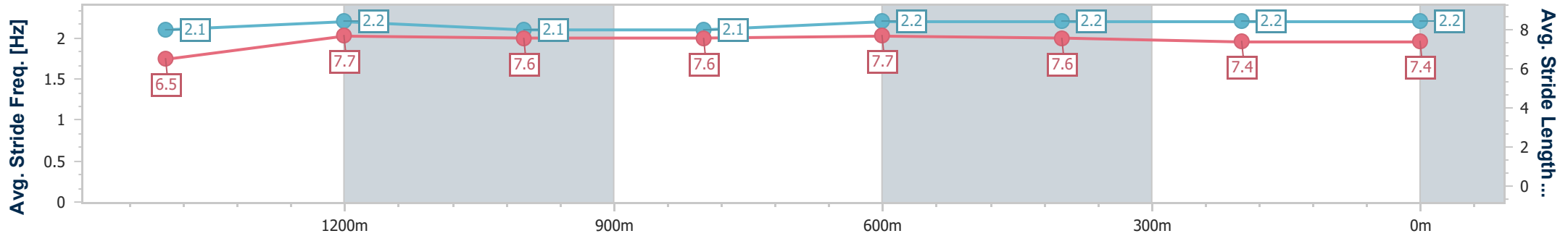
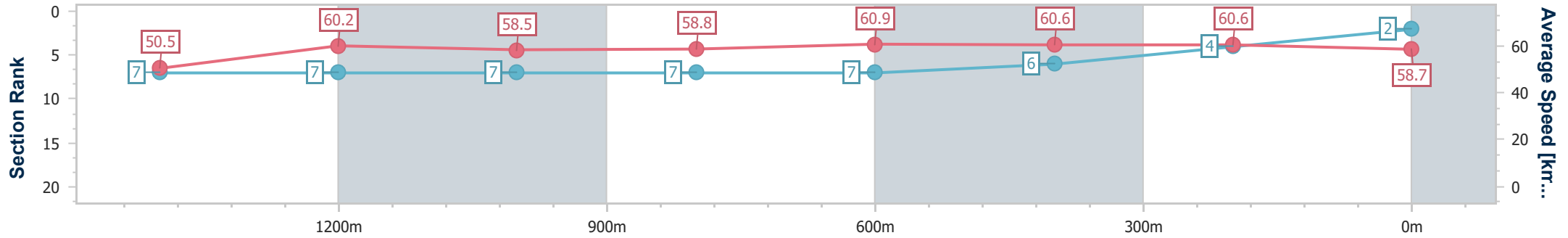
Ipswich QLD Professional  
Race 8: GORDON'S GIN RATINGS BAND 0 - 58 Handicap - 1670m



19 September 2024 - 16:59

Track Rating: Good 4, Weather: Fine, Rail Position: +1m Entire

Section	Overall	1400m	1200m	1000m	800m	600m	400m	200m					
Section Times	1:43.82 [2] (0:19.29)	1:24.53 [7] (0:12.01)	1:12.52 [7] (0:12.36)	1:00.16 [7] (0:12.26)	0:47.90 [7] (0:11.83)	0:36.07 [7] (0:11.90)	0:24.17 [6] (0:11.91)	0:12.26 [4] (0:12.26)					
Average Speed [km/h]	50.5	60.2	58.5	58.8	60.9	60.6	60.6	58.7					
Top Speed [km/h]	61.8	61.1	59.2	60.0	61.6	61.0	63.7	60.5					
Avg. Dist. to Rail [m]	2.8	0.7	0.9	0.8	0.2	0.4	1.6	4.1					
Avg. Stride Freq. [Hz]	2.1	2.2	2.1	2.1	2.2	2.2	2.2	2.2					
Avg. Stride Length [m]	6.5	7.7	7.6	7.6	7.7	7.6	7.4	7.4					



- [ ] Ranking at each section and finish
- .-.- No data available at this section
- NA No data available



Horse/Jockey Name	Star Chance
Final Rank	3
Fastest Section Time (Section)	0:11.84 (1400m)
Top Speed [km/h] (Section)	61.9 (200m)
Race State	Finished



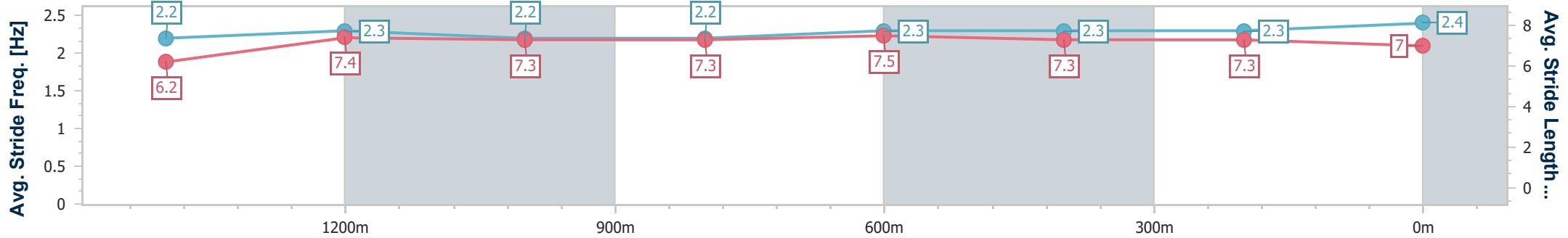
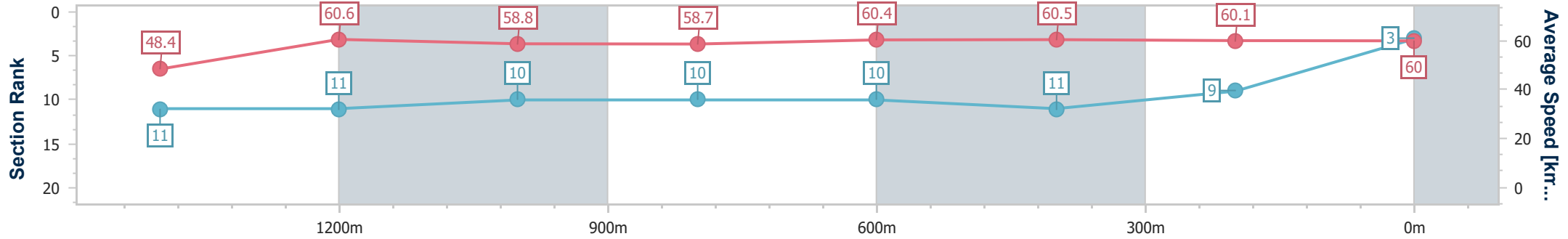
Ipswich QLD Professional  
Race 8: GORDON'S GIN RATINGS BAND 0 - 58 Handicap - 1670m



19 September 2024 - 16:59

Track Rating: Good 4, Weather: Fine, Rail Position: +1m Entire

Section	Overall	1400m	1200m	1000m	800m	600m	400m	200m					
Section Times	1:44.08 [3] (0:20.06)	1:24.02 [11] (0:11.84)	1:12.18 [11] (0:12.25)	0:59.93 [10] (0:12.21)	0:47.72 [10] (0:11.90)	0:35.82 [10] (0:11.87)	0:23.95 [11] (0:11.95)	0:12.00 [9] (0:12.00)					
Average Speed [km/h]	48.4	60.6	58.8	58.7	60.4	60.5	60.1	60.0					
Top Speed [km/h]	59.8	61.0	60.0	60.2	61.5	61.6	61.5	61.9					
Avg. Dist. to Rail [m]	6.9	0.6	0.4	0.6	1.0	1.0	1.2	4.7					
Avg. Stride Freq. [Hz]	2.2	2.3	2.2	2.2	2.3	2.3	2.3	2.4					
Avg. Stride Length [m]	6.2	7.4	7.3	7.3	7.5	7.3	7.3	7.0					



- [ ] Ranking at each section and finish
- .-.- No data available at this section
- NA No data available



Horse/Jockey Name	Chance With Wolves
Final Rank	4
Fastest Section Time (Section)	0:11.80 (800m)
Top Speed [km/h] (Section)	62.6 (Overall)
Race State	Finished



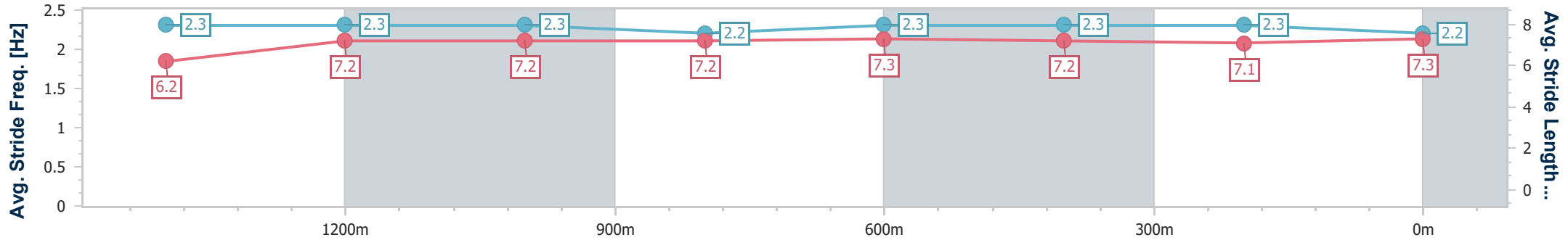
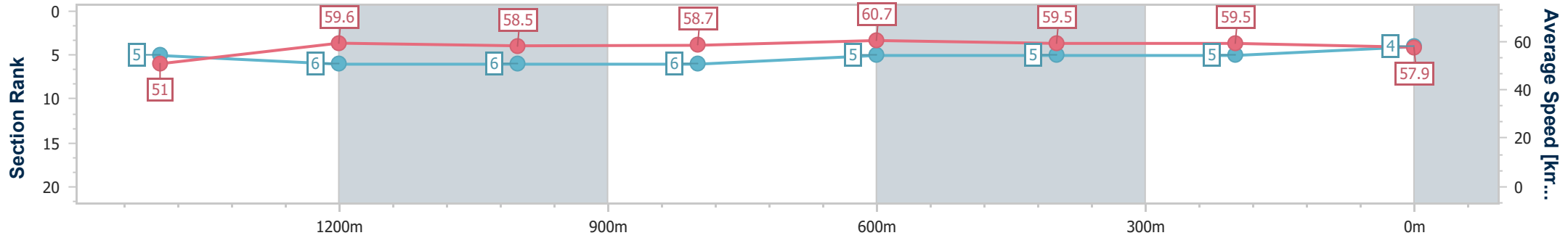
Ipswich QLD Professional  
Race 8: GORDON'S GIN RATINGS BAND 0 - 58 Handicap - 1670m



19 September 2024 - 16:59

Track Rating: Good 4, Weather: Fine, Rail Position: +1m Entire

Section	Overall	1400m	1200m	1000m	800m	600m	400m	200m
Section Times	1:44.18 [4] (0:19.05)	1:25.13 [5] (0:12.09)	1:13.04 [6] (0:12.32)	1:00.72 [6] (0:12.26)	0:48.46 [6] (0:11.80)	0:36.66 [5] (0:12.09)	0:24.57 [5] (0:12.10)	0:12.47 [5] (0:12.47)
Average Speed [km/h]	51.0	59.6	58.5	58.7	60.7	59.5	59.5	57.9
Top Speed [km/h]	62.6	61.3	59.1	59.8	62.0	60.3	60.8	59.6
Avg. Dist. to Rail [m]	4.1	0.5	0.3	0.3	0.8	0.6	0.3	0.5
Avg. Stride Freq. [Hz]	2.3	2.3	2.3	2.2	2.3	2.3	2.3	2.2
Avg. Stride Length [m]	6.2	7.2	7.2	7.2	7.3	7.2	7.1	7.3



- [ ] Ranking at each section and finish
- .-.- No data available at this section
- NA No data available



Horse/Jockey Name	Satashi
Final Rank	5
Fastest Section Time (Section)	0:11.85 (800m)
Top Speed [km/h] (Section)	62.8 (Overall)
Race State	Finished



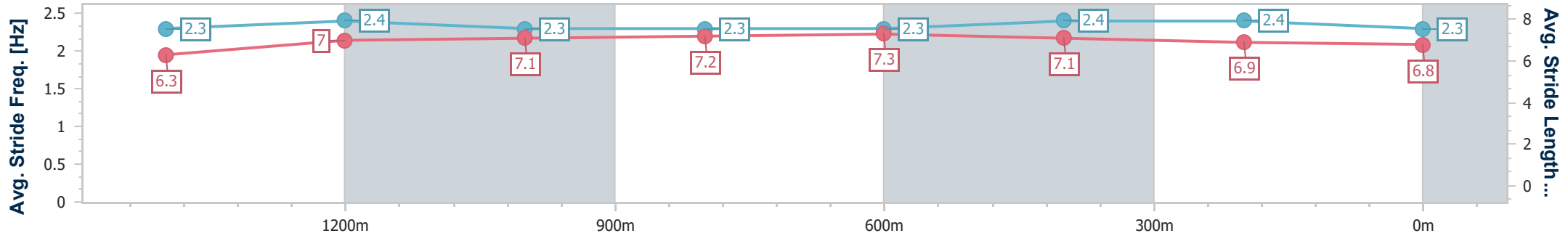
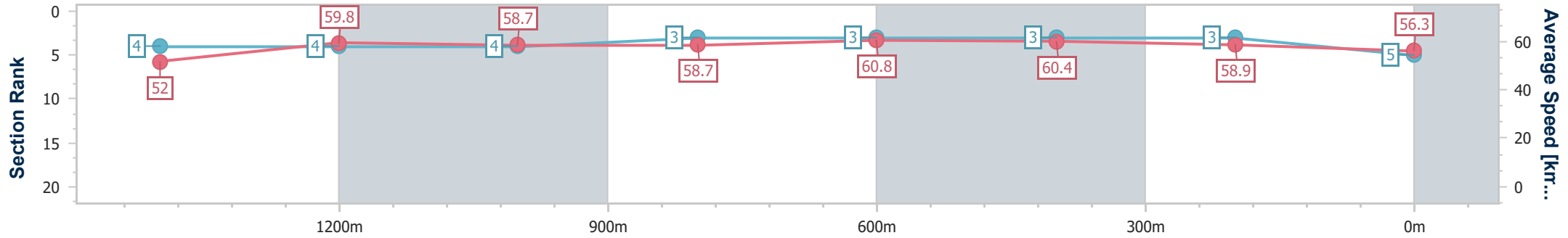
Ipswich QLD Professional  
Race 8: GORDON'S GIN RATINGS BAND 0 - 58 Handicap - 1670m



19 September 2024 - 16:59

Track Rating: Good 4, Weather: Fine, Rail Position: +1m Entire

Section	Overall	1400m	1200m	1000m	800m	600m	400m	200m
Section Times	1:44.20 [5] (0:18.75)	1:25.45 [4] (0:12.01)	1:13.44 [4] (0:12.30)	1:01.14 [4] (0:12.29)	0:48.85 [3] (0:11.85)	0:37.00 [3] (0:11.91)	0:25.09 [3] (0:12.29)	0:12.80 [3] (0:12.80)
Average Speed [km/h]	52.0	59.8	58.7	58.7	60.8	60.4	58.9	56.3
Top Speed [km/h]	62.8	61.4	59.3	60.0	61.6	61.6	61.6	58.5
Avg. Dist. to Rail [m]	3.5	0.2	0.3	0.5	0.2	0.4	2.0	3.5
Avg. Stride Freq. [Hz]	2.3	2.4	2.3	2.3	2.3	2.4	2.4	2.3
Avg. Stride Length [m]	6.3	7.0	7.1	7.2	7.3	7.1	6.9	6.8



- [ ] Ranking at each section and finish
- .-.- No data available at this section
- NA No data available



Horse/Jockey Name	Quick Shot
Final Rank	6
Fastest Section Time (Section)	0:11.89 (1400m)
Top Speed [km/h] (Section)	64.1 (Overall)
Race State	Finished



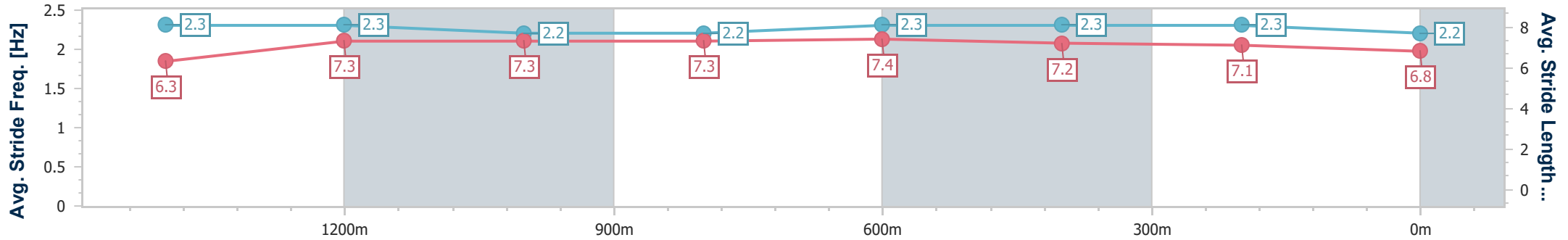
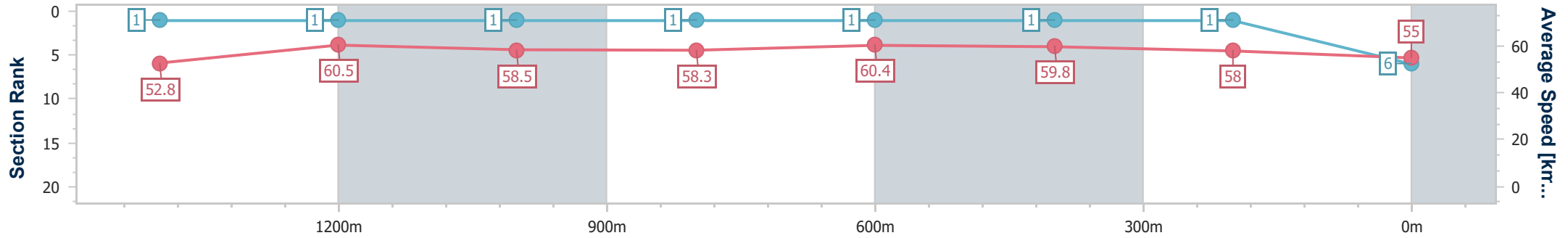
Ipswich QLD Professional  
Race 8: GORDON'S GIN RATINGS BAND 0 - 58 Handicap - 1670m



19 September 2024 - 16:59

Track Rating: Good 4, Weather: Fine, Rail Position: +1m Entire

Section	Overall	1400m	1200m	1000m	800m	600m	400m	200m
Section Times	1:44.26 [6] (0:18.39)	1:25.87 [1] (0:11.89)	1:13.98 [1] (0:12.31)	1:01.67 [1] (0:12.32)	0:49.35 [1] (0:11.91)	0:37.44 [1] (0:11.97)	0:25.47 [1] (0:12.40)	0:13.07 [1] (0:13.07)
Average Speed [km/h]	52.8	60.5	58.5	58.3	60.4	59.8	58.0	55.0
Top Speed [km/h]	64.1	62.0	59.2	59.9	60.9	60.7	59.1	56.7
Avg. Dist. to Rail [m]	5.2	0.4	0.3	0.4	0.4	0.7	1.2	0.7
Avg. Stride Freq. [Hz]	2.3	2.3	2.2	2.2	2.3	2.3	2.3	2.2
Avg. Stride Length [m]	6.3	7.3	7.3	7.3	7.4	7.2	7.1	6.8



- [ ] Ranking at each section and finish
- .-.- No data available at this section
- NA No data available



Horse/Jockey Name	Termite
Final Rank	7
Fastest Section Time (Section)	0:11.92 (800m)
Top Speed [km/h] (Section)	61.6 (Overall)
Race State	Finished



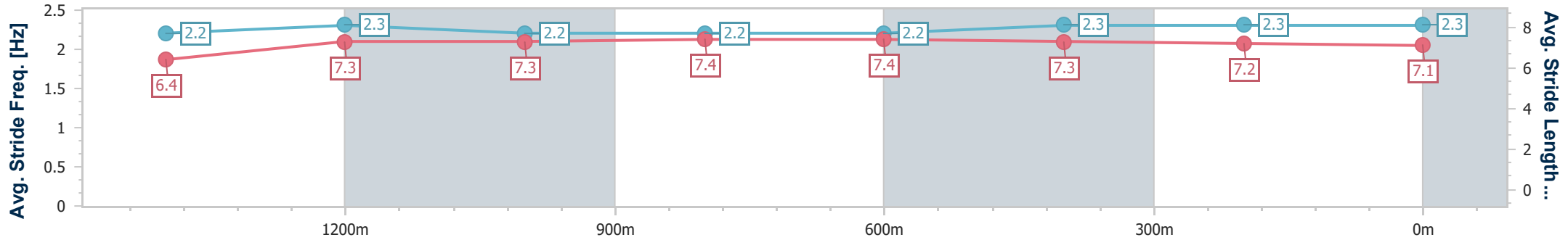
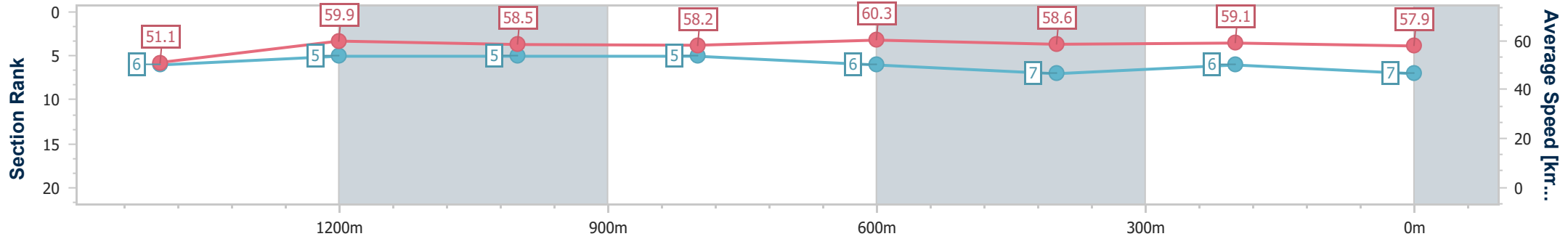
Ipswich QLD Professional  
Race 8: GORDON'S GIN RATINGS BAND 0 - 58 Handicap - 1670m



19 September 2024 - 16:59

Track Rating: Good 4, Weather: Fine, Rail Position: +1m Entire

Section	Overall	1400m	1200m	1000m	800m	600m	400m	200m
Section Times	1:44.44 [7] (0:19.11)	1:25.33 [6] (0:11.97)	1:13.36 [5] (0:12.30)	1:01.06 [5] (0:12.33)	0:48.73 [5] (0:11.92)	0:36.81 [6] (0:12.20)	0:24.61 [7] (0:12.17)	0:12.44 [6] (0:12.44)
Average Speed [km/h]	51.1	59.9	58.5	58.2	60.3	58.6	59.1	57.9
Top Speed [km/h]	61.6	61.3	59.0	59.4	60.7	59.6	59.9	59.9
Avg. Dist. to Rail [m]	2.0	0.6	0.3	0.5	1.1	1.2	1.0	2.1
Avg. Stride Freq. [Hz]	2.2	2.3	2.2	2.2	2.2	2.3	2.3	2.3
Avg. Stride Length [m]	6.4	7.3	7.3	7.4	7.4	7.3	7.2	7.1



- [ ] Ranking at each section and finish
- .-.- No data available at this section
- NA No data available





Horse/Jockey Name	Bringme
Final Rank	8
Fastest Section Time (Section)	0:11.91 (600m)
Top Speed [km/h] (Section)	61.9 (600m)
Race State	Finished



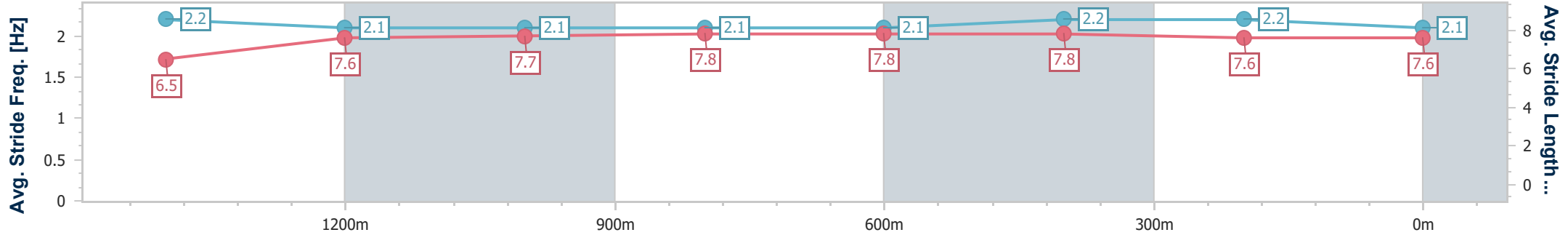
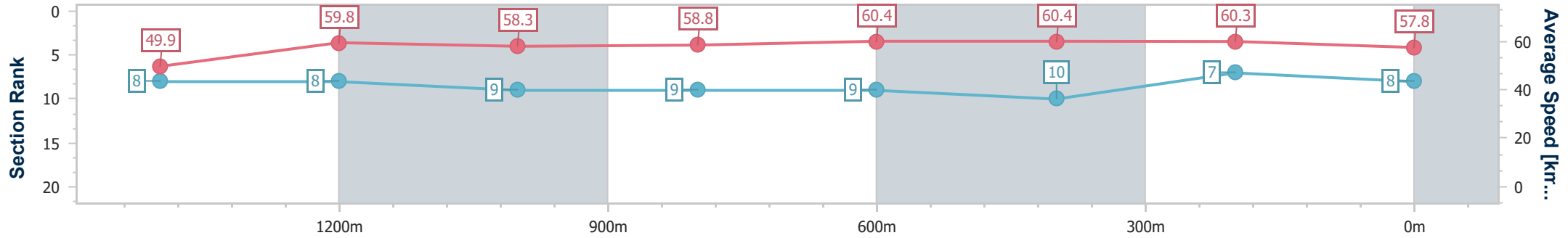
Ipswich QLD Professional  
Race 8: GORDON'S GIN RATINGS BAND 0 - 58 Handicap - 1670m



19 September 2024 - 16:59

Track Rating: Good 4, Weather: Fine, Rail Position: +1m Entire

Section	Overall	1400m	1200m	1000m	800m	600m	400m	200m
Section Times	1:44.47 [8] (0:19.52)	1:24.95 [8] (0:12.03)	1:12.92 [8] (0:12.42)	1:00.50 [9] (0:12.23)	0:48.27 [9] (0:11.94)	0:36.33 [9] (0:11.91)	0:24.42 [10] (0:11.97)	0:12.45 [7] (0:12.45)
Average Speed [km/h]	49.9	59.8	58.3	58.8	60.4	60.4	60.3	57.8
Top Speed [km/h]	61.1	61.1	59.2	59.4	61.5	61.9	60.7	59.7
Avg. Dist. to Rail [m]	5.8	0.6	0.8	0.6	0.2	0.3	1.1	3.3
Avg. Stride Freq. [Hz]	2.2	2.1	2.1	2.1	2.1	2.2	2.2	2.1
Avg. Stride Length [m]	6.5	7.6	7.7	7.8	7.8	7.8	7.6	7.6



- [ ] Ranking at each section and finish
- .-.- No data available at this section
- NA No data available



Horse/Jockey Name	Gulf Of Sidra
Final Rank	9
Fastest Section Time (Section)	0:11.70 (600m)
Top Speed [km/h] (Section)	62.8 (800m)
Race State	Finished



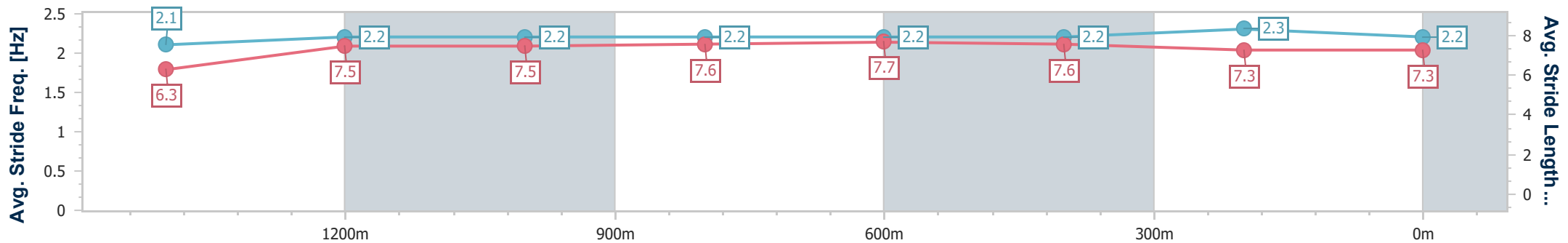
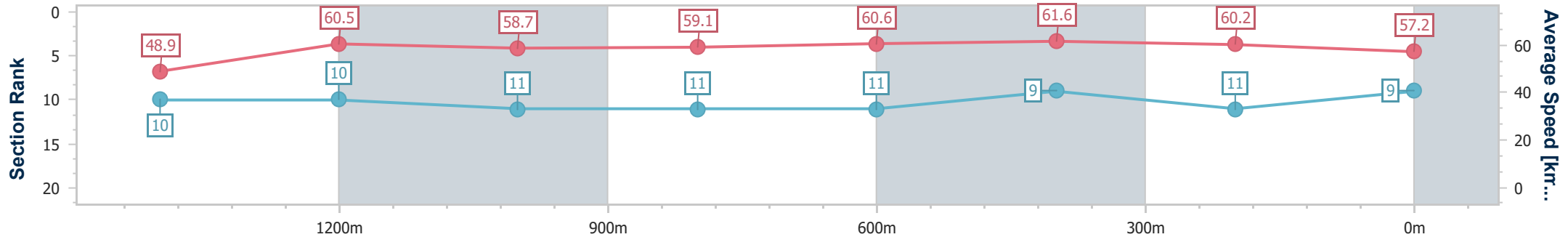
Ipswich QLD Professional  
Race 8: GORDON'S GIN RATINGS BAND 0 - 58 Handicap - 1670m



19 September 2024 - 16:59

Track Rating: Good 4, Weather: Fine, Rail Position: +1m Entire

Section	Overall	1400m	1200m	1000m	800m	600m	400m	200m					
Section Times	1:44.68 [9] (0:19.88)	1:24.80 [10] (0:11.97)	1:12.83 [10] (0:12.33)	1:00.50 [11] (0:12.25)	0:48.25 [11] (0:11.90)	0:36.35 [11] (0:11.70)	0:24.65 [9] (0:12.09)	0:12.56 [11] (0:12.56)					
Average Speed [km/h]	48.9	60.5	58.7	59.1	60.6	61.6	60.2	57.2					
Top Speed [km/h]	60.2	62.5	59.5	59.8	62.8	62.7	61.3	59.5					
Avg. Dist. to Rail [m]	6.7	1.1	1.5	1.1	0.8	0.8	3.9	7.3					
Avg. Stride Freq. [Hz]	2.1	2.2	2.2	2.2	2.2	2.2	2.3	2.2					
Avg. Stride Length [m]	6.3	7.5	7.5	7.6	7.7	7.6	7.3	7.3					



- [ ] Ranking at each section and finish
- .-.- No data available at this section
- NA No data available



Horse/Jockey Name	Duchess Bree
Final Rank	10
Fastest Section Time (Section)	0:11.89 (1400m)
Top Speed [km/h] (Section)	61.7 (600m)
Race State	Finished



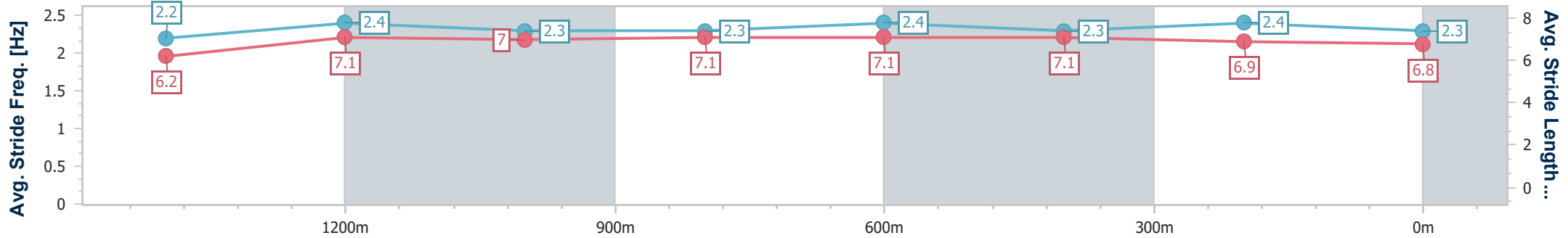
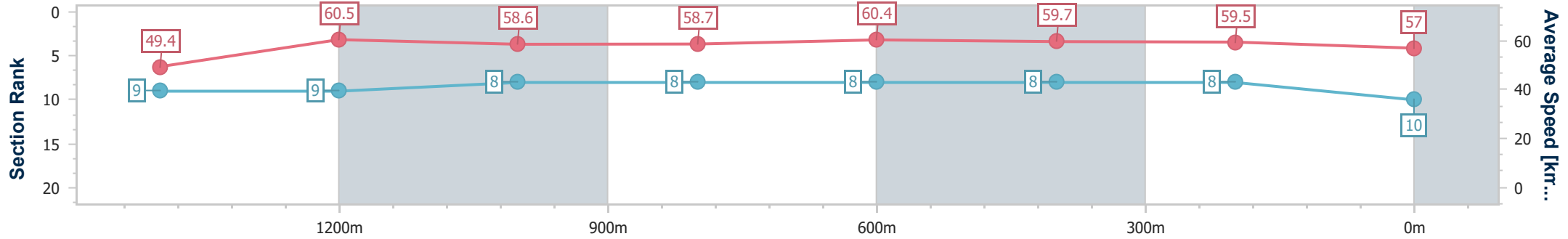
Ipswich QLD Professional  
Race 8: GORDON'S GIN RATINGS BAND 0 - 58 Handicap - 1670m



19 September 2024 - 16:59

Track Rating: Good 4, Weather: Fine, Rail Position: +1m Entire

Section	Overall	1400m	1200m	1000m	800m	600m	400m	200m					
Section Times	1:44.70 [10] (0:19.69)	1:25.01 [9] (0:11.89)	1:13.12 [9] (0:12.29)	1:00.83 [8] (0:12.26)	0:48.57 [8] (0:11.89)	0:36.68 [8] (0:12.00)	0:24.68 [8] (0:12.04)	0:12.64 [8] (0:12.64)					
Average Speed [km/h]	49.4	60.5	58.6	58.7	60.4	59.7	59.5	57.0					
Top Speed [km/h]	61.6	61.4	60.0	59.6	61.7	61.7	61.3	60.0					
Avg. Dist. to Rail [m]	2.9	0.5	0.2	0.4	0.8	1.1	1.4	1.4					
Avg. Stride Freq. [Hz]	2.2	2.4	2.3	2.3	2.4	2.3	2.4	2.3					
Avg. Stride Length [m]	6.2	7.1	7.0	7.1	7.1	7.1	6.9	6.8					



- [ ] Ranking at each section and finish
- .-.- No data available at this section
- NA No data available



Horse/Jockey Name	Force Me
Final Rank	11
Fastest Section Time (Section)	0:12.00 (800m)
Top Speed [km/h] (Section)	62.8 (Overall)
Race State	Finished



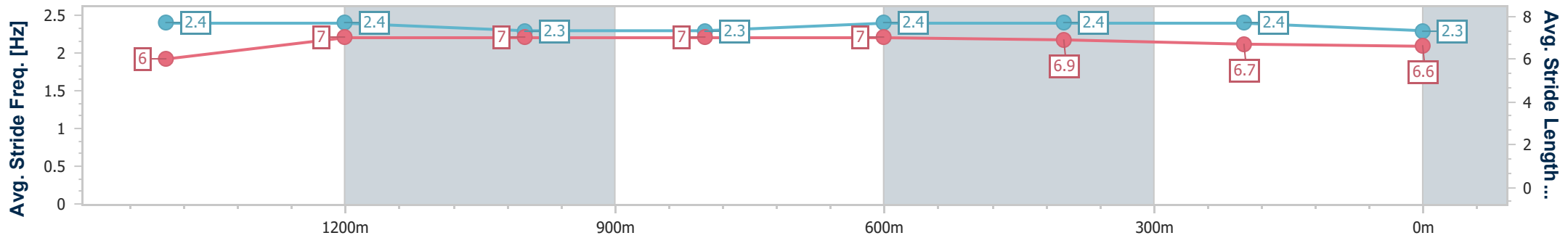
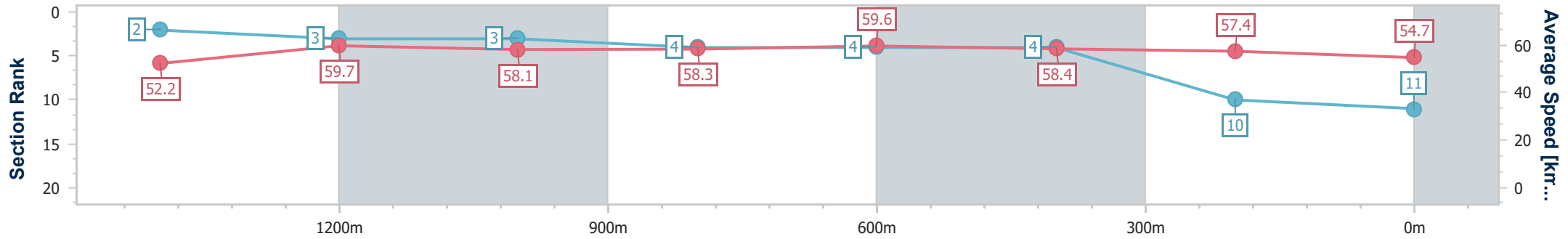
Ipswich QLD Professional  
Race 8: GORDON'S GIN RATINGS BAND 0 - 58 Handicap - 1670m



19 September 2024 - 16:59

Track Rating: Good 4, Weather: Fine, Rail Position: +1m Entire

Section	Overall	1400m	1200m	1000m	800m	600m	400m	200m
Section Times	1:45.25 [11] (0:18.58)	1:26.67 [2] (0:12.05)	1:14.62 [3] (0:12.35)	1:02.27 [3] (0:12.38)	0:49.89 [4] (0:12.00)	0:37.89 [4] (0:12.24)	0:25.65 [4] (0:12.52)	0:13.13 [10] (0:13.13)
Average Speed [km/h]	52.2	59.7	58.1	58.3	59.6	58.4	57.4	54.7
Top Speed [km/h]	62.8	61.6	58.6	58.9	60.8	58.7	58.3	58.2
Avg. Dist. to Rail [m]	3.1	0.4	0.3	0.3	0.9	1.4	0.9	0.6
Avg. Stride Freq. [Hz]	2.4	2.4	2.3	2.3	2.4	2.4	2.4	2.3
Avg. Stride Length [m]	6.0	7.0	7.0	7.0	7.0	6.9	6.7	6.6



- [ ] Ranking at each section and finish
- .-.- No data available at this section
- NA No data available