



Doomben QLD Professional

Race 4: EUREKA STUD Class 2 Handicap - 1660m

18 September 2024 - 15:28



BRISBANE
RACING CLUB

Track Rating: Good 4, Weather: Fine, Rail Position: +11m Entire

Section		Field Times												
Overall	1400m	1200m	1000m	800m	600m	400m	Last 600m							
1:39.29 (0:17.74)	1:21.55 (0:11.59)	1:09.96 (0:11.71)	0:58.25 (0:11.93)	0:46.32 (0:11.80)	0:34.52 (0:11.24)	0:23.28 (0:11.30)	0:34.52							
Rank	TAB	Horse/Jockey	Barrier	Top Speed [km/h]	Fastest Section								Distance Travelled [m]	
1	1	AMERICAN PHIREBALL Noel Callow	12	66.0 400m	0:11.10 600m	1:39.29 [1] (0:18.29)	1:21.00 [6] (0:11.38)	1:09.62 [4] (0:11.85)	0:57.77 [4] (0:12.08)	0:45.69 [4] (0:11.57)	0:34.12 [4] (0:11.10)	0:23.02 [3] (0:11.11)	0:34.12	
2	6	EASTOWN Bailey Wheeler	11	64.8 400m	0:11.24 600m	1:39.34 [2] (0:17.74)	1:21.60 [1] (0:11.59)	1:10.01 [1] (0:11.71)	0:58.30 [1] (0:11.93)	0:46.37 [1] (0:11.80)	0:34.57 [1] (0:11.24)	0:23.33 [1] (0:11.30)	0:34.57	+3
3	5	ADDITION James Orman	5	68.9 600m	0:10.95 400m	1:39.43 [3] (0:18.27)	1:21.16 [5] (0:11.71)	1:09.45 [6] (0:11.86)	0:57.59 [6] (0:12.05)	0:45.54 [6] (0:11.58)	0:33.96 [6] (0:11.11)	0:22.85 [7] (0:10.95)	0:33.96	+5
4	7	GLOWLIGHT Andrew Mallyon	6	66.9 600m	0:10.99 600m	1:39.45 [4] (0:18.51)	1:20.94 [8] (0:11.75)	1:09.19 [8] (0:11.69)	0:57.50 [7] (0:12.12)	0:45.38 [8] (0:11.49)	0:33.89 [7] (0:10.99)	0:22.90 [5] (0:11.02)	0:33.89	+8
5	8	NIPPA'S NIGHTCAP Cejay Graham	8	66.5 400m	0:11.08 600m	1:39.59 [5] (0:18.77)	1:20.82 [9] (0:11.57)	1:09.25 [9] (0:11.89)	0:57.36 [9] (0:12.01)	0:45.35 [9] (0:11.57)	0:33.78 [9] (0:11.08)	0:22.70 [9] (0:11.09)	0:33.78	+4
6	11	LISSARO Jason Taylor	2	66.0 600m	0:11.14 600m	1:39.80 [6] (0:18.13)	1:21.67 [4] (0:11.78)	1:09.89 [5] (0:11.81)	0:58.08 [5] (0:12.08)	0:46.00 [5] (0:11.63)	0:34.37 [5] (0:11.14)	0:23.23 [6] (0:11.14)	0:34.37	+1
7	10	CHAMPAGNES ON ME Angela Jones	10	67.0 1400m	0:11.29 600m	1:39.81 [7] (0:18.11)	1:21.70 [3] (0:11.32)	1:10.38 [2] (0:11.78)	0:58.60 [2] (0:12.03)	0:46.57 [2] (0:11.77)	0:34.80 [2] (0:11.29)	0:23.51 [4] (0:11.29)	0:34.80	+6
8	2	HOLY FLASH Sean Cormack	3	65.3 600m	0:11.10 600m	1:39.91 [8] (0:17.90)	1:22.01 [2] (0:11.61)	1:10.40 [3] (0:11.80)	0:58.60 [3] (0:12.07)	0:46.53 [3] (0:11.75)	0:34.78 [3] (0:11.10)	0:23.68 [2] (0:11.32)	0:34.78	-2
9	3	NOTACLUEHOWORWHO Nikita Beriman	4	65.0 400m	0:11.25 600m	1:40.19 [9] (0:18.39)	1:21.80 [7] (0:11.65)	1:10.15 [7] (0:11.93)	0:58.22 [8] (0:12.04)	0:46.18 [7] (0:11.63)	0:34.55 [8] (0:11.25)	0:23.30 [8] (0:11.27)	0:34.55	-1

Scratched: Star Chance (#13), Toolatamate (#12), Power Ace (#9), Blagny (#4)

[] Ranking at each section and finish
 -:-:- No data available at this section
 NA No data available

SCN Saddle cloth number
 DNF Did not finish
 DNT Did not track



Doomben QLD Professional
Race 4: EUREKA STUD Class 2 Handicap - 1660m
18 September 2024 - 15:28



Track Rating: Good 4, Weather: Fine, Rail Position: +11m Entire

Section				200m				Last 600m	
Field Times				0:11.98				0:34.52	
Rank	TAB Horse/Jockey	Barrier	Top Speed [km/h]	Fastest Section	Margin		Distance Travelled [m]		
1	1 AMERICAN PHIREBALL Noel Callow	12	66.0 400m	0:11.10 600m	0:11.91 [2] (0:11.91)	1:39.29	0:34.12		
2	6 EASTOWN Bailey Wheeler	11	64.8 400m	0:11.24 600m	0:12.03 [1] (0:12.03)	0.3L	0:34.57 +3		
3	5 ADDITION James Orman	5	68.9 600m	0:10.95 400m	0:11.90 [3] (0:11.90)	0.79L	0:33.96 +5		
4	7 GLOWLIGHT Andrew Mallyon	6	66.9 600m	0:10.99 600m	0:11.88 [5] (0:11.88)	0.93L	0:33.89 +8		
5	8 NIPPA'S NIGHTCAP Cejay Graham	8	66.5 400m	0:11.08 600m	0:11.61 [8] (0:11.61)	1.78L	0:33.78 +4		
6	11 LISSARO Jason Taylor	2	66.0 600m	0:11.14 600m	0:12.09 [7] (0:12.09)	3L	0:34.37 +1		
7	10 CHAMPAGNES ON ME Angela Jones	10	67.0 1400m	0:11.29 600m	0:12.22 [6] (0:12.22)	3.06L	0:34.80 +6		
8	2 HOLY FLASH Sean Cormack	3	65.3 600m	0:11.10 600m	0:12.36 [4] (0:12.36)	3.64L	0:34.78 -2		
9	3 NOTACLUEHOWORWHO Nikita Beriman	4	65.0 400m	0:11.25 600m	0:12.03 [9] (0:12.03)	5.26L	0:34.55 -1		

Scratched: Star Chance (#13), Toolatamate (#12), Power Ace (#9), Blagny (#4)

[] Ranking at each section and finish
 -:-:- No data available at this section
 NA No data available

SCN Saddle cloth number
 DNF Did not finish
 DNT Did not track



Horse/Jockey Name	American Phireball
Final Rank	1
Fastest Section Time (Section)	0:11.10 (600m)
Top Speed [km/h] (Section)	66.0 (400m)
Race State	Finished



Doomben QLD Professional

Race 4: EUREKA STUD Class 2 Handicap - 1660m

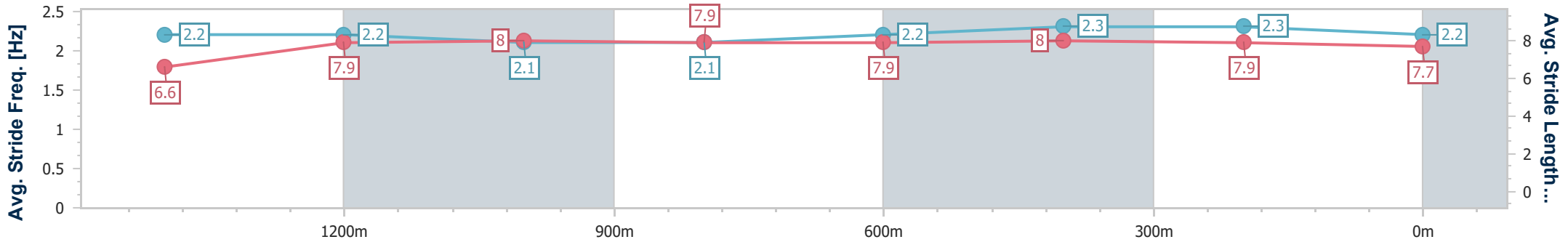
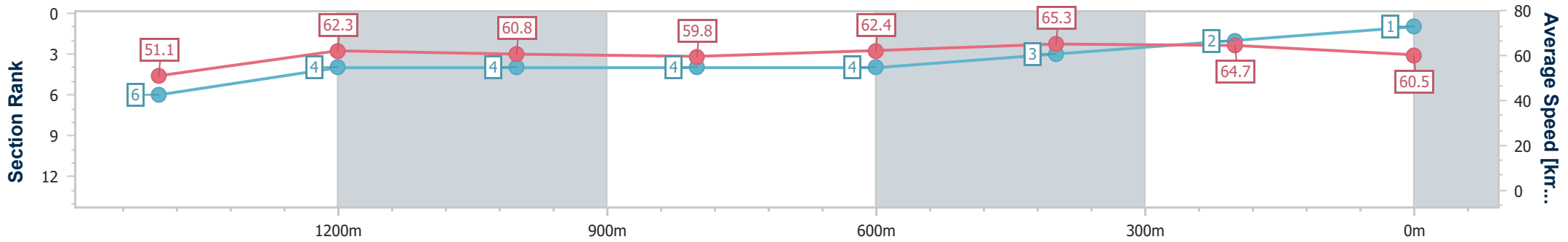
18 September 2024 - 15:28

Track Rating: Good 4, Weather: Fine, Rail Position: +11m Entire



BRISBANE RACING CLUB

Section	Overall	1400m	1200m	1000m	800m	600m	400m	200m					
Section Times	1:39.29 [1] (0:18.29)	1:21.00 [6] (0:11.38)	1:09.62 [4] (0:11.85)	0:57.77 [4] (0:12.08)	0:45.69 [4] (0:11.57)	0:34.12 [4] (0:11.10)	0:23.02 [3] (0:11.11)	0:11.91 [2] (0:11.91)					
Average Speed [km/h]	51.1	62.3	60.8	59.8	62.4	65.3	64.7	60.5					
Top Speed [km/h]	63.6	63.9	61.6	61.8	64.9	65.6	66.0	65.6					
Avg. Dist. to Rail [m]	2.7	2.3	0.5	0.3	1.2	0.9	0.3	1.5					
Avg. Stride Freq. [Hz]	2.2	2.2	2.1	2.1	2.2	2.3	2.3	2.2					
Avg. Stride Length [m]	6.6	7.9	8.0	7.9	7.9	8.0	7.9	7.7					



- [] Ranking at each section and finish
- .-.- No data available at this section
- NA No data available



Horse/Jockey Name	Eastown
Final Rank	2
Fastest Section Time (Section)	0:11.24 (600m)
Top Speed [km/h] (Section)	64.8 (400m)
Race State	Finished



Doomben QLD Professional

Race 4: EUREKA STUD Class 2 Handicap - 1660m

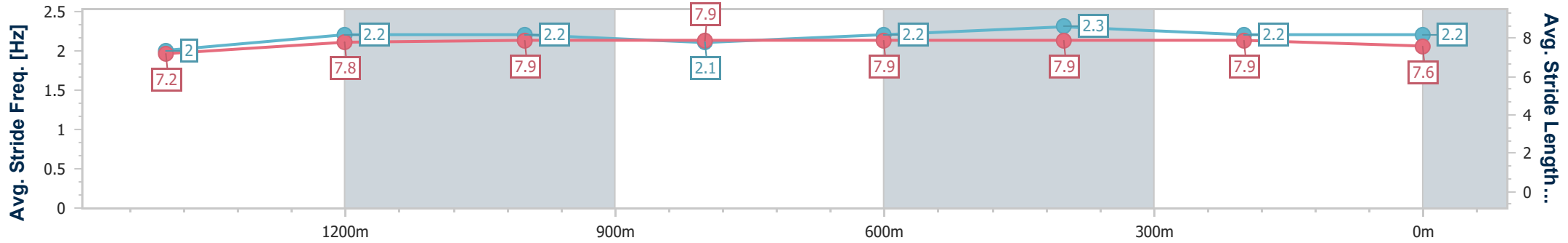
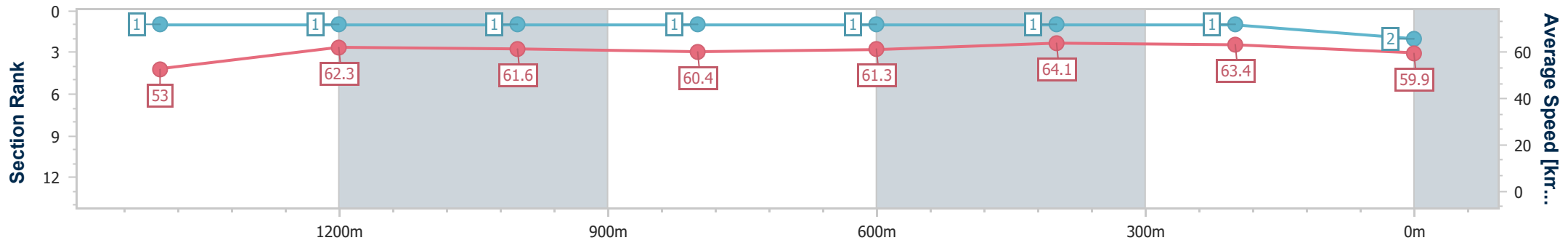
18 September 2024 - 15:28

Track Rating: Good 4, Weather: Fine, Rail Position: +11m Entire



BRISBANE RACING CLUB

Section	Overall	1400m	1200m	1000m	800m	600m	400m	200m
Section Times	1:39.34 [2] (0:17.74)	1:21.60 [1] (0:11.59)	1:10.01 [1] (0:11.71)	0:58.30 [1] (0:11.93)	0:46.37 [1] (0:11.80)	0:34.57 [1] (0:11.24)	0:23.33 [1] (0:11.30)	0:12.03 [1] (0:12.03)
Average Speed [km/h]	53.0	62.3	61.6	60.4	61.3	64.1	63.4	59.9
Top Speed [km/h]	64.7	63.9	62.7	61.7	63.1	64.7	64.8	62.3
Avg. Dist. to Rail [m]	3.3	0.7	0.5	0.8	1.1	0.8	1.7	3.1
Avg. Stride Freq. [Hz]	2.0	2.2	2.2	2.1	2.2	2.3	2.2	2.2
Avg. Stride Length [m]	7.2	7.8	7.9	7.9	7.9	7.9	7.9	7.6



- [] Ranking at each section and finish
- .-.- No data available at this section
- NA No data available



Horse/Jockey Name	Addition
Final Rank	3
Fastest Section Time (Section)	0:10.95 (400m)
Top Speed [km/h] (Section)	68.9 (600m)
Race State	Finished



Doomben QLD Professional

Race 4: EUREKA STUD Class 2 Handicap - 1660m

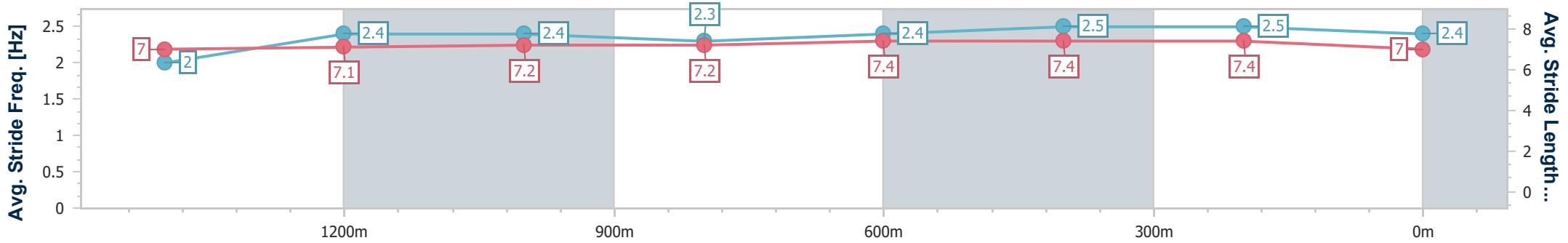
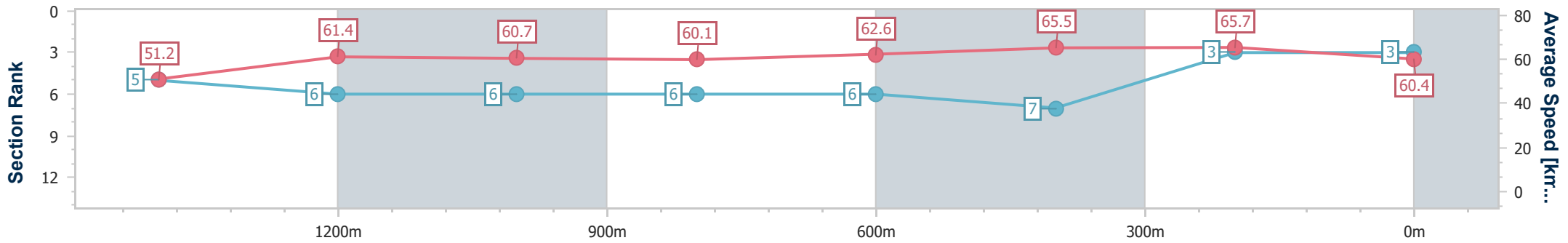
18 September 2024 - 15:28

Track Rating: Good 4, Weather: Fine, Rail Position: +11m Entire



BRISBANE RACING CLUB

Section	Overall	1400m	1200m	1000m	800m	600m	400m	200m
Section Times	1:39.43 [3] (0:18.27)	1:21.16 [5] (0:11.71)	1:09.45 [6] (0:11.86)	0:57.59 [6] (0:12.05)	0:45.54 [6] (0:11.58)	0:33.96 [6] (0:11.11)	0:22.85 [7] (0:10.95)	0:11.90 [3] (0:11.90)
Average Speed [km/h]	51.2	61.4	60.7	60.1	62.6	65.5	65.7	60.4
Top Speed [km/h]	62.0	62.9	62.9	61.0	65.6	68.9	67.8	63.7
Avg. Dist. to Rail [m]	0.9	0.4	0.7	1.5	1.7	2.0	0.6	0.6
Avg. Stride Freq. [Hz]	2.0	2.4	2.4	2.3	2.4	2.5	2.5	2.4
Avg. Stride Length [m]	7.0	7.1	7.2	7.2	7.4	7.4	7.4	7.0



- [] Ranking at each section and finish
- .-.-.- No data available at this section
- NA No data available



Horse/Jockey Name	Glowlight
Final Rank	4
Fastest Section Time (Section)	0:10.99 (600m)
Top Speed [km/h] (Section)	66.9 (600m)
Race State	Finished



Doomben QLD Professional

Race 4: EUREKA STUD Class 2 Handicap - 1660m

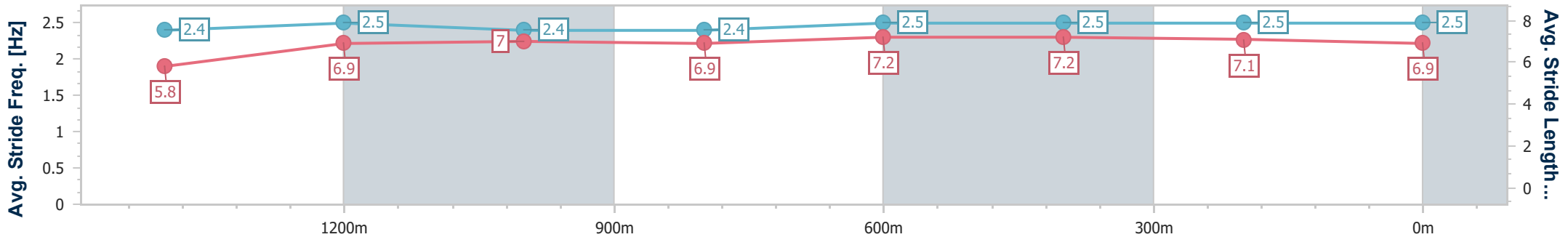
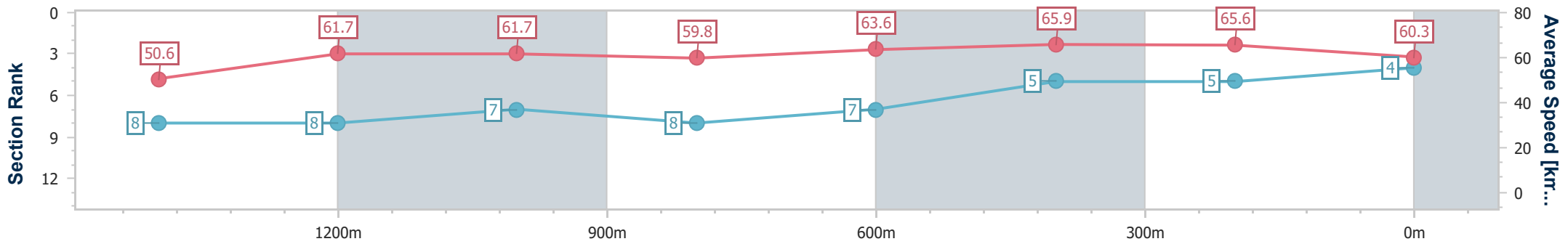
18 September 2024 - 15:28

Track Rating: Good 4, Weather: Fine, Rail Position: +11m Entire



BRISBANE RACING CLUB

Section	Overall	1400m	1200m	1000m	800m	600m	400m	200m
Section Times	1:39.45 [4] (0:18.51)	1:20.94 [8] (0:11.75)	1:09.19 [8] (0:11.69)	0:57.50 [7] (0:12.12)	0:45.38 [8] (0:11.49)	0:33.89 [7] (0:10.99)	0:22.90 [5] (0:11.02)	0:11.88 [5] (0:11.88)
Average Speed [km/h]	50.6	61.7	61.7	59.8	63.6	65.9	65.6	60.3
Top Speed [km/h]	61.0	63.2	63.3	61.5	65.8	66.9	66.6	64.4
Avg. Dist. to Rail [m]	1.6	1.6	2.5	2.8	2.4	1.4	2.1	2.3
Avg. Stride Freq. [Hz]	2.4	2.5	2.4	2.4	2.5	2.5	2.5	2.5
Avg. Stride Length [m]	5.8	6.9	7.0	6.9	7.2	7.2	7.1	6.9



- [] Ranking at each section and finish
- .-.- No data available at this section
- NA No data available



Horse/Jockey Name	Nippa's Nightcap
Final Rank	5
Fastest Section Time (Section)	0:11.08 (600m)
Top Speed [km/h] (Section)	66.5 (400m)
Race State	Finished



Doomben QLD Professional

Race 4: EUREKA STUD Class 2 Handicap - 1660m

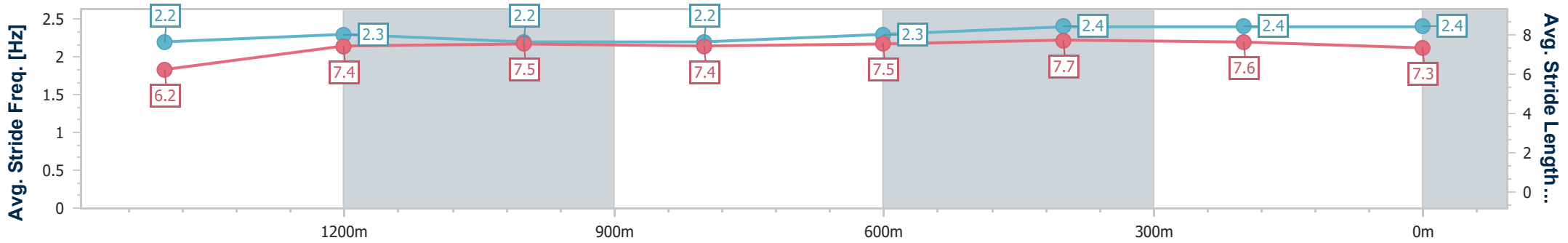
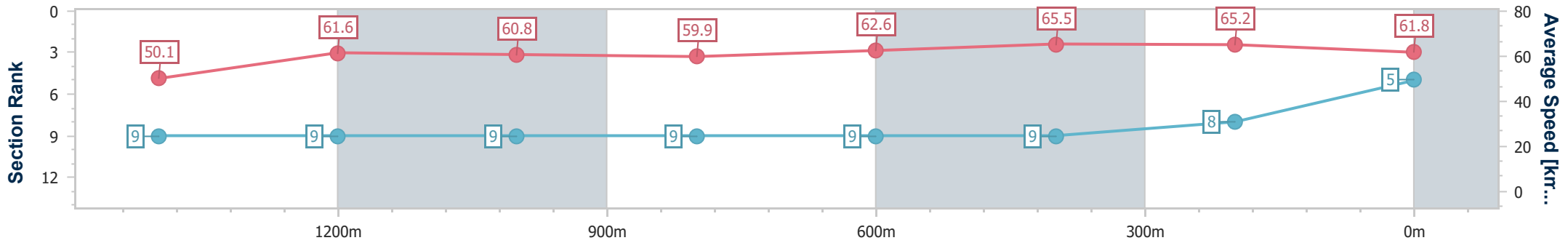
18 September 2024 - 15:28

Track Rating: Good 4, Weather: Fine, Rail Position: +11m Entire



BRISBANE RACING CLUB

Section	Overall	1400m	1200m	1000m	800m	600m	400m	200m
Section Times	1:39.59 [5] (0:18.77)	1:20.82 [9] (0:11.57)	1:09.25 [9] (0:11.89)	0:57.36 [9] (0:12.01)	0:45.35 [9] (0:11.57)	0:33.78 [9] (0:11.08)	0:22.70 [9] (0:11.09)	0:11.61 [8] (0:11.61)
Average Speed [km/h]	50.1	61.6	60.8	59.9	62.6	65.5	65.2	61.8
Top Speed [km/h]	61.9	63.1	62.0	61.6	65.1	66.1	66.5	65.4
Avg. Dist. to Rail [m]	2.6	0.9	0.4	0.6	1.1	1.4	2.4	3.4
Avg. Stride Freq. [Hz]	2.2	2.3	2.2	2.2	2.3	2.4	2.4	2.4
Avg. Stride Length [m]	6.2	7.4	7.5	7.4	7.5	7.7	7.6	7.3



- [] Ranking at each section and finish
- .-.- No data available at this section
- NA No data available



Horse/Jockey Name	Lissaro
Final Rank	6
Fastest Section Time (Section)	0:11.14 (600m)
Top Speed [km/h] (Section)	66.0 (600m)
Race State	Finished



Doomben QLD Professional

Race 4: EUREKA STUD Class 2 Handicap - 1660m

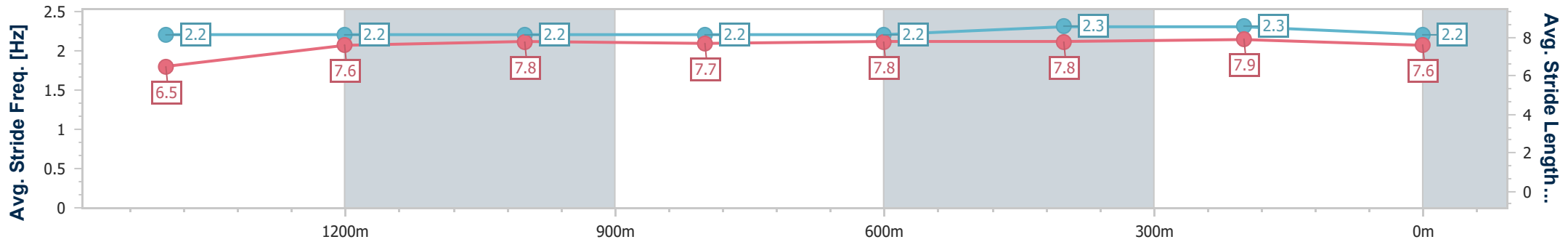
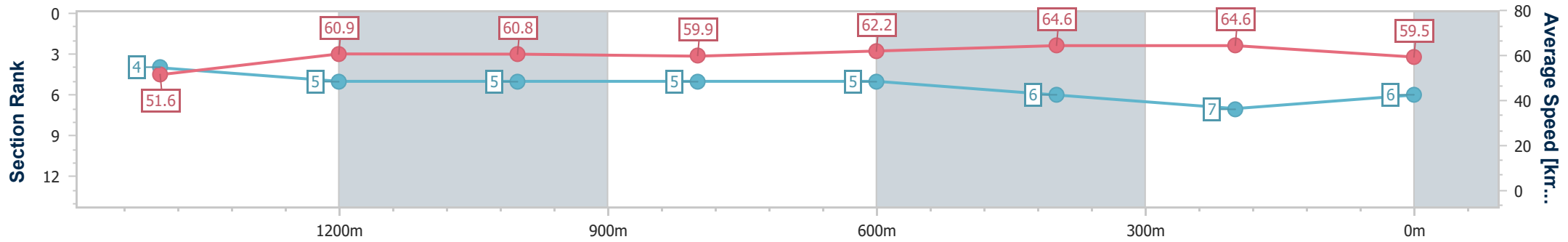
18 September 2024 - 15:28

Track Rating: Good 4, Weather: Fine, Rail Position: +11m Entire



BRISBANE RACING CLUB

Section	Overall	1400m	1200m	1000m	800m	600m	400m	200m
Section Times	1:39.80 [6] (0:18.13)	1:21.67 [4] (0:11.78)	1:09.89 [5] (0:11.81)	0:58.08 [5] (0:12.08)	0:46.00 [5] (0:11.63)	0:34.37 [5] (0:11.14)	0:23.23 [6] (0:11.14)	0:12.09 [7] (0:12.09)
Average Speed [km/h]	51.6	60.9	60.8	59.9	62.2	64.6	64.6	59.5
Top Speed [km/h]	61.2	61.9	61.5	61.3	65.6	66.0	65.9	63.1
Avg. Dist. to Rail [m]	1.4	0.7	0.5	1.0	0.8	0.7	1.1	2.1
Avg. Stride Freq. [Hz]	2.2	2.2	2.2	2.2	2.2	2.3	2.3	2.2
Avg. Stride Length [m]	6.5	7.6	7.8	7.7	7.8	7.8	7.9	7.6



- [] Ranking at each section and finish
- .-.- No data available at this section
- NA No data available



Horse/Jockey Name	Champagnes On Me
Final Rank	7
Fastest Section Time (Section)	0:11.29 (600m)
Top Speed [km/h] (Section)	67.0 (1400m)
Race State	Finished



Doomben QLD Professional

Race 4: EUREKA STUD Class 2 Handicap - 1660m

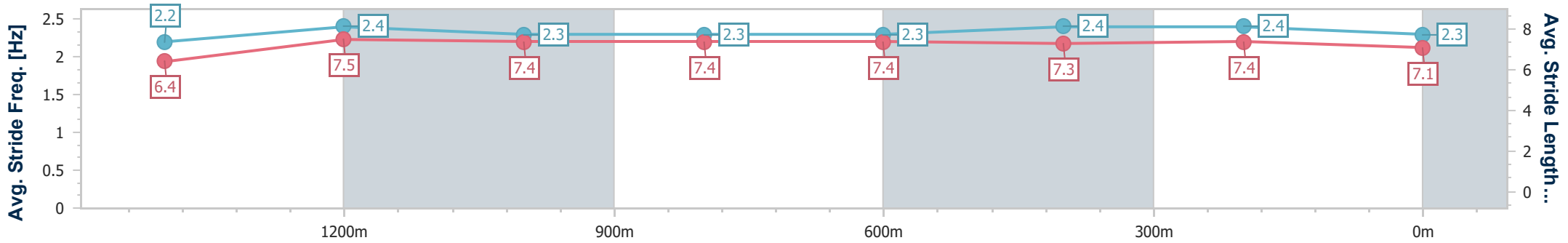
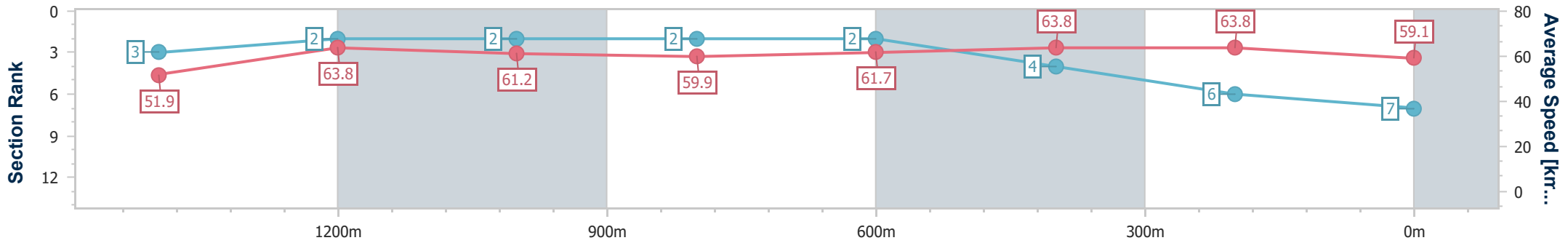
18 September 2024 - 15:28

Track Rating: Good 4, Weather: Fine, Rail Position: +11m Entire



BRISBANE RACING CLUB

Section	Overall	1400m	1200m	1000m	800m	600m	400m	200m
Section Times	1:39.81 [7] (0:18.11)	1:21.70 [3] (0:11.32)	1:10.38 [2] (0:11.78)	0:58.60 [2] (0:12.03)	0:46.57 [2] (0:11.77)	0:34.80 [2] (0:11.29)	0:23.51 [4] (0:11.29)	0:12.22 [6] (0:12.22)
Average Speed [km/h]	51.9	63.8	61.2	59.9	61.7	63.8	63.8	59.1
Top Speed [km/h]	66.1	67.0	63.3	61.4	64.6	65.2	65.0	61.7
Avg. Dist. to Rail [m]	3.5	0.9	1.7	1.6	1.2	0.8	0.4	0.4
Avg. Stride Freq. [Hz]	2.2	2.4	2.3	2.3	2.3	2.4	2.4	2.3
Avg. Stride Length [m]	6.4	7.5	7.4	7.4	7.4	7.3	7.4	7.1



- [] Ranking at each section and finish
- .-.- No data available at this section
- NA No data available



Horse/Jockey Name	Holy Flash
Final Rank	8
Fastest Section Time (Section)	0:11.10 (600m)
Top Speed [km/h] (Section)	65.3 (600m)
Race State	Finished



Doomben QLD Professional

Race 4: EUREKA STUD Class 2 Handicap - 1660m

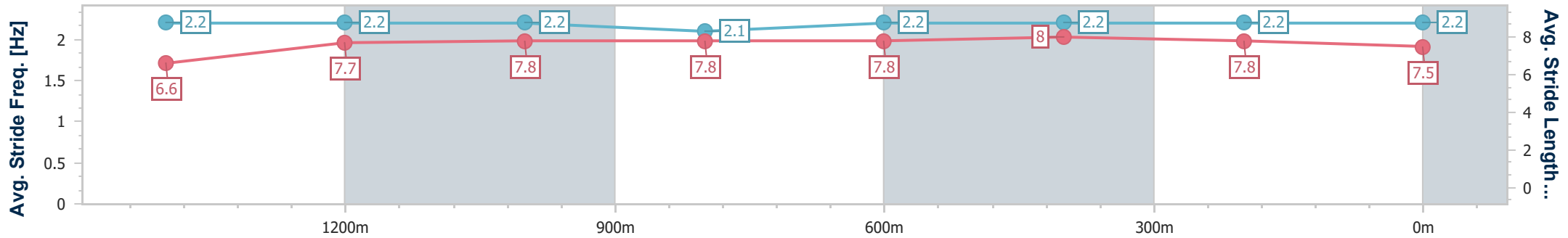
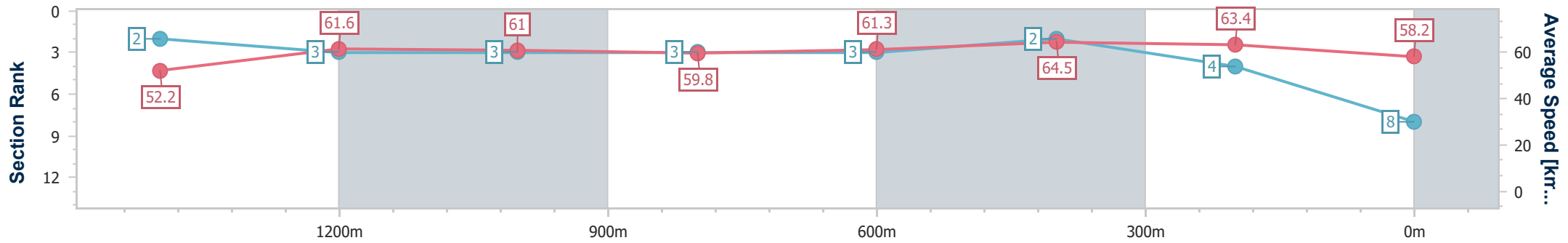
18 September 2024 - 15:28

Track Rating: Good 4, Weather: Fine, Rail Position: +11m Entire



BRISBANE RACING CLUB

Section	Overall	1400m	1200m	1000m	800m	600m	400m	200m
Section Times	1:39.91 [8] (0:17.90)	1:22.01 [2] (0:11.61)	1:10.40 [3] (0:11.80)	0:58.60 [3] (0:12.07)	0:46.53 [3] (0:11.75)	0:34.78 [3] (0:11.10)	0:23.68 [2] (0:11.32)	0:12.36 [4] (0:12.36)
Average Speed [km/h]	52.2	61.6	61.0	59.8	61.3	64.5	63.4	58.2
Top Speed [km/h]	63.3	62.3	61.9	60.8	64.4	65.3	64.1	61.4
Avg. Dist. to Rail [m]	0.6	0.9	0.3	0.7	0.2	0.9	1.4	1.8
Avg. Stride Freq. [Hz]	2.2	2.2	2.2	2.1	2.2	2.2	2.2	2.2
Avg. Stride Length [m]	6.6	7.7	7.8	7.8	7.8	8.0	7.8	7.5



- [] Ranking at each section and finish
- .-.- No data available at this section
- NA No data available



Horse/Jockey Name	Notacluehoworwho
Final Rank	9
Fastest Section Time (Section)	0:11.25 (600m)
Top Speed [km/h] (Section)	65.0 (400m)
Race State	Finished



Doomben QLD Professional

Race 4: EUREKA STUD Class 2 Handicap - 1660m

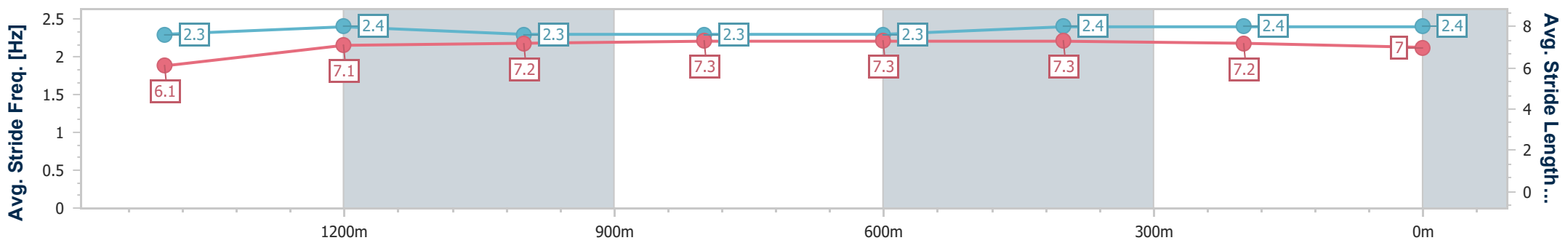
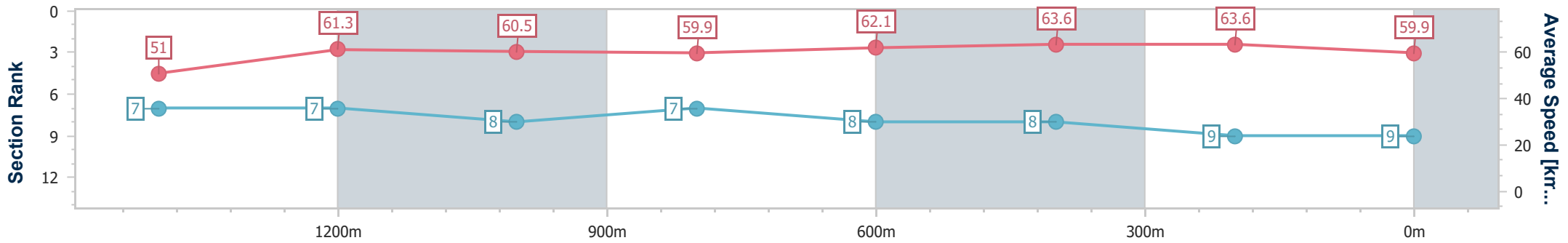
18 September 2024 - 15:28

Track Rating: Good 4, Weather: Fine, Rail Position: +11m Entire



BRISBANE RACING CLUB

Section	Overall	1400m	1200m	1000m	800m	600m	400m	200m
Section Times	1:40.19 [9] (0:18.39)	1:21.80 [7] (0:11.65)	1:10.15 [7] (0:11.93)	0:58.22 [8] (0:12.04)	0:46.18 [7] (0:11.63)	0:34.55 [8] (0:11.25)	0:23.30 [8] (0:11.27)	0:12.03 [9] (0:12.03)
Average Speed [km/h]	51.0	61.3	60.5	59.9	62.1	63.6	63.6	59.9
Top Speed [km/h]	63.6	63.9	61.5	61.2	64.6	64.7	65.0	62.3
Avg. Dist. to Rail [m]	1.0	0.5	0.3	0.5	0.3	0.8	1.0	1.1
Avg. Stride Freq. [Hz]	2.3	2.4	2.3	2.3	2.3	2.4	2.4	2.4
Avg. Stride Length [m]	6.1	7.1	7.2	7.3	7.3	7.3	7.2	7.0



- [] Ranking at each section and finish
- .-.- No data available at this section
- NA No data available