



Mackay QLD Professional

Race 6: Ladbrokes odds Surge 0 - 55 Handicap - 1300m

17 September 2024 - 16:20



MACKAY TURF CLUB
Ooralea Racecourse

Track Rating: Good 4, Weather: Overcast, Rail Position: +3m Entire

Section		Field Times											
		Overall	1200m	1000m	800m	600m	400m	Last 600m					
		1:17.35 (0:08.41)	1:08.94 (0:10.99)	0:57.95 (0:11.11)	0:46.84 (0:11.30)	0:35.54 (0:11.47)	0:24.07 (0:12.07)	0:35.54					
Rank	TAB	Horse/Jockey	Barrier	Top Speed [km/h]	Fastest Section							Distance Travelled [m]	
1	3	BLUE AS Justin Stanley	6	66.4 1200m	0:08.92 Overall	1:17.35 [1] (0:08.92)	1:08.43 [10] (0:11.16)	0:57.27 [9] (0:11.37)	0:45.90 [10] (0:11.50)	0:34.40 [9] (0:11.27)	0:23.13 [8] (0:11.41)	0:34.40	
2	10	MILKY ROCKET Ryan Wiggins	2	66.8 1200m	0:08.58 Overall	1:17.46 [2] (0:08.58)	1:08.88 [5] (0:11.04)	0:57.84 [3] (0:11.08)	0:46.76 [4] (0:11.42)	0:35.34 [5] (0:11.73)	0:23.61 [5] (0:11.64)	0:35.34	-6
3	12	BOLD ZIP Jackson Murphy	8	65.6 400m	0:09.08 Overall	1:17.50 [3] (0:09.08)	1:08.42 [11] (0:11.33)	0:57.09 [11] (0:11.24)	0:45.85 [11] (0:11.36)	0:34.49 [11] (0:11.47)	0:23.02 [10] (0:11.34)	0:34.49	-6
4	1	SENSATIONABULL Chelsea Jokic	4	66.5 1200m	0:08.41 Overall	1:17.92 [4] (0:08.41)	1:09.51 [1] (0:11.23)	0:58.28 [4] (0:11.08)	0:47.20 [5] (0:11.36)	0:35.84 [4] (0:11.72)	0:24.12 [4] (0:11.77)	0:35.84	-4
5	5	YOUNG HENRY Scott Sheargold	11	65.9 1200m	0:08.73 Overall	1:17.98 [5] (0:08.73)	1:09.25 [8] (0:11.06)	0:58.19 [6] (0:11.32)	0:46.87 [7] (0:11.44)	0:35.43 [6] (0:11.58)	0:23.85 [6] (0:11.78)	0:35.43	-5
6	4	SEISME Justin Huxtable	12	67.4 1000m	0:08.56 Overall	1:18.09 [6] (0:08.56)	1:09.53 [3] (0:10.93)	0:58.60 [2] (0:11.02)	0:47.58 [1] (0:11.31)	0:36.27 [2] (0:11.46)	0:24.81 [1] (0:12.07)	0:36.27	-6
7	6	MICROWAVE JENNY Nathan Thomas	1	66.1 1200m	0:08.56 Overall	1:18.09 [7] (0:08.56)	1:09.53 [3] (0:11.25)	0:58.28 [7] (0:11.25)	0:47.03 [6] (0:11.52)	0:35.51 [7] (0:11.64)	0:23.87 [7] (0:11.63)	0:35.51	-8
8	2	ACOUSTIX Leah Martyn	13	68.3 1000m	0:08.67 Overall	1:18.24 [8] (0:08.67)	1:09.57 [6] (0:10.98)	0:58.59 [5] (0:10.94)	0:47.65 [3] (0:11.22)	0:36.43 [1] (0:11.73)	0:24.70 [2] (0:12.00)	0:36.43	-4
9	9	ANOTHER DIMENSION Michael Murphy	5	65.5 1200m	0:08.72 Overall	1:18.28 [9] (0:08.72)	1:09.56 [7] (0:11.22)	0:58.34 [8] (0:11.38)	0:46.96 [8] (0:11.51)	0:35.45 [8] (0:11.50)	0:23.95 [9] (0:11.85)	0:35.45	-5
10	11	LANOVA Sean Cormack	3	65.7 1200m	0:08.79 Overall	1:18.52 [10] (0:08.79)	1:09.73 [9] (0:11.36)	0:58.37 [10] (0:11.28)	0:47.09 [9] (0:11.52)	0:35.57 [10] (0:11.53)	0:24.04 [11] (0:11.66)	0:35.57	-7

Scratched: Chucka Dummy (#8), Miss Teak (#13)

Report Created: Tue 17 September 2024 17:08 GM (Note: Timing is based on position data)

Page 1/15

[] Ranking at each section and finish
 -:-:- No data available at this section
 NA No data available

SCN Saddle cloth number
 DNF Did not finish
 DNT Did not track

data processed by TRIPLES DATA



Mackay QLD Professional

Race 6: Ladbrokes odds Surge 0 - 55 Handicap - 1300m

17 September 2024 - 16:20



MACKAY TURF CLUB

Ooralea Racecourse

Track Rating: Good 4, Weather: Overcast, Rail Position: +3m Entire

Section	Overall	1200m	1000m	800m	600m	400m	Last 600m
Field Times	1:17.35 (0:08.41)	1:08.94 (0:10.99)	0:57.95 (0:11.11)	0:46.84 (0:11.30)	0:35.54 (0:11.47)	0:24.07 (0:12.07)	0:35.54

Rank	TAB	Horse/Jockey	Barrier	Top Speed [km/h]	Fastest Section	Overall	1200m	1000m	800m	600m	400m	Last 600m	Distance Travelled [m]
11	7	POWER SISTER	10	67.8	0:08.46	1:19.18 [11]	1:10.72 [2]	0:59.78 [1]	0:48.64 [2]	0:37.17 [3]	0:25.43 [3]	0:37.17	-6
		Nikki Olzard		1200m	Overall	(0:08.46)	(0:10.94)	(0:11.14)	(0:11.47)	(0:11.74)	(0:12.22)		

Scratched: Chucka Dummy (#8), Miss Teak (#13)



Mackay QLD Professional

Race 6: Ladbrokes odds Surge 0 - 55 Handicap - 1300m

17 September 2024 - 16:20



MACKAY TURF CLUB
Ooralea Racecourse

Track Rating: Good 4, Weather: Overcast, Rail Position: +3m Entire

Section				200m				Last 600m	
Field Times				0:12.00 (0:12.00)				0:35.54	
Rank	TAB	Horse/Jockey	Barrier	Top Speed [km/h]	Fastest Section	Margin			Distance Travelled [m]
1	3	BLUE AS Justin Stanley	6	66.4 1200m	0:08.92 Overall	0:11.72 [5] (0:11.72)	1:17.35		0:34.40
2	10	MILKY ROCKET Ryan Wiggins	2	66.8 1200m	0:08.58 Overall	0:11.97 [2] (0:11.97)	0.67L		0:35.34 -6
3	12	BOLD ZIP Jackson Murphy	8	65.6 400m	0:09.08 Overall	0:11.68 [6] (0:11.68)	0.91L		0:34.49 -6
4	1	SENSATIONABULL Chelsea Jokic	4	66.5 1200m	0:08.41 Overall	0:12.35 [4] (0:12.35)	3.38L		0:35.84 -4
5	5	YOUNG HENRY Scott Sheargold	11	65.9 1200m	0:08.73 Overall	0:12.07 [8] (0:12.07)	3.73L		0:35.43 -5
6	4	SEISME Justin Huxtable	12	67.4 1000m	0:08.56 Overall	0:12.74 [1] (0:12.74)	4.34L		0:36.27 -6
7	6	MICROWAVE JENNY Nathan Thomas	1	66.1 1200m	0:08.56 Overall	0:12.24 [7] (0:12.24)	4.36L		0:35.51 -8
8	2	ACOUSTIX Leah Martyn	13	68.3 1000m	0:08.67 Overall	0:12.70 [3] (0:12.70)	5.26L		0:36.43 -4
9	9	ANOTHER DIMENSION Michael Murphy	5	65.5 1200m	0:08.72 Overall	0:12.10 [11] (0:12.10)	5.51L		0:35.45 -5
10	11	LANOVA Sean Cormack	3	65.7 1200m	0:08.79 Overall	0:12.38 [10] (0:12.38)	6.87L		0:35.57 -7

Scratched: Chucka Dummy (#8), Miss Teak (#13)

[] Ranking at each section and finish
 -:-:- No data available at this section
 NA No data available

SCN Saddle cloth number
 DNF Did not finish
 DNT Did not track



Mackay QLD Professional

Race 6: Ladbrokes odds Surge 0 - 55 Handicap - 1300m

17 September 2024 - 16:20



MACKAY TURF CLUB

Ooralea Racecourse

Track Rating: Good 4, Weather: Overcast, Rail Position: +3m Entire

Section				200m				Last 600m	
Field Times				0:12.00 (0:12.00)				0:35.54	
Rank	TAB	Horse/Jockey	Barrier	Top Speed [km/h]	Fastest Section	Margin		Distance Travelled [m]	
11	7	POWER SISTER	10	67.8	0:08.46	0:13.21 [9]	10.78L	0:37.17	-6
		Nikki Olzard		1200m	Overall	(0:13.21)			

Scratched: Chucka Dummy (#8), Miss Teak (#13)

[] Ranking at each section and finish
 -:-:- No data available at this section
 NA No data available

SCN Saddle cloth number
 DNF Did not finish
 DNT Did not track



Horse/Jockey Name	Blue As
Final Rank	1
Fastest Section Time (Section)	0:08.92 (Overall)
Top Speed [km/h] (Section)	66.4 (1200m)
Race State	Finished



Mackay QLD Professional

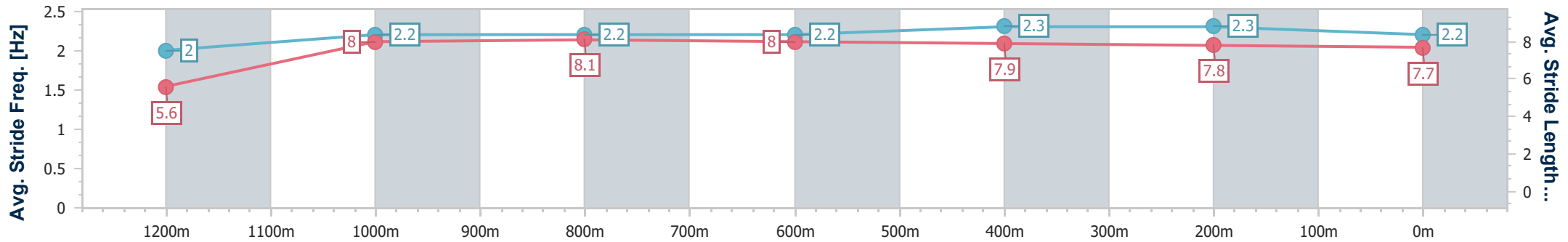
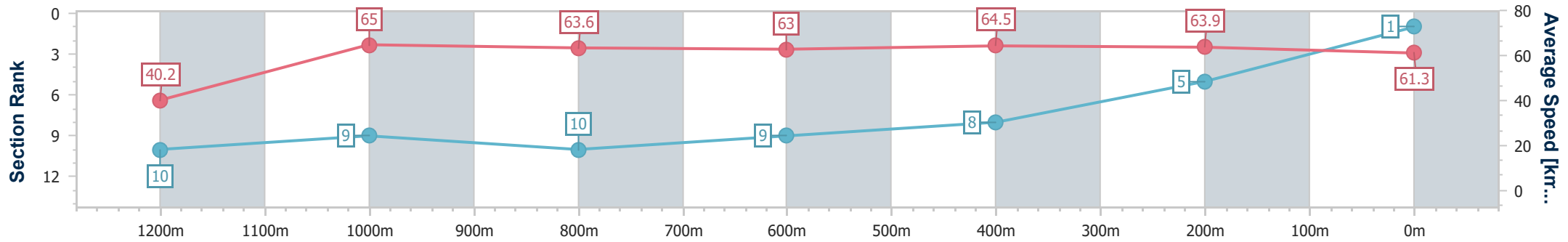
Race 6: Ladbrokes odds Surge 0 - 55 Handicap - 1300m

17 September 2024 - 16:20

Track Rating: Good 4, Weather: Overcast, Rail Position: +3m Entire



Section	Overall	1200m	1000m	800m	600m	400m	200m
Section Times	1:17.35 [1] (0:08.92)	1:08.43 [10] (0:11.16)	0:57.27 [9] (0:11.37)	0:45.90 [10] (0:11.50)	0:34.40 [9] (0:11.27)	0:23.13 [8] (0:11.41)	0:11.72 [5]
Average Speed [km/h]	40.2	65.0	63.6	63.0	64.5	63.9	61.3
Top Speed [km/h]	62.0	66.4	64.6	64.2	65.6	64.3	63.9
Avg. Dist. to Rail [m]	7.6	2.6	2.1	1.7	1.7	4.3	4.4
Avg. Stride Freq. [Hz]	2.0	2.2	2.2	2.2	2.3	2.3	2.2
Avg. Stride Length [m]	5.6	8.0	8.1	8.0	7.9	7.8	7.7



- [] Ranking at each section and finish
- .-.- No data available at this section
- NA No data available



Horse/Jockey Name	Milky Rocket
Final Rank	2
Fastest Section Time (Section)	0:08.58 (Overall)
Top Speed [km/h] (Section)	66.8 (1200m)
Race State	Finished



Mackay QLD Professional

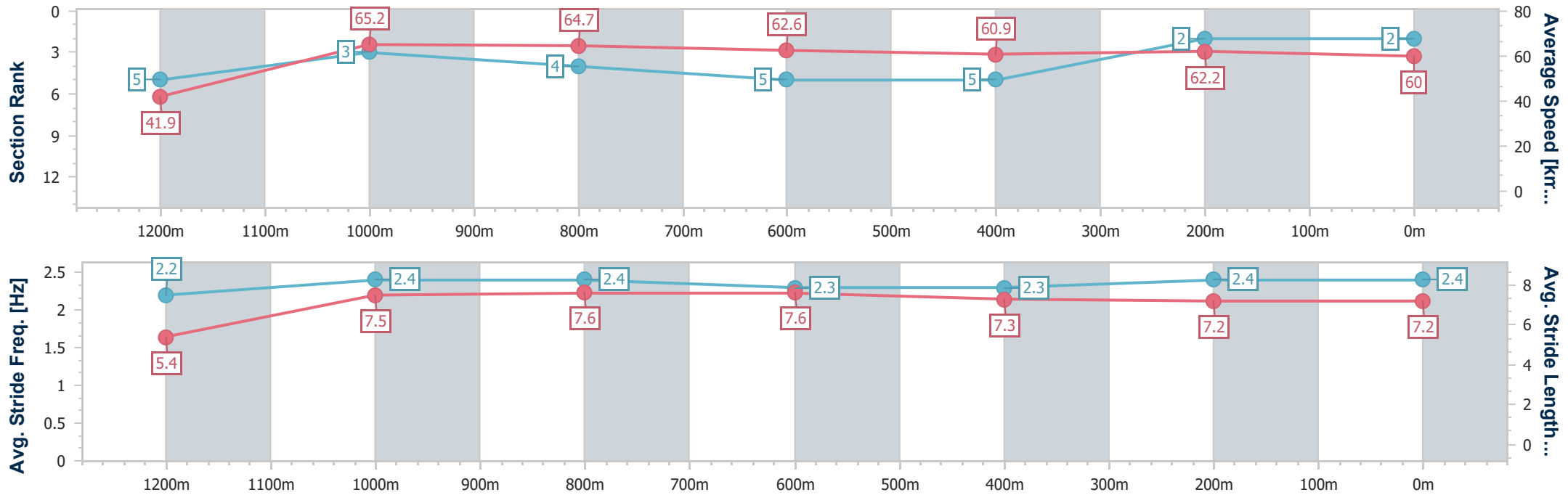
Race 6: Ladbrokes odds Surge 0 - 55 Handicap - 1300m

17 September 2024 - 16:20

Track Rating: Good 4, Weather: Overcast, Rail Position: +3m Entire



Section	Overall	1200m	1000m	800m	600m	400m	200m
Section Times	1:17.46 [2] (0:08.58)	1:08.88 [5] (0:11.04)	0:57.84 [3] (0:11.08)	0:46.76 [4] (0:11.42)	0:35.34 [5] (0:11.73)	0:23.61 [5] (0:11.64)	0:11.97 [2] (0:11.97)
Average Speed [km/h]	41.9	65.2	64.7	62.6	60.9	62.2	60.0
Top Speed [km/h]	63.3	66.8	65.1	63.8	62.9	63.7	62.0
Avg. Dist. to Rail [m]	5.4	0.9	1.1	1.7	1.2	3.6	4.3
Avg. Stride Freq. [Hz]	2.2	2.4	2.4	2.3	2.3	2.4	2.4
Avg. Stride Length [m]	5.4	7.5	7.6	7.6	7.3	7.2	7.2



- [] Ranking at each section and finish
- .-.- No data available at this section
- NA No data available



Horse/Jockey Name	Bold Zip
Final Rank	3
Fastest Section Time (Section)	0:09.08 (Overall)
Top Speed [km/h] (Section)	65.6 (400m)
Race State	Finished



Mackay QLD Professional

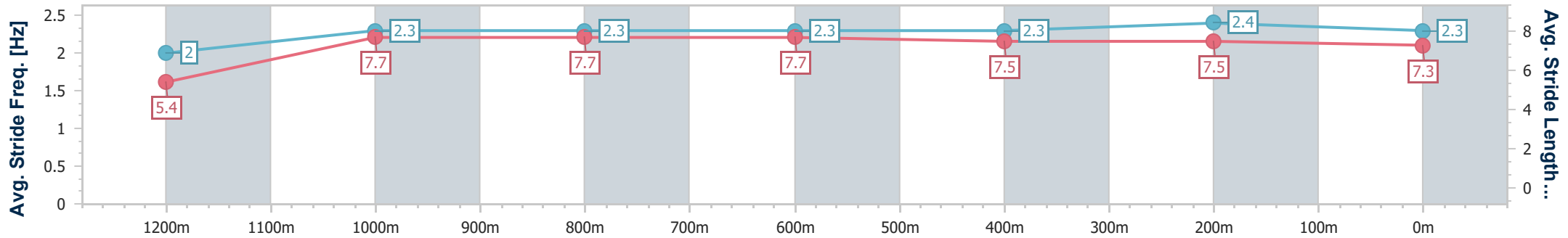
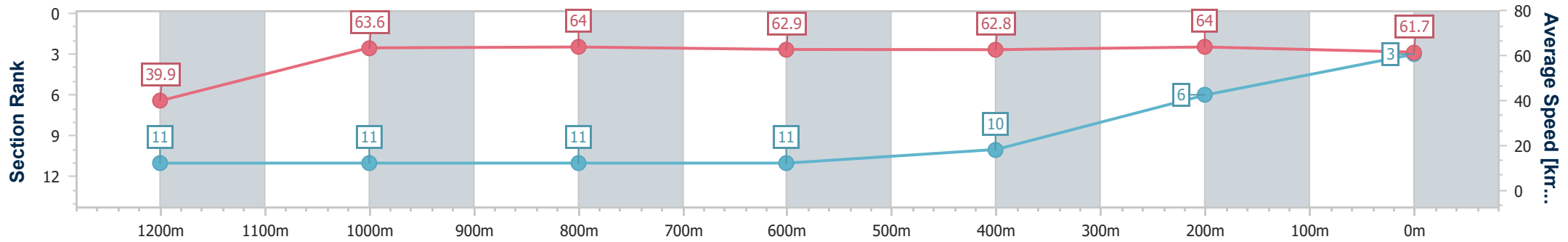
Race 6: Ladbrokes odds Surge 0 - 55 Handicap - 1300m

17 September 2024 - 16:20

Track Rating: Good 4, Weather: Overcast, Rail Position: +3m Entire



Section	Overall	1200m	1000m	800m	600m	400m	200m
Section Times	1:17.50 [3] (0:09.08)	1:08.42 [11] (0:11.33)	0:57.09 [11] (0:11.24)	0:45.85 [11] (0:11.36)	0:34.49 [11] (0:11.47)	0:23.02 [10] (0:11.34)	0:11.68 [6] (0:11.68)
Average Speed [km/h]	39.9	63.6	64.0	62.9	62.8	64.0	61.7
Top Speed [km/h]	61.9	64.9	64.7	64.2	64.6	65.6	64.4
Avg. Dist. to Rail [m]	6.7	0.6	0.4	1.3	1.2	5.4	7.1
Avg. Stride Freq. [Hz]	2.0	2.3	2.3	2.3	2.3	2.4	2.3
Avg. Stride Length [m]	5.4	7.7	7.7	7.7	7.5	7.5	7.3



- [] Ranking at each section and finish
- .-.- No data available at this section
- NA No data available



Horse/Jockey Name	Sensationabull
Final Rank	4
Fastest Section Time (Section)	0:08.41 (Overall)
Top Speed [km/h] (Section)	66.5 (1200m)
Race State	Finished



Mackay QLD Professional

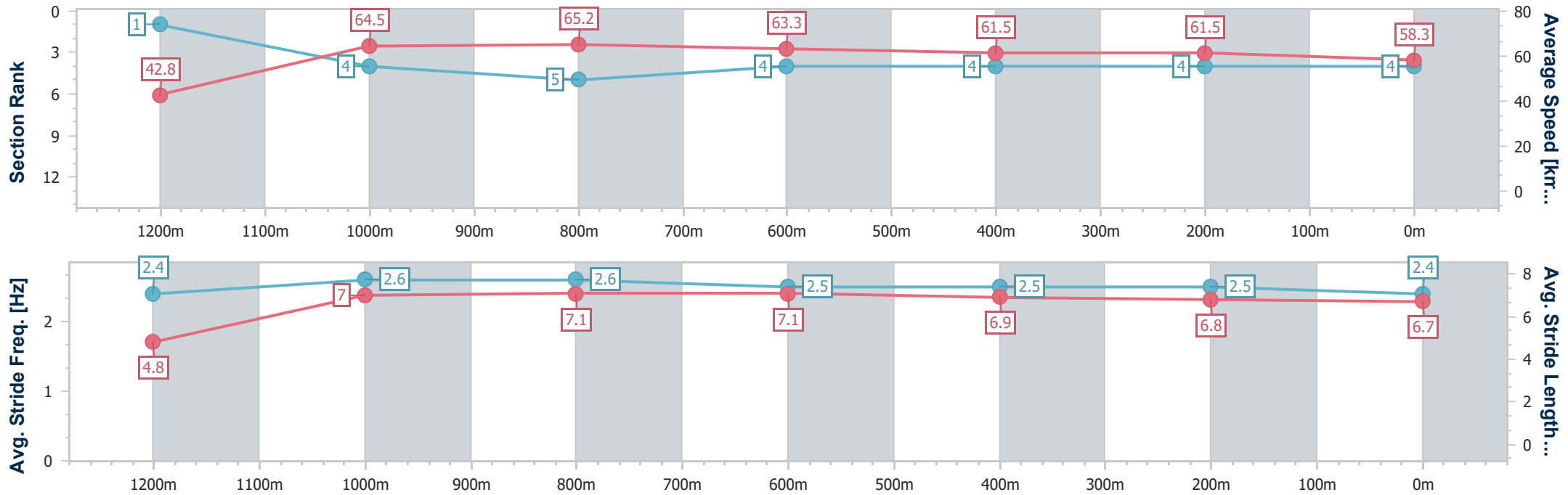
Race 6: Ladbrokes odds Surge 0 - 55 Handicap - 1300m

17 September 2024 - 16:20

Track Rating: Good 4, Weather: Overcast, Rail Position: +3m Entire



Section	Overall	1200m	1000m	800m	600m	400m	200m
Section Times	1:17.92 [4] (0:08.41)	1:09.51 [1] (0:11.23)	0:58.28 [4] (0:11.08)	0:47.20 [5] (0:11.36)	0:35.84 [4] (0:11.72)	0:24.12 [4] (0:11.77)	0:12.35 [4] (0:12.35)
Average Speed [km/h]	42.8	64.5	65.2	63.3	61.5	61.5	58.3
Top Speed [km/h]	63.5	66.5	66.5	64.4	62.5	62.4	61.3
Avg. Dist. to Rail [m]	6.7	2.4	1.0	0.4	0.9	3.2	3.8
Avg. Stride Freq. [Hz]	2.4	2.6	2.6	2.5	2.5	2.5	2.4
Avg. Stride Length [m]	4.8	7.0	7.1	7.1	6.9	6.8	6.7



- [] Ranking at each section and finish
- .-.- No data available at this section
- NA No data available



Horse/Jockey Name	Young Henry
Final Rank	5
Fastest Section Time (Section)	0:08.73 (Overall)
Top Speed [km/h] (Section)	65.9 (1200m)
Race State	Finished



Mackay QLD Professional

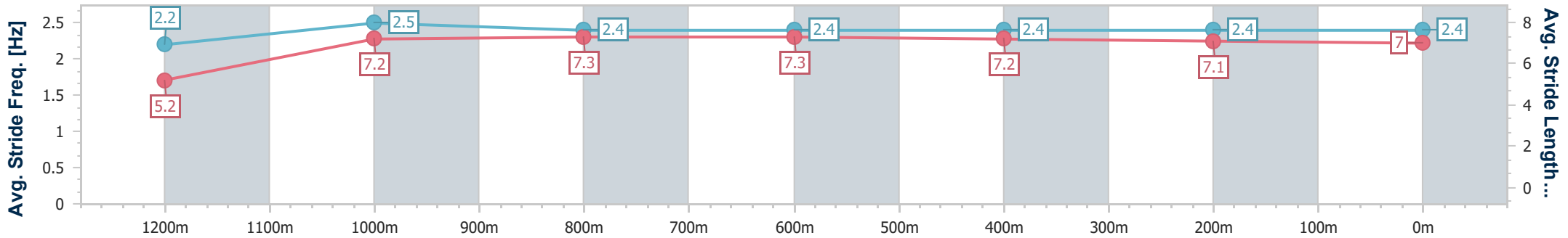
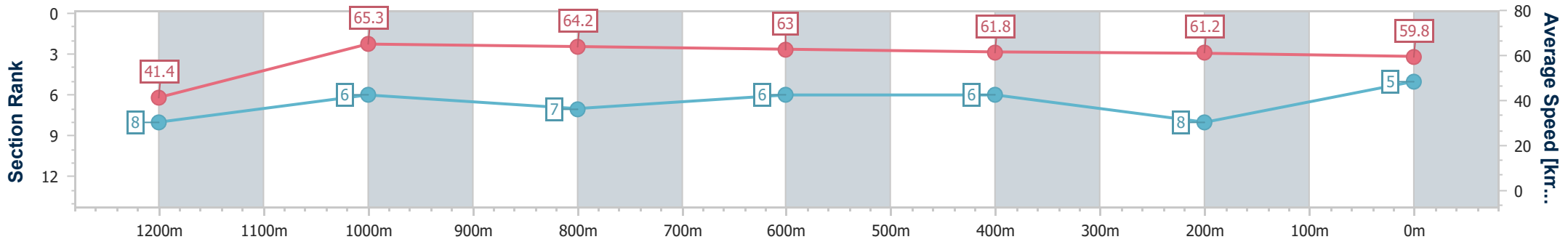
Race 6: Ladbrokes odds Surge 0 - 55 Handicap - 1300m

17 September 2024 - 16:20

Track Rating: Good 4, Weather: Overcast, Rail Position: +3m Entire



Section	Overall	1200m	1000m	800m	600m	400m	200m
Section Times	1:17.98 [5] (0:08.73)	1:09.25 [8] (0:11.06)	0:58.19 [6] (0:11.32)	0:46.87 [7] (0:11.44)	0:35.43 [6] (0:11.58)	0:23.85 [6] (0:11.78)	0:12.07 [8]
Average Speed [km/h]	41.4	65.3	64.2	63.0	61.8	61.2	59.8
Top Speed [km/h]	64.1	65.9	65.0	64.8	63.0	63.0	63.0
Avg. Dist. to Rail [m]	9.7	3.1	2.2	1.2	0.9	2.7	4.3
Avg. Stride Freq. [Hz]	2.2	2.5	2.4	2.4	2.4	2.4	2.4
Avg. Stride Length [m]	5.2	7.2	7.3	7.3	7.2	7.1	7.0



- [] Ranking at each section and finish
- .-.- No data available at this section
- NA No data available



Horse/Jockey Name	Seisme
Final Rank	6
Fastest Section Time (Section)	0:08.56 (Overall)
Top Speed [km/h] (Section)	67.4 (1000m)
Race State	Finished



Mackay QLD Professional

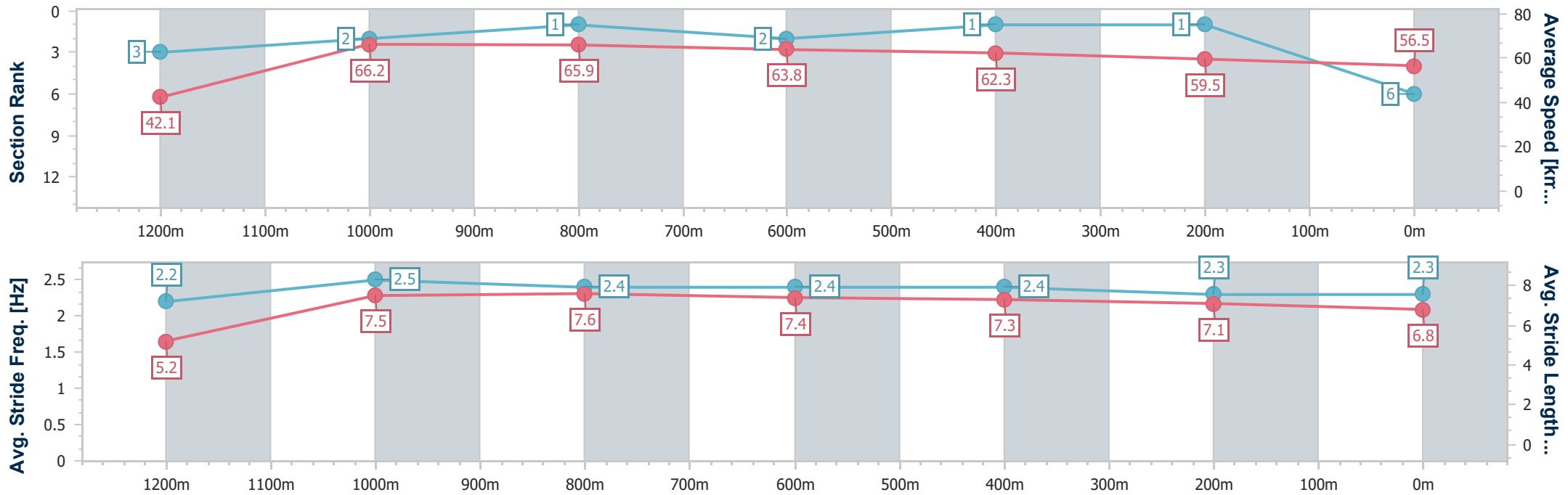
Race 6: Ladbrokes odds Surge 0 - 55 Handicap - 1300m

17 September 2024 - 16:20

Track Rating: Good 4, Weather: Overcast, Rail Position: +3m Entire



Section	Overall	1200m	1000m	800m	600m	400m	200m
Section Times	1:18.09 [6] (0:08.56)	1:09.53 [3] (0:10.93)	0:58.60 [2] (0:11.02)	0:47.58 [1] (0:11.31)	0:36.27 [2] (0:11.46)	0:24.81 [1] (0:12.07)	0:12.74 [1] (0:12.74)
Average Speed [km/h]	42.1	66.2	65.9	63.8	62.3	59.5	56.5
Top Speed [km/h]	65.1	67.3	67.4	65.2	63.8	61.1	59.1
Avg. Dist. to Rail [m]	10.9	4.5	1.5	1.1	0.9	0.5	0.8
Avg. Stride Freq. [Hz]	2.2	2.5	2.4	2.4	2.4	2.3	2.3
Avg. Stride Length [m]	5.2	7.5	7.6	7.4	7.3	7.1	6.8



- [] Ranking at each section and finish
- .-.- No data available at this section
- NA No data available



Horse/Jockey Name	Microwave Jenny
Final Rank	7
Fastest Section Time (Section)	0:08.56 (Overall)
Top Speed [km/h] (Section)	66.1 (1200m)
Race State	Finished



Mackay QLD Professional

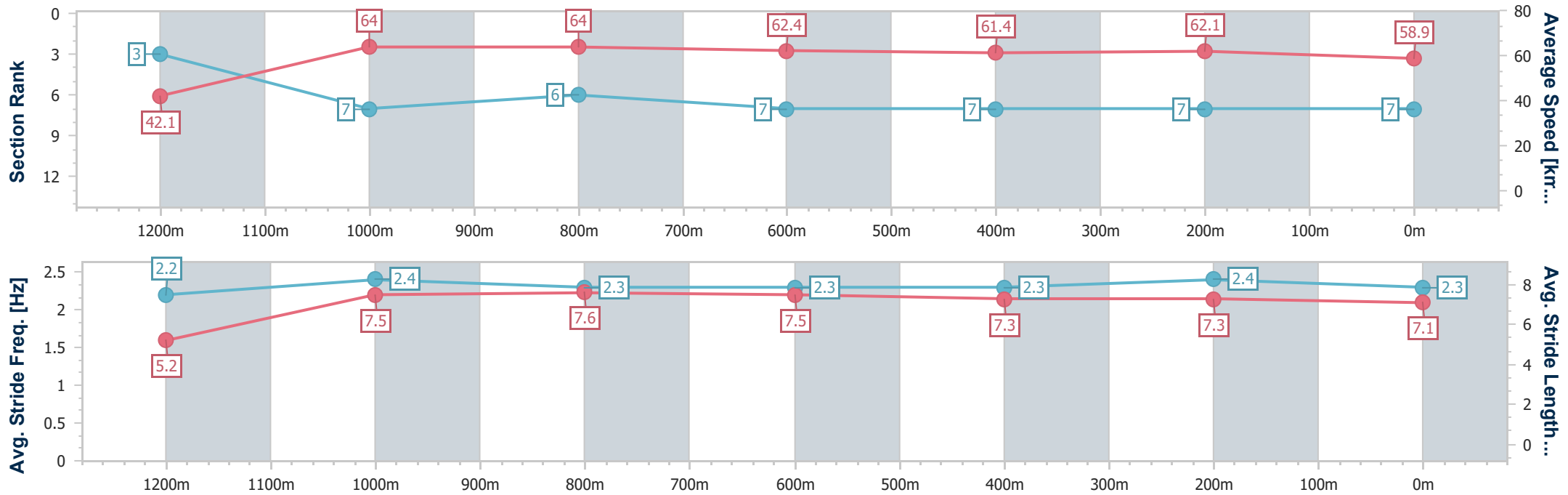
Race 6: Ladbrokes odds Surge 0 - 55 Handicap - 1300m

17 September 2024 - 16:20

Track Rating: Good 4, Weather: Overcast, Rail Position: +3m Entire



Section	Overall	1200m	1000m	800m	600m	400m	200m
Section Times	1:18.09 [7] (0:08.56)	1:09.53 [3] (0:11.25)	0:58.28 [7] (0:11.25)	0:47.03 [6] (0:11.52)	0:35.51 [7] (0:11.64)	0:23.87 [7] (0:11.63)	0:12.24 [7] (0:12.24)
Average Speed [km/h]	42.1	64.0	64.0	62.4	61.4	62.1	58.9
Top Speed [km/h]	60.5	66.1	65.3	63.9	62.0	63.0	62.6
Avg. Dist. to Rail [m]	3.2	0.8	0.3	0.8	0.7	1.5	1.0
Avg. Stride Freq. [Hz]	2.2	2.4	2.3	2.3	2.3	2.4	2.3
Avg. Stride Length [m]	5.2	7.5	7.6	7.5	7.3	7.3	7.1



- [] Ranking at each section and finish
- .-.- No data available at this section
- NA No data available



Horse/Jockey Name	Acoustix
Final Rank	8
Fastest Section Time (Section)	0:08.67 (Overall)
Top Speed [km/h] (Section)	68.3 (1000m)
Race State	Finished



Mackay QLD Professional

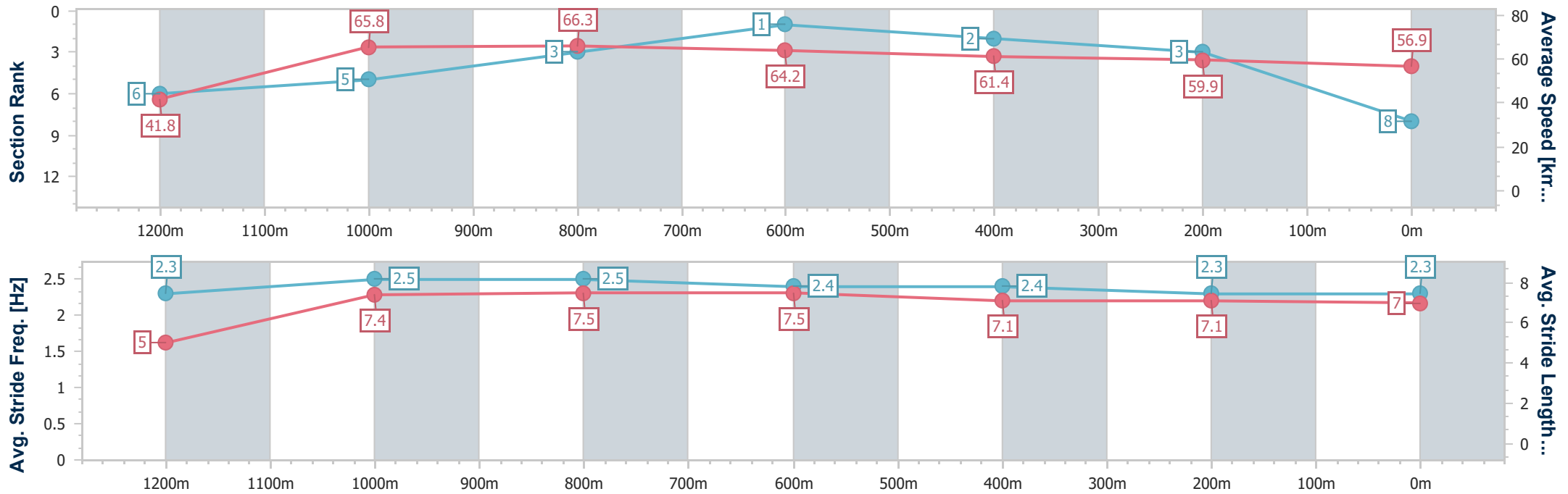
Race 6: Ladbrokes odds Surge 0 - 55 Handicap - 1300m

17 September 2024 - 16:20

Track Rating: Good 4, Weather: Overcast, Rail Position: +3m Entire



Section	Overall	1200m	1000m	800m	600m	400m	200m
Section Times	1:18.24 [8] (0:08.67)	1:09.57 [6] (0:10.98)	0:58.59 [5] (0:10.94)	0:47.65 [3] (0:11.22)	0:36.43 [1] (0:11.73)	0:24.70 [2] (0:12.00)	0:12.70 [3]
Average Speed [km/h]	41.8	65.8	66.3	64.2	61.4	59.9	56.9
Top Speed [km/h]	63.7	67.8	68.3	66.5	63.1	61.2	59.1
Avg. Dist. to Rail [m]	12.2	4.6	2.0	0.8	0.7	1.3	2.4
Avg. Stride Freq. [Hz]	2.3	2.5	2.5	2.4	2.4	2.3	2.3
Avg. Stride Length [m]	5.0	7.4	7.5	7.5	7.1	7.1	7.0



- [] Ranking at each section and finish
- .-.- No data available at this section
- NA No data available



Horse/Jockey Name	Another Dimension
Final Rank	9
Fastest Section Time (Section)	0:08.72 (Overall)
Top Speed [km/h] (Section)	65.5 (1200m)
Race State	Finished



Mackay QLD Professional

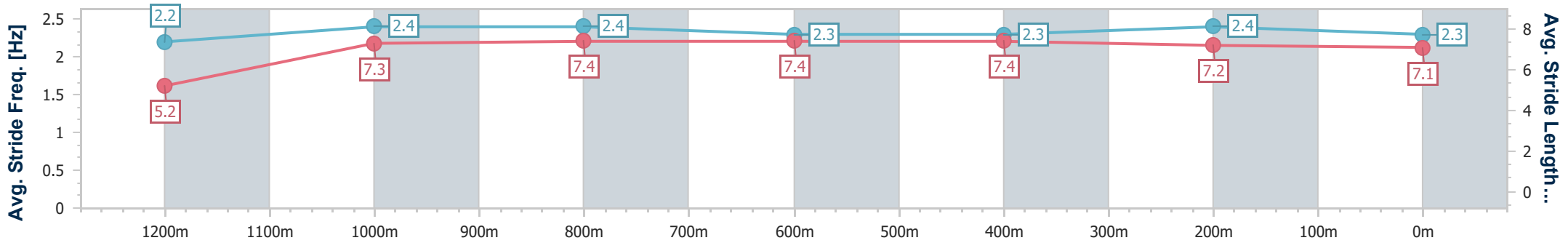
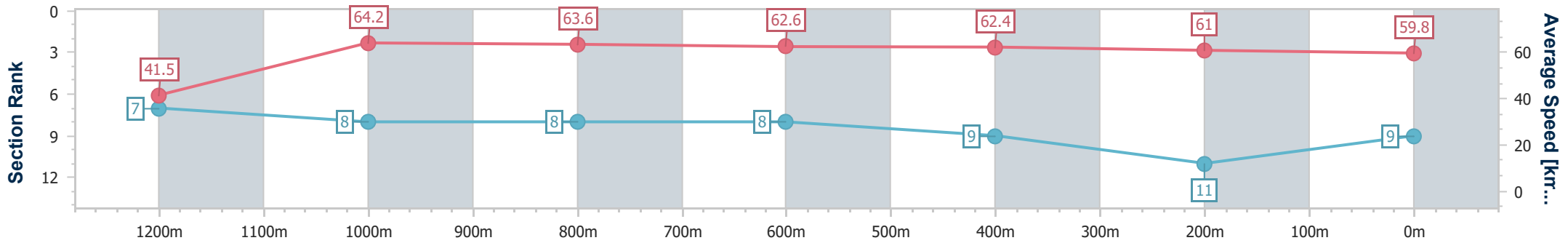
Race 6: Ladbrokes odds Surge 0 - 55 Handicap - 1300m

17 September 2024 - 16:20

Track Rating: Good 4, Weather: Overcast, Rail Position: +3m Entire



Section	Overall	1200m	1000m	800m	600m	400m	200m
Section Times	1:18.28 [9] (0:08.72)	1:09.56 [7] (0:11.22)	0:58.34 [8] (0:11.38)	0:46.96 [8] (0:11.51)	0:35.45 [8] (0:11.50)	0:23.95 [9] (0:11.85)	0:12.10 [11] (0:12.10)
Average Speed [km/h]	41.5	64.2	63.6	62.6	62.4	61.0	59.8
Top Speed [km/h]	62.2	65.5	65.1	63.8	63.4	61.9	62.6
Avg. Dist. to Rail [m]	6.4	1.8	0.9	0.9	0.7	2.7	4.1
Avg. Stride Freq. [Hz]	2.2	2.4	2.4	2.3	2.3	2.4	2.3
Avg. Stride Length [m]	5.2	7.3	7.4	7.4	7.4	7.2	7.1



- [] Ranking at each section and finish
- .-.- No data available at this section
- NA No data available



Horse/Jockey Name	Lanova
Final Rank	10
Fastest Section Time (Section)	0:08.79 (Overall)
Top Speed [km/h] (Section)	65.7 (1200m)
Race State	Finished



Mackay QLD Professional

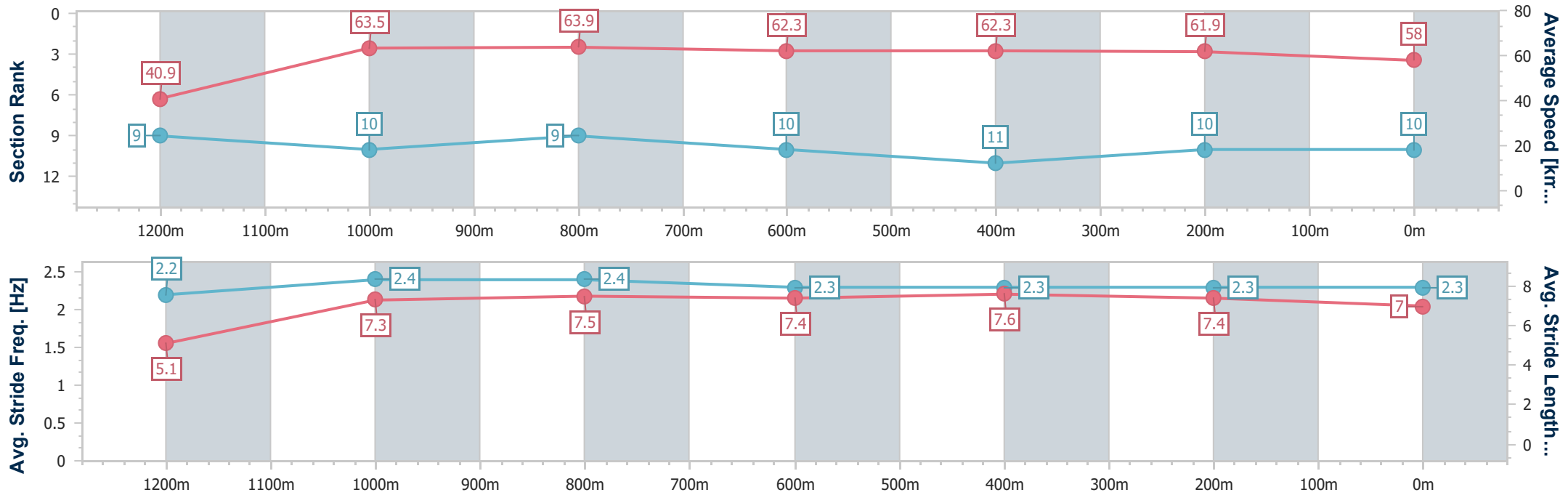
Race 6: Ladbrokes odds Surge 0 - 55 Handicap - 1300m

17 September 2024 - 16:20

Track Rating: Good 4, Weather: Overcast, Rail Position: +3m Entire



Section	Overall	1200m	1000m	800m	600m	400m	200m
Section Times	1:18.52 [10] (0:08.79)	1:09.73 [9] (0:11.36)	0:58.37 [10] (0:11.28)	0:47.09 [9] (0:11.52)	0:35.57 [10] (0:11.53)	0:24.04 [11] (0:11.66)	0:12.38 [10] (0:12.38)
Average Speed [km/h]	40.9	63.5	63.9	62.3	62.3	61.9	58.0
Top Speed [km/h]	59.9	65.7	65.5	64.0	63.6	63.2	61.7
Avg. Dist. to Rail [m]	5.4	1.4	0.7	0.4	0.8	2.1	1.9
Avg. Stride Freq. [Hz]	2.2	2.4	2.4	2.3	2.3	2.3	2.3
Avg. Stride Length [m]	5.1	7.3	7.5	7.4	7.6	7.4	7.0



- [] Ranking at each section and finish
- .-.- No data available at this section
- NA No data available



Horse/Jockey Name	Power Sister
Final Rank	11
Fastest Section Time (Section)	0:08.46 (Overall)
Top Speed [km/h] (Section)	67.8 (1200m)
Race State	Finished



Mackay QLD Professional

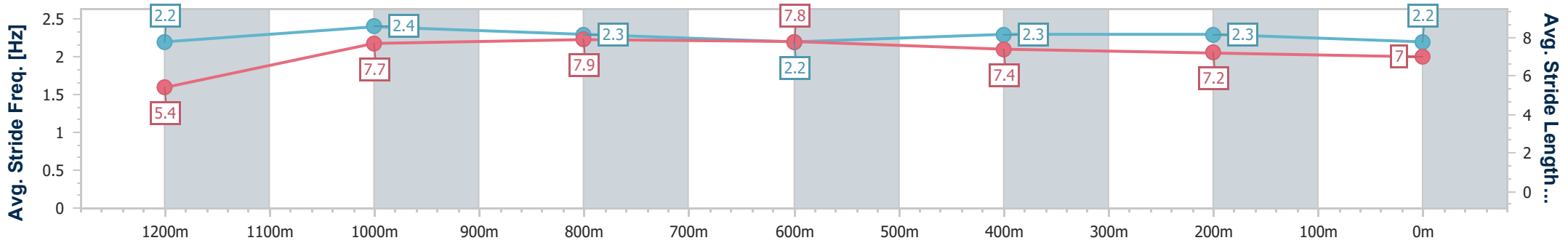
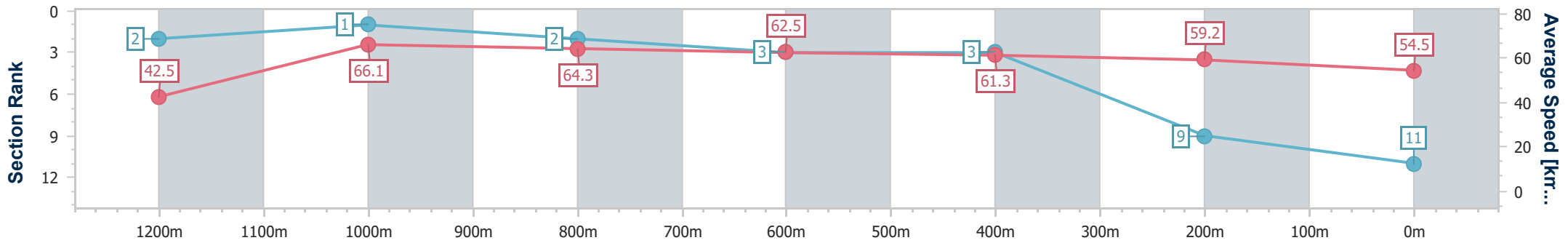
Race 6: Ladbrokes odds Surge 0 - 55 Handicap - 1300m

17 September 2024 - 16:20

Track Rating: Good 4, Weather: Overcast, Rail Position: +3m Entire



Section	Overall	1200m	1000m	800m	600m	400m	200m
Section Times	1:19.18 [11] (0:08.46)	1:10.72 [2] (0:10.94)	0:59.78 [1] (0:11.14)	0:48.64 [2] (0:11.47)	0:37.17 [3] (0:11.74)	0:25.43 [3] (0:12.22)	0:13.21 [9] (0:13.21)
Average Speed [km/h]	42.5	66.1	64.3	62.5	61.3	59.2	54.5
Top Speed [km/h]	64.2	67.8	65.4	63.7	61.8	60.9	57.0
Avg. Dist. to Rail [m]	8.6	2.1	0.6	0.7	0.7	1.5	1.5
Avg. Stride Freq. [Hz]	2.2	2.4	2.3	2.2	2.3	2.3	2.2
Avg. Stride Length [m]	5.4	7.7	7.9	7.8	7.4	7.2	7.0



- [] Ranking at each section and finish
- .-.- No data available at this section
- NA No data available