

Track Rating: Good 4, Weather: Overcast, Rail Position: +3m Entire

Section		Overall	1400m	1200m	1000m	800m	600m	400m	Last 600m				
Field Times		1:35.23 (0:12.14)	1:23.09 (0:11.43)	1:11.66 (0:11.33)	1:00.33 (0:11.87)	0:48.46 (0:12.00)	0:36.46 (0:12.23)	0:24.23 (0:12.22)	0:36.46				
Rank	TAB Horse/Jockey	Barrier	Top Speed [km/h]	Fastest Section									Distance Travelled [m]
1	6 GIGI FILLE Scott Sheargold	6	63.7 1400m	0:11.56 1200m	1:35.23 [1] (0:12.53)	1:22.70 [7] (0:11.59)	1:11.11 [8] (0:11.56)	0:59.55 [8] (0:11.75)	0:47.80 [7] (0:11.84)	0:35.96 [7] (0:12.26)	0:23.70 [6] (0:11.69)	0:35.96	
2	5 YA LOVE HER Michael Murphy	11	68.6 Overall	0:11.30 1400m	1:35.75 [2] (0:12.47)	1:23.28 [5] (0:11.30)	1:11.98 [4] (0:11.42)	1:00.56 [4] (0:11.74)	0:48.82 [3] (0:12.04)	0:36.78 [3] (0:12.34)	0:24.44 [4] (0:12.09)	0:36.78	+7
3	3 HADMYTIME Justin Stanley	1	64.1 1400m	0:11.42 1400m	1:35.75 [3] (0:12.56)	1:23.19 [8] (0:11.42)	1:11.77 [7] (0:11.43)	1:00.34 [6] (0:11.79)	0:48.55 [6] (0:11.86)	0:36.69 [4] (0:12.19)	0:24.50 [2] (0:12.01)	0:36.69	-2
4	8 QUEENBEEL Leah Martyn	5	64.5 1400m	0:11.52 1200m	1:35.76 [4] (0:12.92)	1:22.84 [10] (0:11.62)	1:11.22 [10] (0:11.52)	0:59.70 [10] (0:11.81)	0:47.89 [11] (0:11.85)	0:36.04 [10] (0:12.07)	0:23.97 [11] (0:11.87)	0:36.04	-7
5	2 FIGHTING EDGE Chelsea Jokic	9	64.5 1400m	0:11.49 1200m	1:35.89 [5] (0:13.10)	1:22.79 [11] (0:11.52)	1:11.27 [11] (0:11.49)	0:59.78 [11] (0:11.74)	0:48.04 [10] (0:11.99)	0:36.05 [11] (0:11.95)	0:24.10 [10] (0:11.82)	0:36.05	+3
6	7 MOON OVER MATILDA Sean Cormack	3	64.5 1400m	0:11.39 1200m	1:35.91 [6] (0:12.29)	1:23.62 [4] (0:11.54)	1:12.08 [5] (0:11.39)	1:00.69 [5] (0:11.96)	0:48.73 [4] (0:11.99)	0:36.74 [5] (0:12.18)	0:24.56 [5] (0:11.92)	0:36.74	+6
7	1 ARIK LAD Nathan Thomas	8	63.5 1400m	0:11.47 1200m	1:36.04 [7] (0:12.73)	1:23.31 [9] (0:11.61)	1:11.70 [9] (0:11.47)	1:00.23 [9] (0:11.75)	0:48.48 [9] (0:12.01)	0:36.47 [9] (0:12.06)	0:24.41 [9] (0:11.97)	0:36.47	+4
8	11 SUPEEDO GONZALES Justin Huxtable	10	65.9 1400m	0:11.40 1400m	1:36.27 [8] (0:12.50)	1:23.77 [6] (0:11.40)	1:12.37 [6] (0:11.59)	1:00.78 [7] (0:11.94)	0:48.84 [7] (0:11.94)	0:36.90 [8] (0:12.19)	0:24.71 [7] (0:11.94)	0:36.90	+8
9	12 FAIRYBOWER FLYER Jackson Murphy	2	64.6 1400m	0:11.33 1200m	1:37.04 [9] (0:12.14)	1:24.90 [1] (0:11.43)	1:13.47 [1] (0:11.33)	1:02.14 [1] (0:11.87)	0:50.27 [1] (0:12.00)	0:38.27 [1] (0:12.23)	0:26.04 [1] (0:12.36)	0:38.27	+2
10	4 RUN FREDDIE RUN Ryan Wiggins	7	66.1 1200m	0:11.38 1200m	1:37.39 [10] (0:12.25)	1:25.14 [3] (0:11.52)	1:13.62 [3] (0:11.38)	1:02.24 [3] (0:12.03)	0:50.21 [5] (0:12.04)	0:38.17 [6] (0:12.38)	0:25.79 [8] (0:12.22)	0:38.17	+6

Scratched: Spring's Gift (#9)



Mackay QLD Professional

Race 4: Ladbrokes Racing Club Maiden Plate - 1560m

17 September 2024 - 15:11



MACKAY TURF CLUB

Ooralea Racecourse

Track Rating: Good 4, Weather: Overcast, Rail Position: +3m Entire

Section	Overall	1400m	1200m	1000m	800m	600m	400m	Last 600m
Field Times	1:35.23 (0:12.14)	1:23.09 (0:11.43)	1:11.66 (0:11.33)	1:00.33 (0:11.87)	0:48.46 (0:12.00)	0:36.46 (0:12.23)	0:24.23 (0:12.22)	0:36.46

Rank	TAB	Horse/Jockey	Barrier	Top Speed [km/h]	Fastest Section	Overall	1400m	1200m	1000m	800m	600m	400m	Last 600m	Distance Travelled [m]
11	10	TWO OF US Nikki Olzard	12	65.0 1400m	0:11.28 1200m	1:37.93 [11] (0:12.23)	1:25.70 [2] (0:11.47)	1:14.23 [2] (0:11.28)	1:02.95 [2] (0:11.88)	0:51.07 [2] (0:12.04)	0:39.03 [2] (0:12.39)	0:26.64 [3] (0:12.74)	0:39.03	-3

Scratched: Spring's Gift (#9)

[] Ranking at each section and finish
 -:-:- No data available at this section
 NA No data available

SCN Saddle cloth number
 DNF Did not finish
 DNT Did not track



Mackay QLD Professional

Race 4: Ladbrokes Racing Club Maiden Plate - 1560m

17 September 2024 - 15:11



MACKAY TURF CLUB
Ooralea Racecourse

Track Rating: Good 4, Weather: Overcast, Rail Position: +3m Entire

Section							200m			Last 600m
Field Times							0:12.01			0:36.46
Rank	TAB	Horse/Jockey	Barrier	Top Speed [km/h]	Fastest Section	Margin				Distance Travelled [m]
1	6	GIGI FILLE Scott Sheargold	6	63.7 1400m	0:11.56 1200m	0:12.01 [1] (0:12.01)	1:35.23		0:35.96	
2	5	YA LOVE HER Michael Murphy	11	68.6 Overall	0:11.30 1400m	0:12.35 [5] (0:12.35)	3.05L		0:36.78	+7
3	3	HADMYTIME Justin Stanley	1	64.1 1400m	0:11.42 1400m	0:12.49 [2] (0:12.49)	3.06L		0:36.69	-2
4	8	QUEENBEEL Leah Martyn	5	64.5 1400m	0:11.52 1200m	0:12.10 [9] (0:12.10)	3.12L		0:36.04	-7
5	2	FIGHTING EDGE Chelsea Jokic	9	64.5 1400m	0:11.49 1200m	0:12.28 [8] (0:12.28)	3.89L		0:36.05	+3
6	7	MOON OVER MATILDA Sean Cormack	3	64.5 1400m	0:11.39 1200m	0:12.64 [3] (0:12.64)	3.99L		0:36.74	+6
7	1	ARIK LAD Nathan Thomas	8	63.5 1400m	0:11.47 1200m	0:12.44 [7] (0:12.44)	4.78L		0:36.47	+4
8	11	SUPEEDO GONZALES Justin Huxtable	10	65.9 1400m	0:11.40 1400m	0:12.77 [6] (0:12.77)	6.14L		0:36.90	+8
9	12	FAIRYBOWER FLYER Jackson Murphy	2	64.6 1400m	0:11.33 1200m	0:13.68 [4] (0:13.68)	10.67L		0:38.27	+2
10	4	RUN FREDDIE RUN Ryan Wiggins	7	66.1 1200m	0:11.38 1200m	0:13.57 [10] (0:13.57)	12.68L		0:38.17	+6

Scratched: Spring's Gift (#9)

[] Ranking at each section and finish
 -:-:- No data available at this section
 NA No data available

SCN Saddle cloth number
 DNF Did not finish
 DNT Did not track



Mackay QLD Professional

Race 4: Ladbrokes Racing Club Maiden Plate - 1560m

17 September 2024 - 15:11



MACKAY TURF CLUB

Ooralea Racecourse

Track Rating: Good 4, Weather: Overcast, Rail Position: +3m Entire

Section				200m				Last 600m		
Field Times				0:12.01 (0:12.01)				0:36.46		
Rank	TAB	Horse/Jockey	Barrier	Top Speed [km/h]	Fastest Section	Margin			Distance Travelled [m]	
11	10	TWO OF US	12	65.0	0:11.28	0:13.90 [11]	15.92L		0:39.03	-3
		Nikki Olzard		1400m	1200m	(0:13.90)				

Scratched: Spring's Gift (#9)

[] Ranking at each section and finish
 -:-:- No data available at this section
 NA No data available

SCN Saddle cloth number
 DNF Did not finish
 DNT Did not track



Horse/Jockey Name	Gigi Fille
Final Rank	1
Fastest Section Time (Section)	0:11.56 (1200m)
Top Speed [km/h] (Section)	63.7 (1400m)
Race State	Finished



Mackay QLD Professional

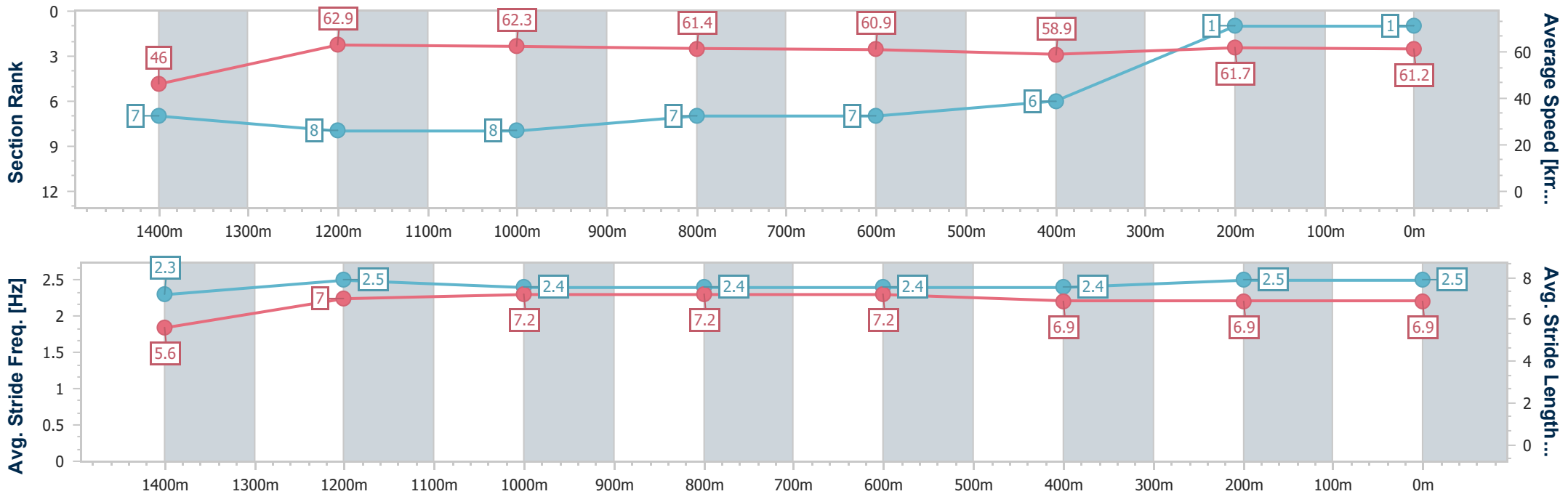
Race 4: Ladbrokes Racing Club Maiden Plate - 1560m

17 September 2024 - 15:11



Track Rating: Good 4, Weather: Overcast, Rail Position: +3m Entire

Section	Overall	1400m	1200m	1000m	800m	600m	400m	200m
Section Times	1:35.23 [1] (0:12.53)	1:22.70 [7] (0:11.59)	1:11.11 [8] (0:11.56)	0:59.55 [8] (0:11.75)	0:47.80 [7] (0:11.84)	0:35.96 [7] (0:12.26)	0:23.70 [6] (0:11.69)	0:12.01 [1] (0:12.01)
Average Speed [km/h]	46.0	62.9	62.3	61.4	60.9	58.9	61.7	61.2
Top Speed [km/h]	62.5	63.7	63.6	63.0	61.8	60.1	63.1	63.1
Avg. Dist. to Rail [m]	3.0	2.1	0.9	0.4	0.6	0.6	1.0	1.0
Avg. Stride Freq. [Hz]	2.3	2.5	2.4	2.4	2.4	2.4	2.5	2.5
Avg. Stride Length [m]	5.6	7.0	7.2	7.2	7.2	6.9	6.9	6.9



- [] Ranking at each section and finish
- .-.- No data available at this section
- NA No data available



Horse/Jockey Name	Ya Love Her
Final Rank	2
Fastest Section Time (Section)	0:11.30 (1400m)
Top Speed [km/h] (Section)	68.6 (Overall)
Race State	Finished



Mackay QLD Professional

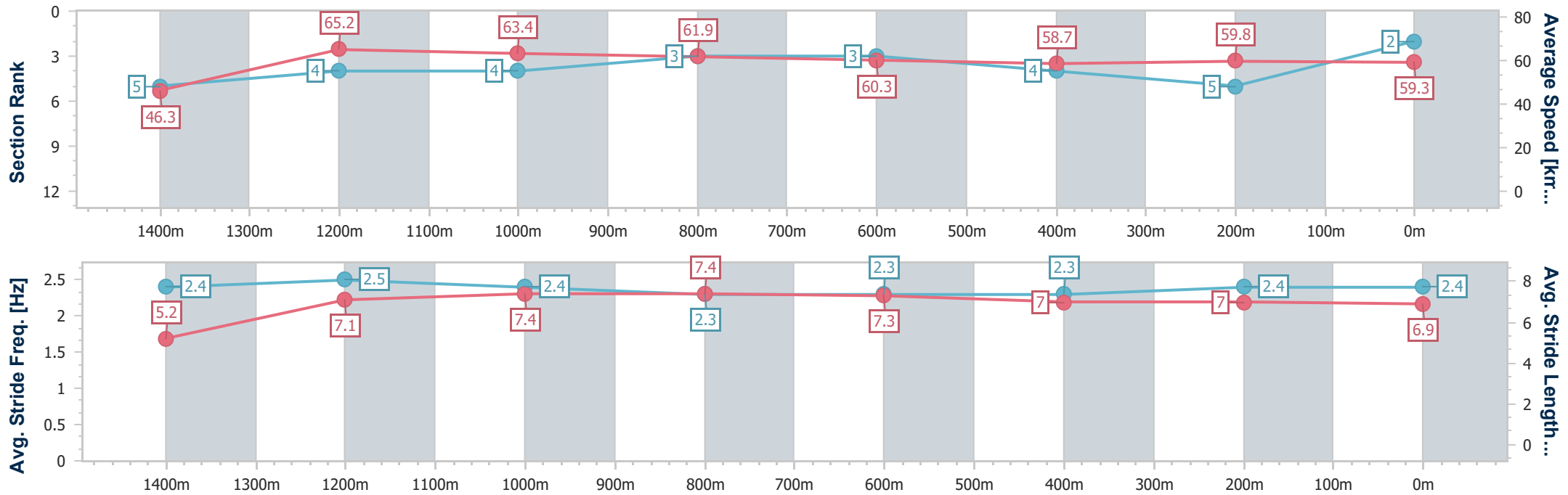
Race 4: Ladbrokes Racing Club Maiden Plate - 1560m

17 September 2024 - 15:11



Track Rating: Good 4, Weather: Overcast, Rail Position: +3m Entire

Section	Overall	1400m	1200m	1000m	800m	600m	400m	200m
Section Times	1:35.75 [2] (0:12.47)	1:23.28 [5] (0:11.30)	1:11.98 [4] (0:11.42)	1:00.56 [4] (0:11.74)	0:48.82 [3] (0:12.04)	0:36.78 [3] (0:12.34)	0:24.44 [4] (0:12.09)	0:12.35 [5] (0:12.35)
Average Speed [km/h]	46.3	65.2	63.4	61.9	60.3	58.7	59.8	59.3
Top Speed [km/h]	68.6	65.8	64.4	62.7	61.2	59.9	60.9	60.6
Avg. Dist. to Rail [m]	8.6	4.8	3.5	2.8	2.4	1.4	3.2	5.2
Avg. Stride Freq. [Hz]	2.4	2.5	2.4	2.3	2.3	2.3	2.4	2.4
Avg. Stride Length [m]	5.2	7.1	7.4	7.4	7.3	7.0	7.0	6.9



- [] Ranking at each section and finish
- .-.- No data available at this section
- NA No data available



Horse/Jockey Name	Hadmytime
Final Rank	3
Fastest Section Time (Section)	0:11.42 (1400m)
Top Speed [km/h] (Section)	64.1 (1400m)
Race State	Finished



Mackay QLD Professional

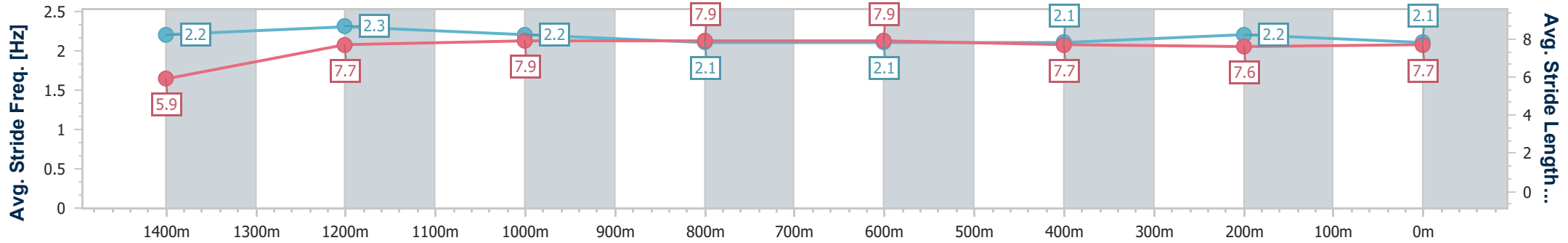
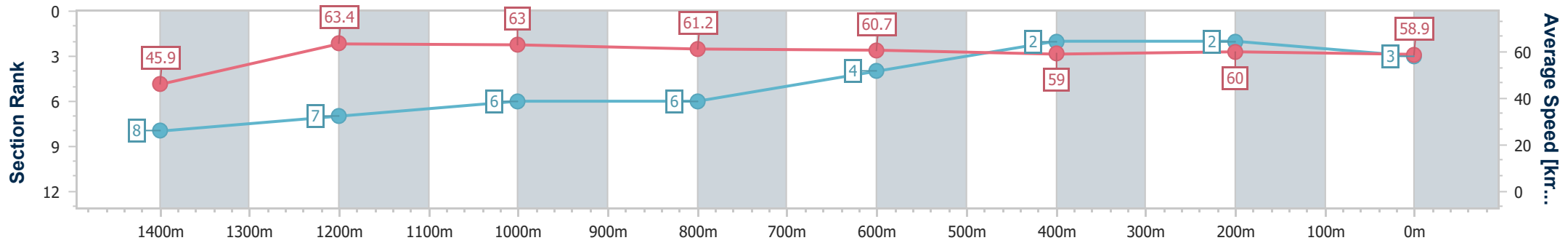
Race 4: Ladbrokes Racing Club Maiden Plate - 1560m

17 September 2024 - 15:11



Track Rating: Good 4, Weather: Overcast, Rail Position: +3m Entire

Section	Overall	1400m	1200m	1000m	800m	600m	400m	200m
Section Times	1:35.75 [3] (0:12.56)	1:23.19 [8] (0:11.42)	1:11.77 [7] (0:11.43)	1:00.34 [6] (0:11.79)	0:48.55 [6] (0:11.86)	0:36.69 [4] (0:12.19)	0:24.50 [2] (0:12.01)	0:12.49 [2] (0:12.49)
Average Speed [km/h]	45.9	63.4	63.0	61.2	60.7	59.0	60.0	58.9
Top Speed [km/h]	62.7	64.1	63.7	62.9	61.7	59.9	60.8	60.0
Avg. Dist. to Rail [m]	1.2	1.4	1.2	0.7	0.5	0.4	2.5	4.3
Avg. Stride Freq. [Hz]	2.2	2.3	2.2	2.1	2.1	2.1	2.2	2.1
Avg. Stride Length [m]	5.9	7.7	7.9	7.9	7.9	7.7	7.6	7.7



- [] Ranking at each section and finish
- .-.- No data available at this section
- NA No data available



Horse/Jockey Name	Queenbeel
Final Rank	4
Fastest Section Time (Section)	0:11.52 (1200m)
Top Speed [km/h] (Section)	64.5 (1400m)
Race State	Finished



Mackay QLD Professional

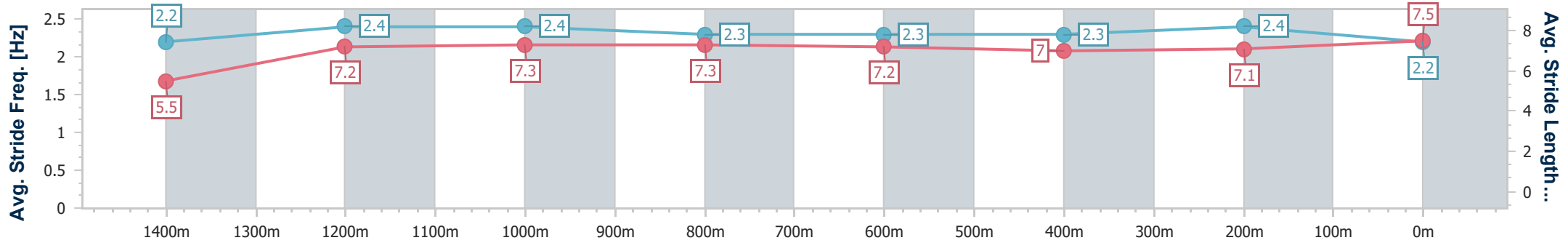
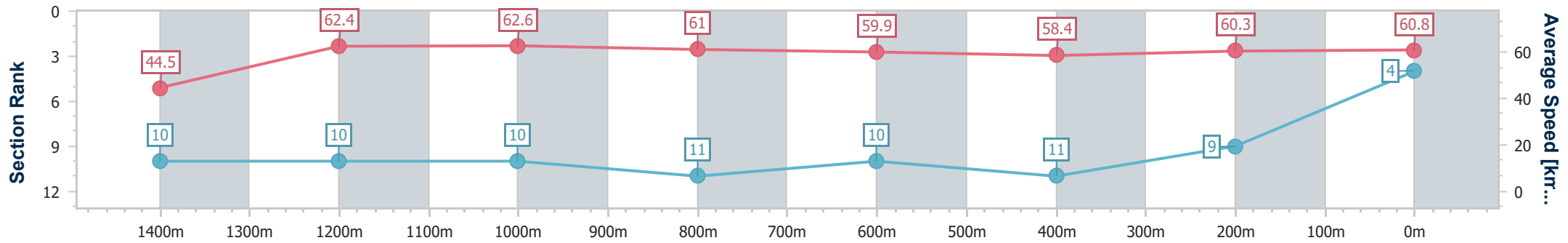
Race 4: Ladbrokes Racing Club Maiden Plate - 1560m

17 September 2024 - 15:11



Track Rating: Good 4, Weather: Overcast, Rail Position: +3m Entire

Section	Overall	1400m	1200m	1000m	800m	600m	400m	200m
Section Times	1:35.76 [4] (0:12.92)	1:22.84 [10] (0:11.62)	1:11.22 [10] (0:11.52)	0:59.70 [10] (0:11.81)	0:47.89 [11] (0:11.85)	0:36.04 [10] (0:12.07)	0:23.97 [11] (0:11.87)	0:12.10 [9] (0:12.10)
Average Speed [km/h]	44.5	62.4	62.6	61.0	59.9	58.4	60.3	60.8
Top Speed [km/h]	61.9	64.5	63.9	63.0	60.3	60.9	61.9	60.9
Avg. Dist. to Rail [m]	3.2	1.4	0.8	0.9	3.0	2.9	2.0	2.9
Avg. Stride Freq. [Hz]	2.2	2.4	2.4	2.3	2.3	2.3	2.4	2.2
Avg. Stride Length [m]	5.5	7.2	7.3	7.3	7.2	7.0	7.1	7.5



- [] Ranking at each section and finish
- .-.- No data available at this section
- NA No data available



Horse/Jockey Name	Fighting Edge
Final Rank	5
Fastest Section Time (Section)	0:11.49 (1200m)
Top Speed [km/h] (Section)	64.5 (1400m)
Race State	Finished



Mackay QLD Professional

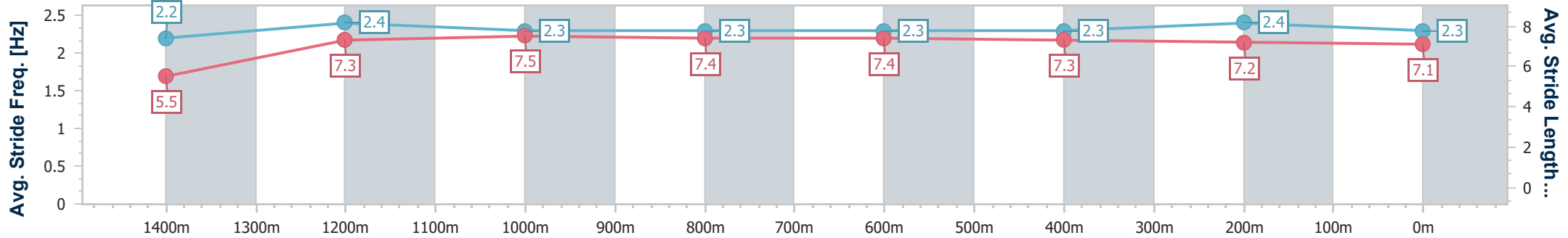
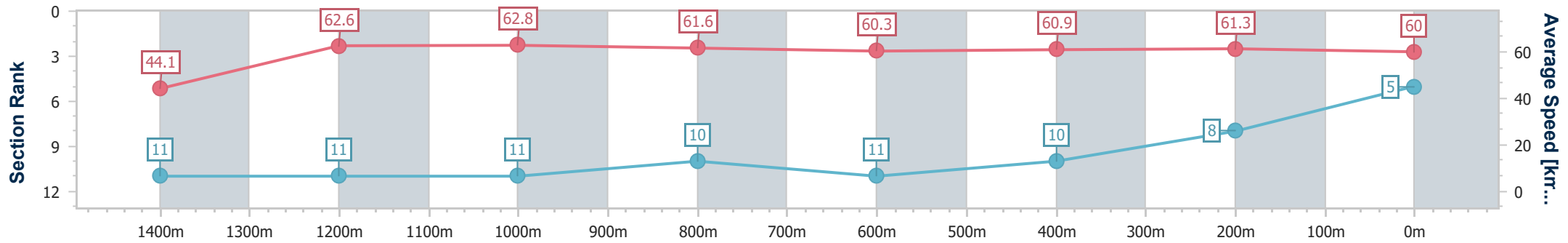
Race 4: Ladbrokes Racing Club Maiden Plate - 1560m

17 September 2024 - 15:11



Track Rating: Good 4, Weather: Overcast, Rail Position: +3m Entire

Section	Overall	1400m	1200m	1000m	800m	600m	400m	200m
Section Times	1:35.89 [5] (0:13.10)	1:22.79 [11] (0:11.52)	1:11.27 [11] (0:11.49)	0:59.78 [11] (0:11.74)	0:48.04 [10] (0:11.99)	0:36.05 [11] (0:11.95)	0:24.10 [10] (0:11.82)	0:12.28 [8] (0:12.28)
Average Speed [km/h]	44.1	62.6	62.8	61.6	60.3	60.9	61.3	60.0
Top Speed [km/h]	61.6	64.5	64.2	63.6	61.4	62.1	62.2	61.1
Avg. Dist. to Rail [m]	5.9	1.1	0.8	1.3	1.1	1.5	6.9	10.7
Avg. Stride Freq. [Hz]	2.2	2.4	2.3	2.3	2.3	2.3	2.4	2.3
Avg. Stride Length [m]	5.5	7.3	7.5	7.4	7.4	7.3	7.2	7.1



- [] Ranking at each section and finish
- .-.- No data available at this section
- NA No data available



Horse/Jockey Name	Moon Over Matilda
Final Rank	6
Fastest Section Time (Section)	0:11.39 (1200m)
Top Speed [km/h] (Section)	64.5 (1400m)
Race State	Finished



Mackay QLD Professional

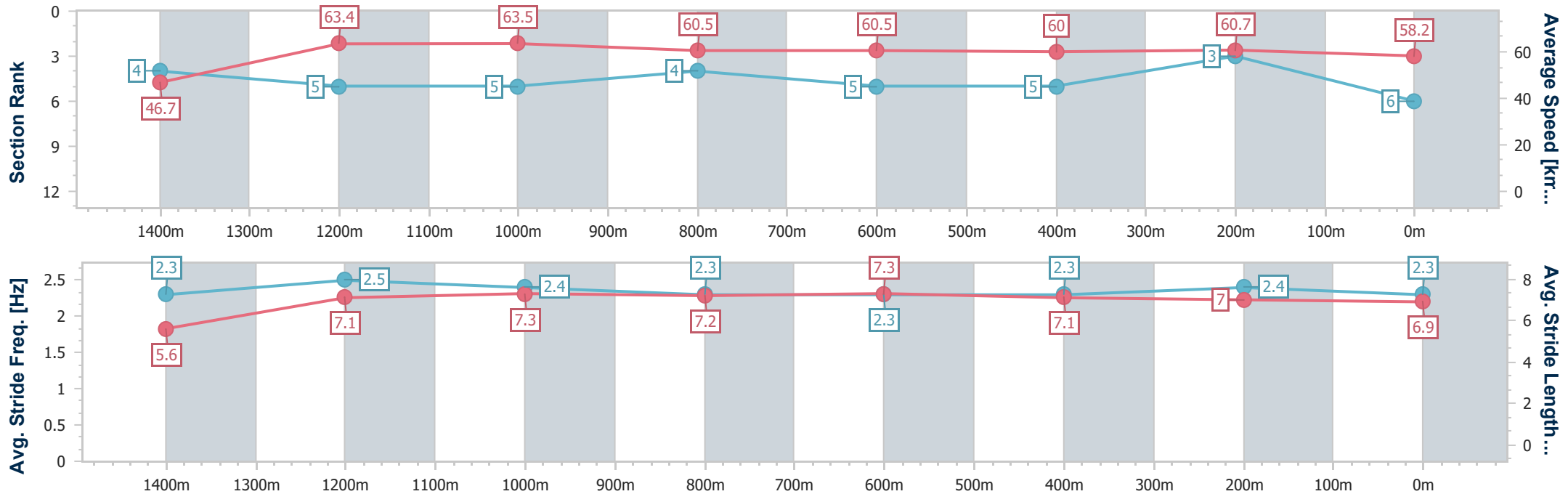
Race 4: Ladbrokes Racing Club Maiden Plate - 1560m

17 September 2024 - 15:11



Track Rating: Good 4, Weather: Overcast, Rail Position: +3m Entire

Section	Overall	1400m	1200m	1000m	800m	600m	400m	200m
Section Times	1:35.91 [6] (0:12.29)	1:23.62 [4] (0:11.54)	1:12.08 [5] (0:11.39)	1:00.69 [5] (0:11.96)	0:48.73 [4] (0:11.99)	0:36.74 [5] (0:12.18)	0:24.56 [5] (0:11.92)	0:12.64 [3] (0:12.64)
Average Speed [km/h]	46.7	63.4	63.5	60.5	60.5	60.0	60.7	58.2
Top Speed [km/h]	62.3	64.5	63.9	61.5	60.9	61.1	62.4	60.8
Avg. Dist. to Rail [m]	2.9	2.8	1.9	1.8	1.9	1.8	5.1	8.0
Avg. Stride Freq. [Hz]	2.3	2.5	2.4	2.3	2.3	2.3	2.4	2.3
Avg. Stride Length [m]	5.6	7.1	7.3	7.2	7.3	7.1	7.0	6.9



- [] Ranking at each section and finish
- .-.- No data available at this section
- NA No data available



Horse/Jockey Name	Arik Lad
Final Rank	7
Fastest Section Time (Section)	0:11.47 (1200m)
Top Speed [km/h] (Section)	63.5 (1400m)
Race State	Finished



Mackay QLD Professional

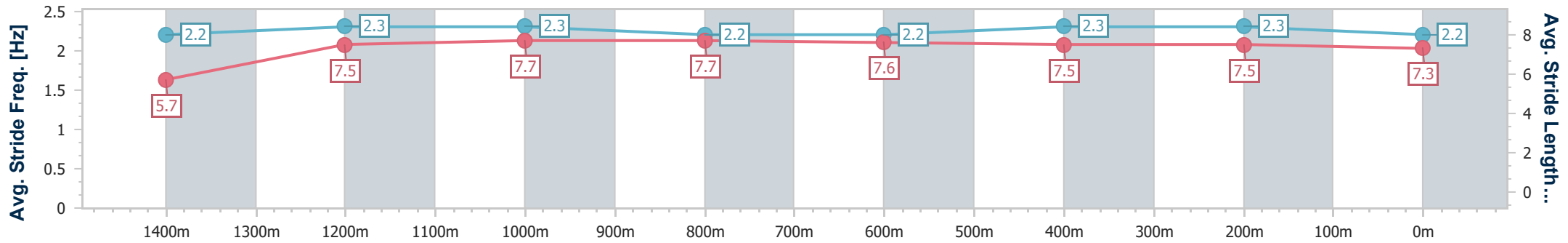
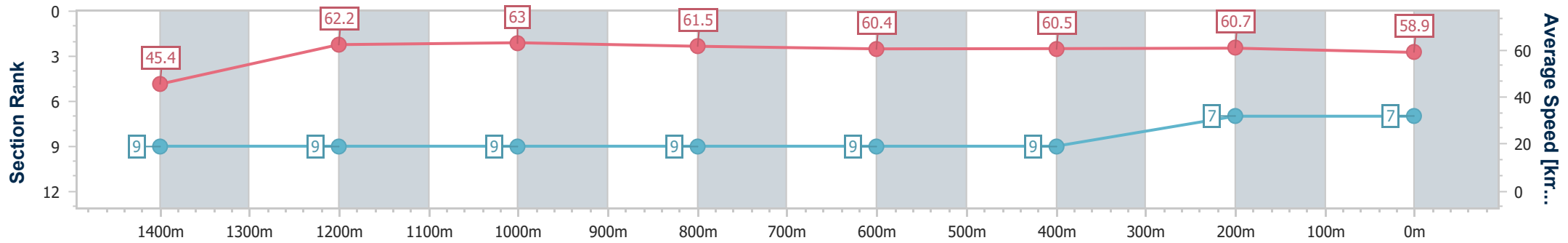
Race 4: Ladbrokes Racing Club Maiden Plate - 1560m

17 September 2024 - 15:11



Track Rating: Good 4, Weather: Overcast, Rail Position: +3m Entire

Section	Overall	1400m	1200m	1000m	800m	600m	400m	200m
Section Times	1:36.04 [7] (0:12.73)	1:23.31 [9] (0:11.61)	1:11.70 [9] (0:11.47)	1:00.23 [9] (0:11.75)	0:48.48 [9] (0:12.01)	0:36.47 [9] (0:12.06)	0:24.41 [9] (0:11.97)	0:12.44 [7] (0:12.44)
Average Speed [km/h]	45.4	62.2	63.0	61.5	60.4	60.5	60.7	58.9
Top Speed [km/h]	61.4	63.5	63.4	63.1	61.8	62.0	61.1	60.7
Avg. Dist. to Rail [m]	5.0	1.2	1.1	1.7	2.3	2.1	4.1	6.0
Avg. Stride Freq. [Hz]	2.2	2.3	2.3	2.2	2.2	2.3	2.3	2.2
Avg. Stride Length [m]	5.7	7.5	7.7	7.7	7.6	7.5	7.5	7.3



- [] Ranking at each section and finish
- .-.- No data available at this section
- NA No data available



Horse/Jockey Name	Supeedo Gonzales
Final Rank	8
Fastest Section Time (Section)	0:11.40 (1400m)
Top Speed [km/h] (Section)	65.9 (1400m)
Race State	Finished



Mackay QLD Professional

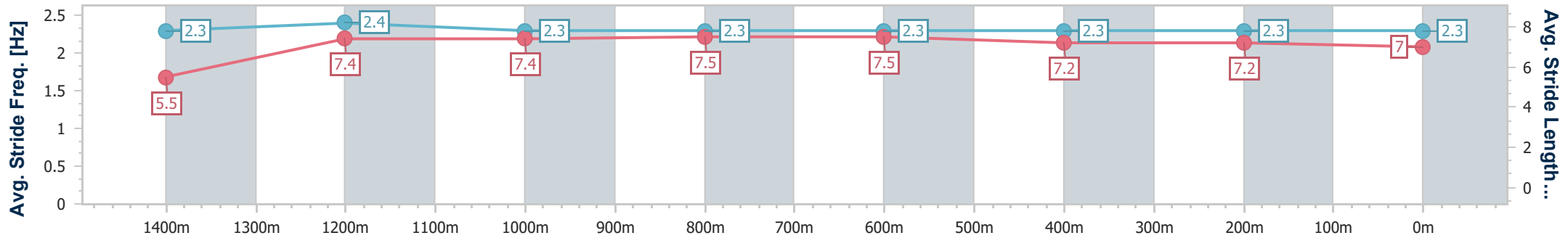
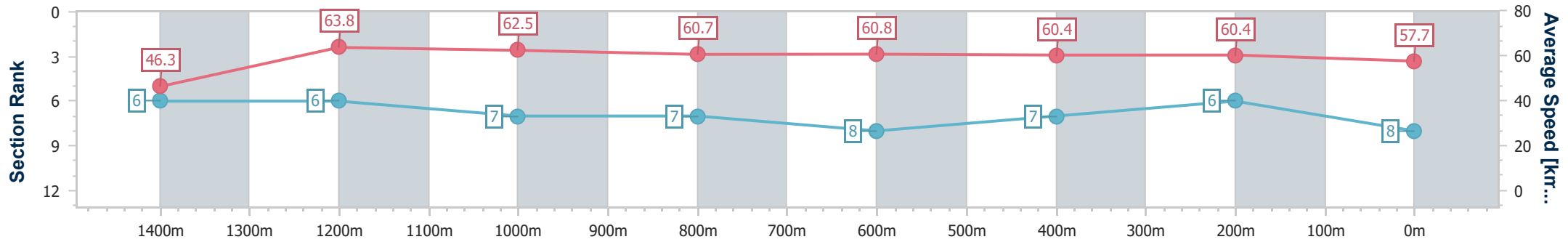
Race 4: Ladbrokes Racing Club Maiden Plate - 1560m

17 September 2024 - 15:11



Track Rating: Good 4, Weather: Overcast, Rail Position: +3m Entire

Section	Overall	1400m	1200m	1000m	800m	600m	400m	200m
Section Times	1:36.27 [8] (0:12.50)	1:23.77 [6] (0:11.40)	1:12.37 [6] (0:11.59)	1:00.78 [7] (0:11.94)	0:48.84 [7] (0:11.94)	0:36.90 [8] (0:12.19)	0:24.71 [7] (0:11.94)	0:12.77 [6] (0:12.77)
Average Speed [km/h]	46.3	63.8	62.5	60.7	60.8	60.4	60.4	57.7
Top Speed [km/h]	64.1	65.9	63.8	63.1	62.5	62.5	61.6	60.3
Avg. Dist. to Rail [m]	6.6	2.7	2.3	2.1	2.2	3.0	4.7	7.6
Avg. Stride Freq. [Hz]	2.3	2.4	2.3	2.3	2.3	2.3	2.3	2.3
Avg. Stride Length [m]	5.5	7.4	7.4	7.5	7.5	7.2	7.2	7.0



- [] Ranking at each section and finish
- .-.- No data available at this section
- NA No data available



Horse/Jockey Name	Fairybower Flyer
Final Rank	9
Fastest Section Time (Section)	0:11.33 (1200m)
Top Speed [km/h] (Section)	64.6 (1400m)
Race State	Finished



Mackay QLD Professional

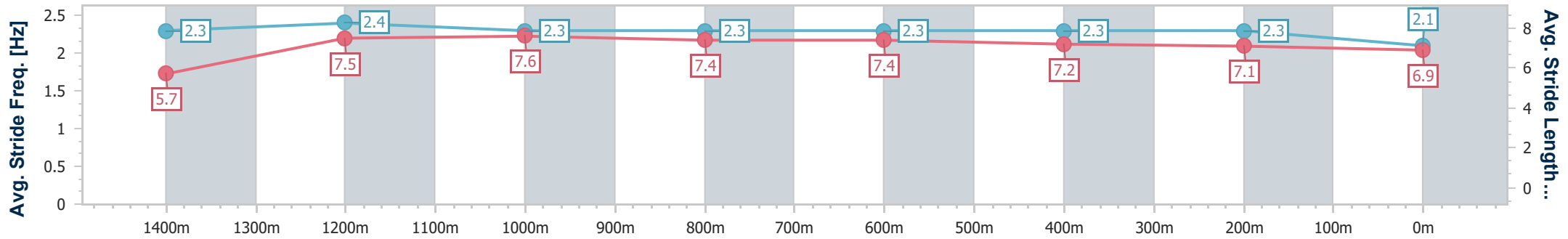
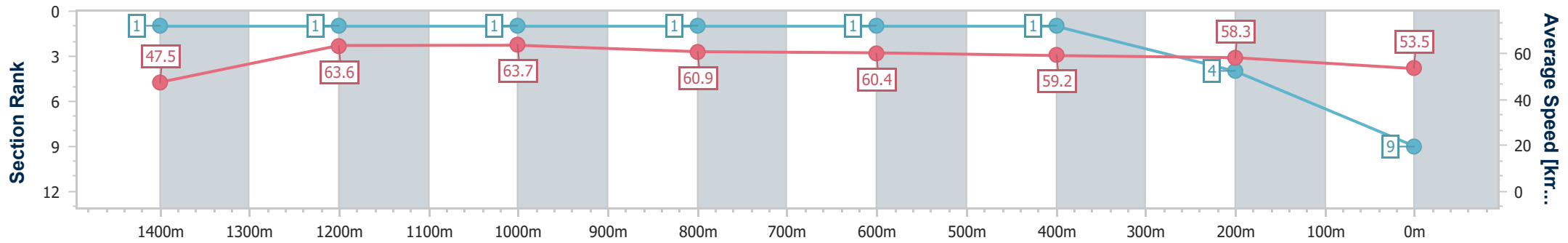
Race 4: Ladbrokes Racing Club Maiden Plate - 1560m

17 September 2024 - 15:11



Track Rating: Good 4, Weather: Overcast, Rail Position: +3m Entire

Section	Overall	1400m	1200m	1000m	800m	600m	400m	200m
Section Times	1:37.04 [9] (0:12.14)	1:24.90 [1] (0:11.43)	1:13.47 [1] (0:11.33)	1:02.14 [1] (0:11.87)	0:50.27 [1] (0:12.00)	0:38.27 [1] (0:12.23)	0:26.04 [1] (0:12.36)	0:13.68 [4] (0:13.68)
Average Speed [km/h]	47.5	63.6	63.7	60.9	60.4	59.2	58.3	53.5
Top Speed [km/h]	64.4	64.6	64.4	62.6	61.0	60.0	59.4	57.3
Avg. Dist. to Rail [m]	1.7	2.1	1.3	1.1	2.0	0.8	2.0	3.0
Avg. Stride Freq. [Hz]	2.3	2.4	2.3	2.3	2.3	2.3	2.3	2.1
Avg. Stride Length [m]	5.7	7.5	7.6	7.4	7.4	7.2	7.1	6.9



- [] Ranking at each section and finish
- .-.- No data available at this section
- NA No data available



Horse/Jockey Name	Run Freddie Run
Final Rank	10
Fastest Section Time (Section)	0:11.38 (1200m)
Top Speed [km/h] (Section)	66.1 (1200m)
Race State	Finished



Mackay QLD Professional

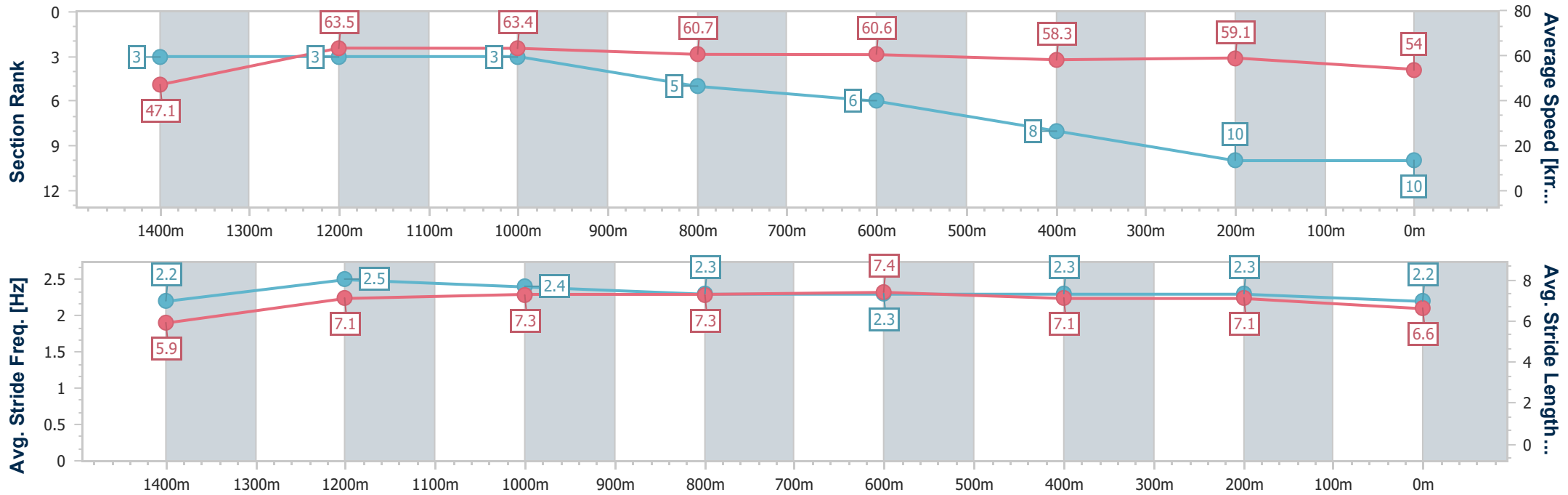
Race 4: Ladbrokes Racing Club Maiden Plate - 1560m

17 September 2024 - 15:11



Track Rating: Good 4, Weather: Overcast, Rail Position: +3m Entire

Section	Overall	1400m	1200m	1000m	800m	600m	400m	200m
Section Times	1:37.39 [10] (0:12.25)	1:25.14 [3] (0:11.52)	1:13.62 [3] (0:11.38)	1:02.24 [3] (0:12.03)	0:50.21 [5] (0:12.04)	0:38.17 [6] (0:12.38)	0:25.79 [8] (0:12.22)	0:13.57 [10] (0:13.57)
Average Speed [km/h]	47.1	63.5	63.4	60.7	60.6	58.3	59.1	54.0
Top Speed [km/h]	64.4	64.5	66.1	61.4	62.5	59.9	60.1	58.4
Avg. Dist. to Rail [m]	4.4	3.3	3.4	4.0	3.8	0.7	2.1	4.5
Avg. Stride Freq. [Hz]	2.2	2.5	2.4	2.3	2.3	2.3	2.3	2.2
Avg. Stride Length [m]	5.9	7.1	7.3	7.3	7.4	7.1	7.1	6.6



- [] Ranking at each section and finish
- .-.- No data available at this section
- NA No data available



Horse/Jockey Name	Two Of Us
Final Rank	11
Fastest Section Time (Section)	0:11.28 (1200m)
Top Speed [km/h] (Section)	65.0 (1400m)
Race State	Finished



Mackay QLD Professional

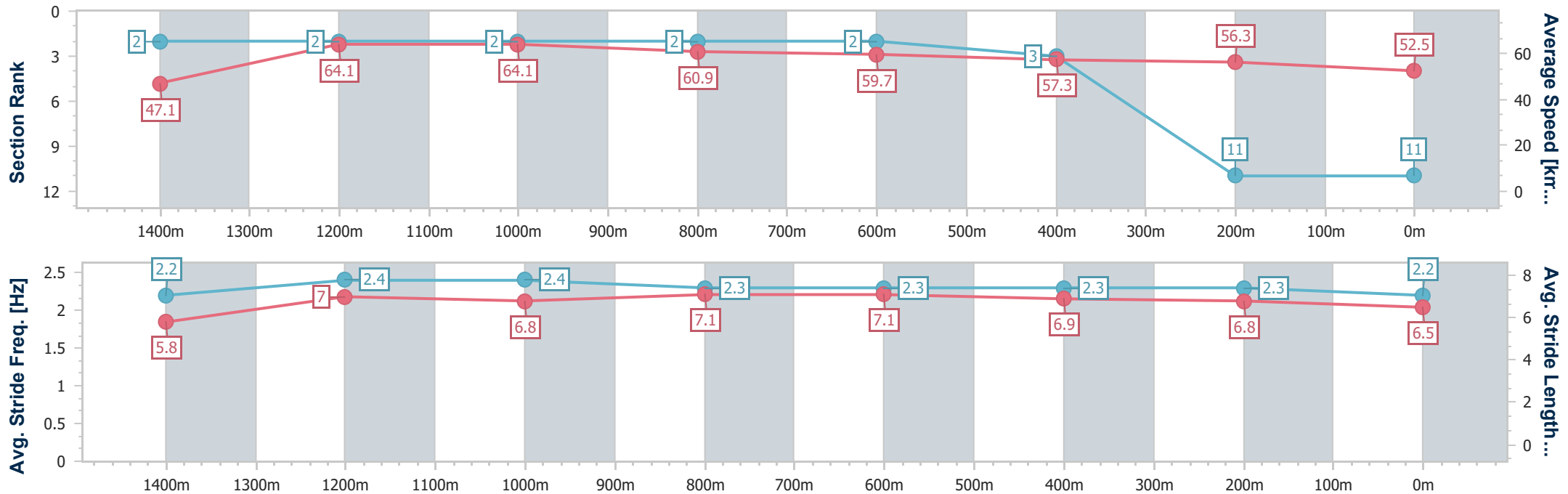
Race 4: Ladbrokes Racing Club Maiden Plate - 1560m

17 September 2024 - 15:11



Track Rating: Good 4, Weather: Overcast, Rail Position: +3m Entire

Section	Overall	1400m	1200m	1000m	800m	600m	400m	200m
Section Times	1:37.93 [11] (0:12.23)	1:25.70 [2] (0:11.47)	1:14.23 [2] (0:11.28)	1:02.95 [2] (0:11.88)	0:51.07 [2] (0:12.04)	0:39.03 [2] (0:12.39)	0:26.64 [3] (0:12.74)	0:13.90 [11] (0:13.90)
Average Speed [km/h]	47.1	64.1	64.1	60.9	59.7	57.3	56.3	52.5
Top Speed [km/h]	64.8	65.0	64.7	62.9	60.4	58.5	57.1	54.9
Avg. Dist. to Rail [m]	8.3	4.1	2.7	1.1	0.7	2.0	1.3	4.2
Avg. Stride Freq. [Hz]	2.2	2.4	2.4	2.3	2.3	2.3	2.3	2.2
Avg. Stride Length [m]	5.8	7.0	6.8	7.1	7.1	6.9	6.8	6.5



- [] Ranking at each section and finish
- .-.- No data available at this section
- NA No data available