



Sunshine Coast QLD Professional

Race 1: WALTERS REAL ESTATE QTIS Three-Year-Old Handicap - 1000m

15 September 2024 - 13:10



Track Rating: Soft 5, Weather: Fine, Rail Position: True

| Section | | Overall | 800m | 600m | 400m | 200m | Last 600m | | | | | |
|-------------|------------------------------------|----------------------|----------------------|----------------------|--------------------------|--------------------------|--------------------------|--------------------------|--------------------------|---------|---------|----|
| Field Times | | 0:58.20 (0:13.43) | 0:44.77 (0:11.00) | 0:33.77 (0:11.34) | 0:22.43 (0:10.99) | 0:11.44 (0:11.44) | 0:33.77 | | | | | |
| Rank | TAB Horse/Jockey | Barrier | Top Speed [km/h] | Fastest Section | Margin | | | Distance Travelled [m] | | | | |
| 1 | 5 HEART AND SPIRIT Angela Jones | 1 | 70.0 800m | 0:11.00 800m | 0:58.20 [1] (0:13.43) | 0:44.77 [1] (0:11.00) | 0:33.77 [2] (0:11.40) | 0:22.37 [3] (0:11.00) | 0:11.37 [2] (0:11.37) | 0:58.20 | 0:33.77 | |
| 2 | 2 ESTRONDO Jake Bayliss | 3 | 67.3 800m | 0:10.97 400m | 0:58.22 [2] (0:13.59) | 0:44.63 [3] (0:11.00) | 0:33.63 [3] (0:11.20) | 0:22.43 [2] (0:10.97) | 0:11.46 [1] (0:11.46) | 0.1L | 0:33.63 | -2 |
| 3 | 8 TREVATT COURT Bailey Wheeler | 4 | 67.5 800m | 0:10.95 800m | 0:58.38 [3] (0:13.89) | 0:44.49 [5] (0:10.95) | 0:33.54 [6] (0:11.21) | 0:22.33 [6] (0:10.97) | 0:11.36 [5] (0:11.36) | 0.9L | 0:33.54 | -1 |
| 4 | 3 TERRITORY ASH Nikita Beriman | 7 | 68.4 800m | 0:10.75 800m | 0:58.55 [4] (0:14.03) | 0:44.52 [6] (0:10.75) | 0:33.77 [5] (0:11.20) | 0:22.57 [4] (0:10.90) | 0:11.67 [3] (0:11.67) | 1.9L | 0:33.77 | +2 |
| 5 | 6 MISHY Samantha Collett | 2 | 67.5 800m | 0:10.85 800m | 0:58.89 [5] (0:14.11) | 0:44.78 [7] (0:10.85) | 0:33.93 [7] (0:11.10) | 0:22.83 [7] (0:11.07) | 0:11.76 [6] (0:11.76) | 3.9L | 0:33.93 | +0 |
| 6 | 4 EAGLE'S FIRE Robbie Dolan | 5 | 68.0 Overall | 0:10.99 800m | 0:58.91 [6] (0:13.44) | 0:45.47 [2] (0:10.99) | 0:34.48 [1] (0:11.34) | 0:23.14 [1] (0:11.15) | 0:11.99 [4] (0:11.99) | 4L | 0:34.48 | +2 |
| 7 | 7 SIDLED Taylor Marshall | 6 | 67.7 800m | 0:10.86 800m | 0:59.15 [7] (0:13.86) | 0:45.29 [4] (0:10.86) | 0:34.43 [4] (0:11.31) | 0:23.12 [5] (0:11.20) | 0:11.92 [7] (0:11.92) | 5.3L | 0:34.43 | +3 |

Scratched: Defiant Boom (#1)

[] Ranking at each section and finish
 -:-:- No data available at this section
 NA No data available

SCN Saddle cloth number
 DNF Did not finish
 DNT Did not track



| | |
|--------------------------------|------------------|
| Horse/Jockey Name | Heart And Spirit |
| Final Rank | 1 |
| Fastest Section Time (Section) | 0:11.00 (800m) |
| Top Speed [km/h] (Section) | 70.0 (800m) |
| Race State | Finished |



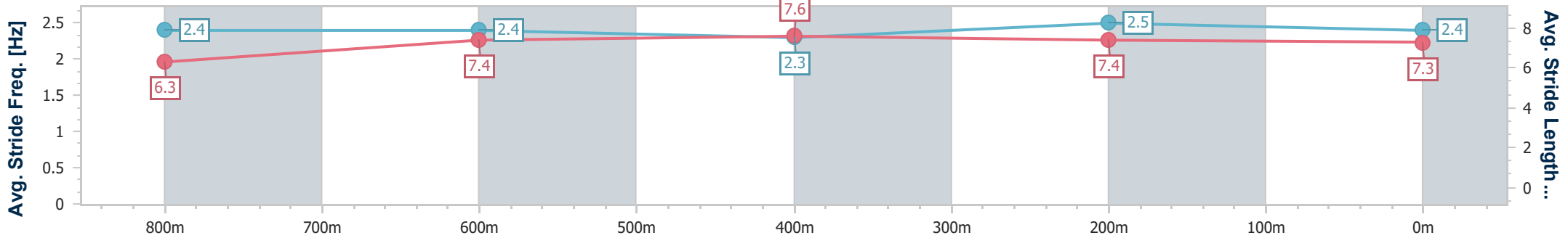
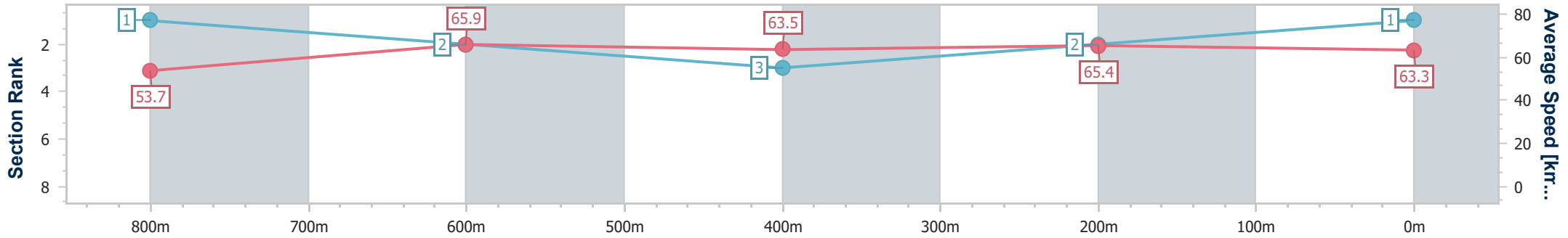
Sunshine Coast QLD Professional
Race 1: WALTERS REAL ESTATE QTIS Three-Year-Old Handicap - 1000m



15 September 2024 - 13:10

Track Rating: Soft 5, Weather: Fine, Rail Position: True

| Section | Overall | 800m | 600m | 400m | 200m |
|------------------------|--------------------------|--------------------------|--------------------------|--------------------------|--------------------------|
| Section Times | 0:58.20 [1] (0:13.43) | 0:44.77 [1] (0:11.00) | 0:33.77 [2] (0:11.40) | 0:22.37 [3] (0:11.00) | 0:11.37 [2] (0:11.37) |
| Average Speed [km/h] | 53.7 | 65.9 | 63.5 | 65.4 | 63.3 |
| Top Speed [km/h] | 67.9 | 70.0 | 64.8 | 66.9 | 67.0 |
| Avg. Dist. to Rail [m] | 1.9 | 2.2 | 0.6 | 2.7 | 3.6 |
| Avg. Stride Freq. [Hz] | 2.4 | 2.4 | 2.3 | 2.5 | 2.4 |
| Avg. Stride Length [m] | 6.3 | 7.4 | 7.6 | 7.4 | 7.3 |



- [] Ranking at each section and finish
- .-.- No data available at this section
- NA No data available



| | |
|--------------------------------|----------------|
| Horse/Jockey Name | Estrondo |
| Final Rank | 2 |
| Fastest Section Time (Section) | 0:10.97 (400m) |
| Top Speed [km/h] (Section) | 67.3 (800m) |
| Race State | Finished |



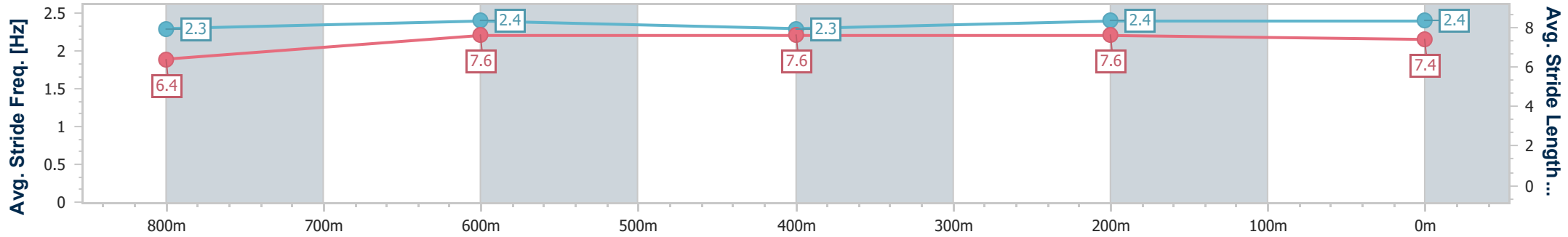
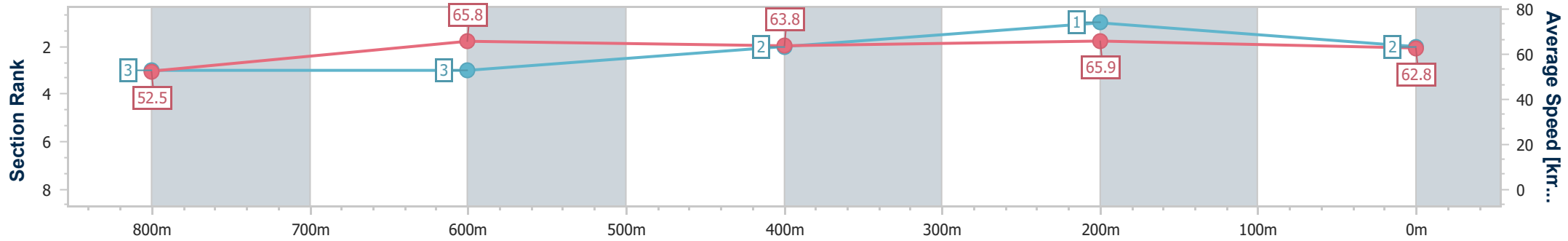
Sunshine Coast QLD Professional
Race 1: WALTERS REAL ESTATE QTIS Three-Year-Old Handicap - 1000m



15 September 2024 - 13:10

Track Rating: Soft 5, Weather: Fine, Rail Position: True

| Section | Overall | 800m | 600m | 400m | 200m |
|------------------------|--------------------------|--------------------------|--------------------------|--------------------------|--------------------------|
| Section Times | 0:58.22 [2] (0:13.59) | 0:44.63 [3] (0:11.00) | 0:33.63 [3] (0:11.20) | 0:22.43 [2] (0:10.97) | 0:11.46 [1] (0:11.46) |
| Average Speed [km/h] | 52.5 | 65.8 | 63.8 | 65.9 | 62.8 |
| Top Speed [km/h] | 66.8 | 67.3 | 64.8 | 67.0 | 65.4 |
| Avg. Dist. to Rail [m] | 3.8 | 1.5 | 0.9 | 1.5 | 2.0 |
| Avg. Stride Freq. [Hz] | 2.3 | 2.4 | 2.3 | 2.4 | 2.4 |
| Avg. Stride Length [m] | 6.4 | 7.6 | 7.6 | 7.6 | 7.4 |



- [] Ranking at each section and finish
- .-.- No data available at this section
- NA No data available



| | |
|--------------------------------|----------------|
| Horse/Jockey Name | Trevatt Court |
| Final Rank | 3 |
| Fastest Section Time (Section) | 0:10.95 (800m) |
| Top Speed [km/h] (Section) | 67.5 (800m) |
| Race State | Finished |



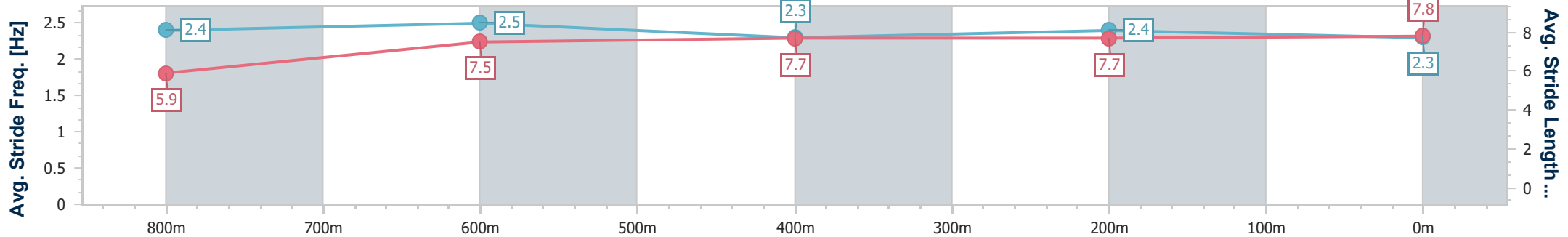
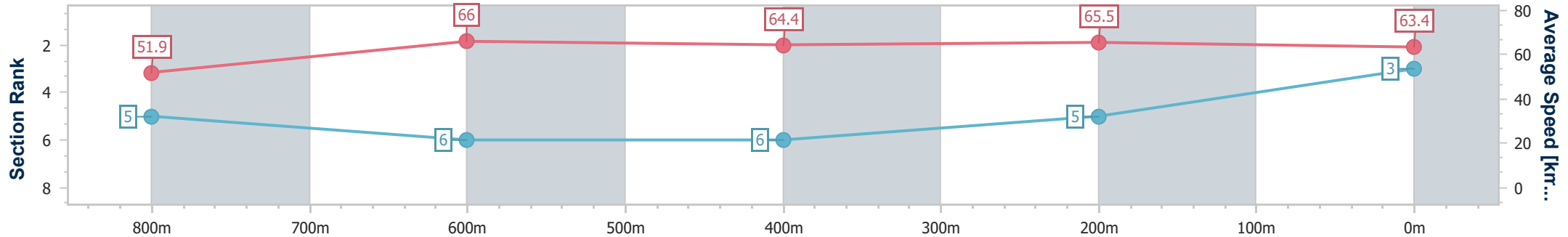
Sunshine Coast QLD Professional
Race 1: WALTERS REAL ESTATE QTIS Three-Year-Old
Handicap - 1000m



15 September 2024 - 13:10

Track Rating: Soft 5, Weather: Fine, Rail Position: True

| Section | Overall | 800m | 600m | 400m | 200m |
|------------------------|--------------------------|--------------------------|--------------------------|--------------------------|--------------------------|
| Section Times | 0:58.38 [3] (0:13.89) | 0:44.49 [5] (0:10.95) | 0:33.54 [6] (0:11.21) | 0:22.33 [6] (0:10.97) | 0:11.36 [5] (0:11.36) |
| Average Speed [km/h] | 51.9 | 66.0 | 64.4 | 65.5 | 63.4 |
| Top Speed [km/h] | 65.1 | 67.5 | 65.4 | 66.6 | 65.9 |
| Avg. Dist. to Rail [m] | 4.6 | 1.9 | 0.4 | 5.3 | 6.5 |
| Avg. Stride Freq. [Hz] | 2.4 | 2.5 | 2.3 | 2.4 | 2.3 |
| Avg. Stride Length [m] | 5.9 | 7.5 | 7.7 | 7.7 | 7.8 |



- [] Ranking at each section and finish
- .-.- No data available at this section
- NA No data available



| | |
|--------------------------------|----------------|
| Horse/Jockey Name | Territory Ash |
| Final Rank | 4 |
| Fastest Section Time (Section) | 0:10.75 (800m) |
| Top Speed [km/h] (Section) | 68.4 (800m) |
| Race State | Finished |



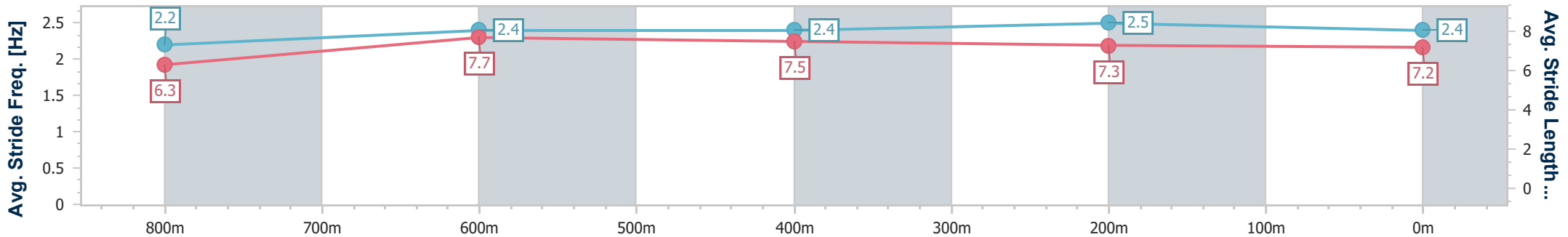
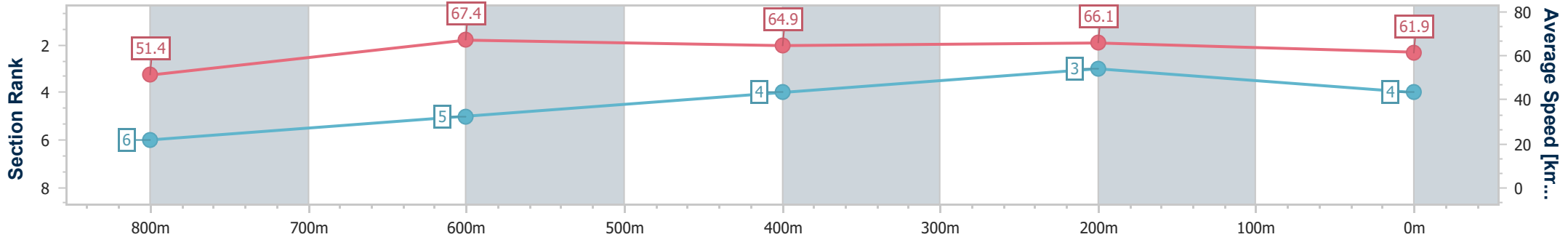
Sunshine Coast QLD Professional
Race 1: WALTERS REAL ESTATE QTIS Three-Year-Old Handicap - 1000m



15 September 2024 - 13:10

Track Rating: Soft 5, Weather: Fine, Rail Position: True

| Section | Overall | 800m | 600m | 400m | 200m |
|------------------------|--------------------------|--------------------------|--------------------------|--------------------------|--------------------------|
| Section Times | 0:58.55 [4] (0:14.03) | 0:44.52 [6] (0:10.75) | 0:33.77 [5] (0:11.20) | 0:22.57 [4] (0:10.90) | 0:11.67 [3] (0:11.67) |
| Average Speed [km/h] | 51.4 | 67.4 | 64.9 | 66.1 | 61.9 |
| Top Speed [km/h] | 67.4 | 68.4 | 65.5 | 67.1 | 65.3 |
| Avg. Dist. to Rail [m] | 6.3 | 1.9 | 2.0 | 6.0 | 5.5 |
| Avg. Stride Freq. [Hz] | 2.2 | 2.4 | 2.4 | 2.5 | 2.4 |
| Avg. Stride Length [m] | 6.3 | 7.7 | 7.5 | 7.3 | 7.2 |



- [] Ranking at each section and finish
- .-.- No data available at this section
- NA No data available



| | |
|--------------------------------|----------------|
| Horse/Jockey Name | Mishy |
| Final Rank | 5 |
| Fastest Section Time (Section) | 0:10.85 (800m) |
| Top Speed [km/h] (Section) | 67.5 (800m) |
| Race State | Finished |



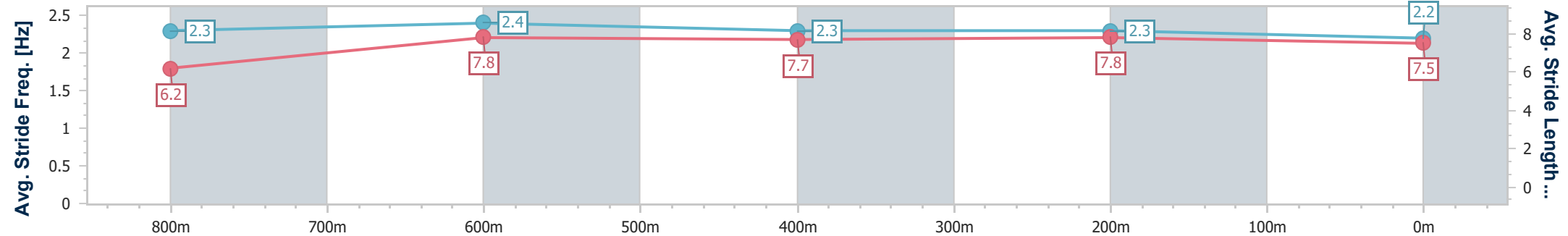
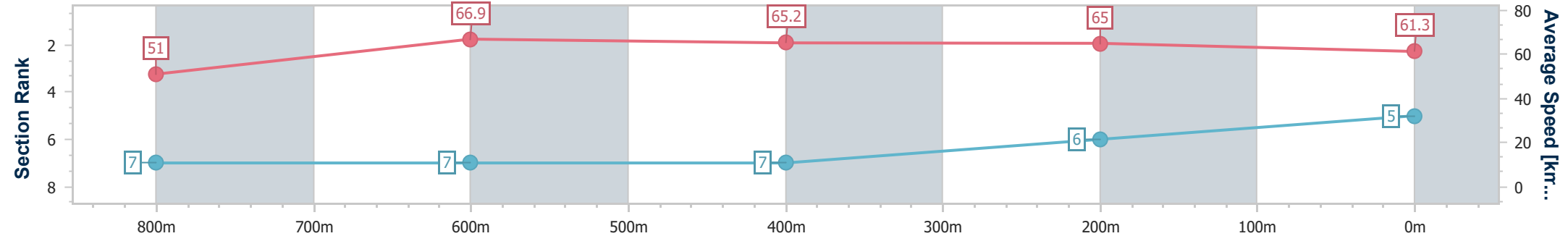
Sunshine Coast QLD Professional
Race 1: WALTERS REAL ESTATE QTIS Three-Year-Old Handicap - 1000m



15 September 2024 - 13:10

Track Rating: Soft 5, Weather: Fine, Rail Position: True

| Section | Overall | 800m | 600m | 400m | 200m |
|------------------------|--------------------------|--------------------------|--------------------------|--------------------------|--------------------------|
| Section Times | 0:58.89 [5] (0:14.11) | 0:44.78 [7] (0:10.85) | 0:33.93 [7] (0:11.10) | 0:22.83 [7] (0:11.07) | 0:11.76 [6] (0:11.76) |
| Average Speed [km/h] | 51.0 | 66.9 | 65.2 | 65.0 | 61.3 |
| Top Speed [km/h] | 66.1 | 67.5 | 65.9 | 65.8 | 63.6 |
| Avg. Dist. to Rail [m] | 3.2 | 2.1 | 0.7 | 3.4 | 2.8 |
| Avg. Stride Freq. [Hz] | 2.3 | 2.4 | 2.3 | 2.3 | 2.2 |
| Avg. Stride Length [m] | 6.2 | 7.8 | 7.7 | 7.8 | 7.5 |



- [] Ranking at each section and finish
- .-.- No data available at this section
- NA No data available



| | |
|--------------------------------|----------------|
| Horse/Jockey Name | Eagle's Fire |
| Final Rank | 6 |
| Fastest Section Time (Section) | 0:10.99 (800m) |
| Top Speed [km/h] (Section) | 68.0 (Overall) |
| Race State | Finished |



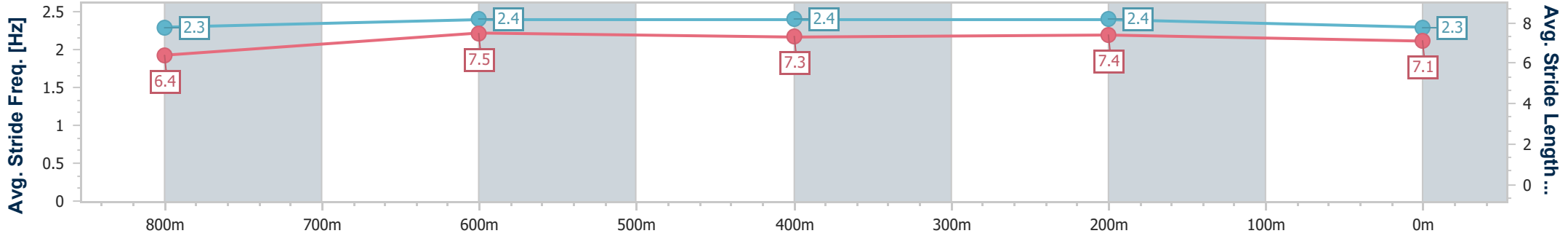
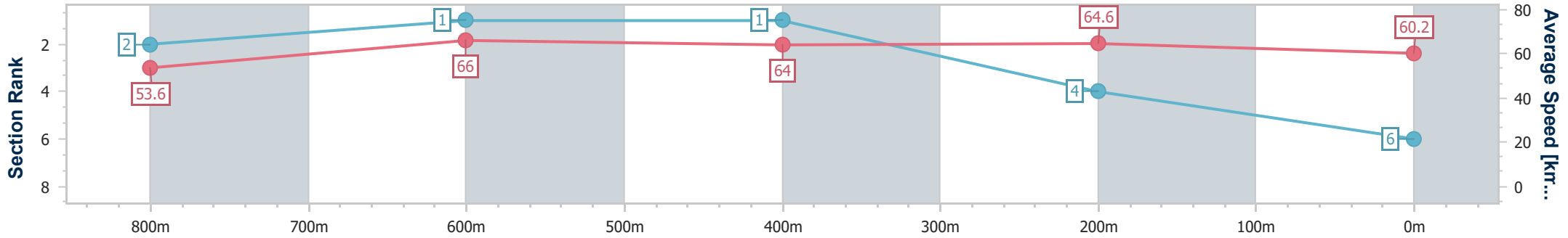
Sunshine Coast QLD Professional
Race 1: WALTERS REAL ESTATE QTIS Three-Year-Old Handicap - 1000m



15 September 2024 - 13:10

Track Rating: Soft 5, Weather: Fine, Rail Position: True

| Section | Overall | 800m | 600m | 400m | 200m |
|------------------------|--------------------------|--------------------------|--------------------------|--------------------------|--------------------------|
| Section Times | 0:58.91 [6] (0:13.44) | 0:45.47 [2] (0:10.99) | 0:34.48 [1] (0:11.34) | 0:23.14 [1] (0:11.15) | 0:11.99 [4] (0:11.99) |
| Average Speed [km/h] | 53.6 | 66.0 | 64.0 | 64.6 | 60.2 |
| Top Speed [km/h] | 68.0 | 67.7 | 66.0 | 65.9 | 62.9 |
| Avg. Dist. to Rail [m] | 4.5 | 2.1 | 1.6 | 5.4 | 4.7 |
| Avg. Stride Freq. [Hz] | 2.3 | 2.4 | 2.4 | 2.4 | 2.3 |
| Avg. Stride Length [m] | 6.4 | 7.5 | 7.3 | 7.4 | 7.1 |



- [] Ranking at each section and finish
- .-.- No data available at this section
- NA No data available



| | |
|--------------------------------|----------------|
| Horse/Jockey Name | Sidled |
| Final Rank | 7 |
| Fastest Section Time (Section) | 0:10.86 (800m) |
| Top Speed [km/h] (Section) | 67.7 (800m) |
| Race State | Finished |



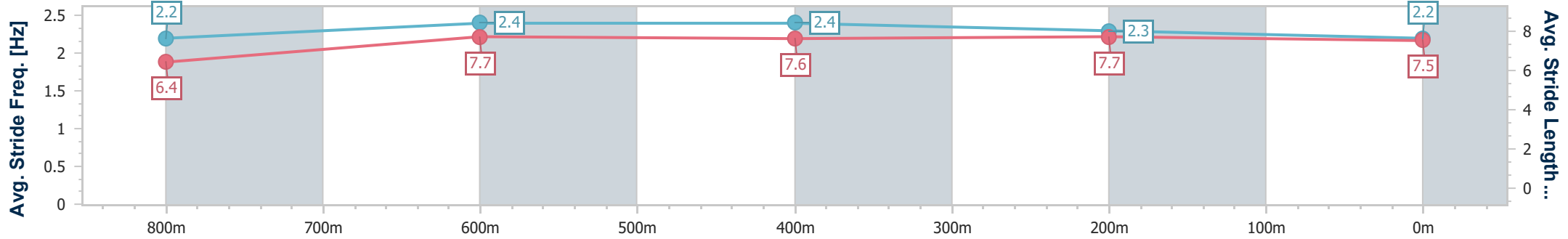
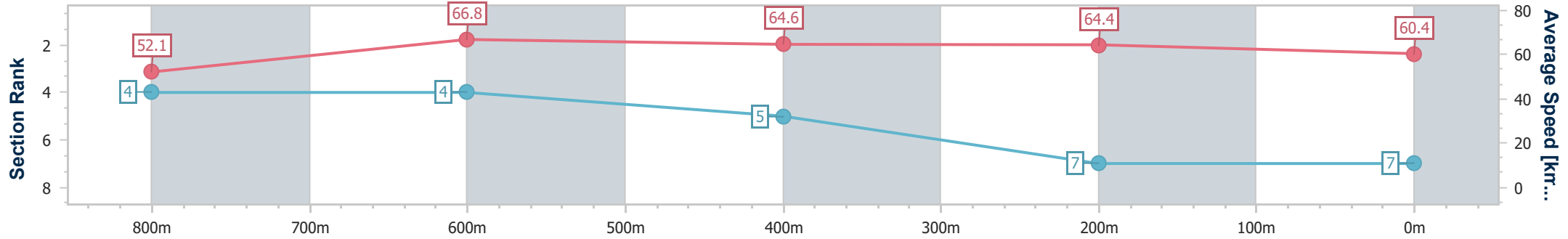
Sunshine Coast QLD Professional
Race 1: WALTERS REAL ESTATE QTIS Three-Year-Old Handicap - 1000m



15 September 2024 - 13:10

Track Rating: Soft 5, Weather: Fine, Rail Position: True

| Section | Overall | 800m | 600m | 400m | 200m |
|------------------------|--------------------------|--------------------------|--------------------------|--------------------------|--------------------------|
| Section Times | 0:59.15 [7] (0:13.86) | 0:45.29 [4] (0:10.86) | 0:34.43 [4] (0:11.31) | 0:23.12 [5] (0:11.20) | 0:11.92 [7] (0:11.92) |
| Average Speed [km/h] | 52.1 | 66.8 | 64.6 | 64.4 | 60.4 |
| Top Speed [km/h] | 67.1 | 67.7 | 65.9 | 65.1 | 62.9 |
| Avg. Dist. to Rail [m] | 4.5 | 2.3 | 2.6 | 7.7 | 6.7 |
| Avg. Stride Freq. [Hz] | 2.2 | 2.4 | 2.4 | 2.3 | 2.2 |
| Avg. Stride Length [m] | 6.4 | 7.7 | 7.6 | 7.7 | 7.5 |



- [] Ranking at each section and finish
- .-.- No data available at this section
- NA No data available



Sunshine Coast QLD Professional

Race 2: SHANAHAN FAMILY LAW Maiden Plate - 1200m



15 September 2024 - 13:48

Track Rating: Soft 5, Weather: Fine, Rail Position: True

| Section | | Field Times | | | | | | | | | | | Last 600m | | | | | |
|---------|-----|--------------------------------------|----------------------|----------------------|----------------------|---------------------------|---------------------------|---------------------------|---------------------------|---------------------------|---------------------------|---------|-----------|----|--|--|--------|------------------------|
| | | Overall | 1000m | 800m | 600m | 400m | 200m | | | | | | 0:35.20 | | | | | |
| | | 1:11.89 (0:13.56) | 0:58.33 (0:11.15) | 0:47.18 (0:11.98) | 0:35.20 (0:11.55) | 0:23.65 (0:11.46) | 0:12.19 (0:12.19) | | | | | | | | | | | |
| Rank | TAB | Horse/Jockey | Barrier | Top Speed [km/h] | Fastest Section | | | | | | | | | | | | Margin | Distance Travelled [m] |
| 1 | 13 | THE TORQUE FACTOR Robbie Dolan | 15 | 67.9 1000m | 0:10.96 1000m | 1:11.89 [1] (0:13.75) | 0:58.14 [4] (0:10.96) | 0:47.18 [1] (0:11.98) | 0:35.20 [1] (0:11.55) | 0:23.65 [1] (0:11.46) | 0:12.19 [1] (0:12.19) | 1:11.89 | 0:35.20 | | | | | |
| 2 | 7 | LONJOURNO Jake Bayliss | 9 | 67.0 400m | 0:10.97 400m | 1:11.90 [2] (0:14.04) | 0:57.86 [9] (0:11.40) | 0:46.46 [9] (0:11.82) | 0:34.64 [7] (0:11.83) | 0:22.81 [7] (0:10.97) | 0:11.84 [5] (0:11.84) | 0.1L | 0:34.64 | +6 | | | | |
| 3 | 14 | FASHION FLASH Trudy Thornton | 7 | 65.6 1000m | 0:11.22 400m | 1:12.21 [3] (0:13.68) | 0:58.53 [3] (0:11.43) | 0:47.10 [4] (0:12.00) | 0:35.10 [4] (0:11.69) | 0:23.41 [6] (0:11.22) | 0:12.19 [4] (0:12.19) | 1.9L | 0:35.10 | +9 | | | | |
| 4 | 6 | LIKE SMOKE Michael Cahill | 10 | 65.1 1000m | 0:11.29 400m | 1:12.48 [4] (0:13.79) | 0:58.69 [5] (0:11.59) | 0:47.10 [7] (0:12.06) | 0:35.04 [9] (0:11.87) | 0:23.17 [9] (0:11.29) | 0:11.88 [8] (0:11.88) | 3.4L | 0:35.04 | +9 | | | | |
| 5 | 2 | CHEERFUL CAT Sean Cormack | 14 | 64.9 Overall | 0:11.46 400m | 1:12.48 [5] (0:13.82) | 0:58.66 [7] (0:11.51) | 0:47.15 [6] (0:11.79) | 0:35.36 [5] (0:11.66) | 0:23.70 [5] (0:11.46) | 0:12.24 [6] (0:12.24) | 3.5L | 0:35.36 | +8 | | | | |
| 6 | 16 | MISTING Angela Jones | 13 | 65.5 400m | 0:11.13 400m | 1:12.51 [6] (0:14.13) | 0:58.38 [11] (0:11.92) | 0:46.46 [14] (0:11.99) | 0:34.47 [14] (0:11.73) | 0:22.74 [14] (0:11.13) | 0:11.61 [11] (0:11.61) | 3.7L | 0:34.47 | +7 | | | | |
| 7 | 18 | BEHIND THE SCENES Dale Smith | 6 | 65.5 Overall | 0:11.44 1000m | 1:12.66 [7] (0:13.81) | 0:58.85 [6] (0:11.44) | 0:47.41 [5] (0:11.90) | 0:35.51 [6] (0:11.63) | 0:23.88 [4] (0:11.50) | 0:12.38 [7] (0:12.38) | 4.5L | 0:35.51 | +2 | | | | |
| 8 | 3 | EIGHT CYLINDERS Minonette Kennedy | 5 | 65.3 1000m | 0:11.43 1000m | 1:12.76 [8] (0:13.56) | 0:59.20 [1] (0:11.43) | 0:47.77 [2] (0:11.96) | 0:35.81 [3] (0:11.55) | 0:24.26 [2] (0:11.52) | 0:12.74 [2] (0:12.74) | 5L | 0:35.81 | +0 | | | | |
| 9 | 15 | MADAME LEXIS Ron Stewart | 4 | 63.5 1000m | 0:11.52 1000m | 1:12.77 [9] (0:13.88) | 0:58.89 [8] (0:11.52) | 0:47.37 [8] (0:12.03) | 0:35.34 [8] (0:11.71) | 0:23.63 [8] (0:11.53) | 0:12.10 [9] (0:12.10) | 5.1L | 0:35.34 | +3 | | | | |
| 10 | 12 | MIGRATORY Georgina Cartwright | 12 | 64.2 1000m | 0:11.39 400m | 1:12.80 [10] (0:14.37) | 0:58.43 [14] (0:11.64) | 0:46.79 [13] (0:11.86) | 0:34.93 [12] (0:11.54) | 0:23.39 [11] (0:11.39) | 0:12.00 [10] (0:12.00) | 5.3L | 0:34.93 | +3 | | | | |

Scratched: Booming Fast (#1), Desert Cougar (#10), Hasbulla (#5)

[] Ranking at each section and finish
 -:-:- No data available at this section
 NA No data available

SCN Saddle cloth number
 DNF Did not finish
 DNT Did not track



Sunshine Coast QLD Professional
Race 2: SHANAHAN FAMILY LAW Maiden Plate - 1200m
15 September 2024 - 13:48



Track Rating: Soft 5, Weather: Fine, Rail Position: True

| Section | | Overall | 1000m | 800m | 600m | 400m | 200m | Last 600m | | | | | |
|-------------|---------------------------------------|----------------------|----------------------|----------------------|---------------------------|---------------------------|---------------------------|---------------------------|---------------------------|---------------------------|-------|------------------------|-----|
| Field Times | | 1:11.89 (0:13.56) | 0:58.33 (0:11.15) | 0:47.18 (0:11.98) | 0:35.20 (0:11.55) | 0:23.65 (0:11.46) | 0:12.19 (0:12.19) | 0:35.20 | | | | | |
| Rank | TAB Horse/Jockey | Barrier | Top Speed [km/h] | Fastest Section | Margin | | | | | | | Distance Travelled [m] | |
| 11 | 11 HEAVENWOOD Michael Rodd | 1 | 64.5 1000m | 0:11.35 1000m | 1:12.86 [11] (0:13.66) | 0:59.20 [2] (0:11.35) | 0:47.85 [3] (0:11.88) | 0:35.97 [2] (0:11.63) | 0:24.34 [3] (0:11.50) | 0:12.84 [3] (0:12.84) | 5.5L | 0:35.97 | -1 |
| 12 | 4 EMBEZZLED HEART Samantha Collett | 2 | 65.1 600m | 0:11.52 400m | 1:13.24 [12] (0:14.22) | 0:59.02 [12] (0:11.63) | 0:47.39 [11] (0:11.88) | 0:35.51 [11] (0:11.66) | 0:23.85 [10] (0:11.52) | 0:12.33 [12] (0:12.33) | 7.5L | 0:35.51 | +0 |
| 13 | 8 ZEPHALONG Bailey Wheeler | 11 | 64.1 600m | 0:11.45 400m | 1:13.87 [13] (0:14.04) | 0:59.83 [10] (0:11.72) | 0:48.11 [10] (0:11.96) | 0:36.15 [10] (0:11.77) | 0:24.38 [12] (0:11.45) | 0:12.93 [13] (0:12.93) | 11L | 0:36.15 | +10 |
| 14 | 9 BLESSED DAY Karl Zechner | 3 | 63.5 400m | 0:11.55 400m | 1:13.93 [14] (0:14.24) | 0:59.69 [13] (0:11.74) | 0:47.95 [12] (0:12.03) | 0:35.92 [13] (0:11.90) | 0:24.02 [15] (0:11.55) | 0:12.47 [15] (0:12.47) | 11.2L | 0:35.92 | +5 |
| 15 | 17 TINY WONDER Taylor Marshall | 8 | 64.0 600m | 0:11.49 600m | 1:14.03 [15] (0:14.57) | 0:59.46 [15] (0:11.51) | 0:47.95 [15] (0:12.10) | 0:35.85 [15] (0:11.49) | 0:24.36 [13] (0:11.64) | 0:12.72 [14] (0:12.72) | 11.7L | 0:35.85 | +2 |

Scratched: Booming Fast (#1), Desert Cougar (#10), Hasbulla (#5)

[] Ranking at each section and finish
 -:-:-:- No data available at this section
 NA No data available

SCN Saddle cloth number
 DNF Did not finish
 DNT Did not track



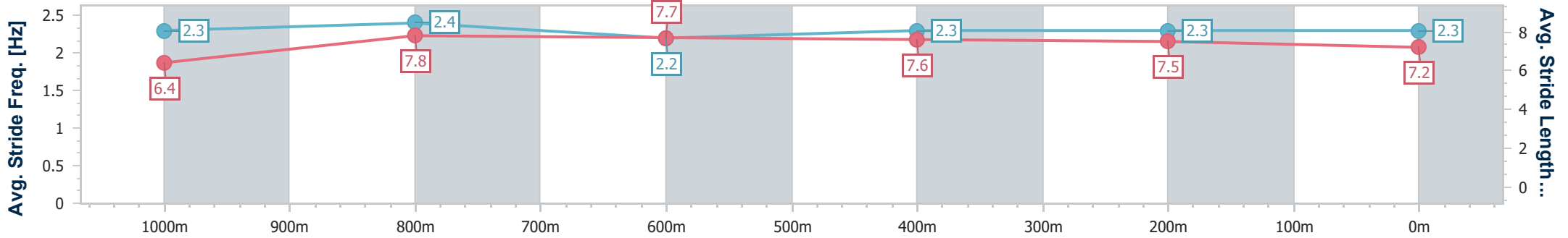
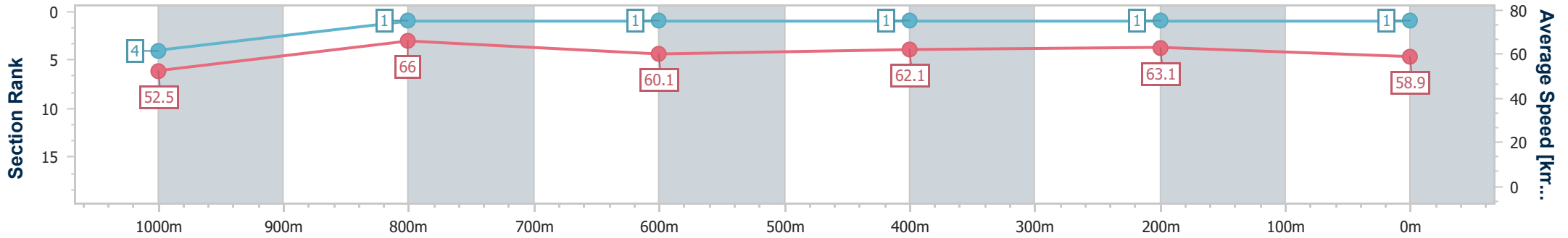
| | |
|--------------------------------|-------------------|
| Horse/Jockey Name | The Torque Factor |
| Final Rank | 1 |
| Fastest Section Time (Section) | 0:10.96 (1000m) |
| Top Speed [km/h] (Section) | 67.9 (1000m) |
| Race State | Finished |



Sunshine Coast QLD Professional
 Race 2: SHANAHAN FAMILY LAW Maiden Plate - 1200m
 15 September 2024 - 13:48
 Track Rating: Soft 5, Weather: Fine, Rail Position: True



| Section | Overall | 1000m | 800m | 600m | 400m | 200m |
|------------------------|--------------------------|--------------------------|--------------------------|--------------------------|--------------------------|--------------------------|
| Section Times | 1:11.89 [1] (0:13.75) | 0:58.14 [4] (0:10.96) | 0:47.18 [1] (0:11.98) | 0:35.20 [1] (0:11.55) | 0:23.65 [1] (0:11.46) | 0:12.19 [1] (0:12.19) |
| Average Speed [km/h] | 52.5 | 66.0 | 60.1 | 62.1 | 63.1 | 58.9 |
| Top Speed [km/h] | 67.2 | 67.9 | 63.2 | 64.0 | 64.4 | 60.9 |
| Avg. Dist. to Rail [m] | 16.7 | 4.6 | 0.5 | 0.5 | 1.6 | 4.8 |
| Avg. Stride Freq. [Hz] | 2.3 | 2.4 | 2.2 | 2.3 | 2.3 | 2.3 |
| Avg. Stride Length [m] | 6.4 | 7.8 | 7.7 | 7.6 | 7.5 | 7.2 |



- [] Ranking at each section and finish
- .-.- No data available at this section
- NA No data available



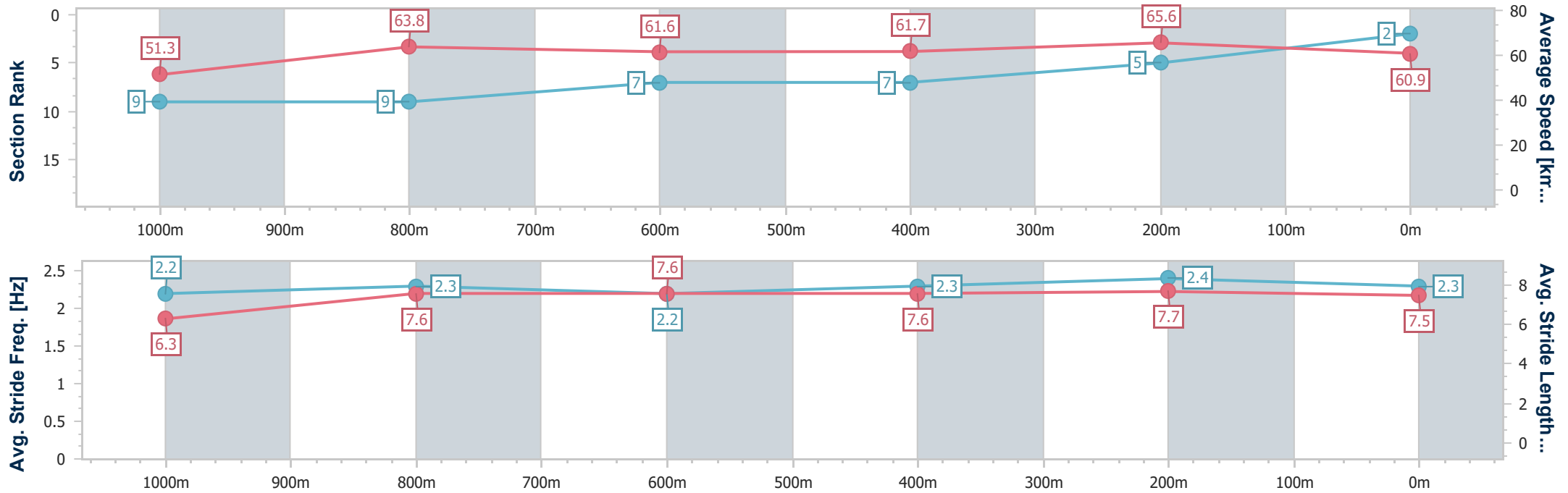
| | |
|--------------------------------|----------------|
| Horse/Jockey Name | Lonjourno |
| Final Rank | 2 |
| Fastest Section Time (Section) | 0:10.97 (400m) |
| Top Speed [km/h] (Section) | 67.0 (400m) |
| Race State | Finished |



Sunshine Coast QLD Professional
 Race 2: SHANAHAN FAMILY LAW Maiden Plate - 1200m
 15 September 2024 - 13:48
 Track Rating: Soft 5, Weather: Fine, Rail Position: True



| Section | Overall | 1000m | 800m | 600m | 400m | 200m |
|------------------------|--------------------------|--------------------------|--------------------------|--------------------------|--------------------------|--------------------------|
| Section Times | 1:11.90 [2] (0:14.04) | 0:57.86 [9] (0:11.40) | 0:46.46 [9] (0:11.82) | 0:34.64 [7] (0:11.83) | 0:22.81 [7] (0:10.97) | 0:11.84 [5] (0:11.84) |
| Average Speed [km/h] | 51.3 | 63.8 | 61.6 | 61.7 | 65.6 | 60.9 |
| Top Speed [km/h] | 64.5 | 65.5 | 63.1 | 64.5 | 67.0 | 64.5 |
| Avg. Dist. to Rail [m] | 9.0 | 3.6 | 2.1 | 2.3 | 7.6 | 6.3 |
| Avg. Stride Freq. [Hz] | 2.2 | 2.3 | 2.2 | 2.3 | 2.4 | 2.3 |
| Avg. Stride Length [m] | 6.3 | 7.6 | 7.6 | 7.6 | 7.7 | 7.5 |



- [] Ranking at each section and finish
- .-.- No data available at this section
- NA No data available



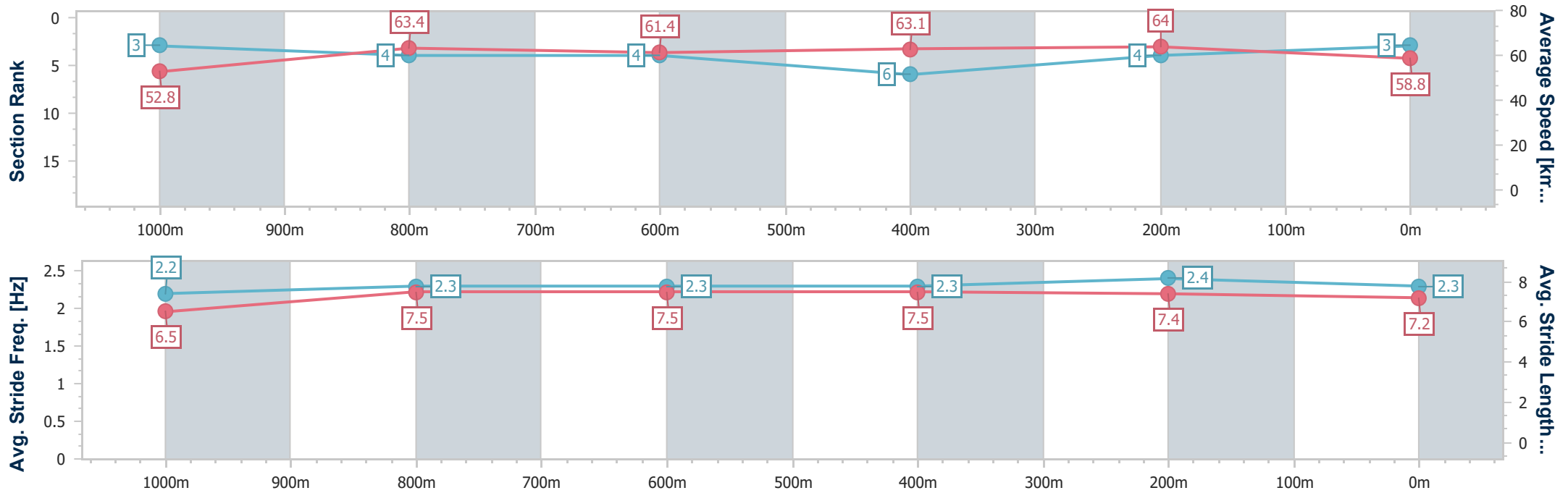
| | |
|--------------------------------|----------------|
| Horse/Jockey Name | Fashion Flash |
| Final Rank | 3 |
| Fastest Section Time (Section) | 0:11.22 (400m) |
| Top Speed [km/h] (Section) | 65.6 (1000m) |
| Race State | Finished |



Sunshine Coast QLD Professional
 Race 2: SHANAHAN FAMILY LAW Maiden Plate - 1200m
 15 September 2024 - 13:48
 Track Rating: Soft 5, Weather: Fine, Rail Position: True



| Section | Overall | 1000m | 800m | 600m | 400m | 200m |
|------------------------|--------------------------|--------------------------|--------------------------|--------------------------|--------------------------|-------------|
| Section Times | 1:12.21 [3] (0:13.68) | 0:58.53 [3] (0:11.43) | 0:47.10 [4] (0:12.00) | 0:35.10 [4] (0:11.69) | 0:23.41 [6] (0:11.22) | 0:12.19 [4] |
| Average Speed [km/h] | 52.8 | 63.4 | 61.4 | 63.1 | 64.0 | 58.8 |
| Top Speed [km/h] | 65.6 | 65.6 | 62.3 | 65.4 | 65.6 | 62.8 |
| Avg. Dist. to Rail [m] | 8.3 | 4.4 | 3.2 | 4.0 | 7.1 | 6.3 |
| Avg. Stride Freq. [Hz] | 2.2 | 2.3 | 2.3 | 2.3 | 2.4 | 2.3 |
| Avg. Stride Length [m] | 6.5 | 7.5 | 7.5 | 7.5 | 7.4 | 7.2 |



- [] Ranking at each section and finish
- .-.- No data available at this section
- NA No data available



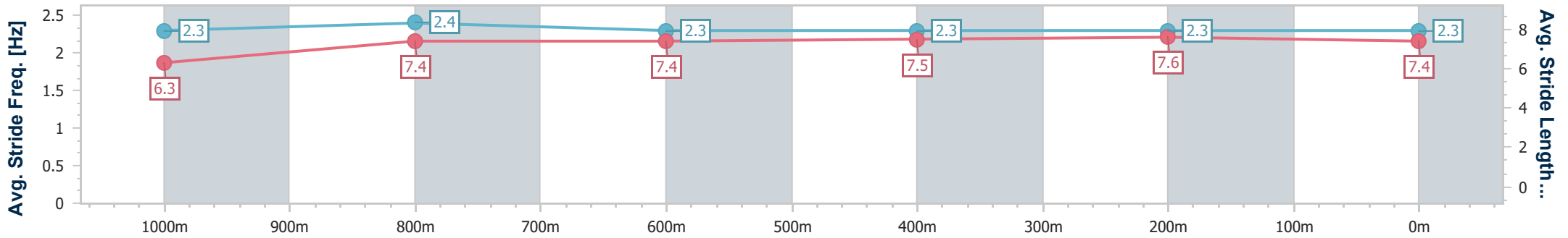
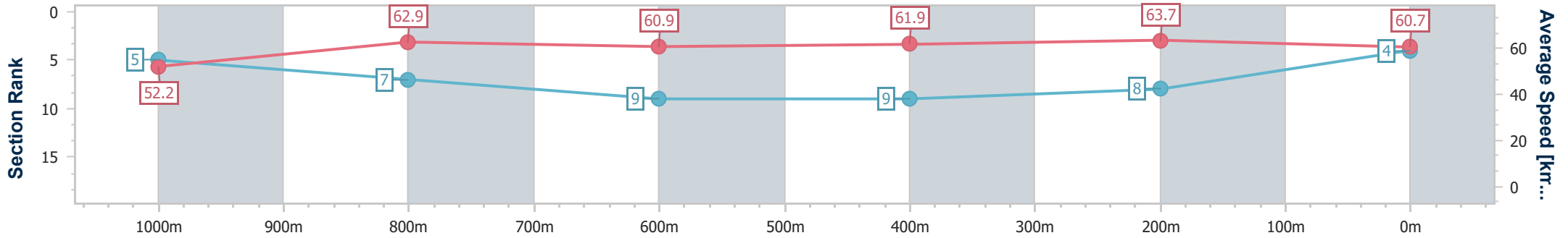
| | |
|--------------------------------|----------------|
| Horse/Jockey Name | Like Smoke |
| Final Rank | 4 |
| Fastest Section Time (Section) | 0:11.29 (400m) |
| Top Speed [km/h] (Section) | 65.1 (1000m) |
| Race State | Finished |



Sunshine Coast QLD Professional
 Race 2: SHANAHAN FAMILY LAW Maiden Plate - 1200m
 15 September 2024 - 13:48
 Track Rating: Soft 5, Weather: Fine, Rail Position: True



| Section | Overall | 1000m | 800m | 600m | 400m | 200m |
|------------------------|--------------------------|--------------------------|--------------------------|--------------------------|--------------------------|-------------|
| Section Times | 1:12.48 [4] (0:13.79) | 0:58.69 [5] (0:11.59) | 0:47.10 [7] (0:12.06) | 0:35.04 [9] (0:11.87) | 0:23.17 [9] (0:11.29) | 0:11.88 [8] |
| Average Speed [km/h] | 52.2 | 62.9 | 60.9 | 61.9 | 63.7 | 60.7 |
| Top Speed [km/h] | 64.9 | 65.1 | 62.7 | 63.5 | 64.9 | 63.3 |
| Avg. Dist. to Rail [m] | 10.2 | 5.7 | 3.4 | 3.0 | 6.8 | 8.0 |
| Avg. Stride Freq. [Hz] | 2.3 | 2.4 | 2.3 | 2.3 | 2.3 | 2.3 |
| Avg. Stride Length [m] | 6.3 | 7.4 | 7.4 | 7.5 | 7.6 | 7.4 |



- [] Ranking at each section and finish
- .-.- No data available at this section
- NA No data available



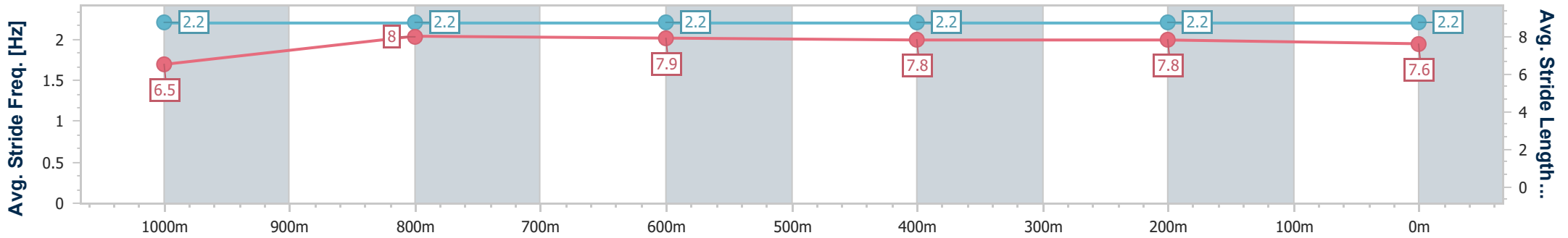
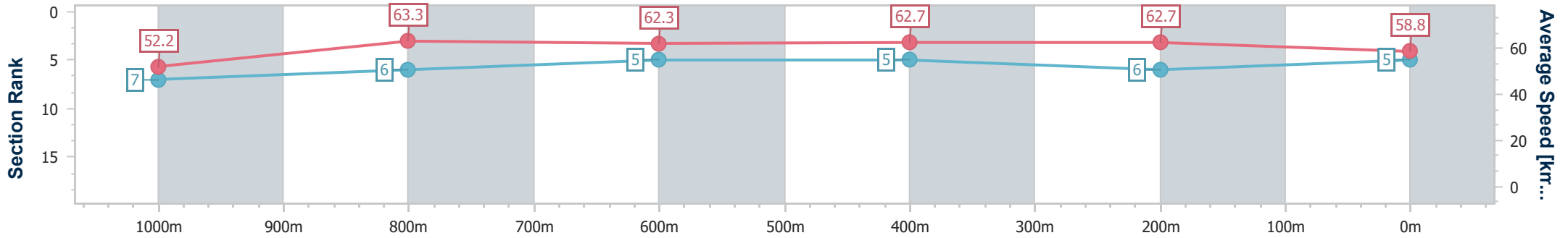
| | |
|--------------------------------|----------------|
| Horse/Jockey Name | Cheerful Cat |
| Final Rank | 5 |
| Fastest Section Time (Section) | 0:11.46 (400m) |
| Top Speed [km/h] (Section) | 64.9 (Overall) |
| Race State | Finished |



Sunshine Coast QLD Professional
 Race 2: SHANAHAN FAMILY LAW Maiden Plate - 1200m
 15 September 2024 - 13:48
 Track Rating: Soft 5, Weather: Fine, Rail Position: True



| Section | Overall | 1000m | 800m | 600m | 400m | 200m |
|------------------------|--------------------------|--------------------------|--------------------------|--------------------------|--------------------------|--------------------------|
| Section Times | 1:12.48 [5] (0:13.82) | 0:58.66 [7] (0:11.51) | 0:47.15 [6] (0:11.79) | 0:35.36 [5] (0:11.66) | 0:23.70 [5] (0:11.46) | 0:12.24 [6] (0:12.24) |
| Average Speed [km/h] | 52.2 | 63.3 | 62.3 | 62.7 | 62.7 | 58.8 |
| Top Speed [km/h] | 64.9 | 64.3 | 63.4 | 63.2 | 63.9 | 61.1 |
| Avg. Dist. to Rail [m] | 14.7 | 6.2 | 3.1 | 2.4 | 7.1 | 6.3 |
| Avg. Stride Freq. [Hz] | 2.2 | 2.2 | 2.2 | 2.2 | 2.2 | 2.2 |
| Avg. Stride Length [m] | 6.5 | 8.0 | 7.9 | 7.8 | 7.8 | 7.6 |



- [] Ranking at each section and finish
- .-.- No data available at this section
- NA No data available



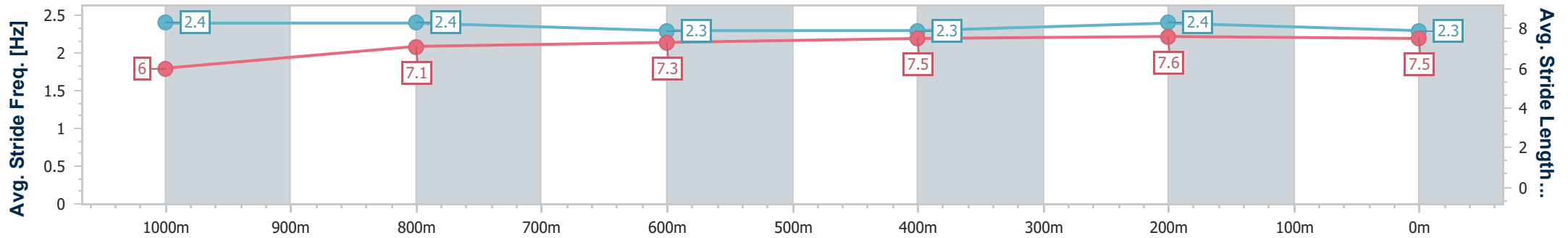
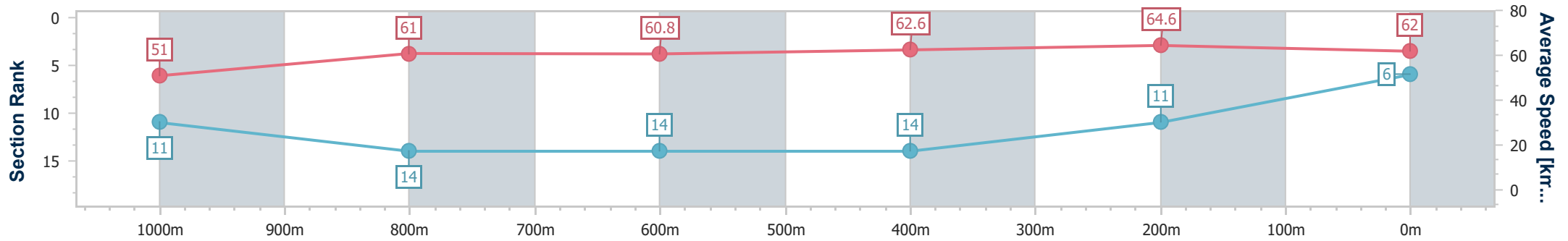
| | |
|--------------------------------|----------------|
| Horse/Jockey Name | Misting |
| Final Rank | 6 |
| Fastest Section Time (Section) | 0:11.13 (400m) |
| Top Speed [km/h] (Section) | 65.5 (400m) |
| Race State | Finished |



Sunshine Coast QLD Professional
 Race 2: SHANAHAN FAMILY LAW Maiden Plate - 1200m
 15 September 2024 - 13:48
 Track Rating: Soft 5, Weather: Fine, Rail Position: True



| Section | Overall | 1000m | 800m | 600m | 400m | 200m |
|------------------------|--------------------------|---------------------------|---------------------------|---------------------------|---------------------------|--------------|
| Section Times | 1:12.51 [6] (0:14.13) | 0:58.38 [11] (0:11.92) | 0:46.46 [14] (0:11.99) | 0:34.47 [14] (0:11.73) | 0:22.74 [14] (0:11.13) | 0:11.61 [11] |
| Average Speed [km/h] | 51.0 | 61.0 | 60.8 | 62.6 | 64.6 | 62.0 |
| Top Speed [km/h] | 62.2 | 63.2 | 63.4 | 64.1 | 65.5 | 64.4 |
| Avg. Dist. to Rail [m] | 13.5 | 5.4 | 2.2 | 3.0 | 9.5 | 9.9 |
| Avg. Stride Freq. [Hz] | 2.4 | 2.4 | 2.3 | 2.3 | 2.4 | 2.3 |
| Avg. Stride Length [m] | 6.0 | 7.1 | 7.3 | 7.5 | 7.6 | 7.5 |



- [] Ranking at each section and finish
- .-.- No data available at this section
- NA No data available



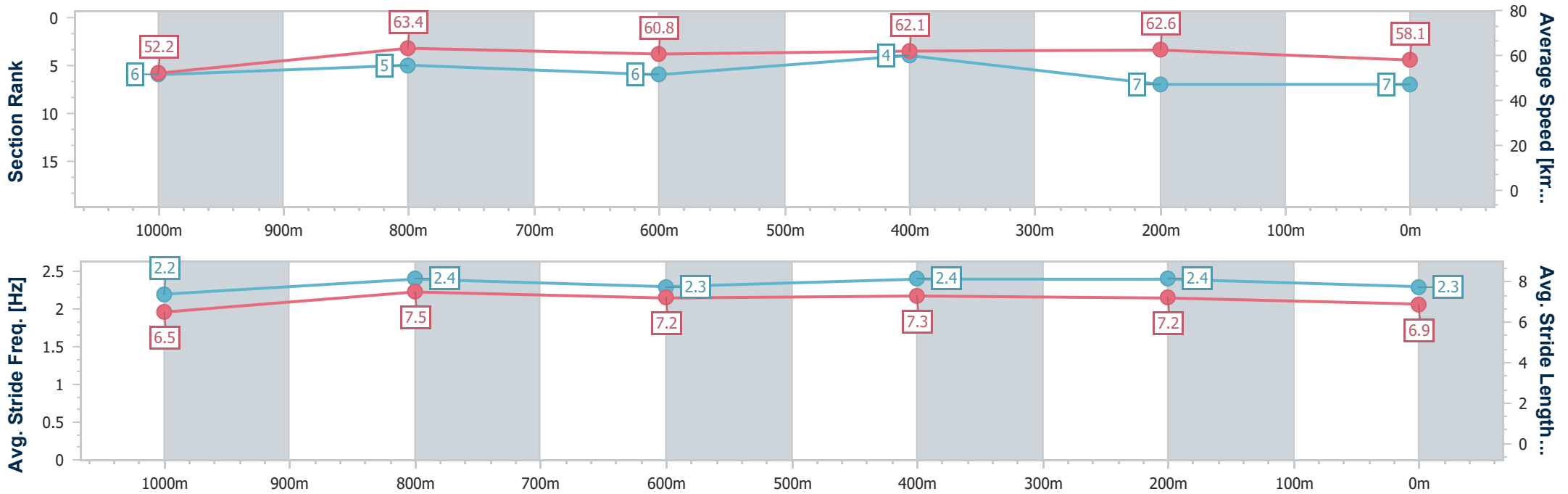
| | |
|--------------------------------|-------------------|
| Horse/Jockey Name | Behind The Scenes |
| Final Rank | 7 |
| Fastest Section Time (Section) | 0:11.44 (1000m) |
| Top Speed [km/h] (Section) | 65.5 (Overall) |
| Race State | Finished |



Sunshine Coast QLD Professional
 Race 2: SHANAHAN FAMILY LAW Maiden Plate - 1200m
 15 September 2024 - 13:48
 Track Rating: Soft 5, Weather: Fine, Rail Position: True



| Section | Overall | 1000m | 800m | 600m | 400m | 200m |
|------------------------|--------------------------|--------------------------|--------------------------|--------------------------|--------------------------|--------------------------|
| Section Times | 1:12.66 [7] (0:13.81) | 0:58.85 [6] (0:11.44) | 0:47.41 [5] (0:11.90) | 0:35.51 [6] (0:11.63) | 0:23.88 [4] (0:11.50) | 0:12.38 [7] (0:12.38) |
| Average Speed [km/h] | 52.2 | 63.4 | 60.8 | 62.1 | 62.6 | 58.1 |
| Top Speed [km/h] | 65.5 | 64.9 | 61.9 | 63.8 | 63.8 | 61.8 |
| Avg. Dist. to Rail [m] | 7.6 | 3.4 | 1.0 | 0.5 | 3.4 | 1.9 |
| Avg. Stride Freq. [Hz] | 2.2 | 2.4 | 2.3 | 2.4 | 2.4 | 2.3 |
| Avg. Stride Length [m] | 6.5 | 7.5 | 7.2 | 7.3 | 7.2 | 6.9 |



- [] Ranking at each section and finish
- .-.- No data available at this section
- NA No data available



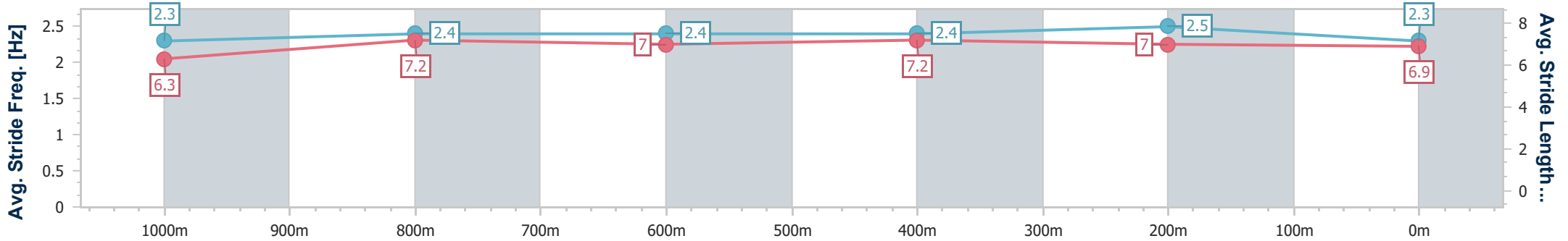
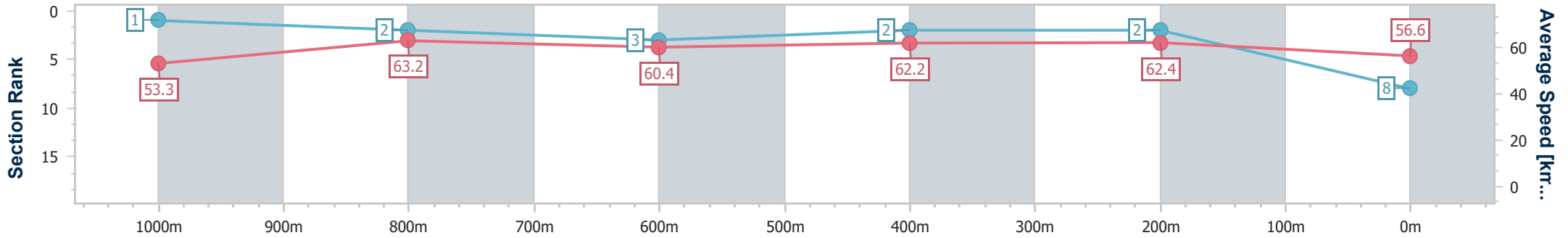
| | |
|--------------------------------|-----------------|
| Horse/Jockey Name | Eight Cylinders |
| Final Rank | 8 |
| Fastest Section Time (Section) | 0:11.43 (1000m) |
| Top Speed [km/h] (Section) | 65.3 (1000m) |
| Race State | Finished |



Sunshine Coast QLD Professional
 Race 2: SHANAHAN FAMILY LAW Maiden Plate - 1200m
 15 September 2024 - 13:48
 Track Rating: Soft 5, Weather: Fine, Rail Position: True



| Section | Overall | 1000m | 800m | 600m | 400m | 200m |
|------------------------|--------------------------|--------------------------|--------------------------|--------------------------|--------------------------|--------------------------|
| Section Times | 1:12.76 [8] (0:13.56) | 0:59.20 [1] (0:11.43) | 0:47.77 [2] (0:11.96) | 0:35.81 [3] (0:11.55) | 0:24.26 [2] (0:11.52) | 0:12.74 [2] (0:12.74) |
| Average Speed [km/h] | 53.3 | 63.2 | 60.4 | 62.2 | 62.4 | 56.6 |
| Top Speed [km/h] | 64.8 | 65.3 | 62.7 | 64.0 | 63.7 | 60.8 |
| Avg. Dist. to Rail [m] | 6.8 | 2.9 | 0.8 | 0.7 | 3.7 | 4.1 |
| Avg. Stride Freq. [Hz] | 2.3 | 2.4 | 2.4 | 2.4 | 2.5 | 2.3 |
| Avg. Stride Length [m] | 6.3 | 7.2 | 7.0 | 7.2 | 7.0 | 6.9 |



- [] Ranking at each section and finish
- .-.- No data available at this section
- NA No data available



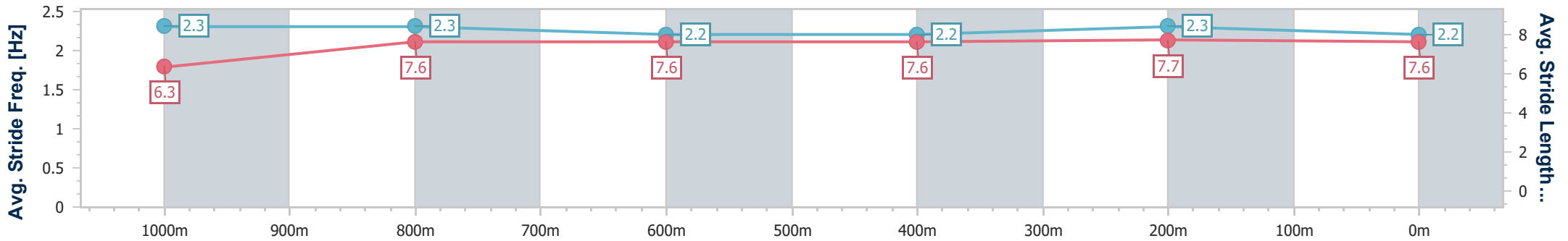
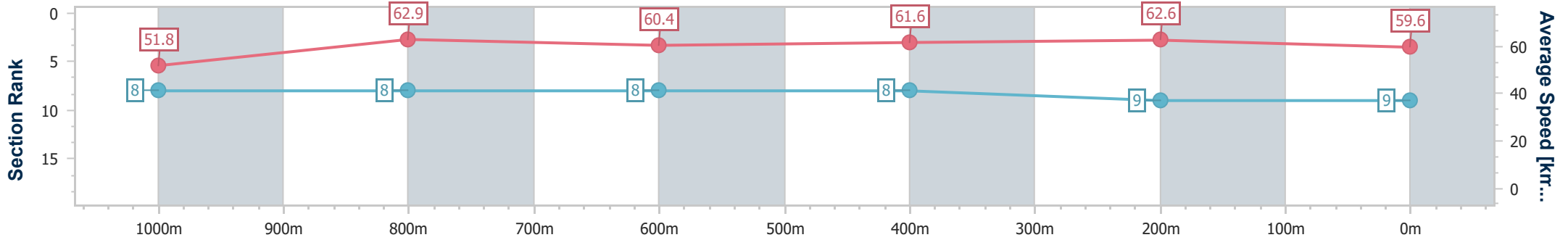
| | |
|--------------------------------|-----------------|
| Horse/Jockey Name | Madame Lexis |
| Final Rank | 9 |
| Fastest Section Time (Section) | 0:11.52 (1000m) |
| Top Speed [km/h] (Section) | 63.5 (1000m) |
| Race State | Finished |



Sunshine Coast QLD Professional
 Race 2: SHANAHAN FAMILY LAW Maiden Plate - 1200m
 15 September 2024 - 13:48
 Track Rating: Soft 5, Weather: Fine, Rail Position: True



| Section | Overall | 1000m | 800m | 600m | 400m | 200m |
|------------------------|--------------------------|--------------------------|--------------------------|--------------------------|--------------------------|--------------------------|
| Section Times | 1:12.77 [9] (0:13.88) | 0:58.89 [8] (0:11.52) | 0:47.37 [8] (0:12.03) | 0:35.34 [8] (0:11.71) | 0:23.63 [8] (0:11.53) | 0:12.10 [9] (0:12.10) |
| Average Speed [km/h] | 51.8 | 62.9 | 60.4 | 61.6 | 62.6 | 59.6 |
| Top Speed [km/h] | 63.1 | 63.5 | 62.2 | 63.2 | 63.4 | 62.5 |
| Avg. Dist. to Rail [m] | 6.1 | 2.5 | 1.4 | 0.6 | 4.6 | 6.1 |
| Avg. Stride Freq. [Hz] | 2.3 | 2.3 | 2.2 | 2.2 | 2.3 | 2.2 |
| Avg. Stride Length [m] | 6.3 | 7.6 | 7.6 | 7.6 | 7.7 | 7.6 |



- [] Ranking at each section and finish
- .-.- No data available at this section
- NA No data available



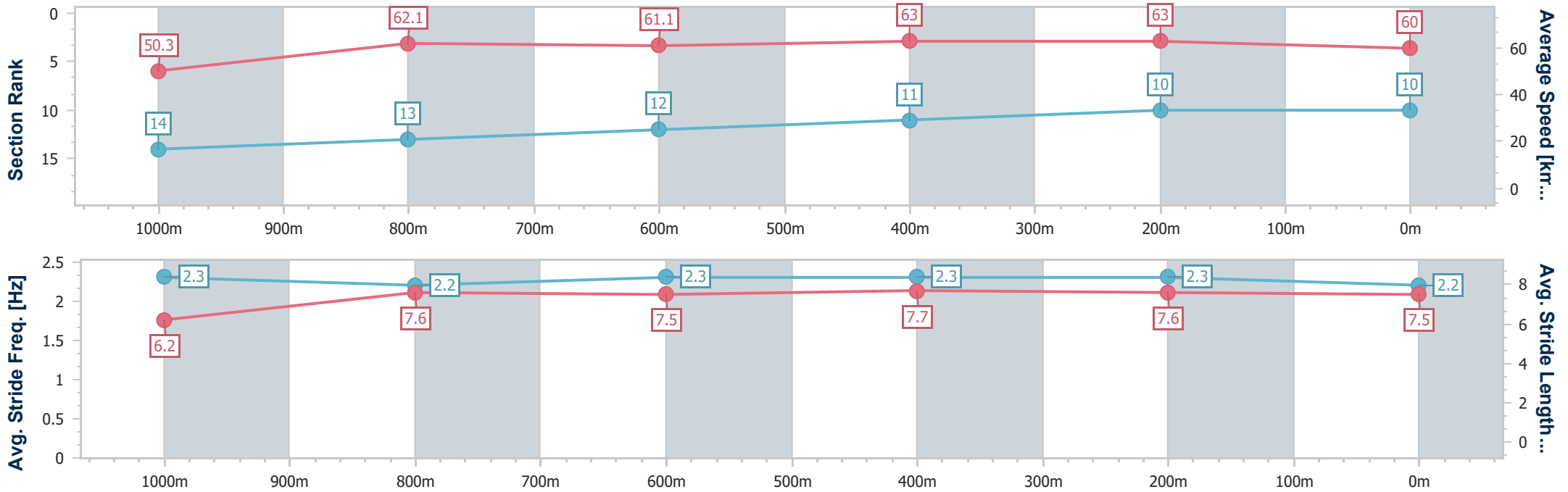
| | |
|--------------------------------|----------------|
| Horse/Jockey Name | Migratory |
| Final Rank | 10 |
| Fastest Section Time (Section) | 0:11.39 (400m) |
| Top Speed [km/h] (Section) | 64.2 (1000m) |
| Race State | Finished |



Sunshine Coast QLD Professional
 Race 2: SHANAHAN FAMILY LAW Maiden Plate - 1200m
 15 September 2024 - 13:48
 Track Rating: Soft 5, Weather: Fine, Rail Position: True



| Section | Overall | 1000m | 800m | 600m | 400m | 200m |
|------------------------|---------------------------|---------------------------|---------------------------|---------------------------|---------------------------|---------------------------|
| Section Times | 1:12.80 [10] (0:14.37) | 0:58.43 [14] (0:11.64) | 0:46.79 [13] (0:11.86) | 0:34.93 [12] (0:11.54) | 0:23.39 [11] (0:11.39) | 0:12.00 [10] (0:12.00) |
| Average Speed [km/h] | 50.3 | 62.1 | 61.1 | 63.0 | 63.0 | 60.0 |
| Top Speed [km/h] | 62.4 | 64.2 | 62.7 | 63.6 | 64.0 | 62.3 |
| Avg. Dist. to Rail [m] | 12.3 | 2.5 | 1.5 | 0.9 | 4.1 | 5.2 |
| Avg. Stride Freq. [Hz] | 2.3 | 2.2 | 2.3 | 2.3 | 2.3 | 2.2 |
| Avg. Stride Length [m] | 6.2 | 7.6 | 7.5 | 7.7 | 7.6 | 7.5 |



- [] Ranking at each section and finish
- .-.- No data available at this section
- NA No data available



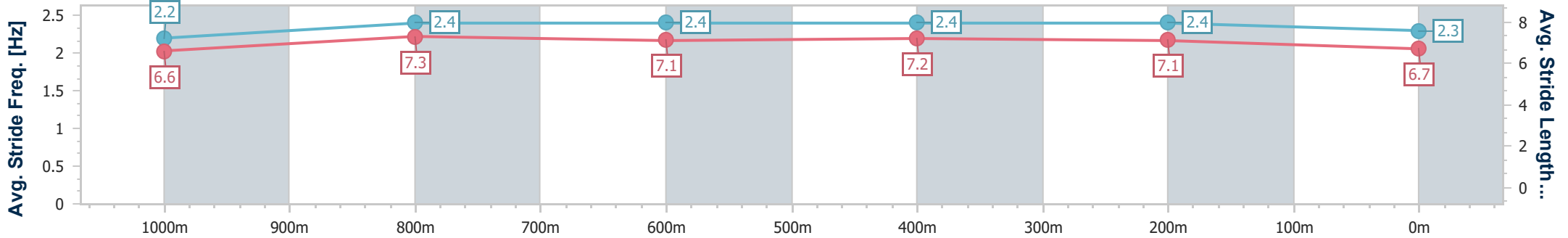
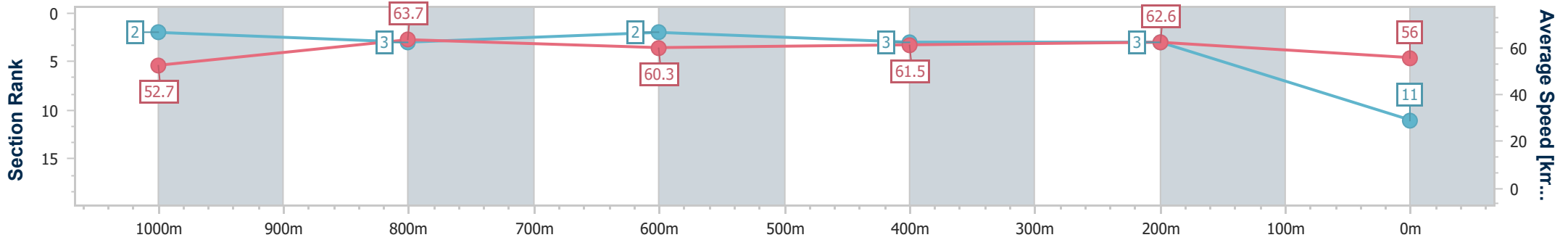
| | |
|--------------------------------|-----------------|
| Horse/Jockey Name | Heavenwood |
| Final Rank | 11 |
| Fastest Section Time (Section) | 0:11.35 (1000m) |
| Top Speed [km/h] (Section) | 64.5 (1000m) |
| Race State | Finished |



Sunshine Coast QLD Professional
 Race 2: SHANAHAN FAMILY LAW Maiden Plate - 1200m
 15 September 2024 - 13:48
 Track Rating: Soft 5, Weather: Fine, Rail Position: True



| Section | Overall | 1000m | 800m | 600m | 400m | 200m |
|------------------------|---------------------------|--------------------------|--------------------------|--------------------------|--------------------------|--------------------------|
| Section Times | 1:12.86 [11] (0:13.66) | 0:59.20 [2] (0:11.35) | 0:47.85 [3] (0:11.88) | 0:35.97 [2] (0:11.63) | 0:24.34 [3] (0:11.50) | 0:12.84 [3] (0:12.84) |
| Average Speed [km/h] | 52.7 | 63.7 | 60.3 | 61.5 | 62.6 | 56.0 |
| Top Speed [km/h] | 64.0 | 64.5 | 61.9 | 63.5 | 63.8 | 60.3 |
| Avg. Dist. to Rail [m] | 3.6 | 1.8 | 0.8 | 1.5 | 2.5 | 3.3 |
| Avg. Stride Freq. [Hz] | 2.2 | 2.4 | 2.4 | 2.4 | 2.4 | 2.3 |
| Avg. Stride Length [m] | 6.6 | 7.3 | 7.1 | 7.2 | 7.1 | 6.7 |



- [] Ranking at each section and finish
- .-.- No data available at this section
- NA No data available



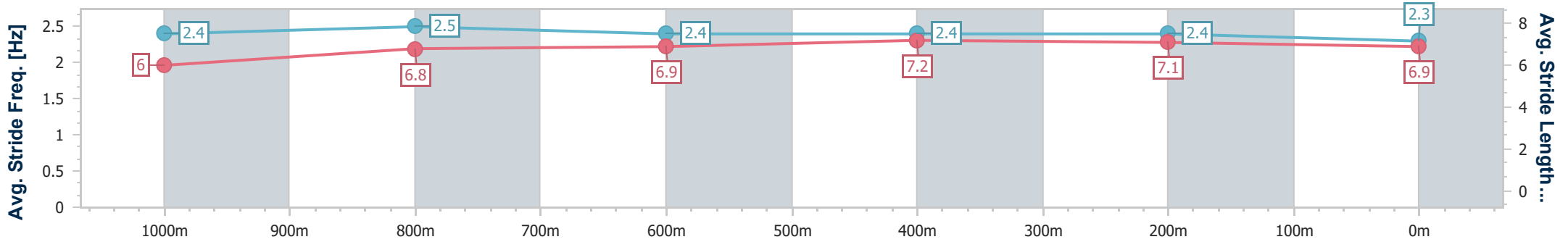
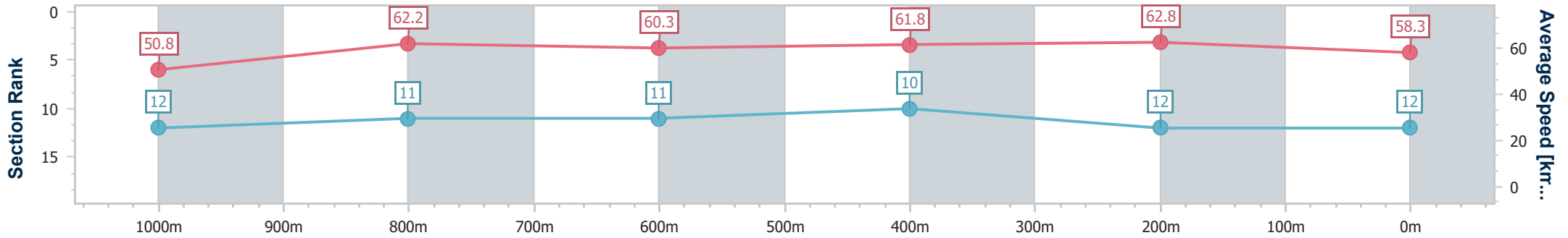
| | |
|--------------------------------|-----------------|
| Horse/Jockey Name | Embezzled Heart |
| Final Rank | 12 |
| Fastest Section Time (Section) | 0:11.52 (400m) |
| Top Speed [km/h] (Section) | 65.1 (600m) |
| Race State | Finished |



Sunshine Coast QLD Professional
 Race 2: SHANAHAN FAMILY LAW Maiden Plate - 1200m
 15 September 2024 - 13:48
 Track Rating: Soft 5, Weather: Fine, Rail Position: True



| Section | Overall | 1000m | 800m | 600m | 400m | 200m |
|------------------------|---------------------------|---------------------------|---------------------------|---------------------------|---------------------------|---------------------------|
| Section Times | 1:13.24 [12] (0:14.22) | 0:59.02 [12] (0:11.63) | 0:47.39 [11] (0:11.88) | 0:35.51 [11] (0:11.66) | 0:23.85 [10] (0:11.52) | 0:12.33 [12] (0:12.33) |
| Average Speed [km/h] | 50.8 | 62.2 | 60.3 | 61.8 | 62.8 | 58.3 |
| Top Speed [km/h] | 63.2 | 62.5 | 62.3 | 65.1 | 64.9 | 62.0 |
| Avg. Dist. to Rail [m] | 3.7 | 1.4 | 0.6 | 0.4 | 5.7 | 7.9 |
| Avg. Stride Freq. [Hz] | 2.4 | 2.5 | 2.4 | 2.4 | 2.4 | 2.3 |
| Avg. Stride Length [m] | 6.0 | 6.8 | 6.9 | 7.2 | 7.1 | 6.9 |



- [] Ranking at each section and finish
- .-.- No data available at this section
- NA No data available



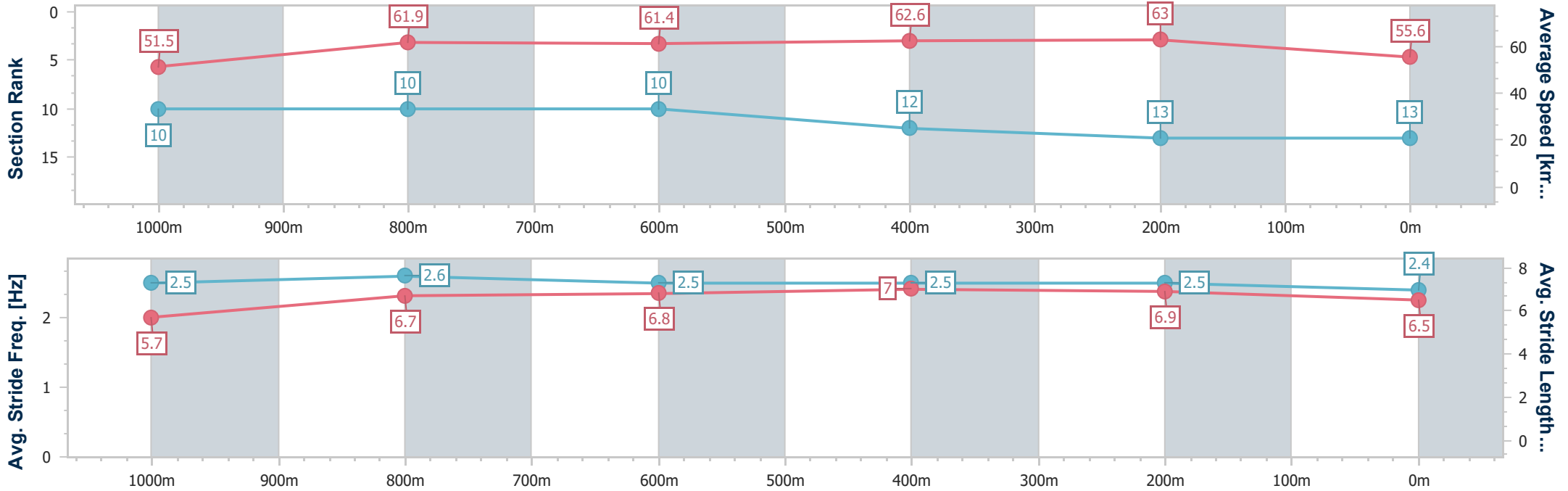
| | |
|--------------------------------|----------------|
| Horse/Jockey Name | Zephalong |
| Final Rank | 13 |
| Fastest Section Time (Section) | 0:11.45 (400m) |
| Top Speed [km/h] (Section) | 64.1 (600m) |
| Race State | Finished |



Sunshine Coast QLD Professional
 Race 2: SHANAHAN FAMILY LAW Maiden Plate - 1200m
 15 September 2024 - 13:48
 Track Rating: Soft 5, Weather: Fine, Rail Position: True



| Section | Overall | 1000m | 800m | 600m | 400m | 200m |
|------------------------|---------------------------|---------------------------|---------------------------|---------------------------|---------------------------|---------------------------|
| Section Times | 1:13.87 [13] (0:14.04) | 0:59.83 [10] (0:11.72) | 0:48.11 [10] (0:11.96) | 0:36.15 [10] (0:11.77) | 0:24.38 [12] (0:11.45) | 0:12.93 [13] (0:12.93) |
| Average Speed [km/h] | 51.5 | 61.9 | 61.4 | 62.6 | 63.0 | 55.6 |
| Top Speed [km/h] | 63.2 | 63.5 | 62.7 | 64.1 | 63.8 | 61.7 |
| Avg. Dist. to Rail [m] | 12.1 | 4.8 | 3.4 | 3.8 | 8.0 | 8.5 |
| Avg. Stride Freq. [Hz] | 2.5 | 2.6 | 2.5 | 2.5 | 2.5 | 2.4 |
| Avg. Stride Length [m] | 5.7 | 6.7 | 6.8 | 7.0 | 6.9 | 6.5 |



- [] Ranking at each section and finish
- .-.- No data available at this section
- NA No data available



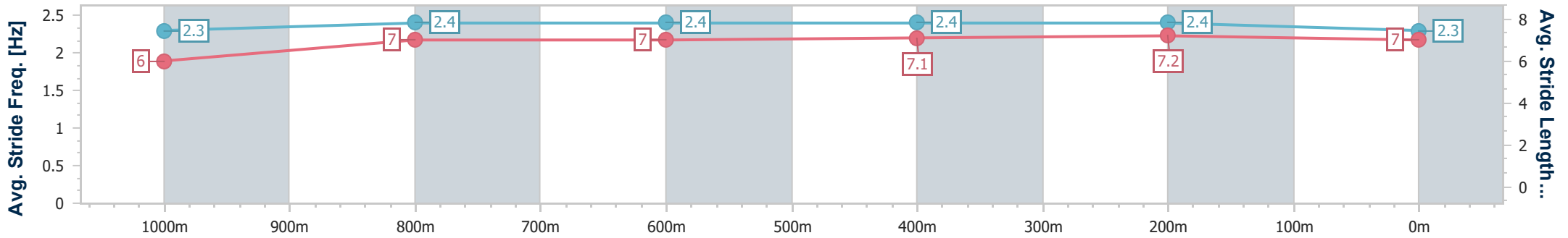
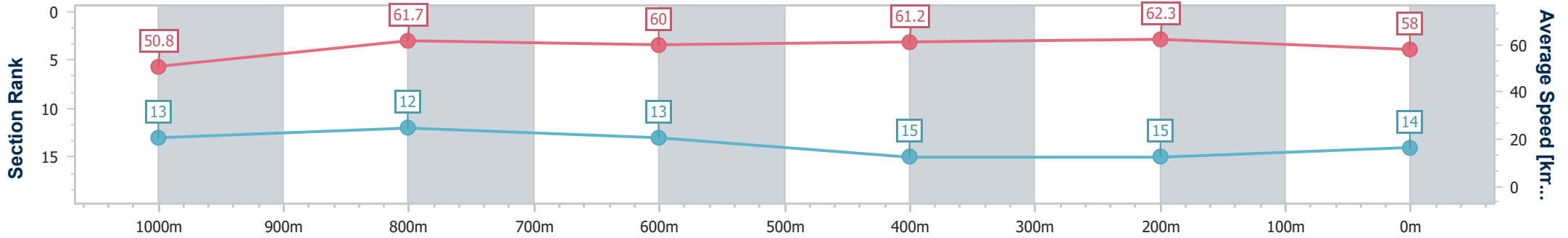
| | |
|--------------------------------|----------------|
| Horse/Jockey Name | Blessed Day |
| Final Rank | 14 |
| Fastest Section Time (Section) | 0:11.55 (400m) |
| Top Speed [km/h] (Section) | 63.5 (400m) |
| Race State | Finished |



Sunshine Coast QLD Professional
 Race 2: SHANAHAN FAMILY LAW Maiden Plate - 1200m
 15 September 2024 - 13:48
 Track Rating: Soft 5, Weather: Fine, Rail Position: True



| Section | Overall | 1000m | 800m | 600m | 400m | 200m |
|------------------------|---------------------------|---------------------------|---------------------------|---------------------------|---------------------------|---------------------------|
| Section Times | 1:13.93 [14] (0:14.24) | 0:59.69 [13] (0:11.74) | 0:47.95 [12] (0:12.03) | 0:35.92 [13] (0:11.90) | 0:24.02 [15] (0:11.55) | 0:12.47 [15] (0:12.47) |
| Average Speed [km/h] | 50.8 | 61.7 | 60.0 | 61.2 | 62.3 | 58.0 |
| Top Speed [km/h] | 62.9 | 62.9 | 62.1 | 62.0 | 63.5 | 60.6 |
| Avg. Dist. to Rail [m] | 4.9 | 2.8 | 1.0 | 1.7 | 4.9 | 4.3 |
| Avg. Stride Freq. [Hz] | 2.3 | 2.4 | 2.4 | 2.4 | 2.4 | 2.3 |
| Avg. Stride Length [m] | 6.0 | 7.0 | 7.0 | 7.1 | 7.2 | 7.0 |



- [] Ranking at each section and finish
- .-.- No data available at this section
- NA No data available



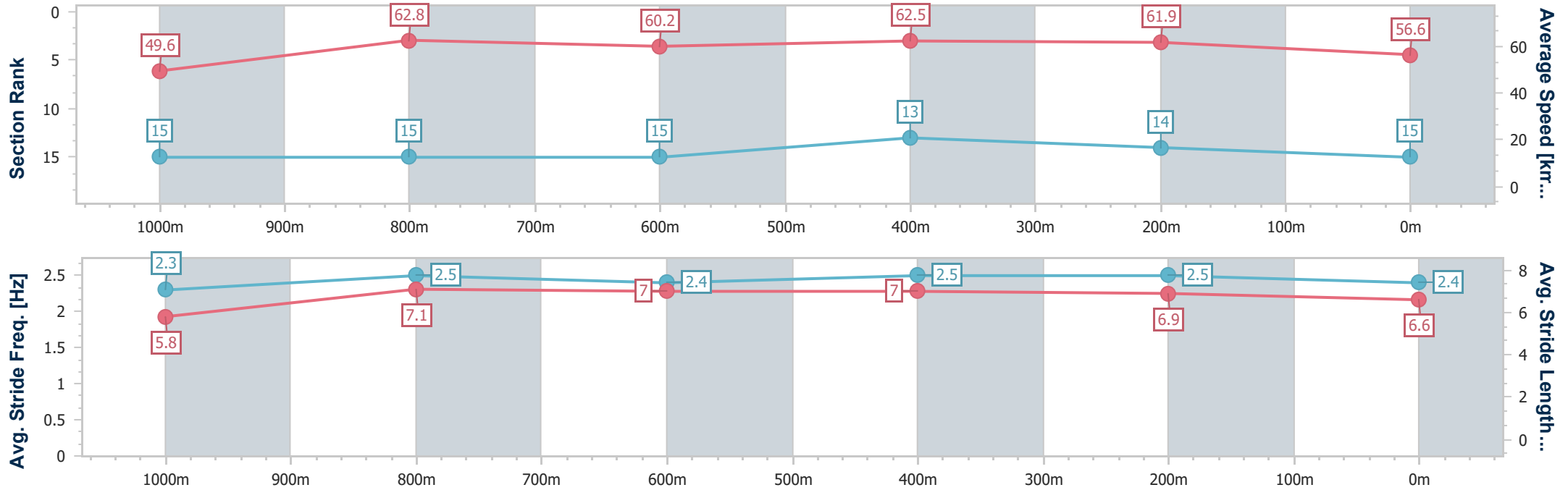
| | |
|--------------------------------|----------------|
| Horse/Jockey Name | Tiny Wonder |
| Final Rank | 15 |
| Fastest Section Time (Section) | 0:11.49 (600m) |
| Top Speed [km/h] (Section) | 64.0 (600m) |
| Race State | Finished |



Sunshine Coast QLD Professional
 Race 2: SHANAHAN FAMILY LAW Maiden Plate - 1200m
 15 September 2024 - 13:48
 Track Rating: Soft 5, Weather: Fine, Rail Position: True



| Section | Overall | 1000m | 800m | 600m | 400m | 200m |
|------------------------|---------------------------|---------------------------|---------------------------|---------------------------|---------------------------|--------------|
| Section Times | 1:14.03 [15] (0:14.57) | 0:59.46 [15] (0:11.51) | 0:47.95 [15] (0:12.10) | 0:35.85 [15] (0:11.49) | 0:24.36 [13] (0:11.64) | 0:12.72 [14] |
| Average Speed [km/h] | 49.6 | 62.8 | 60.2 | 62.5 | 61.9 | 56.6 |
| Top Speed [km/h] | 63.8 | 63.9 | 62.7 | 64.0 | 63.9 | 60.5 |
| Avg. Dist. to Rail [m] | 7.4 | 3.3 | 1.6 | 0.8 | 2.8 | 3.3 |
| Avg. Stride Freq. [Hz] | 2.3 | 2.5 | 2.4 | 2.5 | 2.5 | 2.4 |
| Avg. Stride Length [m] | 5.8 | 7.1 | 7.0 | 7.0 | 6.9 | 6.6 |



- [] Ranking at each section and finish
- .-.- No data available at this section
- NA No data available



Sunshine Coast QLD Professional
Race 3: AUSTRALIAN ENERGY ANALYTICS PINK RIBBON CUP Class 4
Handicap - 1600m
15 September 2024 - 14:20



Track Rating: Soft 5, Weather: Fine, Rail Position: True

| Section | | Overall | 1400m | 1200m | 1000m | 800m | 600m | 400m | Last 600m | | | | |
|-------------|--|----------------------|----------------------|----------------------|--------------------------|--------------------------|--------------------------|--------------------------|--------------------------|--------------------------|--------------------------|---------|----|
| Field Times | | 1:38.54 (0:13.67) | 1:24.87 (0:11.97) | 1:12.90 (0:12.43) | 1:00.47 (0:12.87) | 0:47.60 (0:12.70) | 0:34.90 (0:11.99) | 0:22.91 (0:11.20) | 0:34.90 | | | | |
| Rank | TAB Horse/Jockey | Barrier | Top Speed [km/h] | Fastest Section | Distance Travelled [m] | | | | | | | | |
| 1 | 2 COLLEAGUES Michael Rodd | 4 | 66.0 400m | 0:11.08 400m | 1:38.54 [1] (0:14.16) | 1:24.38 [5] (0:11.79) | 1:12.59 [4] (0:12.55) | 1:00.04 [4] (0:12.89) | 0:47.15 [4] (0:12.50) | 0:34.65 [4] (0:11.86) | 0:22.79 [3] (0:11.08) | 0:34.65 | |
| 2 | 4 ULTIMATE OUTCOME Robbie Dolan | 1 | 66.4 400m | 0:11.10 400m | 1:38.56 [2] (0:14.53) | 1:24.03 [6] (0:11.84) | 1:12.19 [6] (0:12.61) | 0:59.58 [6] (0:12.63) | 0:46.95 [6] (0:12.49) | 0:34.46 [6] (0:11.86) | 0:22.60 [6] (0:11.10) | 0:34.46 | +1 |
| 3 | 9 SCHOONA THE BETTER Nikita Beriman | 6 | 65.1 400m | 0:11.26 400m | 1:38.74 [3] (0:13.67) | 1:25.07 [1] (0:11.97) | 1:13.10 [1] (0:12.43) | 1:00.67 [1] (0:12.87) | 0:47.80 [1] (0:12.75) | 0:35.05 [2] (0:11.94) | 0:23.11 [1] (0:11.26) | 0:35.05 | -2 |
| 4 | 1 BALTIC COAST James Orman | 5 | 64.7 Overall | 0:11.32 400m | 1:39.13 [4] (0:13.82) | 1:25.31 [2] (0:11.88) | 1:13.43 [2] (0:12.41) | 1:01.02 [2] (0:12.86) | 0:48.16 [2] (0:12.67) | 0:35.49 [1] (0:12.04) | 0:23.45 [2] (0:11.32) | 0:35.49 | +2 |
| 5 | 8 WICKED'N' LOVIN'IT Michael Cahill | 2 | 64.9 400m | 0:11.31 400m | 1:39.35 [5] (0:14.09) | 1:25.26 [4] (0:11.97) | 1:13.29 [5] (0:12.57) | 1:00.72 [5] (0:12.80) | 0:47.92 [5] (0:12.62) | 0:35.30 [5] (0:11.80) | 0:23.50 [5] (0:11.31) | 0:35.30 | -1 |
| 6 | 3 O'MISS BEHAVING Fiona Sandkuhl | 3 | 64.4 400m | 0:11.40 400m | 1:39.48 [6] (0:13.86) | 1:25.62 [3] (0:11.96) | 1:13.66 [3] (0:12.49) | 1:01.17 [3] (0:12.86) | 0:48.31 [3] (0:12.65) | 0:35.66 [3] (0:12.02) | 0:23.64 [4] (0:11.40) | 0:35.66 | -1 |

Scratched: Turbulent (#5), Dark Chill (#6), Smart As Smart (#7)

[] Ranking at each section and finish
 -:-:- No data available at this section
 NA No data available

SCN Saddle cloth number
 DNF Did not finish
 DNT Did not track



Sunshine Coast QLD Professional
Race 3: AUSTRALIAN ENERGY ANALYTICS PINK RIBBON CUP Class 4
Handicap - 1600m
15 September 2024 - 14:20



Track Rating: Soft 5, Weather: Fine, Rail Position: True

| Section | | | | 200m | | | | Last 600m | |
|-------------|-----|---|---------|----------------------|-----------------|--------------------------|---------|-----------|------------------------|
| Field Times | | | | 0:11.71 (0:11.71) | | | | 0:34.90 | |
| Rank | TAB | Horse/Jockey | Barrier | Top Speed [km/h] | Fastest Section | Margin | | | Distance Travelled [m] |
| 1 | 2 | COLLEAGUES Michael Rodd | 4 | 66.0 400m | 0:11.08 400m | 0:11.71 [1] (0:11.71) | 1:38.54 | | 0:34.65 |
| 2 | 4 | ULTIMATE OUTCOME Robbie Dolan | 1 | 66.4 400m | 0:11.10 400m | 0:11.50 [4] (0:11.50) | 0.1L | | 0:34.46 +1 |
| 3 | 9 | SCHOONA THE BETTER Nikita Beriman | 6 | 65.1 400m | 0:11.26 400m | 0:11.85 [2] (0:11.85) | 1.1L | | 0:35.05 -2 |
| 4 | 1 | BALTIC COAST James Orman | 5 | 64.7 Overall | 0:11.32 400m | 0:12.13 [3] (0:12.13) | 3.4L | | 0:35.49 +2 |
| 5 | 8 | WICKED'N' LOVIN'IT Michael Cahill | 2 | 64.9 400m | 0:11.31 400m | 0:12.19 [5] (0:12.19) | 4.7L | | 0:35.30 -1 |
| 6 | 3 | O'MISS BEHAVING Fiona Sandkuhl | 3 | 64.4 400m | 0:11.40 400m | 0:12.24 [6] (0:12.24) | 5.2L | | 0:35.66 -1 |

Scratched: Turbulent (#5), Dark Chill (#6), Smart As Smart (#7)

[] Ranking at each section and finish
 -:-:- No data available at this section
 NA No data available

SCN Saddle cloth number
 DNF Did not finish
 DNT Did not track



| | |
|--------------------------------|----------------|
| Horse/Jockey Name | Colleagues |
| Final Rank | 1 |
| Fastest Section Time (Section) | 0:11.08 (400m) |
| Top Speed [km/h] (Section) | 66.0 (400m) |
| Race State | Finished |



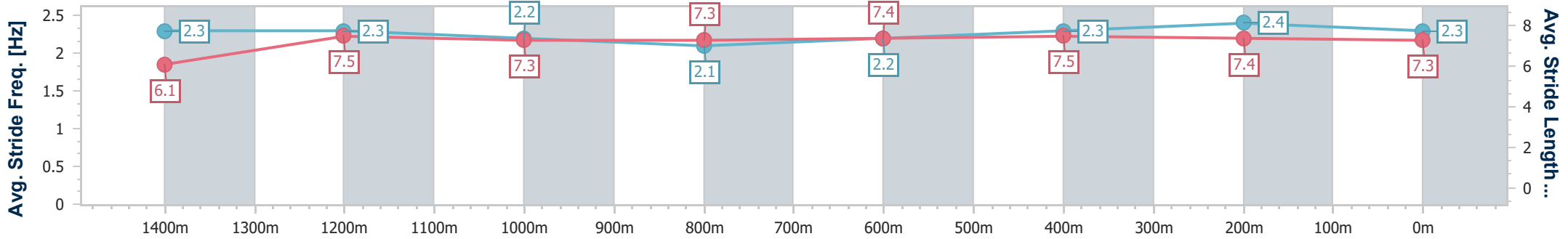
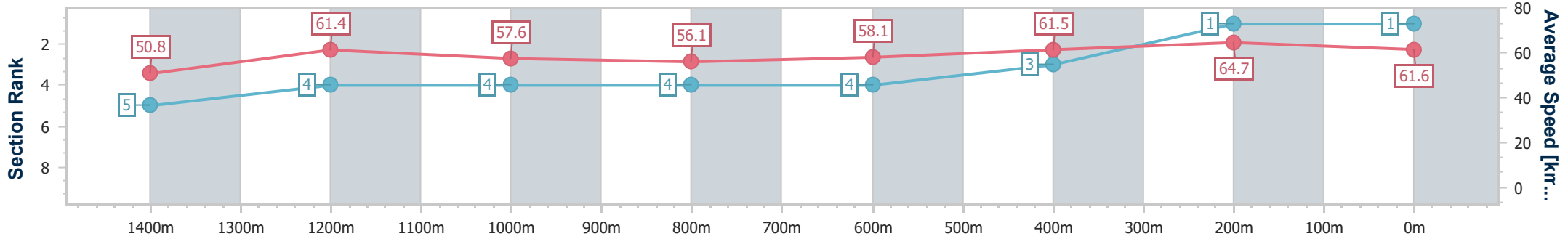
Sunshine Coast QLD Professional
Race 3: AUSTRALIAN ENERGY ANALYTICS PINK RIBBON CUP
Class 4 Handicap - 1600m



15 September 2024 - 14:20

Track Rating: Soft 5, Weather: Fine, Rail Position: True

| Section | Overall | 1400m | 1200m | 1000m | 800m | 600m | 400m | 200m |
|------------------------|--------------------------|--------------------------|--------------------------|--------------------------|--------------------------|--------------------------|--------------------------|--------------------------|
| Section Times | 1:38.54 [1] (0:14.16) | 1:24.38 [5] (0:11.79) | 1:12.59 [4] (0:12.55) | 1:00.04 [4] (0:12.89) | 0:47.15 [4] (0:12.50) | 0:34.65 [4] (0:11.86) | 0:22.79 [3] (0:11.08) | 0:11.71 [1] (0:11.71) |
| Average Speed [km/h] | 50.8 | 61.4 | 57.6 | 56.1 | 58.1 | 61.5 | 64.7 | 61.6 |
| Top Speed [km/h] | 62.7 | 62.8 | 58.5 | 57.3 | 58.9 | 65.8 | 66.0 | 64.1 |
| Avg. Dist. to Rail [m] | 6.4 | 3.3 | 3.1 | 2.9 | 1.3 | 1.9 | 4.9 | 2.5 |
| Avg. Stride Freq. [Hz] | 2.3 | 2.3 | 2.2 | 2.1 | 2.2 | 2.3 | 2.4 | 2.3 |
| Avg. Stride Length [m] | 6.1 | 7.5 | 7.3 | 7.3 | 7.4 | 7.5 | 7.4 | 7.3 |



- [] Ranking at each section and finish
- .-.- No data available at this section
- NA No data available



| | |
|--------------------------------|------------------|
| Horse/Jockey Name | Ultimate Outcome |
| Final Rank | 2 |
| Fastest Section Time (Section) | 0:11.10 (400m) |
| Top Speed [km/h] (Section) | 66.4 (400m) |
| Race State | Finished |



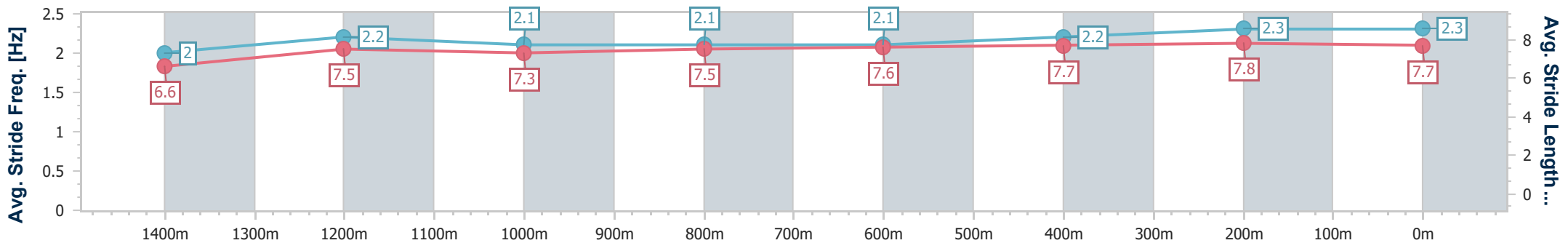
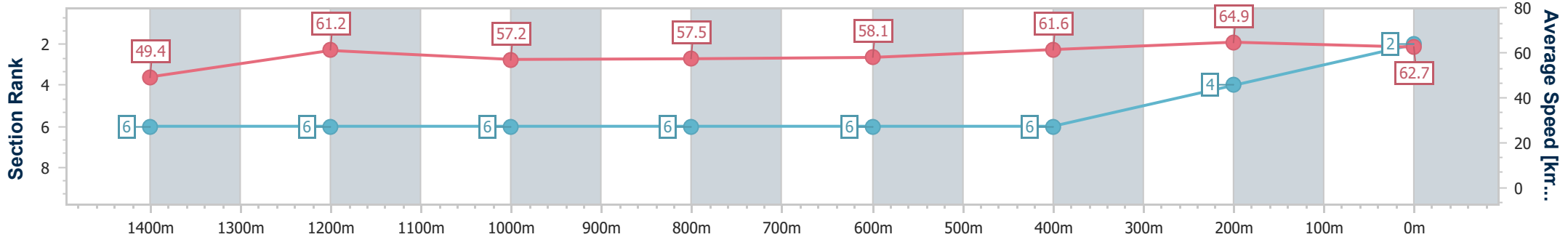
Sunshine Coast QLD Professional
 Race 3: AUSTRALIAN ENERGY ANALYTICS PINK RIBBON CUP
 Class 4 Handicap - 1600m



15 September 2024 - 14:20

Track Rating: Soft 5, Weather: Fine, Rail Position: True

| Section | Overall | 1400m | 1200m | 1000m | 800m | 600m | 400m | 200m |
|------------------------|--------------------------|--------------------------|--------------------------|--------------------------|--------------------------|--------------------------|--------------------------|--------------------------|
| Section Times | 1:38.56 [2] (0:14.53) | 1:24.03 [6] (0:11.84) | 1:12.19 [6] (0:12.61) | 0:59.58 [6] (0:12.63) | 0:46.95 [6] (0:12.49) | 0:34.46 [6] (0:11.86) | 0:22.60 [6] (0:11.10) | 0:11.50 [4] (0:11.50) |
| Average Speed [km/h] | 49.4 | 61.2 | 57.2 | 57.5 | 58.1 | 61.6 | 64.9 | 62.7 |
| Top Speed [km/h] | 60.9 | 62.4 | 58.2 | 58.6 | 59.2 | 64.7 | 66.4 | 64.7 |
| Avg. Dist. to Rail [m] | 4.3 | 2.2 | 2.3 | 2.7 | 1.4 | 2.3 | 7.8 | 6.7 |
| Avg. Stride Freq. [Hz] | 2.0 | 2.2 | 2.1 | 2.1 | 2.1 | 2.2 | 2.3 | 2.3 |
| Avg. Stride Length [m] | 6.6 | 7.5 | 7.3 | 7.5 | 7.6 | 7.7 | 7.8 | 7.7 |



- [] Ranking at each section and finish
- .-.- No data available at this section
- NA No data available



| | |
|--------------------------------|--------------------|
| Horse/Jockey Name | Schoona The Better |
| Final Rank | 3 |
| Fastest Section Time (Section) | 0:11.26 (400m) |
| Top Speed [km/h] (Section) | 65.1 (400m) |
| Race State | Finished |



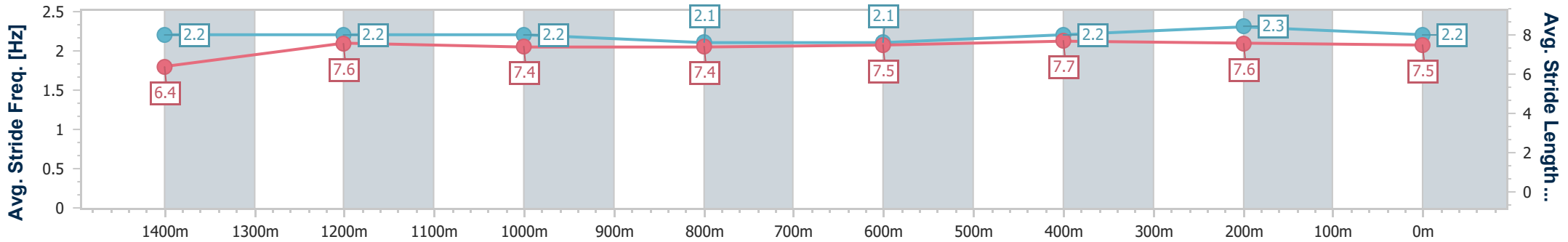
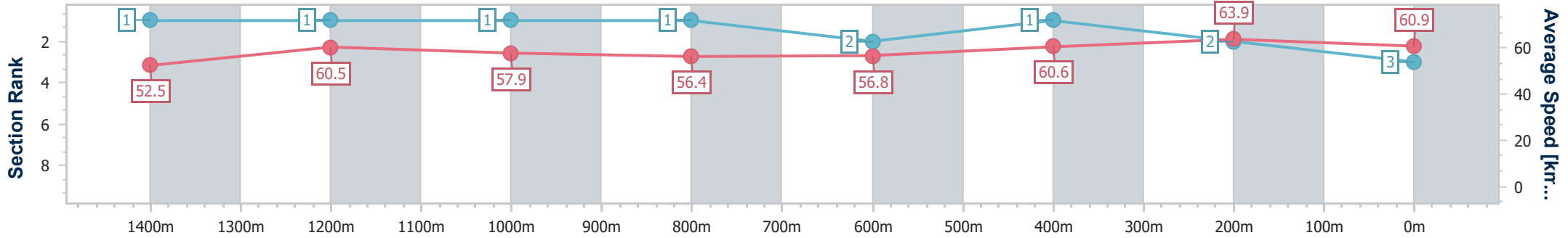
Sunshine Coast QLD Professional
 Race 3: AUSTRALIAN ENERGY ANALYTICS PINK RIBBON CUP
 Class 4 Handicap - 1600m



15 September 2024 - 14:20

Track Rating: Soft 5, Weather: Fine, Rail Position: True

| Section | Overall | 1400m | 1200m | 1000m | 800m | 600m | 400m | 200m |
|------------------------|--------------------------|--------------------------|--------------------------|--------------------------|--------------------------|--------------------------|--------------------------|--------------------------|
| Section Times | 1:38.74 [3] (0:13.67) | 1:25.07 [1] (0:11.97) | 1:13.10 [1] (0:12.43) | 1:00.67 [1] (0:12.87) | 0:47.80 [1] (0:12.75) | 0:35.05 [2] (0:11.94) | 0:23.11 [1] (0:11.26) | 0:11.85 [2] (0:11.85) |
| Average Speed [km/h] | 52.5 | 60.5 | 57.9 | 56.4 | 56.8 | 60.6 | 63.9 | 60.9 |
| Top Speed [km/h] | 64.4 | 63.5 | 59.4 | 57.3 | 58.6 | 62.8 | 65.1 | 65.0 |
| Avg. Dist. to Rail [m] | 10.0 | 2.8 | 2.3 | 2.3 | 1.5 | 0.6 | 3.9 | 3.5 |
| Avg. Stride Freq. [Hz] | 2.2 | 2.2 | 2.2 | 2.1 | 2.1 | 2.2 | 2.3 | 2.2 |
| Avg. Stride Length [m] | 6.4 | 7.6 | 7.4 | 7.4 | 7.5 | 7.7 | 7.6 | 7.5 |



- [] Ranking at each section and finish
- .-.- No data available at this section
- NA No data available



| | |
|--------------------------------|----------------|
| Horse/Jockey Name | Baltic Coast |
| Final Rank | 4 |
| Fastest Section Time (Section) | 0:11.32 (400m) |
| Top Speed [km/h] (Section) | 64.7 (Overall) |
| Race State | Finished |



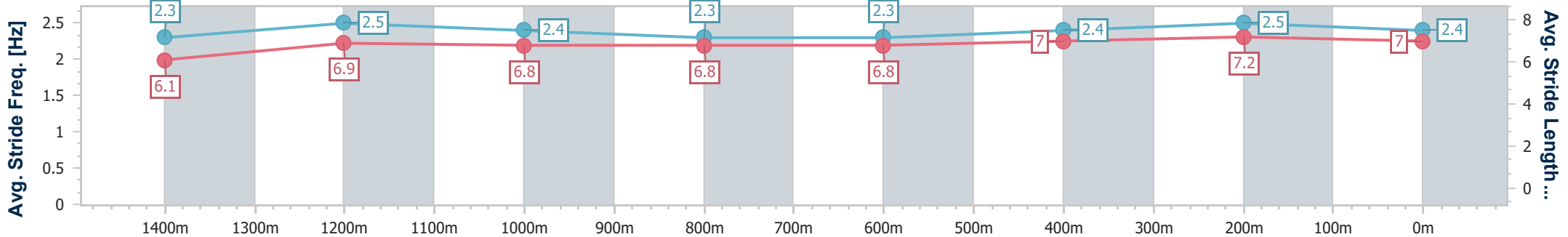
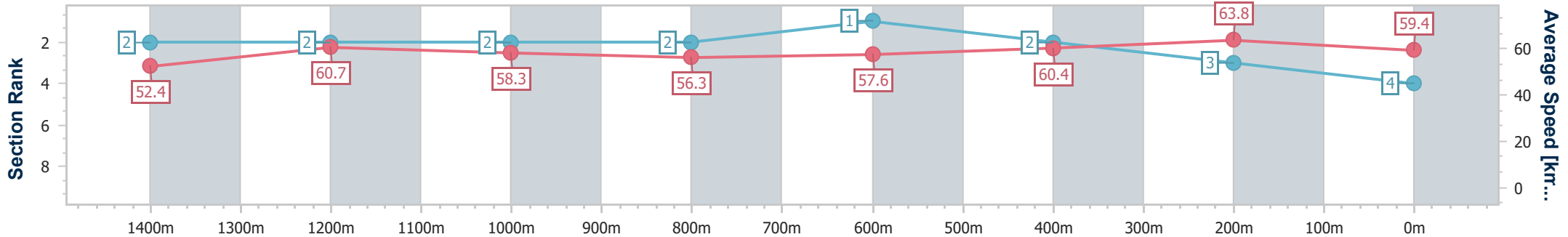
Sunshine Coast QLD Professional
 Race 3: AUSTRALIAN ENERGY ANALYTICS PINK RIBBON CUP
 Class 4 Handicap - 1600m



15 September 2024 - 14:20

Track Rating: Soft 5, Weather: Fine, Rail Position: True

| Section | Overall | 1400m | 1200m | 1000m | 800m | 600m | 400m | 200m |
|------------------------|--------------------------|--------------------------|--------------------------|--------------------------|--------------------------|--------------------------|--------------------------|--------------------------|
| Section Times | 1:39.13 [4] (0:13.82) | 1:25.31 [2] (0:11.88) | 1:13.43 [2] (0:12.41) | 1:01.02 [2] (0:12.86) | 0:48.16 [2] (0:12.67) | 0:35.49 [1] (0:12.04) | 0:23.45 [2] (0:11.32) | 0:12.13 [3] (0:12.13) |
| Average Speed [km/h] | 52.4 | 60.7 | 58.3 | 56.3 | 57.6 | 60.4 | 63.8 | 59.4 |
| Top Speed [km/h] | 64.7 | 63.2 | 59.7 | 57.2 | 58.1 | 63.6 | 64.6 | 62.4 |
| Avg. Dist. to Rail [m] | 8.0 | 3.0 | 3.1 | 3.1 | 2.2 | 1.9 | 4.9 | 4.3 |
| Avg. Stride Freq. [Hz] | 2.3 | 2.5 | 2.4 | 2.3 | 2.3 | 2.4 | 2.5 | 2.4 |
| Avg. Stride Length [m] | 6.1 | 6.9 | 6.8 | 6.8 | 6.8 | 7.0 | 7.2 | 7.0 |



- [] Ranking at each section and finish
- .-.- No data available at this section
- NA No data available



| | |
|--------------------------------|--------------------|
| Horse/Jockey Name | Wicked'n' Lovin'it |
| Final Rank | 5 |
| Fastest Section Time (Section) | 0:11.31 (400m) |
| Top Speed [km/h] (Section) | 64.9 (400m) |
| Race State | Finished |



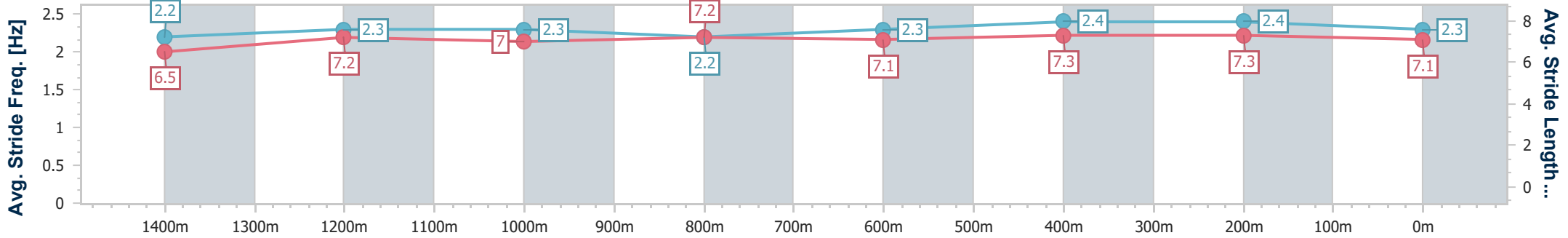
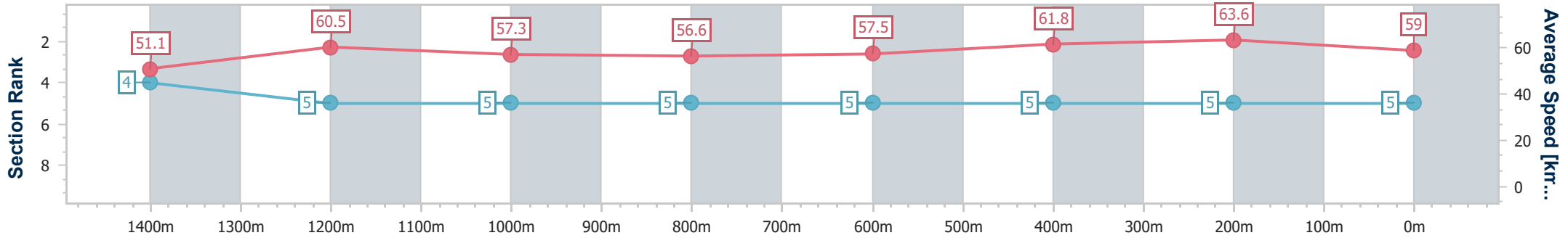
Sunshine Coast QLD Professional
 Race 3: AUSTRALIAN ENERGY ANALYTICS PINK RIBBON CUP
 Class 4 Handicap - 1600m



15 September 2024 - 14:20

Track Rating: Soft 5, Weather: Fine, Rail Position: True

| Section | Overall | 1400m | 1200m | 1000m | 800m | 600m | 400m | 200m |
|------------------------|--------------------------|--------------------------|--------------------------|--------------------------|--------------------------|--------------------------|--------------------------|--------------------------|
| Section Times | 1:39.35 [5] (0:14.09) | 1:25.26 [4] (0:11.97) | 1:13.29 [5] (0:12.57) | 1:00.72 [5] (0:12.80) | 0:47.92 [5] (0:12.62) | 0:35.30 [5] (0:11.80) | 0:23.50 [5] (0:11.31) | 0:12.19 [5] (0:12.19) |
| Average Speed [km/h] | 51.1 | 60.5 | 57.3 | 56.6 | 57.5 | 61.8 | 63.6 | 59.0 |
| Top Speed [km/h] | 63.3 | 63.5 | 58.2 | 57.6 | 58.8 | 64.8 | 64.9 | 61.2 |
| Avg. Dist. to Rail [m] | 4.8 | 2.5 | 2.4 | 2.2 | 1.5 | 1.8 | 5.3 | 5.1 |
| Avg. Stride Freq. [Hz] | 2.2 | 2.3 | 2.3 | 2.2 | 2.3 | 2.4 | 2.4 | 2.3 |
| Avg. Stride Length [m] | 6.5 | 7.2 | 7.0 | 7.2 | 7.1 | 7.3 | 7.3 | 7.1 |



- [] Ranking at each section and finish
- .-.- No data available at this section
- NA No data available



| | |
|--------------------------------|-----------------|
| Horse/Jockey Name | O'miss Behaving |
| Final Rank | 6 |
| Fastest Section Time (Section) | 0:11.40 (400m) |
| Top Speed [km/h] (Section) | 64.4 (400m) |
| Race State | Finished |



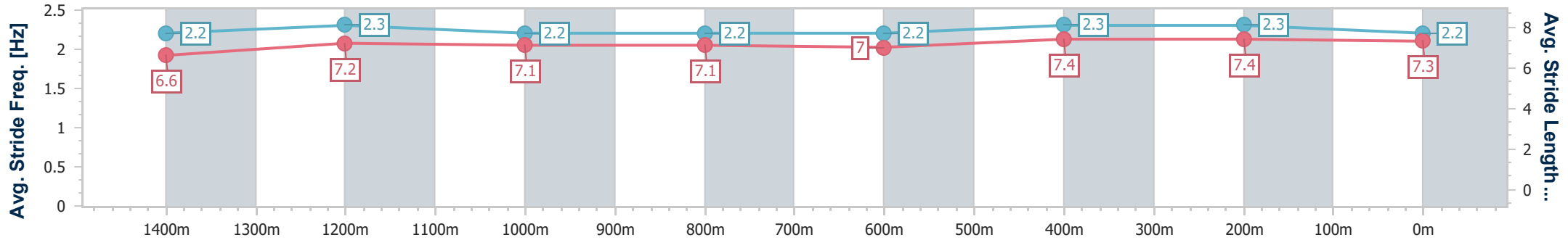
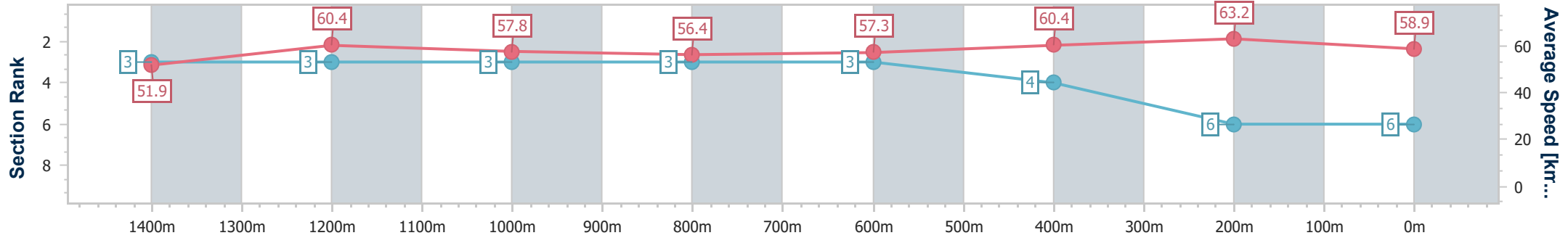
Sunshine Coast QLD Professional
 Race 3: AUSTRALIAN ENERGY ANALYTICS PINK RIBBON CUP
 Class 4 Handicap - 1600m



15 September 2024 - 14:20

Track Rating: Soft 5, Weather: Fine, Rail Position: True

| Section | Overall | 1400m | 1200m | 1000m | 800m | 600m | 400m | 200m |
|------------------------|--------------------------|--------------------------|--------------------------|--------------------------|--------------------------|--------------------------|--------------------------|--------------------------|
| Section Times | 1:39.48 [6] (0:13.86) | 1:25.62 [3] (0:11.96) | 1:13.66 [3] (0:12.49) | 1:01.17 [3] (0:12.86) | 0:48.31 [3] (0:12.65) | 0:35.66 [3] (0:12.02) | 0:23.64 [4] (0:11.40) | 0:12.24 [6] (0:12.24) |
| Average Speed [km/h] | 51.9 | 60.4 | 57.8 | 56.4 | 57.3 | 60.4 | 63.2 | 58.9 |
| Top Speed [km/h] | 63.5 | 62.7 | 58.6 | 57.2 | 58.3 | 62.8 | 64.4 | 61.9 |
| Avg. Dist. to Rail [m] | 5.9 | 2.0 | 2.2 | 2.0 | 1.5 | 1.2 | 3.0 | 2.9 |
| Avg. Stride Freq. [Hz] | 2.2 | 2.3 | 2.2 | 2.2 | 2.2 | 2.3 | 2.3 | 2.2 |
| Avg. Stride Length [m] | 6.6 | 7.2 | 7.1 | 7.1 | 7.0 | 7.4 | 7.4 | 7.3 |



- [] Ranking at each section and finish
- .-.- No data available at this section
- NA No data available



Sunshine Coast QLD Professional

Race 4: MAROOCHY RSL Maiden Handicap - 1800m



15 September 2024 - 15:00

Track Rating: Soft 5, Weather: Fine, Rail Position: True

| Section | | Overall | 1600m | 1400m | 1200m | 1000m | 800m | 600m | Last 600m | | | | |
|-------------|---------------------------------------|----------------------|----------------------|----------------------|--------------------------|--------------------------|--------------------------|--------------------------|--------------------------|--------------------------|--------------------------|---------|------------------------|
| Field Times | | 1:51.25 (0:13.72) | 1:37.53 (0:11.36) | 1:26.17 (0:11.64) | 1:14.53 (0:12.35) | 1:02.18 (0:12.66) | 0:49.52 (0:12.51) | 0:37.01 (0:11.91) | 0:37.01 | | | | |
| Rank | TAB Horse/Jockey | Barrier | Top Speed [km/h] | Fastest Section | | | | | | | | | Distance Travelled [m] |
| 1 | 5 LOYALTY COUNTS Karl Zechner | 1 | 66.4 Overall | 0:11.36 1600m | 1:51.25 [1] (0:13.72) | 1:37.53 [1] (0:11.36) | 1:26.17 [1] (0:11.64) | 1:14.53 [1] (0:12.35) | 1:02.18 [1] (0:12.66) | 0:49.52 [1] (0:12.51) | 0:37.01 [1] (0:11.91) | 0:37.01 | |
| 2 | 2 MR TADASHI Jag Guthmann-Chester | 7 | 66.1 1600m | 0:11.30 1600m | 1:52.48 [2] (0:14.01) | 1:38.47 [2] (0:11.30) | 1:27.17 [2] (0:11.81) | 1:15.36 [2] (0:12.31) | 1:03.05 [2] (0:12.71) | 0:50.34 [2] (0:12.62) | 0:37.72 [3] (0:12.40) | 0:37.72 | +6 |
| 3 | 1 DURBAN HARBOUR Trudy Thornton | 6 | 63.3 1600m | 0:11.56 1600m | 1:52.67 [3] (0:14.12) | 1:38.55 [3] (0:11.56) | 1:26.99 [4] (0:11.69) | 1:15.30 [4] (0:12.28) | 1:03.02 [4] (0:12.64) | 0:50.38 [4] (0:12.45) | 0:37.93 [2] (0:12.33) | 0:37.93 | +9 |
| 4 | 10 LADY DEANNE Georgina Cartwright | 2 | 65.6 1600m | 0:11.21 1600m | 1:53.56 [4] (0:14.12) | 1:39.44 [4] (0:11.21) | 1:28.23 [3] (0:11.93) | 1:16.30 [3] (0:12.28) | 1:04.02 [3] (0:12.75) | 0:51.27 [3] (0:12.60) | 0:38.67 [4] (0:12.47) | 0:38.67 | -1 |
| 5 | 3 GRAPE EXPECTATIONS James Orman | 5 | 65.3 Overall | 0:11.58 1600m | 1:53.59 [5] (0:14.31) | 1:39.28 [5] (0:11.58) | 1:27.70 [5] (0:11.80) | 1:15.90 [5] (0:12.27) | 1:03.63 [5] (0:12.67) | 0:50.96 [5] (0:12.43) | 0:38.53 [5] (0:12.58) | 0:38.53 | +0 |
| 6 | 7 EIGHTDAYSAWEEK Michael Cahill | 4 | 64.7 1600m | 0:11.59 1600m | 1:54.65 [6] (0:14.46) | 1:40.19 [6] (0:11.59) | 1:28.60 [6] (0:11.77) | 1:16.83 [6] (0:12.37) | 1:04.46 [6] (0:12.70) | 0:51.76 [6] (0:12.78) | 0:38.98 [7] (0:12.68) | 0:38.98 | +6 |
| 7 | 11 MERRIDY ROSE Chelsea Baker | 8 | 63.6 1400m | 0:11.70 1400m | 1:54.69 [7] (0:14.55) | 1:40.14 [7] (0:11.90) | 1:28.24 [7] (0:11.70) | 1:16.54 [7] (0:12.25) | 1:04.29 [7] (0:12.65) | 0:51.64 [7] (0:12.59) | 0:39.05 [6] (0:12.42) | 0:39.05 | +3 |

Scratched: Good Karma (#9), Midnight Seas (#12), Queen Of Dark (#13), Sharman Pete (#4), Belmont Park (#6), Fossil Fuel (#8)

[] Ranking at each section and finish
 -:-:- No data available at this section
 NA No data available

SCN Saddle cloth number
 DNF Did not finish
 DNT Did not track



Sunshine Coast QLD Professional
Race 4: MAROOCHY RSL Maiden Handicap - 1800m
15 September 2024 - 15:00



Track Rating: Soft 5, Weather: Fine, Rail Position: True

| Section | | | | 400m | 200m | | | Last 600m | | | |
|-------------|-----|---|---------|----------------------|----------------------|--------------------------|--------------------------|-----------|--|------------------------|----|
| Field Times | | | | 0:25.10 (0:12.21) | 0:12.89 (0:12.89) | | | 0:37.01 | | | |
| Rank | TAB | Horse/Jockey | Barrier | Top Speed [km/h] | Fastest Section | Margin | | | | Distance Travelled [m] | |
| 1 | 5 | LOYALTY COUNTS Karl Zechner | 1 | 66.4 Overall | 0:11.36 1600m | 0:25.10 [1] (0:12.21) | 0:12.89 [1] (0:12.89) | 1:51.25 | | 0:37.01 | |
| 2 | 2 | MR TADASHI Jag Guthmann-Chester | 7 | 66.1 1600m | 0:11.30 1600m | 0:25.32 [3] (0:12.35) | 0:12.97 [3] (0:12.97) | 7L | | 0:37.72 | +6 |
| 3 | 1 | DURBAN HARBOUR Trudy Thornton | 6 | 63.3 1600m | 0:11.56 1600m | 0:25.60 [2] (0:12.38) | 0:13.22 [2] (0:13.22) | 8L | | 0:37.93 | +9 |
| 4 | 10 | LADY DEANNE Georgina Cartwright | 2 | 65.6 1600m | 0:11.21 1600m | 0:26.20 [4] (0:12.70) | 0:13.50 [5] (0:13.50) | 13.3L | | 0:38.67 | -1 |
| 5 | 3 | GRAPE EXPECTATIONS James Orman | 5 | 65.3 Overall | 0:11.58 1600m | 0:25.95 [5] (0:12.42) | 0:13.53 [4] (0:13.53) | 13.4L | | 0:38.53 | +0 |
| 6 | 7 | EIGHTDAYSAWEEK Michael Cahill | 4 | 64.7 1600m | 0:11.59 1600m | 0:26.30 [7] (0:13.02) | 0:13.28 [7] (0:13.28) | 19.7L | | 0:38.98 | +6 |
| 7 | 11 | MERRIDY ROSE Chelsea Baker | 8 | 63.6 1400m | 0:11.70 1400m | 0:26.63 [6] (0:13.02) | 0:13.61 [6] (0:13.61) | 19.9L | | 0:39.05 | +3 |

Scratched: Good Karma (#9), Midnight Seas (#12), Queen Of Dark (#13), Sharman Pete (#4), Belmont Park (#6), Fossil Fuel (#8)

[] Ranking at each section and finish
 -:-:- No data available at this section
 NA No data available

SCN Saddle cloth number
 DNF Did not finish
 DNT Did not track



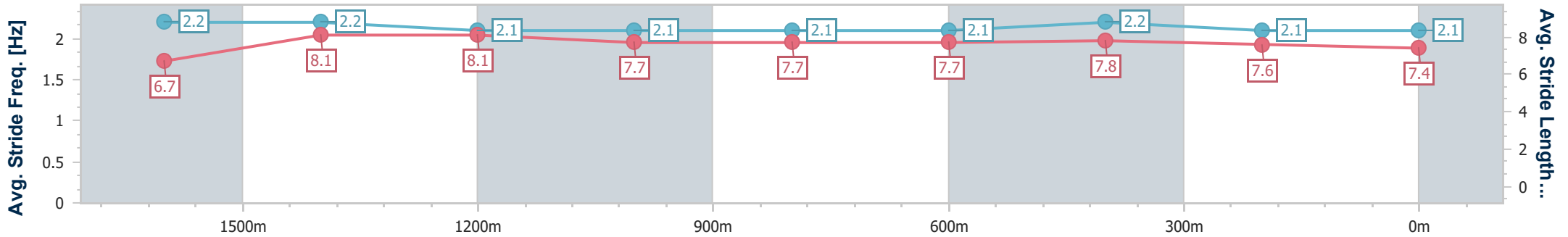
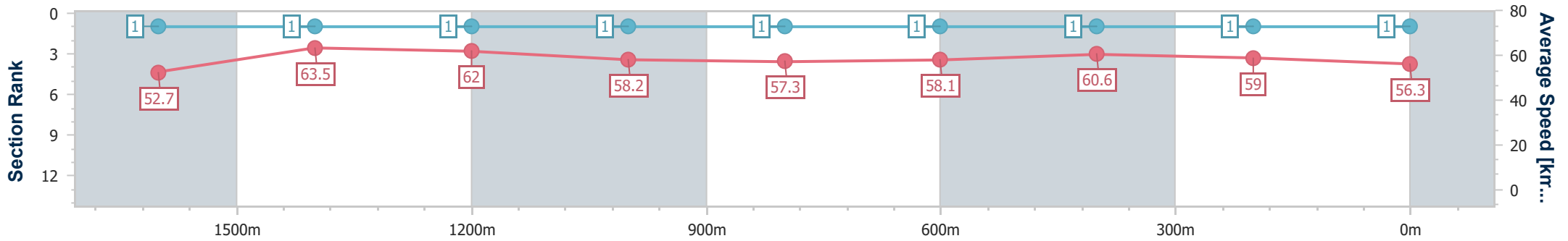
| | |
|--------------------------------|-----------------|
| Horse/Jockey Name | Loyalty Counts |
| Final Rank | 1 |
| Fastest Section Time (Section) | 0:11.36 (1600m) |
| Top Speed [km/h] (Section) | 66.4 (Overall) |
| Race State | Finished |



Sunshine Coast QLD Professional
 Race 4: MAROOCHY RSL Maiden Handicap - 1800m
 15 September 2024 - 15:00
 Track Rating: Soft 5, Weather: Fine, Rail Position: True



| Section | Overall | 1600m | 1400m | 1200m | 1000m | 800m | 600m | 400m | 200m |
|------------------------|--------------------------|--------------------------|--------------------------|--------------------------|--------------------------|--------------------------|--------------------------|--------------------------|--------------------------|
| Section Times | 1:51.25 [1] (0:13.72) | 1:37.53 [1] (0:11.36) | 1:26.17 [1] (0:11.64) | 1:14.53 [1] (0:12.35) | 1:02.18 [1] (0:12.66) | 0:49.52 [1] (0:12.51) | 0:37.01 [1] (0:11.91) | 0:25.10 [1] (0:12.21) | 0:12.89 [1] (0:12.89) |
| Average Speed [km/h] | 52.7 | 63.5 | 62.0 | 58.2 | 57.3 | 58.1 | 60.6 | 59.0 | 56.3 |
| Top Speed [km/h] | 66.4 | 65.3 | 62.5 | 60.6 | 57.5 | 60.8 | 61.4 | 60.6 | 57.4 |
| Avg. Dist. to Rail [m] | 4.6 | 0.9 | 1.3 | 1.8 | 2.6 | 1.5 | 0.6 | 1.0 | 0.3 |
| Avg. Stride Freq. [Hz] | 2.2 | 2.2 | 2.1 | 2.1 | 2.1 | 2.1 | 2.2 | 2.1 | 2.1 |
| Avg. Stride Length [m] | 6.7 | 8.1 | 8.1 | 7.7 | 7.7 | 7.7 | 7.8 | 7.6 | 7.4 |



- [] Ranking at each section and finish
- .-.- No data available at this section
- NA No data available



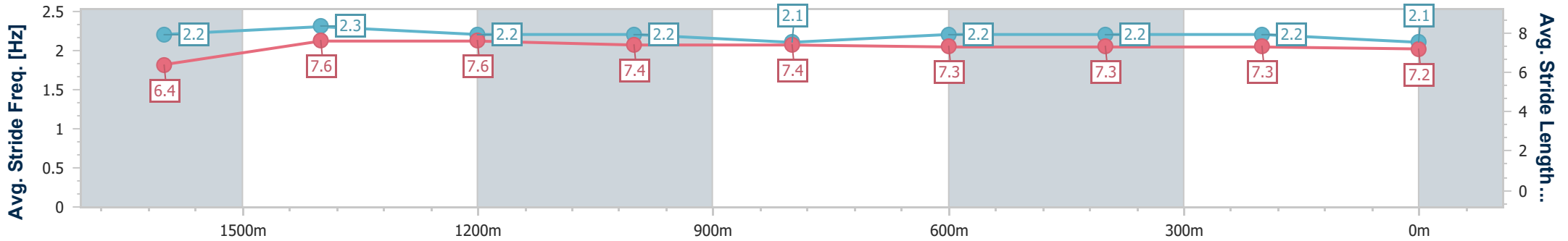
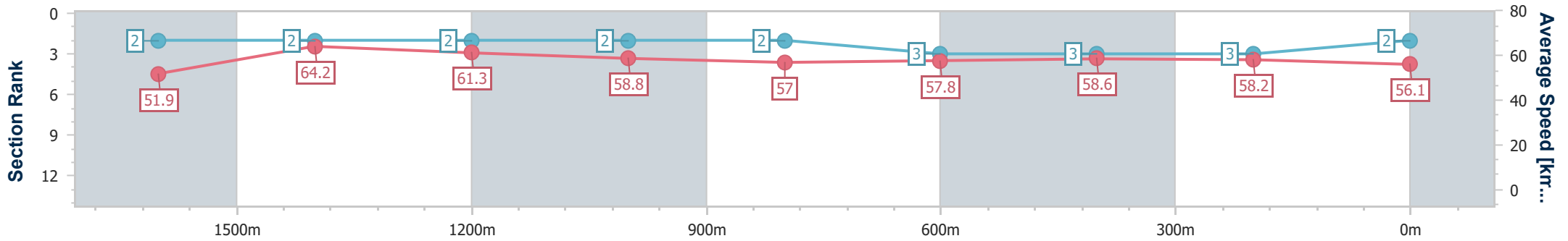
| | |
|--------------------------------|-----------------|
| Horse/Jockey Name | Mr Tadashi |
| Final Rank | 2 |
| Fastest Section Time (Section) | 0:11.30 (1600m) |
| Top Speed [km/h] (Section) | 66.1 (1600m) |
| Race State | Finished |



Sunshine Coast QLD Professional
 Race 4: MAROOCHY RSL Maiden Handicap - 1800m
 15 September 2024 - 15:00
 Track Rating: Soft 5, Weather: Fine, Rail Position: True



| Section | Overall | 1600m | 1400m | 1200m | 1000m | 800m | 600m | 400m | 200m |
|------------------------|--------------------------|--------------------------|--------------------------|--------------------------|--------------------------|--------------------------|--------------------------|--------------------------|--------------------------|
| Section Times | 1:52.48 [2] (0:14.01) | 1:38.47 [2] (0:11.30) | 1:27.17 [2] (0:11.81) | 1:15.36 [2] (0:12.31) | 1:03.05 [2] (0:12.71) | 0:50.34 [2] (0:12.62) | 0:37.72 [3] (0:12.40) | 0:25.32 [3] (0:12.35) | 0:12.97 [3] (0:12.97) |
| Average Speed [km/h] | 51.9 | 64.2 | 61.3 | 58.8 | 57.0 | 57.8 | 58.6 | 58.2 | 56.1 |
| Top Speed [km/h] | 65.3 | 66.1 | 63.1 | 60.2 | 57.7 | 58.4 | 59.5 | 59.1 | 56.6 |
| Avg. Dist. to Rail [m] | 8.8 | 1.9 | 2.9 | 3.2 | 3.3 | 2.2 | 1.3 | 0.8 | 1.3 |
| Avg. Stride Freq. [Hz] | 2.2 | 2.3 | 2.2 | 2.2 | 2.1 | 2.2 | 2.2 | 2.2 | 2.1 |
| Avg. Stride Length [m] | 6.4 | 7.6 | 7.6 | 7.4 | 7.4 | 7.3 | 7.3 | 7.3 | 7.2 |



- [] Ranking at each section and finish
- .-.- No data available at this section
- NA No data available



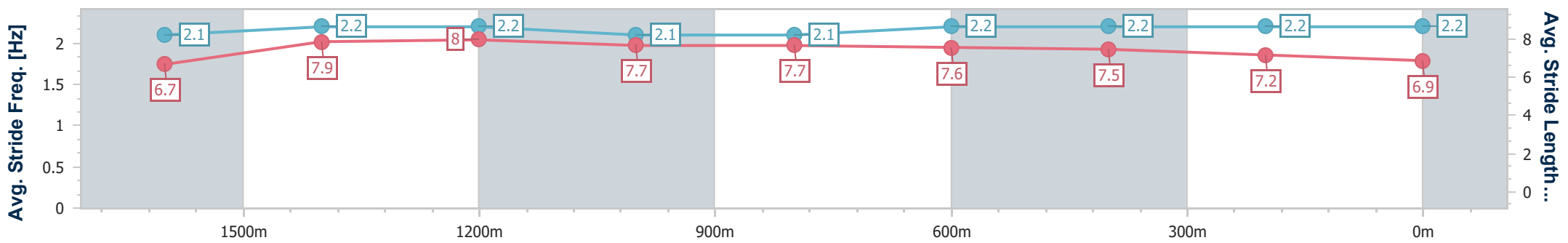
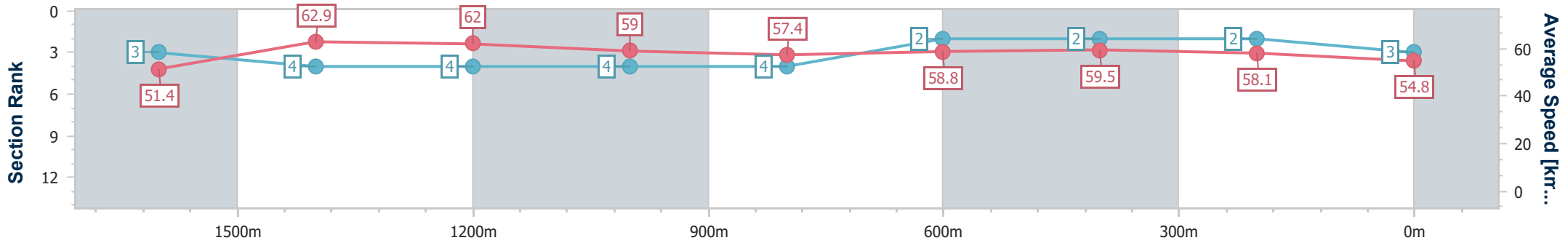
| | |
|--------------------------------|-----------------|
| Horse/Jockey Name | Durban Harbour |
| Final Rank | 3 |
| Fastest Section Time (Section) | 0:11.56 (1600m) |
| Top Speed [km/h] (Section) | 63.3 (1600m) |
| Race State | Finished |



Sunshine Coast QLD Professional
 Race 4: MAROOCHY RSL Maiden Handicap - 1800m
 15 September 2024 - 15:00
 Track Rating: Soft 5, Weather: Fine, Rail Position: True



| Section | Overall | 1600m | 1400m | 1200m | 1000m | 800m | 600m | 400m | 200m |
|------------------------|--------------------------|--------------------------|--------------------------|--------------------------|--------------------------|--------------------------|--------------------------|--------------------------|--------------------------|
| Section Times | 1:52.67 [3] (0:14.12) | 1:38.55 [3] (0:11.56) | 1:26.99 [4] (0:11.69) | 1:15.30 [4] (0:12.28) | 1:03.02 [4] (0:12.64) | 0:50.38 [4] (0:12.45) | 0:37.93 [2] (0:12.33) | 0:25.60 [2] (0:12.38) | 0:13.22 [2] (0:13.22) |
| Average Speed [km/h] | 51.4 | 62.9 | 62.0 | 59.0 | 57.4 | 58.8 | 59.5 | 58.1 | 54.8 |
| Top Speed [km/h] | 63.0 | 63.3 | 63.1 | 60.2 | 58.1 | 59.7 | 60.1 | 59.4 | 56.7 |
| Avg. Dist. to Rail [m] | 7.9 | 3.0 | 3.3 | 3.3 | 3.3 | 3.0 | 3.1 | 4.7 | 3.4 |
| Avg. Stride Freq. [Hz] | 2.1 | 2.2 | 2.2 | 2.1 | 2.1 | 2.2 | 2.2 | 2.2 | 2.2 |
| Avg. Stride Length [m] | 6.7 | 7.9 | 8.0 | 7.7 | 7.7 | 7.6 | 7.5 | 7.2 | 6.9 |



- [] Ranking at each section and finish
- .-.- No data available at this section
- NA No data available



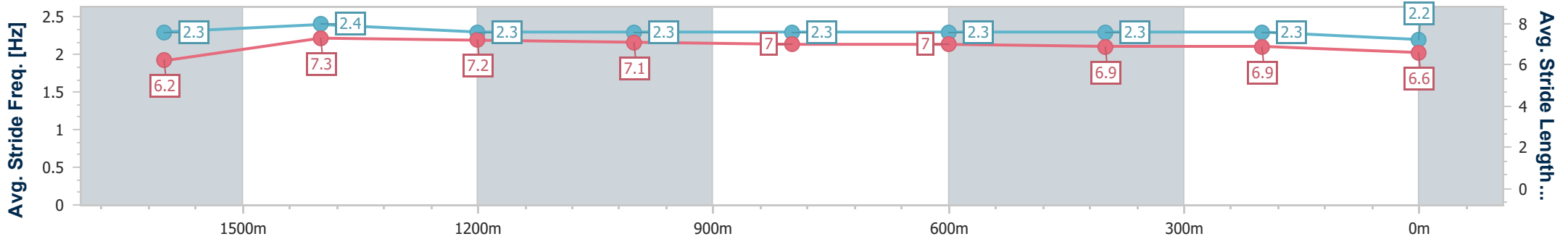
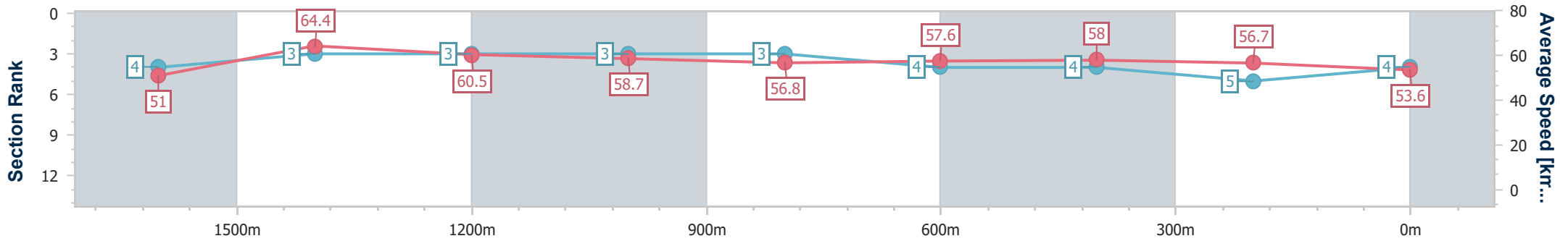
| | |
|--------------------------------|-----------------|
| Horse/Jockey Name | Lady Deanne |
| Final Rank | 4 |
| Fastest Section Time (Section) | 0:11.21 (1600m) |
| Top Speed [km/h] (Section) | 65.6 (1600m) |
| Race State | Finished |



Sunshine Coast QLD Professional
 Race 4: MAROOCHY RSL Maiden Handicap - 1800m
 15 September 2024 - 15:00
 Track Rating: Soft 5, Weather: Fine, Rail Position: True



| Section | Overall | 1600m | 1400m | 1200m | 1000m | 800m | 600m | 400m | 200m |
|------------------------|--------------------------|--------------------------|--------------------------|--------------------------|--------------------------|--------------------------|--------------------------|--------------------------|--------------------------|
| Section Times | 1:53.56 [4] (0:14.12) | 1:39.44 [4] (0:11.21) | 1:28.23 [3] (0:11.93) | 1:16.30 [3] (0:12.28) | 1:04.02 [3] (0:12.75) | 0:51.27 [3] (0:12.60) | 0:38.67 [4] (0:12.47) | 0:26.20 [4] (0:12.70) | 0:13.50 [5] (0:13.50) |
| Average Speed [km/h] | 51.0 | 64.4 | 60.5 | 58.7 | 56.8 | 57.6 | 58.0 | 56.7 | 53.6 |
| Top Speed [km/h] | 65.2 | 65.6 | 61.5 | 60.2 | 57.4 | 58.6 | 58.9 | 58.1 | 55.2 |
| Avg. Dist. to Rail [m] | 4.9 | 0.9 | 2.2 | 2.2 | 2.1 | 1.3 | 0.8 | 1.7 | 1.4 |
| Avg. Stride Freq. [Hz] | 2.3 | 2.4 | 2.3 | 2.3 | 2.3 | 2.3 | 2.3 | 2.3 | 2.2 |
| Avg. Stride Length [m] | 6.2 | 7.3 | 7.2 | 7.1 | 7.0 | 7.0 | 6.9 | 6.9 | 6.6 |



- [] Ranking at each section and finish
- .-.- No data available at this section
- NA No data available



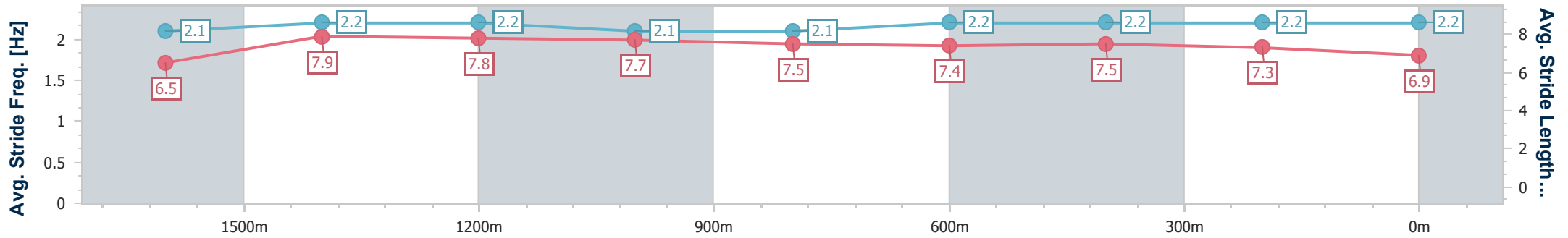
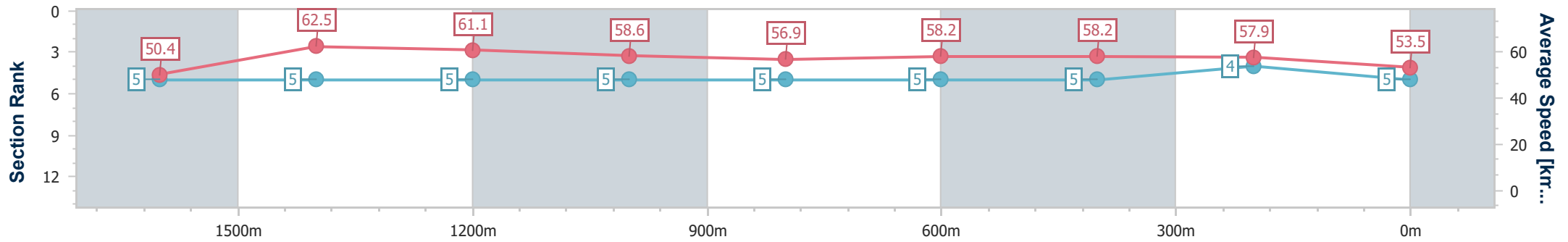
| | |
|--------------------------------|--------------------|
| Horse/Jockey Name | Grape Expectations |
| Final Rank | 5 |
| Fastest Section Time (Section) | 0:11.58 (1600m) |
| Top Speed [km/h] (Section) | 65.3 (Overall) |
| Race State | Finished |



Sunshine Coast QLD Professional
 Race 4: MAROOCHY RSL Maiden Handicap - 1800m
 15 September 2024 - 15:00
 Track Rating: Soft 5, Weather: Fine, Rail Position: True



| Section | Overall | 1600m | 1400m | 1200m | 1000m | 800m | 600m | 400m | 200m |
|------------------------|--------------------------|--------------------------|--------------------------|--------------------------|--------------------------|--------------------------|--------------------------|--------------------------|--------------------------|
| Section Times | 1:53.59 [5] (0:14.31) | 1:39.28 [5] (0:11.58) | 1:27.70 [5] (0:11.80) | 1:15.90 [5] (0:12.27) | 1:03.63 [5] (0:12.67) | 0:50.96 [5] (0:12.43) | 0:38.53 [5] (0:12.58) | 0:25.95 [5] (0:12.42) | 0:13.53 [4] (0:13.53) |
| Average Speed [km/h] | 50.4 | 62.5 | 61.1 | 58.6 | 56.9 | 58.2 | 58.2 | 57.9 | 53.5 |
| Top Speed [km/h] | 65.3 | 63.2 | 63.2 | 60.0 | 58.2 | 60.0 | 58.9 | 58.7 | 55.9 |
| Avg. Dist. to Rail [m] | 5.0 | 1.1 | 0.6 | 0.3 | 0.3 | 1.2 | 2.6 | 4.1 | 4.3 |
| Avg. Stride Freq. [Hz] | 2.1 | 2.2 | 2.2 | 2.1 | 2.1 | 2.2 | 2.2 | 2.2 | 2.2 |
| Avg. Stride Length [m] | 6.5 | 7.9 | 7.8 | 7.7 | 7.5 | 7.4 | 7.5 | 7.3 | 6.9 |



- [] Ranking at each section and finish
- .-.- No data available at this section
- NA No data available



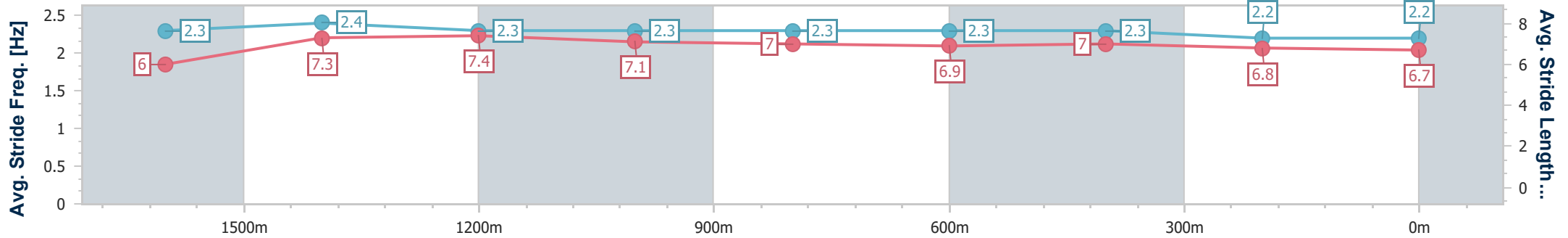
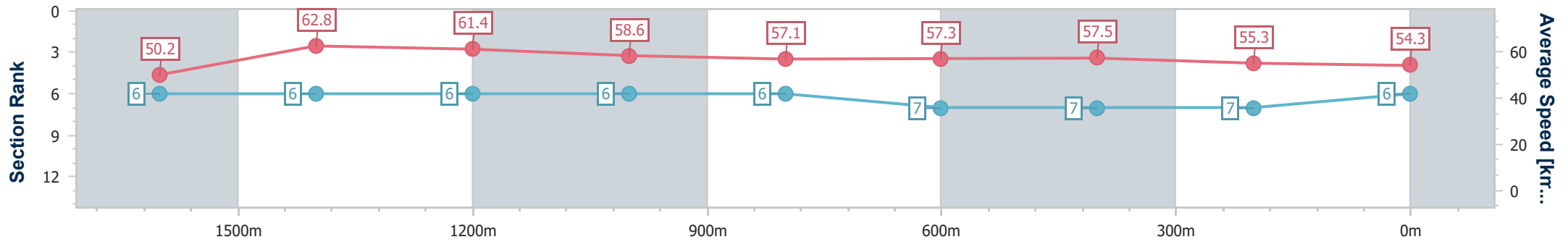
| | |
|--------------------------------|-----------------|
| Horse/Jockey Name | Eightdaysaweek |
| Final Rank | 6 |
| Fastest Section Time (Section) | 0:11.59 (1600m) |
| Top Speed [km/h] (Section) | 64.7 (1600m) |
| Race State | Finished |



Sunshine Coast QLD Professional
 Race 4: MAROOCHY RSL Maiden Handicap - 1800m
 15 September 2024 - 15:00
 Track Rating: Soft 5, Weather: Fine, Rail Position: True



| Section | Overall | 1600m | 1400m | 1200m | 1000m | 800m | 600m | 400m | 200m |
|------------------------|--------------------------|--------------------------|--------------------------|--------------------------|--------------------------|--------------------------|--------------------------|--------------------------|--------------------------|
| Section Times | 1:54.65 [6] (0:14.46) | 1:40.19 [6] (0:11.59) | 1:28.60 [6] (0:11.77) | 1:16.83 [6] (0:12.37) | 1:04.46 [6] (0:12.70) | 0:51.76 [6] (0:12.78) | 0:38.98 [7] (0:12.68) | 0:26.30 [7] (0:13.02) | 0:13.28 [7] (0:13.28) |
| Average Speed [km/h] | 50.2 | 62.8 | 61.4 | 58.6 | 57.1 | 57.3 | 57.5 | 55.3 | 54.3 |
| Top Speed [km/h] | 62.2 | 64.7 | 63.2 | 59.4 | 58.1 | 59.0 | 58.7 | 56.1 | 55.4 |
| Avg. Dist. to Rail [m] | 6.7 | 2.7 | 3.4 | 3.5 | 3.4 | 2.7 | 1.9 | 3.1 | 4.5 |
| Avg. Stride Freq. [Hz] | 2.3 | 2.4 | 2.3 | 2.3 | 2.3 | 2.3 | 2.3 | 2.2 | 2.2 |
| Avg. Stride Length [m] | 6.0 | 7.3 | 7.4 | 7.1 | 7.0 | 6.9 | 7.0 | 6.8 | 6.7 |



- [] Ranking at each section and finish
- .-.- No data available at this section
- NA No data available



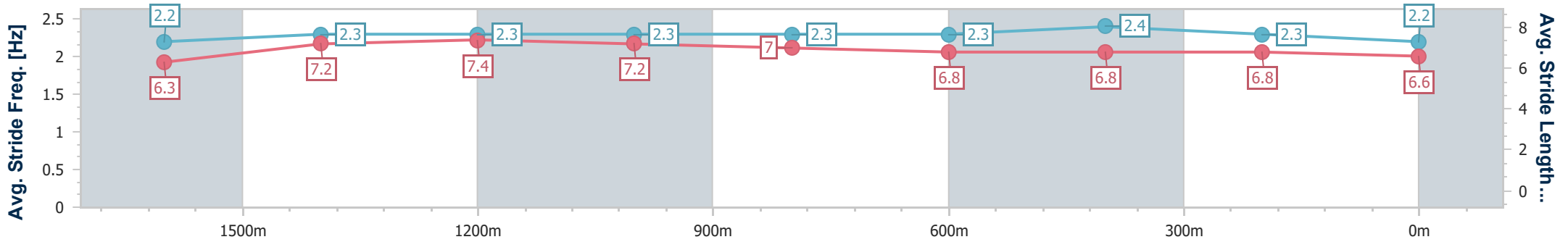
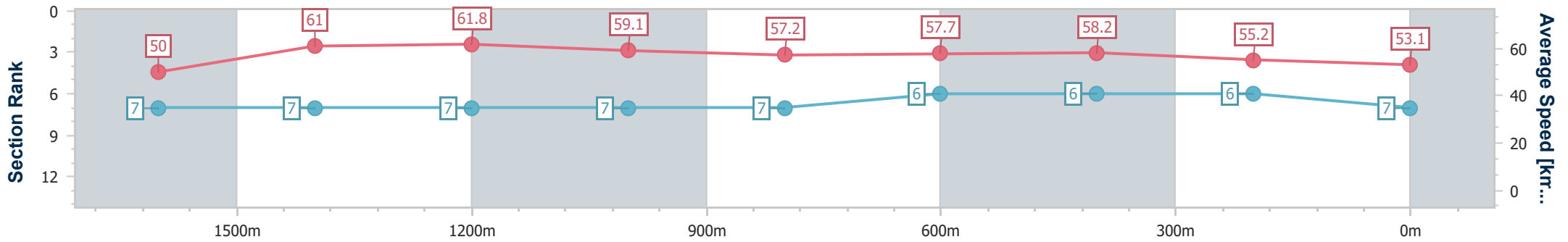
| | |
|--------------------------------|-----------------|
| Horse/Jockey Name | Merridy Rose |
| Final Rank | 7 |
| Fastest Section Time (Section) | 0:11.70 (1400m) |
| Top Speed [km/h] (Section) | 63.6 (1400m) |
| Race State | Finished |



Sunshine Coast QLD Professional
 Race 4: MAROOCHY RSL Maiden Handicap - 1800m
 15 September 2024 - 15:00
 Track Rating: Soft 5, Weather: Fine, Rail Position: True



| Section | Overall | 1600m | 1400m | 1200m | 1000m | 800m | 600m | 400m | 200m | | | |
|------------------------|--------------------------|--------------------------|--------------------------|--------------------------|--------------------------|--------------------------|--------------------------|--------------------------|--------------------------|--|--|--|
| Section Times | 1:54.69 [7] (0:14.55) | 1:40.14 [7] (0:11.90) | 1:28.24 [7] (0:11.70) | 1:16.54 [7] (0:12.25) | 1:04.29 [7] (0:12.65) | 0:51.64 [7] (0:12.59) | 0:39.05 [6] (0:12.42) | 0:26.63 [6] (0:13.02) | 0:13.61 [6] (0:13.61) | | | |
| Average Speed [km/h] | 50.0 | 61.0 | 61.8 | 59.1 | 57.2 | 57.7 | 58.2 | 55.2 | 53.1 | | | |
| Top Speed [km/h] | 61.3 | 62.9 | 63.6 | 61.3 | 60.5 | 59.1 | 59.7 | 56.8 | 54.2 | | | |
| Avg. Dist. to Rail [m] | 8.5 | 2.8 | 3.4 | 2.1 | 2.2 | 1.6 | 0.9 | 1.5 | 1.9 | | | |
| Avg. Stride Freq. [Hz] | 2.2 | 2.3 | 2.3 | 2.3 | 2.3 | 2.3 | 2.4 | 2.3 | 2.2 | | | |
| Avg. Stride Length [m] | 6.3 | 7.2 | 7.4 | 7.2 | 7.0 | 6.8 | 6.8 | 6.8 | 6.6 | | | |



- [] Ranking at each section and finish
- .-.- No data available at this section
- NA No data available



Sunshine Coast QLD Professional

Race 5: IDSS BENCHMARK 62 Handicap - 1800m



15 September 2024 - 15:34

Track Rating: Soft 5, Weather: Fine, Rail Position: True

| Section | | Overall | 1600m | 1400m | 1200m | 1000m | 800m | 600m | Last 600m | | | | | |
|-------------|-----|--|----------------------|----------------------|----------------------|--------------------------|--------------------------|--------------------------|--------------------------|--------------------------|--------------------------|--------------------------|------------------------|-----|
| Field Times | | 1:50.97 (0:13.80) | 1:37.17 (0:11.98) | 1:25.19 (0:12.17) | 1:13.02 (0:12.00) | 1:01.02 (0:12.23) | 0:48.79 (0:12.12) | 0:36.67 (0:12.10) | 0:36.67 | | | | | |
| Rank | TAB | Horse/Jockey | Barrier | Top Speed [km/h] | Fastest Section | | | | | | | | Distance Travelled [m] | |
| 1 | 2 | AIDEN Michael Rodd | 8 | 63.6 | 0:11.94 | 1:50.97 [1] (0:13.97) | 1:37.00 [2] (0:11.97) | 1:25.03 [2] (0:12.03) | 1:13.00 [2] (0:12.10) | 1:00.90 [2] (0:12.11) | 0:48.79 [1] (0:12.18) | 0:36.61 [2] (0:12.04) | 0:36.61 | |
| 2 | 11 | HELL FOLLOWS Ron Stewart | 12 | 62.4 | 0:11.80 | 1:51.41 [2] (0:14.59) | 1:36.82 [7] (0:11.91) | 1:24.91 [7] (0:12.41) | 1:12.50 [7] (0:12.17) | 1:00.33 [7] (0:12.17) | 0:48.16 [7] (0:12.10) | 0:36.06 [7] (0:11.92) | 0:36.06 | -5 |
| 3 | 4 | DARK CHILL James Orman | 4 | 66.1 | 0:11.90 | 1:51.56 [3] (0:14.10) | 1:37.46 [3] (0:12.01) | 1:25.45 [4] (0:12.15) | 1:13.30 [4] (0:12.12) | 1:01.18 [4] (0:12.31) | 0:48.87 [4] (0:12.14) | 0:36.73 [4] (0:11.90) | 0:36.73 | +1 |
| 4 | 8 | KENSHIN MARU Robbie Dolan | 7 | 62.8 | 0:11.99 | 1:51.75 [4] (0:14.26) | 1:37.49 [5] (0:12.17) | 1:25.32 [6] (0:12.35) | 1:12.97 [6] (0:12.19) | 1:00.78 [6] (0:12.05) | 0:48.73 [6] (0:12.00) | 0:36.73 [6] (0:11.99) | 0:36.73 | +0 |
| 4 | 9 | SIR LEONIDAS Matthew Gray | 5 | 63.9 | 0:11.62 | 1:51.75 [4] (0:14.44) | 1:37.31 [6] (0:11.62) | 1:25.69 [3] (0:12.09) | 1:13.60 [3] (0:11.97) | 1:01.63 [3] (0:12.27) | 0:49.36 [3] (0:12.40) | 0:36.96 [3] (0:12.19) | 0:36.96 | +3 |
| 6 | 7 | SMART AS SMART Jake Bayliss | 1 | 62.0 | 0:11.82 | 1:51.88 [6] (0:14.18) | 1:37.70 [4] (0:12.00) | 1:25.70 [5] (0:12.26) | 1:13.44 [5] (0:12.09) | 1:01.35 [5] (0:12.24) | 0:49.11 [5] (0:12.09) | 0:37.02 [5] (0:11.82) | 0:37.02 | -6 |
| 7 | 14 | CHIEF COMMAND Cejay Graham | 11 | 63.0 | 0:11.89 | 1:52.26 [7] (0:14.77) | 1:37.49 [9] (0:11.89) | 1:25.60 [8] (0:12.44) | 1:13.16 [8] (0:12.24) | 1:00.92 [8] (0:12.07) | 0:48.85 [8] (0:12.04) | 0:36.81 [8] (0:11.95) | 0:36.81 | +4 |
| 8 | 5 | CONQUISTADORES Chelsea Baker | 10 | 63.4 | 0:11.85 | 1:52.32 [8] (0:14.73) | 1:37.59 [8] (0:11.94) | 1:25.65 [9] (0:12.45) | 1:13.20 [9] (0:12.29) | 1:00.91 [9] (0:12.11) | 0:48.80 [9] (0:12.00) | 0:36.80 [9] (0:11.85) | 0:36.80 | -2 |
| 9 | 13 | KASEAR Georgina Cartwright | 6 | 63.1 | 0:11.98 | 1:52.91 [9] (0:13.80) | 1:39.11 [1] (0:11.98) | 1:27.13 [1] (0:12.17) | 1:14.96 [1] (0:12.00) | 1:02.96 [1] (0:12.26) | 0:50.70 [2] (0:12.09) | 0:38.61 [1] (0:12.20) | 0:38.61 | -10 |

Scratched: Artzino (#3), Hillcrest Avenue (#1), Maui (#6), Whyteepee (#12), Dawn Party (#10)

[] Ranking at each section and finish
 -:-:- No data available at this section
 NA No data available

SCN Saddle cloth number
 DNF Did not finish
 DNT Did not track



Sunshine Coast QLD Professional
Race 5: IDSS BENCHMARK 62 Handicap - 1800m
15 September 2024 - 15:34



Track Rating: Soft 5, Weather: Fine, Rail Position: True

| Section | | | | 400m | 200m | | | Last 600m | | |
|-------------|-----|--|---------|----------------------|----------------------|--------------------------|--------------------------|-----------|---------|------------------------|
| Field Times | | | | 0:24.57 (0:11.94) | 0:12.63 (0:12.63) | | | 0:36.67 | | |
| Rank | TAB | Horse/Jockey | Barrier | Top Speed [km/h] | Fastest Section | Margin | | | | Distance Travelled [m] |
| 1 | 2 | AIDEN Michael Rodd | 8 | 63.6 Overall | 0:11.94 400m | 0:24.57 [1] (0:11.94) | 0:12.63 [1] (0:12.63) | 1:50.97 | 0:36.61 | |
| 2 | 11 | HELL FOLLOWS Ron Stewart | 12 | 62.4 1600m | 0:11.80 400m | 0:24.14 [7] (0:11.80) | 0:12.34 [7] (0:12.34) | 2.5L | 0:36.06 | -5 |
| 3 | 4 | DARK CHILL James Orman | 4 | 66.1 Overall | 0:11.90 600m | 0:24.83 [4] (0:11.93) | 0:12.90 [2] (0:12.90) | 3.3L | 0:36.73 | +1 |
| 4 | 8 | KENSHIN MARU Robbie Dolan | 7 | 62.8 Overall | 0:11.99 600m | 0:24.74 [6] (0:12.02) | 0:12.72 [4] (0:12.72) | 4.3L | 0:36.73 | +0 |
| 4 | 9 | SIR LEONIDAS Matthew Gray | 5 | 63.9 1600m | 0:11.62 1600m | 0:24.77 [5] (0:12.09) | 0:12.68 [6] (0:12.68) | 4.3L | 0:36.96 | +3 |
| 6 | 7 | SMART AS SMART Jake Bayliss | 1 | 62.0 800m | 0:11.82 600m | 0:25.20 [3] (0:12.14) | 0:13.06 [3] (0:13.06) | 4.8L | 0:37.02 | -6 |
| 7 | 14 | CHIEF COMMAND Cejay Graham | 11 | 63.0 1600m | 0:11.89 1600m | 0:24.86 [9] (0:11.92) | 0:12.94 [9] (0:12.94) | 6.8L | 0:36.81 | +4 |
| 8 | 5 | CONQUISTADORES Chelsea Baker | 10 | 63.4 600m | 0:11.85 600m | 0:24.95 [8] (0:11.93) | 0:13.02 [8] (0:13.02) | 7L | 0:36.80 | -2 |
| 9 | 13 | KASEAR Georgina Cartwright | 6 | 63.1 Overall | 0:11.98 1600m | 0:26.41 [2] (0:12.53) | 0:13.88 [5] (0:13.88) | 10.3L | 0:38.61 | -10 |

Scratched: Artzino (#3), Hillcrest Avenue (#1), Maui (#6), Whyteepee (#12), Dawn Party (#10)

[] Ranking at each section and finish
 -:-:- No data available at this section
 NA No data available

SCN Saddle cloth number
 DNF Did not finish
 DNT Did not track



| | |
|--------------------------------|----------------|
| Horse/Jockey Name | Aiden |
| Final Rank | 1 |
| Fastest Section Time (Section) | 0:11.94 (400m) |
| Top Speed [km/h] (Section) | 63.6 (Overall) |
| Race State | Finished |



Sunshine Coast QLD Professional

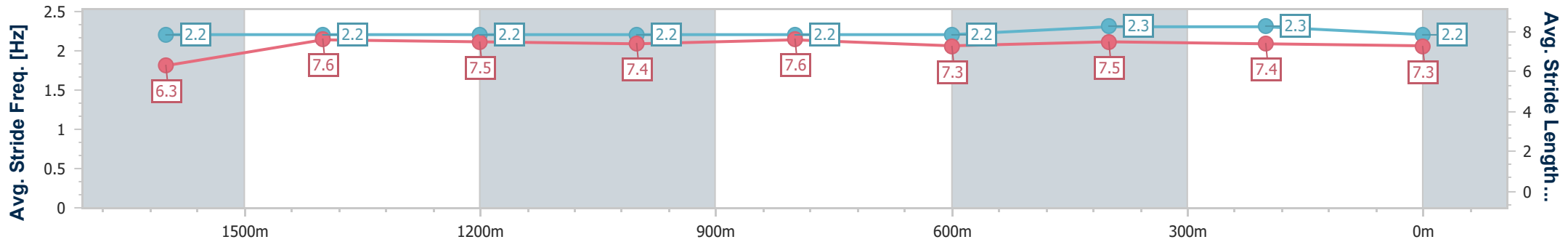
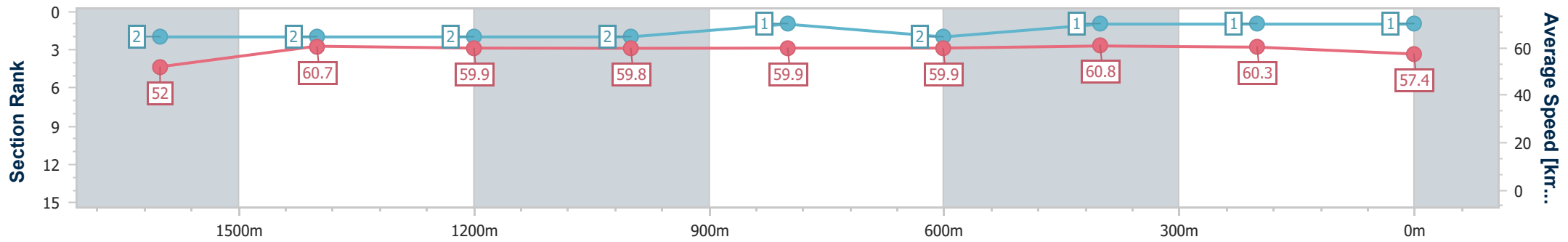
Race 5: IDSS BENCHMARK 62 Handicap - 1800m



15 September 2024 - 15:34

Track Rating: Soft 5, Weather: Fine, Rail Position: True

| Section | Overall | 1600m | 1400m | 1200m | 1000m | 800m | 600m | 400m | 200m |
|------------------------|--------------------------|--------------------------|--------------------------|--------------------------|--------------------------|--------------------------|--------------------------|--------------------------|--------------------------|
| Section Times | 1:50.97 [1] (0:13.97) | 1:37.00 [2] (0:11.97) | 1:25.03 [2] (0:12.03) | 1:13.00 [2] (0:12.10) | 1:00.90 [2] (0:12.11) | 0:48.79 [1] (0:12.18) | 0:36.61 [2] (0:12.04) | 0:24.57 [1] (0:11.94) | 0:12.63 [1] (0:12.63) |
| Average Speed [km/h] | 52.0 | 60.7 | 59.9 | 59.8 | 59.9 | 59.9 | 60.8 | 60.3 | 57.4 |
| Top Speed [km/h] | 63.6 | 62.4 | 60.6 | 60.5 | 61.8 | 61.4 | 62.0 | 61.2 | 59.3 |
| Avg. Dist. to Rail [m] | 9.6 | 1.8 | 1.9 | 2.9 | 3.1 | 2.3 | 2.6 | 7.7 | 11.8 |
| Avg. Stride Freq. [Hz] | 2.2 | 2.2 | 2.2 | 2.2 | 2.2 | 2.2 | 2.3 | 2.3 | 2.2 |
| Avg. Stride Length [m] | 6.3 | 7.6 | 7.5 | 7.4 | 7.6 | 7.3 | 7.5 | 7.4 | 7.3 |



- [] Ranking at each section and finish
- .-.- No data available at this section
- NA No data available



| | |
|--------------------------------|----------------|
| Horse/Jockey Name | Hell Follows |
| Final Rank | 2 |
| Fastest Section Time (Section) | 0:11.80 (400m) |
| Top Speed [km/h] (Section) | 62.4 (1600m) |
| Race State | Finished |



Sunshine Coast QLD Professional

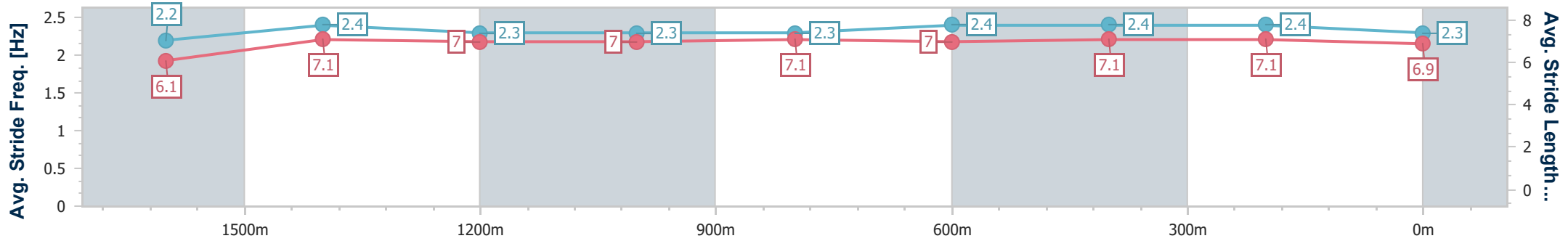
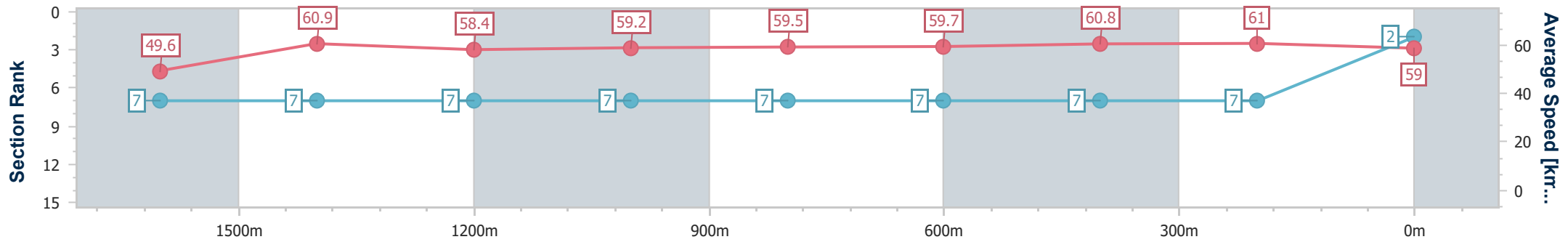
Race 5: IDSS BENCHMARK 62 Handicap - 1800m

15 September 2024 - 15:34

Track Rating: Soft 5, Weather: Fine, Rail Position: True



| Section | Overall | 1600m | 1400m | 1200m | 1000m | 800m | 600m | 400m | 200m |
|------------------------|--------------------------|--------------------------|--------------------------|--------------------------|--------------------------|--------------------------|--------------------------|--------------------------|--------------------------|
| Section Times | 1:51.41 [2] (0:14.59) | 1:36.82 [7] (0:11.91) | 1:24.91 [7] (0:12.41) | 1:12.50 [7] (0:12.17) | 1:00.33 [7] (0:12.17) | 0:48.16 [7] (0:12.10) | 0:36.06 [7] (0:11.92) | 0:24.14 [7] (0:11.80) | 0:12.34 [7] (0:12.34) |
| Average Speed [km/h] | 49.6 | 60.9 | 58.4 | 59.2 | 59.5 | 59.7 | 60.8 | 61.0 | 59.0 |
| Top Speed [km/h] | 62.3 | 62.4 | 58.7 | 60.0 | 60.3 | 61.3 | 62.1 | 61.4 | 60.7 |
| Avg. Dist. to Rail [m] | 8.8 | 2.0 | 2.1 | 2.4 | 2.1 | 1.3 | 0.8 | 6.4 | 9.4 |
| Avg. Stride Freq. [Hz] | 2.2 | 2.4 | 2.3 | 2.3 | 2.3 | 2.4 | 2.4 | 2.4 | 2.3 |
| Avg. Stride Length [m] | 6.1 | 7.1 | 7.0 | 7.0 | 7.1 | 7.0 | 7.1 | 7.1 | 6.9 |



- [] Ranking at each section and finish
- .-.- No data available at this section
- NA No data available



| | |
|--------------------------------|----------------|
| Horse/Jockey Name | Dark Chill |
| Final Rank | 3 |
| Fastest Section Time (Section) | 0:11.90 (600m) |
| Top Speed [km/h] (Section) | 66.1 (Overall) |
| Race State | Finished |



Sunshine Coast QLD Professional

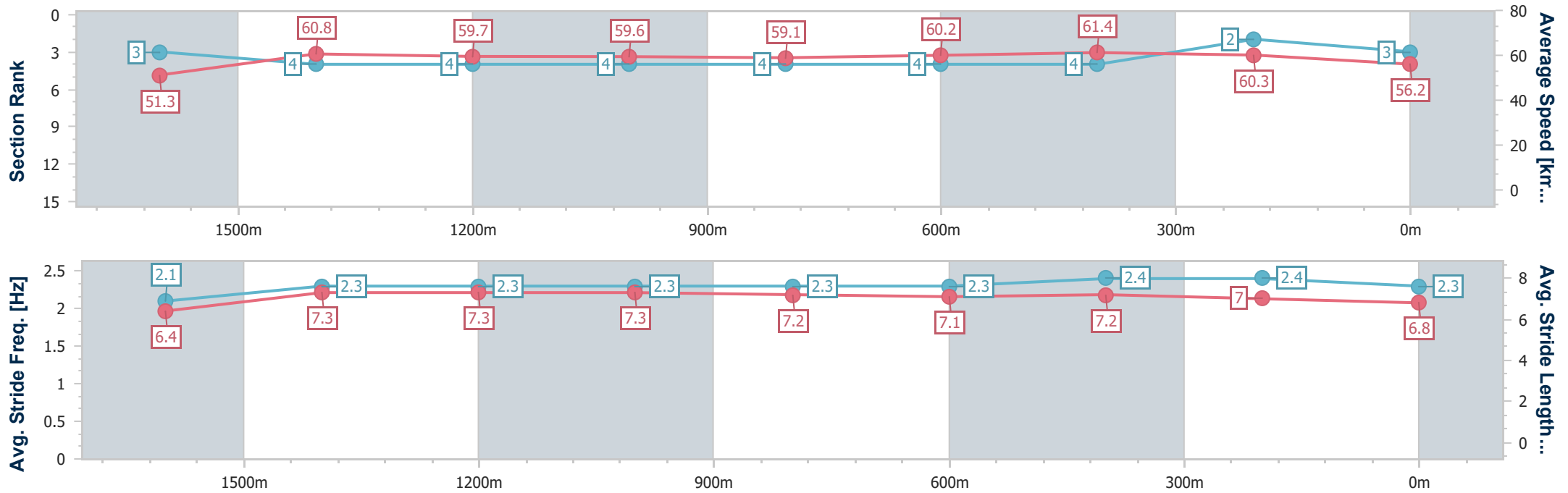
Race 5: IDSS BENCHMARK 62 Handicap - 1800m



15 September 2024 - 15:34

Track Rating: Soft 5, Weather: Fine, Rail Position: True

| Section | Overall | 1600m | 1400m | 1200m | 1000m | 800m | 600m | 400m | 200m |
|------------------------|--------------------------|--------------------------|--------------------------|--------------------------|--------------------------|--------------------------|--------------------------|--------------------------|--------------------------|
| Section Times | 1:51.56 [3] (0:14.10) | 1:37.46 [3] (0:12.01) | 1:25.45 [4] (0:12.15) | 1:13.30 [4] (0:12.12) | 1:01.18 [4] (0:12.31) | 0:48.87 [4] (0:12.14) | 0:36.73 [4] (0:11.90) | 0:24.83 [4] (0:11.93) | 0:12.90 [2] (0:12.90) |
| Average Speed [km/h] | 51.3 | 60.8 | 59.7 | 59.6 | 59.1 | 60.2 | 61.4 | 60.3 | 56.2 |
| Top Speed [km/h] | 66.1 | 65.6 | 60.7 | 60.3 | 60.1 | 61.6 | 62.5 | 62.3 | 58.5 |
| Avg. Dist. to Rail [m] | 5.4 | 3.4 | 3.5 | 3.8 | 3.4 | 2.7 | 2.5 | 6.1 | 8.1 |
| Avg. Stride Freq. [Hz] | 2.1 | 2.3 | 2.3 | 2.3 | 2.3 | 2.3 | 2.4 | 2.4 | 2.3 |
| Avg. Stride Length [m] | 6.4 | 7.3 | 7.3 | 7.3 | 7.2 | 7.1 | 7.2 | 7.0 | 6.8 |



- [] Ranking at each section and finish
- .-.- No data available at this section
- NA No data available



| | |
|--------------------------------|----------------|
| Horse/Jockey Name | Kenshin Maru |
| Final Rank | 4 |
| Fastest Section Time (Section) | 0:11.99 (600m) |
| Top Speed [km/h] (Section) | 62.8 (Overall) |
| Race State | Finished |



Sunshine Coast QLD Professional

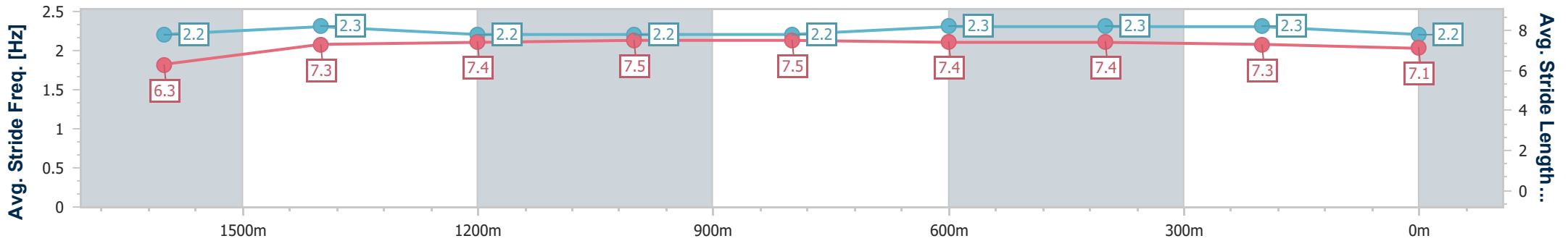
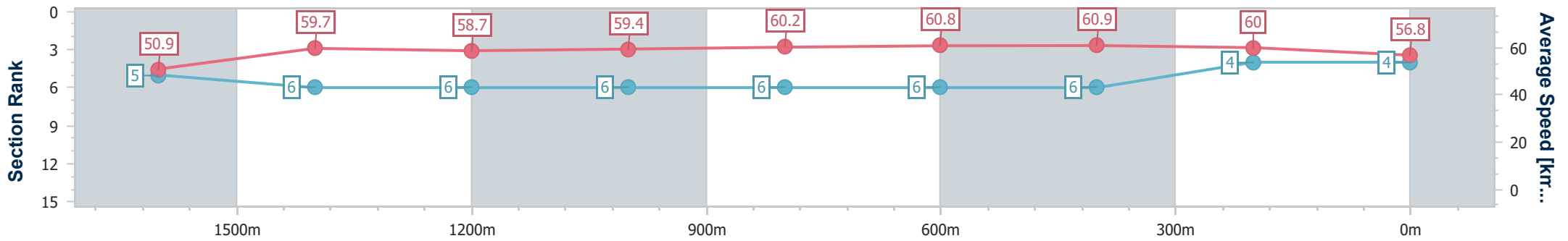
Race 5: IDSS BENCHMARK 62 Handicap - 1800m

15 September 2024 - 15:34

Track Rating: Soft 5, Weather: Fine, Rail Position: True



| Section | Overall | 1600m | 1400m | 1200m | 1000m | 800m | 600m | 400m | 200m |
|------------------------|--------------------------|--------------------------|--------------------------|--------------------------|--------------------------|--------------------------|--------------------------|--------------------------|--------------------------|
| Section Times | 1:51.75 [4] (0:14.26) | 1:37.49 [5] (0:12.17) | 1:25.32 [6] (0:12.35) | 1:12.97 [6] (0:12.19) | 1:00.78 [6] (0:12.05) | 0:48.73 [6] (0:12.00) | 0:36.73 [6] (0:11.99) | 0:24.74 [6] (0:12.02) | 0:12.72 [4] (0:12.72) |
| Average Speed [km/h] | 50.9 | 59.7 | 58.7 | 59.4 | 60.2 | 60.8 | 60.9 | 60.0 | 56.8 |
| Top Speed [km/h] | 62.8 | 61.2 | 59.8 | 60.0 | 60.4 | 61.8 | 62.0 | 61.0 | 58.4 |
| Avg. Dist. to Rail [m] | 8.5 | 2.8 | 3.1 | 3.2 | 3.1 | 2.2 | 2.9 | 4.9 | 6.6 |
| Avg. Stride Freq. [Hz] | 2.2 | 2.3 | 2.2 | 2.2 | 2.2 | 2.3 | 2.3 | 2.3 | 2.2 |
| Avg. Stride Length [m] | 6.3 | 7.3 | 7.4 | 7.5 | 7.5 | 7.4 | 7.4 | 7.3 | 7.1 |



- [] Ranking at each section and finish
- .-.- No data available at this section
- NA No data available



| | |
|--------------------------------|-----------------|
| Horse/Jockey Name | Sir Leonidas |
| Final Rank | 4 |
| Fastest Section Time (Section) | 0:11.62 (1600m) |
| Top Speed [km/h] (Section) | 63.9 (1600m) |
| Race State | Finished |



Sunshine Coast QLD Professional

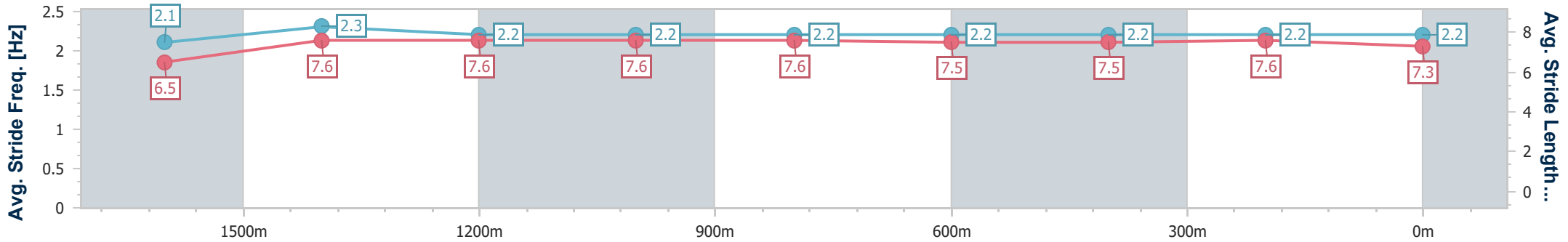
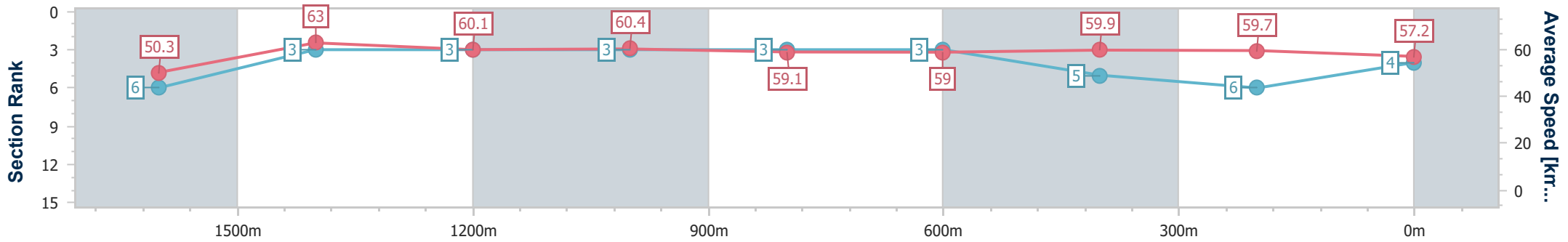
Race 5: IDSS BENCHMARK 62 Handicap - 1800m

15 September 2024 - 15:34

Track Rating: Soft 5, Weather: Fine, Rail Position: True



| Section | Overall | 1600m | 1400m | 1200m | 1000m | 800m | 600m | 400m | 200m |
|------------------------|--------------------------|--------------------------|--------------------------|--------------------------|--------------------------|--------------------------|--------------------------|--------------------------|--------------------------|
| Section Times | 1:51.75 [4] (0:14.44) | 1:37.31 [6] (0:11.62) | 1:25.69 [3] (0:12.09) | 1:13.60 [3] (0:11.97) | 1:01.63 [3] (0:12.27) | 0:49.36 [3] (0:12.40) | 0:36.96 [3] (0:12.19) | 0:24.77 [5] (0:12.09) | 0:12.68 [6] (0:12.68) |
| Average Speed [km/h] | 50.3 | 63.0 | 60.1 | 60.4 | 59.1 | 59.0 | 59.9 | 59.7 | 57.2 |
| Top Speed [km/h] | 62.6 | 63.9 | 62.6 | 61.8 | 61.1 | 59.7 | 60.6 | 60.0 | 58.9 |
| Avg. Dist. to Rail [m] | 7.2 | 4.7 | 4.0 | 5.1 | 4.2 | 2.7 | 2.2 | 5.6 | 9.0 |
| Avg. Stride Freq. [Hz] | 2.1 | 2.3 | 2.2 | 2.2 | 2.2 | 2.2 | 2.2 | 2.2 | 2.2 |
| Avg. Stride Length [m] | 6.5 | 7.6 | 7.6 | 7.6 | 7.6 | 7.5 | 7.5 | 7.6 | 7.3 |



- [] Ranking at each section and finish
- .-.- No data available at this section
- NA No data available



| | |
|--------------------------------|----------------|
| Horse/Jockey Name | Smart As Smart |
| Final Rank | 6 |
| Fastest Section Time (Section) | 0:11.82 (600m) |
| Top Speed [km/h] (Section) | 62.0 (800m) |
| Race State | Finished |



Sunshine Coast QLD Professional

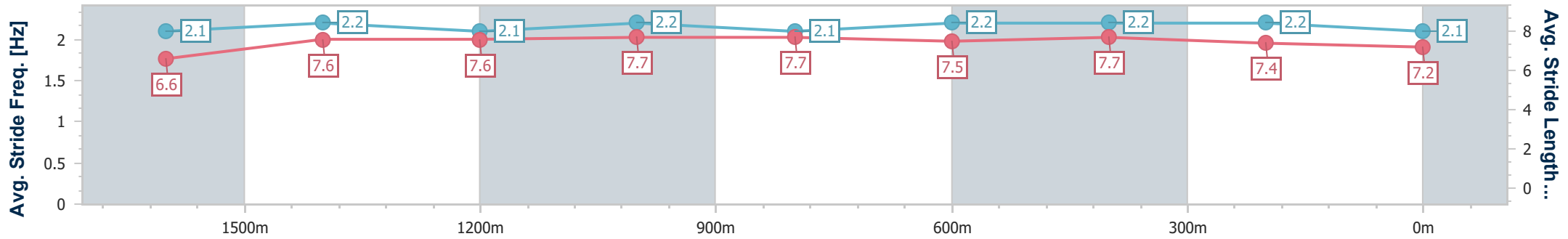
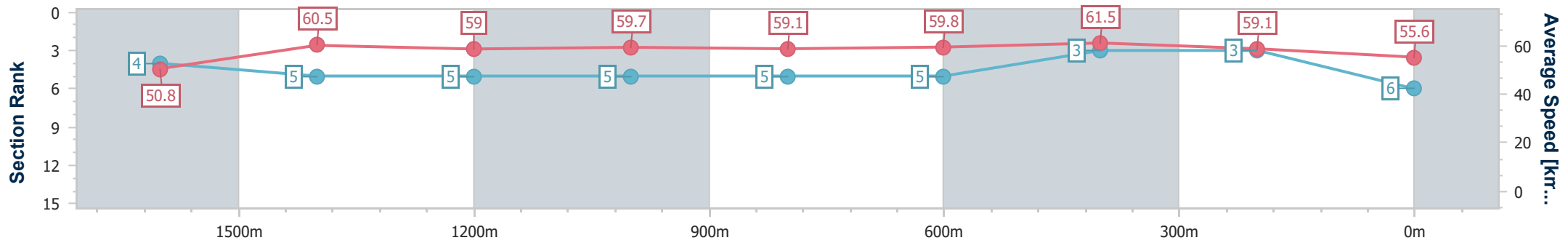
Race 5: IDSS BENCHMARK 62 Handicap - 1800m

15 September 2024 - 15:34

Track Rating: Soft 5, Weather: Fine, Rail Position: True



| Section | Overall | 1600m | 1400m | 1200m | 1000m | 800m | 600m | 400m | 200m |
|------------------------|--------------------------|--------------------------|--------------------------|--------------------------|--------------------------|--------------------------|--------------------------|--------------------------|--------------------------|
| Section Times | 1:51.88 [6] (0:14.18) | 1:37.70 [4] (0:12.00) | 1:25.70 [5] (0:12.26) | 1:13.44 [5] (0:12.09) | 1:01.35 [5] (0:12.24) | 0:49.11 [5] (0:12.09) | 0:37.02 [5] (0:11.82) | 0:25.20 [3] (0:12.14) | 0:13.06 [3] (0:13.06) |
| Average Speed [km/h] | 50.8 | 60.5 | 59.0 | 59.7 | 59.1 | 59.8 | 61.5 | 59.1 | 55.6 |
| Top Speed [km/h] | 61.5 | 61.3 | 60.0 | 60.2 | 59.7 | 62.0 | 62.0 | 60.5 | 57.6 |
| Avg. Dist. to Rail [m] | 3.5 | 1.9 | 2.1 | 2.3 | 1.9 | 1.3 | 1.1 | 2.3 | 4.6 |
| Avg. Stride Freq. [Hz] | 2.1 | 2.2 | 2.1 | 2.2 | 2.1 | 2.2 | 2.2 | 2.2 | 2.1 |
| Avg. Stride Length [m] | 6.6 | 7.6 | 7.6 | 7.7 | 7.7 | 7.5 | 7.7 | 7.4 | 7.2 |



- [] Ranking at each section and finish
- .-.- No data available at this section
- NA No data available



| | |
|--------------------------------|-----------------|
| Horse/Jockey Name | Chief Command |
| Final Rank | 7 |
| Fastest Section Time (Section) | 0:11.89 (1600m) |
| Top Speed [km/h] (Section) | 63.0 (1600m) |
| Race State | Finished |



Sunshine Coast QLD Professional

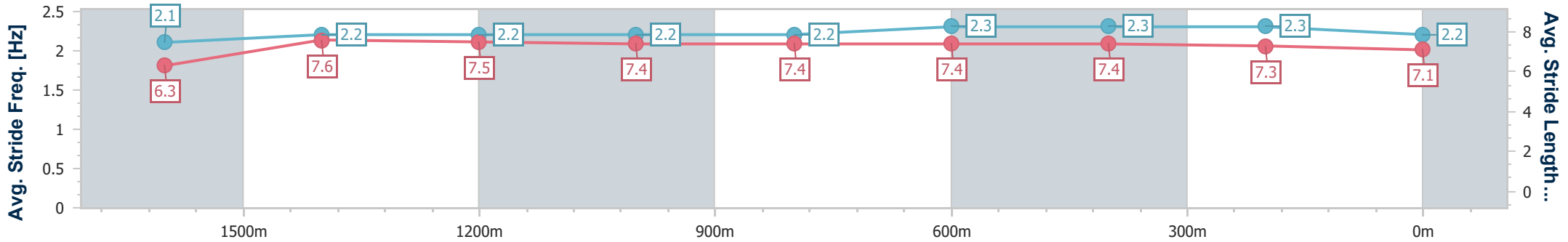
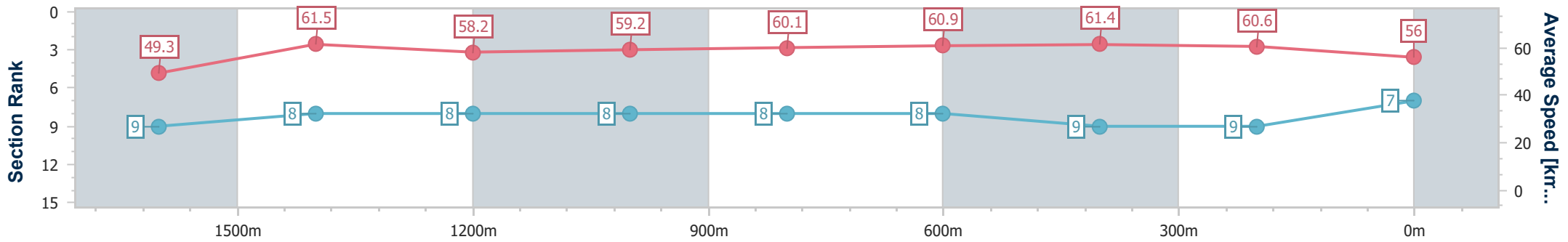
Race 5: IDSS BENCHMARK 62 Handicap - 1800m



15 September 2024 - 15:34

Track Rating: Soft 5, Weather: Fine, Rail Position: True

| Section | Overall | 1600m | 1400m | 1200m | 1000m | 800m | 600m | 400m | 200m |
|------------------------|--------------------------|--------------------------|--------------------------|--------------------------|--------------------------|--------------------------|--------------------------|--------------------------|--------------------------|
| Section Times | 1:52.26 [7] (0:14.77) | 1:37.49 [9] (0:11.89) | 1:25.60 [8] (0:12.44) | 1:13.16 [8] (0:12.24) | 1:00.92 [8] (0:12.07) | 0:48.85 [8] (0:12.04) | 0:36.81 [8] (0:11.95) | 0:24.86 [9] (0:11.92) | 0:12.94 [9] (0:12.94) |
| Average Speed [km/h] | 49.3 | 61.5 | 58.2 | 59.2 | 60.1 | 60.9 | 61.4 | 60.6 | 56.0 |
| Top Speed [km/h] | 61.6 | 63.0 | 59.8 | 60.0 | 60.6 | 61.6 | 62.6 | 61.3 | 58.7 |
| Avg. Dist. to Rail [m] | 10.2 | 4.0 | 4.0 | 3.5 | 3.1 | 3.0 | 3.6 | 9.3 | 13.1 |
| Avg. Stride Freq. [Hz] | 2.1 | 2.2 | 2.2 | 2.2 | 2.2 | 2.3 | 2.3 | 2.3 | 2.2 |
| Avg. Stride Length [m] | 6.3 | 7.6 | 7.5 | 7.4 | 7.4 | 7.4 | 7.4 | 7.3 | 7.1 |



- [] Ranking at each section and finish
- .-.- No data available at this section
- NA No data available



| | |
|--------------------------------|----------------|
| Horse/Jockey Name | Conquistadores |
| Final Rank | 8 |
| Fastest Section Time (Section) | 0:11.85 (600m) |
| Top Speed [km/h] (Section) | 63.4 (600m) |
| Race State | Finished |



Sunshine Coast QLD Professional

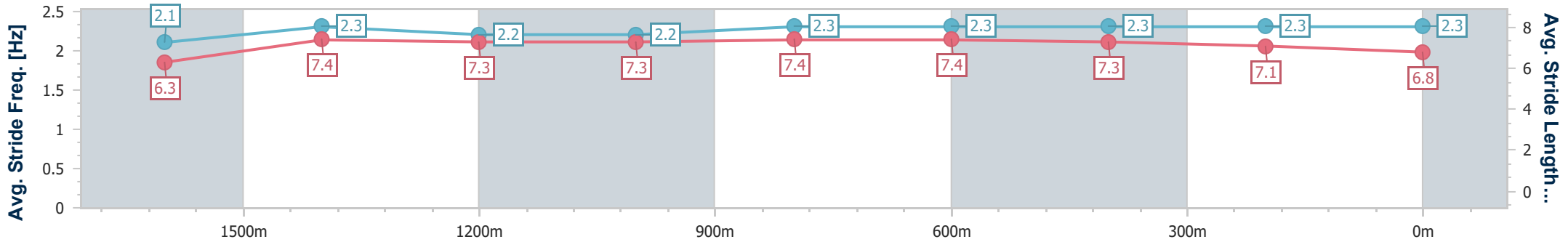
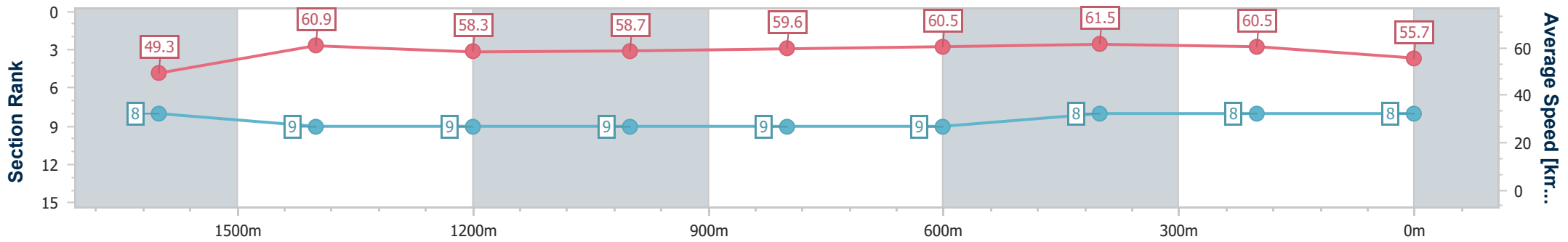
Race 5: IDSS BENCHMARK 62 Handicap - 1800m



15 September 2024 - 15:34

Track Rating: Soft 5, Weather: Fine, Rail Position: True

| Section | Overall | 1600m | 1400m | 1200m | 1000m | 800m | 600m | 400m | 200m | | | |
|------------------------|--------------------------|--------------------------|--------------------------|--------------------------|--------------------------|--------------------------|--------------------------|--------------------------|--------------------------|--|--|--|
| Section Times | 1:52.32 [8] (0:14.73) | 1:37.59 [8] (0:11.94) | 1:25.65 [9] (0:12.45) | 1:13.20 [9] (0:12.29) | 1:00.91 [9] (0:12.11) | 0:48.80 [9] (0:12.00) | 0:36.80 [9] (0:11.85) | 0:24.95 [8] (0:11.93) | 0:13.02 [8] (0:13.02) | | | |
| Average Speed [km/h] | 49.3 | 60.9 | 58.3 | 58.7 | 59.6 | 60.5 | 61.5 | 60.5 | 55.7 | | | |
| Top Speed [km/h] | 63.2 | 63.3 | 59.7 | 60.2 | 60.3 | 63.3 | 63.4 | 62.0 | 58.3 | | | |
| Avg. Dist. to Rail [m] | 9.3 | 2.7 | 3.3 | 3.0 | 2.4 | 1.0 | 1.9 | 8.5 | 12.0 | | | |
| Avg. Stride Freq. [Hz] | 2.1 | 2.3 | 2.2 | 2.2 | 2.3 | 2.3 | 2.3 | 2.3 | 2.3 | | | |
| Avg. Stride Length [m] | 6.3 | 7.4 | 7.3 | 7.3 | 7.4 | 7.4 | 7.3 | 7.1 | 6.8 | | | |



- [] Ranking at each section and finish
- .-.- No data available at this section
- NA No data available



| | |
|--------------------------------|-----------------|
| Horse/Jockey Name | Kasear |
| Final Rank | 9 |
| Fastest Section Time (Section) | 0:11.98 (1600m) |
| Top Speed [km/h] (Section) | 63.1 (Overall) |
| Race State | Finished |



Sunshine Coast QLD Professional

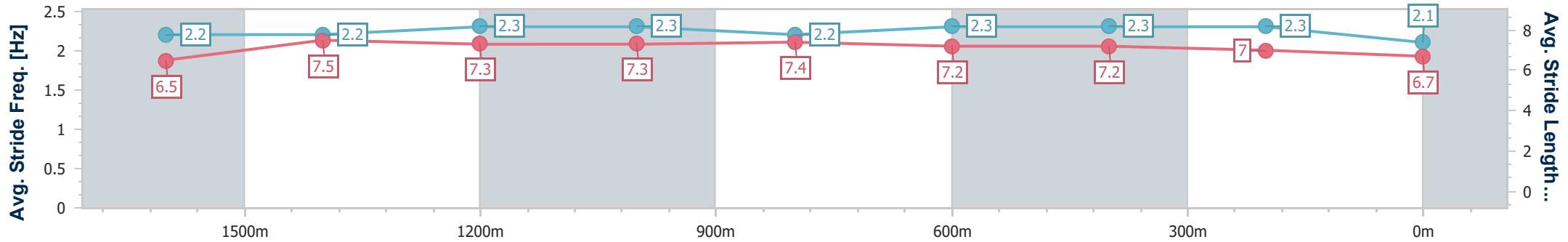
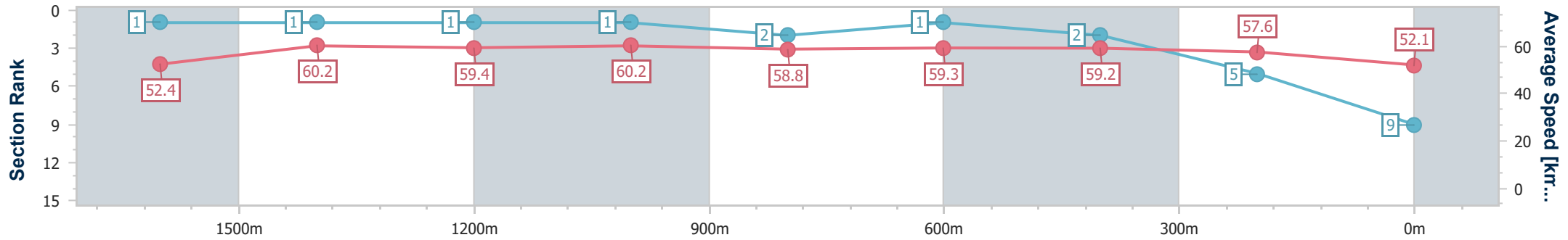
Race 5: IDSS BENCHMARK 62 Handicap - 1800m



15 September 2024 - 15:34

Track Rating: Soft 5, Weather: Fine, Rail Position: True

| Section | Overall | 1600m | 1400m | 1200m | 1000m | 800m | 600m | 400m | 200m |
|------------------------|--------------------------|--------------------------|--------------------------|--------------------------|--------------------------|--------------------------|--------------------------|--------------------------|--------------------------|
| Section Times | 1:52.91 [9] (0:13.80) | 1:39.11 [1] (0:11.98) | 1:27.13 [1] (0:12.17) | 1:14.96 [1] (0:12.00) | 1:02.96 [1] (0:12.26) | 0:50.70 [2] (0:12.09) | 0:38.61 [1] (0:12.20) | 0:26.41 [2] (0:12.53) | 0:13.88 [5] (0:13.88) |
| Average Speed [km/h] | 52.4 | 60.2 | 59.4 | 60.2 | 58.8 | 59.3 | 59.2 | 57.6 | 52.1 |
| Top Speed [km/h] | 63.1 | 62.2 | 60.6 | 60.9 | 59.4 | 59.9 | 60.8 | 58.6 | 55.6 |
| Avg. Dist. to Rail [m] | 7.0 | 0.9 | 2.4 | 1.9 | 1.1 | 0.8 | 1.0 | 4.2 | 5.9 |
| Avg. Stride Freq. [Hz] | 2.2 | 2.2 | 2.3 | 2.3 | 2.2 | 2.3 | 2.3 | 2.3 | 2.1 |
| Avg. Stride Length [m] | 6.5 | 7.5 | 7.3 | 7.3 | 7.4 | 7.2 | 7.2 | 7.0 | 6.7 |



- [] Ranking at each section and finish
- .-.- No data available at this section
- NA No data available



Sunshine Coast QLD Professional
Race 6: CENTURY 21 LIFESTYLE, CALOUNDRRA BENCHMARK 58
Handicap - 1000m
15 September 2024 - 16:12



Track Rating: Soft 5, Weather: Fine, Rail Position: True

| Section | | | | | | | | | | | | Last 600m | |
|-------------|-----|---------------------------|----------------------|----------------------|----------------------|----------------------|--------------|--------------|--------------|--------------|---------|-----------|------------------------|
| Field Times | | Overall | 800m | 600m | 400m | 200m | | | | | | 0:34.17 | |
| | | 0:57.94 (0:13.08) | 0:44.86 (0:10.69) | 0:34.17 (0:11.11) | 0:23.06 (0:11.02) | 0:12.04 (0:12.04) | | | | | | | |
| Rank | TAB | Horse/Jockey | Barrier | Top Speed [km/h] | Fastest Section | | | | | | | Margin | Distance Travelled [m] |
| 1 | 2 | CAPITAL CHASE | 6 | 69.1 | 0:10.78 | 0:57.94 [1] | 0:44.49 [4] | 0:33.71 [4] | 0:22.71 [3] | 0:11.74 [3] | 0:57.94 | 0:33.71 | |
| | | Nikita Beriman | | Overall | 800m | (0:13.45) | (0:10.78) | (0:11.00) | (0:10.97) | (0:11.74) | | | |
| 2 | 11 | HEARTS ARE RACING | 1 | 69.6 | 0:10.69 | 0:58.00 [2] | 0:44.92 [1] | 0:34.23 [1] | 0:23.12 [1] | 0:12.10 [1] | 0.3L | 0:34.23 | +1 |
| | | Jag Guthmann-Chester | | Overall | 800m | (0:13.08) | (0:10.69) | (0:11.11) | (0:11.02) | (0:12.10) | | | |
| 3 | 8 | KERNEL BOOM | 9 | 68.9 | 0:10.71 | 0:58.20 [3] | 0:44.17 [10] | 0:33.26 [10] | 0:22.31 [10] | 0:11.60 [6] | 1.3L | 0:33.26 | +1 |
| | | Cejay Graham | | 400m | 400m | (0:14.03) | (0:10.91) | (0:10.95) | (0:10.71) | (0:11.60) | | | |
| 4 | 3 | PRINCE OF SOOVIEV | 8 | 69.3 | 0:10.70 | 0:58.34 [4] | 0:45.12 [2] | 0:34.42 [2] | 0:23.38 [2] | 0:12.26 [2] | 2.1L | 0:34.42 | +2 |
| | | Jai Williams | | Overall | 800m | (0:13.22) | (0:10.70) | (0:11.04) | (0:11.12) | (0:12.26) | | | |
| 5 | 9 | TORQUE ABOUT MAGIC | 10 | 69.1 | 0:10.68 | 0:58.38 [5] | 0:44.52 [9] | 0:33.84 [7] | 0:22.75 [7] | 0:11.86 [4] | 2.3L | 0:33.84 | +1 |
| | | James Orman | | 800m | 800m | (0:13.86) | (0:10.68) | (0:11.09) | (0:10.89) | (0:11.86) | | | |
| 6 | 4 | DEALING'S DONE | 11 | 68.9 | 0:10.70 | 0:58.43 [6] | 0:44.60 [7] | 0:33.90 [6] | 0:22.89 [6] | 0:11.91 [5] | 2.5L | 0:33.90 | +4 |
| | | Trudy Thornton | | 800m | 800m | (0:13.83) | (0:10.70) | (0:11.01) | (0:10.98) | (0:11.91) | | | |
| 7 | 12 | LITTLEMISSCANCAN | 2 | 67.3 | 0:10.91 | 0:58.66 [7] | 0:45.10 [5] | 0:34.19 [5] | 0:23.16 [5] | 0:12.03 [7] | 3.8L | 0:34.19 | -1 |
| | | Dan McGillivray | | Overall | 800m | (0:13.56) | (0:10.91) | (0:11.03) | (0:11.13) | (0:12.03) | | | |
| 8 | 6 | STARLEA | 14 | 66.9 | 0:10.89 | 0:58.72 [8] | 0:44.52 [11] | 0:33.43 [11] | 0:22.44 [11] | 0:11.55 [11] | 4L | 0:33.43 | -1 |
| | | Corey Sutherland | | 400m | 400m | (0:14.20) | (0:11.09) | (0:10.99) | (0:10.89) | (0:11.55) | | | |
| 9 | 13 | DAINTREE DREAMING | 5 | 68.0 | 0:10.77 | 0:58.93 [9] | 0:45.09 [8] | 0:34.32 [8] | 0:23.12 [8] | 0:12.08 [8] | 5L | 0:34.32 | +1 |
| | | Robbie Dolan | | 800m | 800m | (0:13.84) | (0:10.77) | (0:11.20) | (0:11.04) | (0:12.08) | | | |
| 10 | 1 | JABALI RIDGE | 3 | 69.3 | 0:10.93 | 0:59.12 [10] | 0:45.38 [6] | 0:34.45 [9] | 0:23.28 [9] | 0:12.04 [10] | 6L | 0:34.45 | -1 |
| | | Tiffani Brooker | | 800m | 800m | (0:13.74) | (0:10.93) | (0:11.17) | (0:11.24) | (0:12.04) | | | |

Scratched: Loken (#10), Mr Polar (#5), Platinum Lies (#7), Bull Dimple Rum (#14), Gallery Master (#15)

[] Ranking at each section and finish
 -:-:- No data available at this section
 NA No data available

SCN Saddle cloth number
 DNF Did not finish
 DNT Did not track



Sunshine Coast QLD Professional
Race 6: CENTURY 21 LIFESTYLE, CALOUNDRA BENCHMARK 58
Handicap - 1000m
15 September 2024 - 16:12



Track Rating: Soft 5, Weather: Fine, Rail Position: True

| Section | Overall | 800m | 600m | 400m | 200m | Last 600m |
|-------------|----------------------|----------------------|----------------------|----------------------|----------------------|-----------|
| Field Times | 0:57.94 (0:13.08) | 0:44.86 (0:10.69) | 0:34.17 (0:11.11) | 0:23.06 (0:11.02) | 0:12.04 (0:12.04) | 0:34.17 |

| Rank | TAB | Horse/Jockey | Barrier | Top Speed [km/h] | Fastest Section | Overall | 800m | 600m | 400m | 200m | Margin | Last 600m | Distance Travelled [m] |
|------|-----|--------------|---------|------------------|-----------------|--------------|-------------|-------------|-------------|-------------|--------|-----------|------------------------|
| 11 | 16 | EARLSTON | 7 | 69.7 | 0:10.77 | 0:59.88 [11] | 0:46.48 [3] | 0:35.71 [3] | 0:24.44 [4] | 0:12.83 [9] | 10.3L | 0:35.71 | +3 |
| | | Karl Zechner | | 800m | 800m | (0:13.40) | (0:10.77) | (0:11.27) | (0:11.61) | (0:12.83) | | | |

Scratched: Loken (#10), Mr Polar (#5), Platinum Lies (#7), Bull Dimple Rum (#14), Gallery Master (#15)

[] Ranking at each section and finish
 -:-:- No data available at this section
 NA No data available

SCN Saddle cloth number
 DNF Did not finish
 DNT Did not track



| | |
|--------------------------------|----------------|
| Horse/Jockey Name | Capital Chase |
| Final Rank | 1 |
| Fastest Section Time (Section) | 0:10.78 (800m) |
| Top Speed [km/h] (Section) | 69.1 (Overall) |
| Race State | Finished |



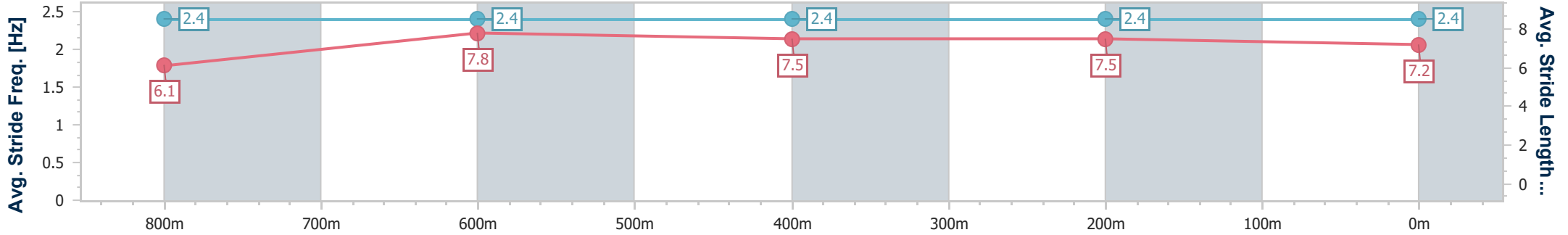
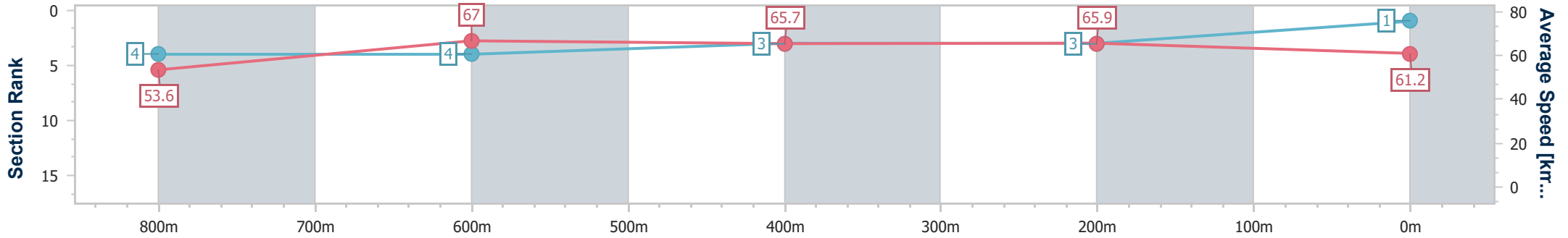
Sunshine Coast QLD Professional
 Race 6: CENTURY 21 LIFESTYLE, CALOUNDRA BENCHMARK
 58 Handicap - 1000m



15 September 2024 - 16:12

Track Rating: Soft 5, Weather: Fine, Rail Position: True

| Section | Overall | 800m | 600m | 400m | 200m |
|------------------------|--------------------------|--------------------------|--------------------------|--------------------------|--------------------------|
| Section Times | 0:57.94 [1] (0:13.45) | 0:44.49 [4] (0:10.78) | 0:33.71 [4] (0:11.00) | 0:22.71 [3] (0:10.97) | 0:11.74 [3] (0:11.74) |
| Average Speed [km/h] | 53.6 | 67.0 | 65.7 | 65.9 | 61.2 |
| Top Speed [km/h] | 69.1 | 68.8 | 66.4 | 66.4 | 65.2 |
| Avg. Dist. to Rail [m] | 6.0 | 2.0 | 0.6 | 7.1 | 7.7 |
| Avg. Stride Freq. [Hz] | 2.4 | 2.4 | 2.4 | 2.4 | 2.4 |
| Avg. Stride Length [m] | 6.1 | 7.8 | 7.5 | 7.5 | 7.2 |



- [] Ranking at each section and finish
- .-.- No data available at this section
- NA No data available



| | |
|--------------------------------|-------------------|
| Horse/Jockey Name | Hearts Are Racing |
| Final Rank | 2 |
| Fastest Section Time (Section) | 0:10.69 (800m) |
| Top Speed [km/h] (Section) | 69.6 (Overall) |
| Race State | Finished |



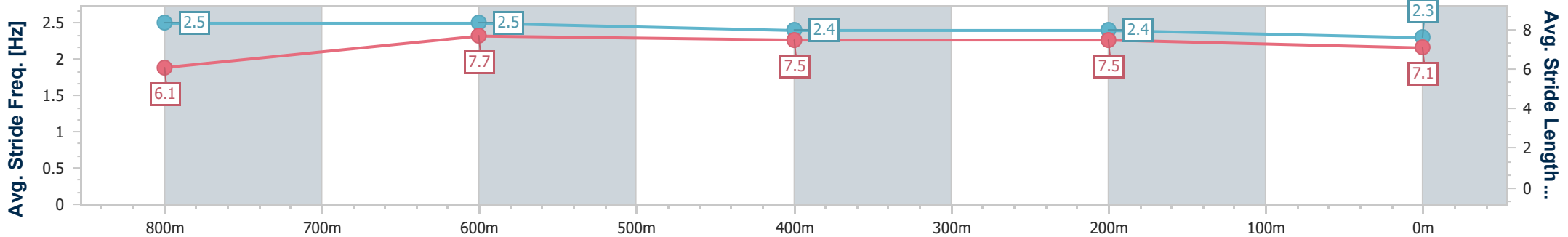
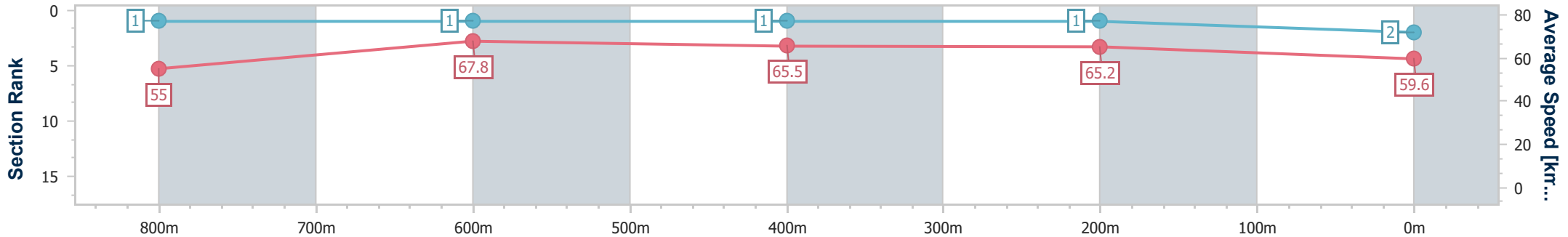
Sunshine Coast QLD Professional
Race 6: CENTURY 21 LIFESTYLE, CALOUNDRA BENCHMARK
58 Handicap - 1000m



15 September 2024 - 16:12

Track Rating: Soft 5, Weather: Fine, Rail Position: True

| Section | Overall | 800m | 600m | 400m | 200m |
|------------------------|--------------------------|--------------------------|--------------------------|--------------------------|--------------------------|
| Section Times | 0:58.00 [2] (0:13.08) | 0:44.92 [1] (0:10.69) | 0:34.23 [1] (0:11.11) | 0:23.12 [1] (0:11.02) | 0:12.10 [1] (0:12.10) |
| Average Speed [km/h] | 55.0 | 67.8 | 65.5 | 65.2 | 59.6 |
| Top Speed [km/h] | 69.6 | 69.6 | 66.4 | 66.9 | 63.0 |
| Avg. Dist. to Rail [m] | 3.4 | 2.5 | 1.5 | 6.0 | 6.1 |
| Avg. Stride Freq. [Hz] | 2.5 | 2.5 | 2.4 | 2.4 | 2.3 |
| Avg. Stride Length [m] | 6.1 | 7.7 | 7.5 | 7.5 | 7.1 |



- [] Ranking at each section and finish
- .-.- No data available at this section
- NA No data available



| | |
|--------------------------------|----------------|
| Horse/Jockey Name | Kernel Boom |
| Final Rank | 3 |
| Fastest Section Time (Section) | 0:10.71 (400m) |
| Top Speed [km/h] (Section) | 68.9 (400m) |
| Race State | Finished |



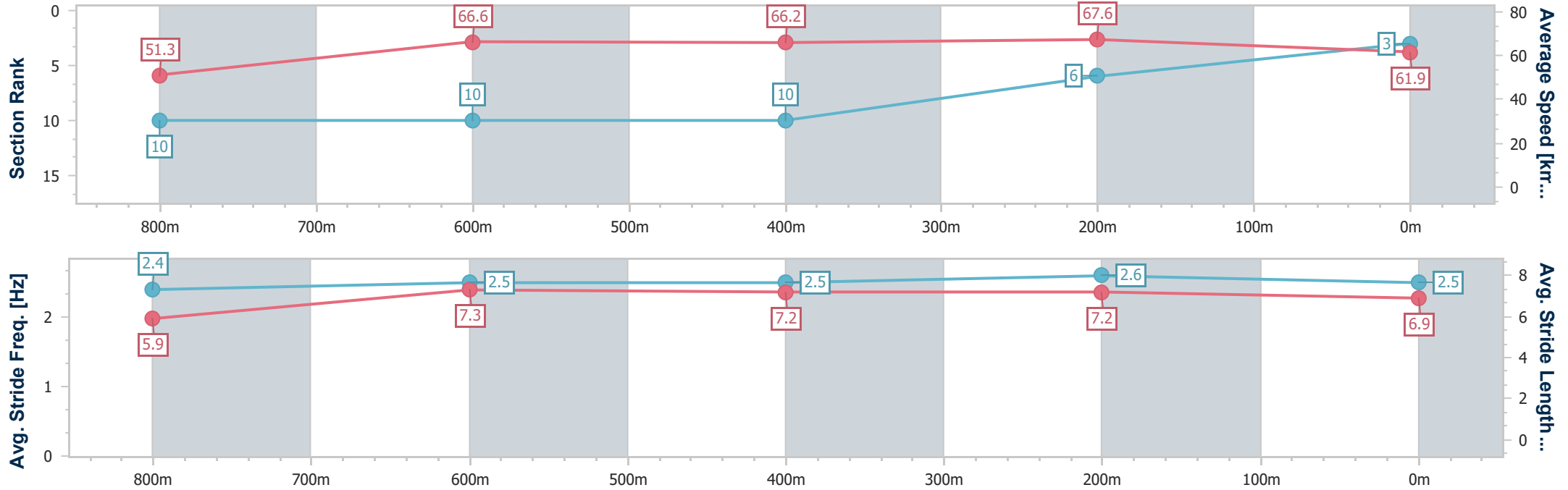
Sunshine Coast QLD Professional
Race 6: CENTURY 21 LIFESTYLE, CALOUNDRA BENCHMARK
58 Handicap - 1000m



15 September 2024 - 16:12

Track Rating: Soft 5, Weather: Fine, Rail Position: True

| Section | Overall | 800m | 600m | 400m | 200m |
|------------------------|--------------------------|---------------------------|---------------------------|---------------------------|--------------------------|
| Section Times | 0:58.20 [3] (0:14.03) | 0:44.17 [10] (0:10.91) | 0:33.26 [10] (0:10.95) | 0:22.31 [10] (0:10.71) | 0:11.60 [6] (0:11.60) |
| Average Speed [km/h] | 51.3 | 66.6 | 66.2 | 67.6 | 61.9 |
| Top Speed [km/h] | 65.1 | 67.8 | 67.9 | 68.9 | 65.2 |
| Avg. Dist. to Rail [m] | 8.3 | 3.0 | 1.3 | 5.8 | 5.0 |
| Avg. Stride Freq. [Hz] | 2.4 | 2.5 | 2.5 | 2.6 | 2.5 |
| Avg. Stride Length [m] | 5.9 | 7.3 | 7.2 | 7.2 | 6.9 |



- [] Ranking at each section and finish
- .-.-.- No data available at this section
- NA No data available



| | |
|--------------------------------|-------------------|
| Horse/Jockey Name | Prince Of Sooview |
| Final Rank | 4 |
| Fastest Section Time (Section) | 0:10.70 (800m) |
| Top Speed [km/h] (Section) | 69.3 (Overall) |
| Race State | Finished |



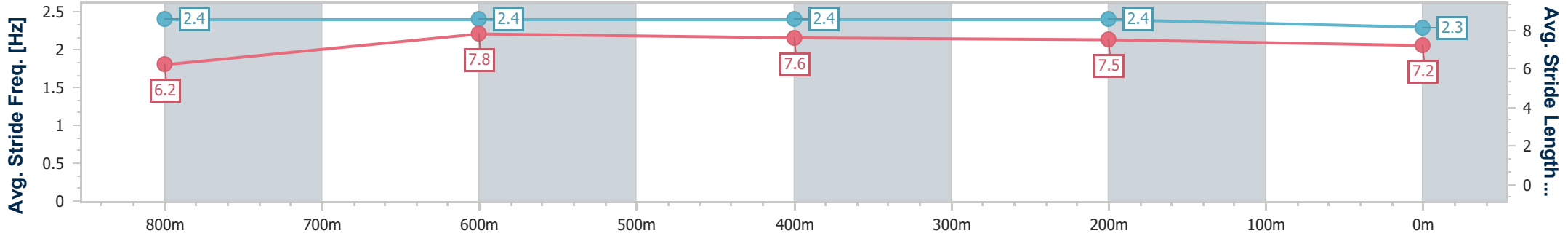
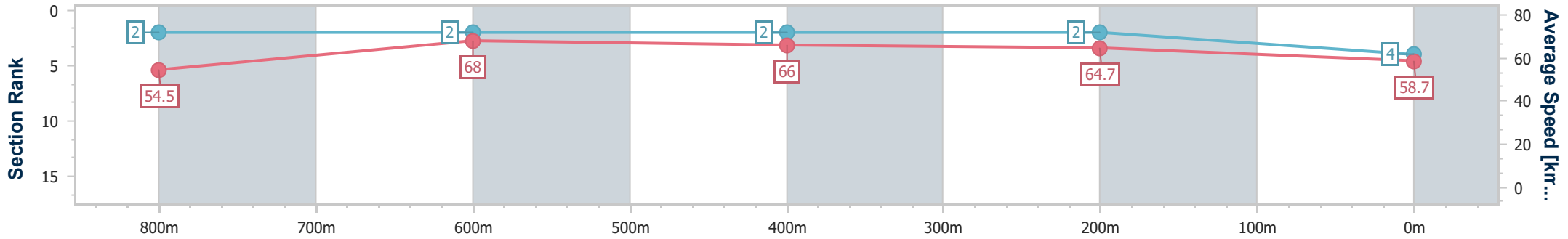
Sunshine Coast QLD Professional
Race 6: CENTURY 21 LIFESTYLE, CALOUNDRA BENCHMARK
58 Handicap - 1000m



15 September 2024 - 16:12

Track Rating: Soft 5, Weather: Fine, Rail Position: True

| Section | Overall | 800m | 600m | 400m | 200m |
|------------------------|--------------------------|--------------------------|--------------------------|--------------------------|--------------------------|
| Section Times | 0:58.34 [4] (0:13.22) | 0:45.12 [2] (0:10.70) | 0:34.42 [2] (0:11.04) | 0:23.38 [2] (0:11.12) | 0:12.26 [2] (0:12.26) |
| Average Speed [km/h] | 54.5 | 68.0 | 66.0 | 64.7 | 58.7 |
| Top Speed [km/h] | 69.3 | 69.1 | 67.1 | 66.3 | 63.0 |
| Avg. Dist. to Rail [m] | 7.4 | 2.3 | 2.0 | 7.1 | 7.4 |
| Avg. Stride Freq. [Hz] | 2.4 | 2.4 | 2.4 | 2.4 | 2.3 |
| Avg. Stride Length [m] | 6.2 | 7.8 | 7.6 | 7.5 | 7.2 |



- [] Ranking at each section and finish
- .-.- No data available at this section
- NA No data available



| | |
|--------------------------------|--------------------|
| Horse/Jockey Name | Torque About Magic |
| Final Rank | 5 |
| Fastest Section Time (Section) | 0:10.68 (800m) |
| Top Speed [km/h] (Section) | 69.1 (800m) |
| Race State | Finished |



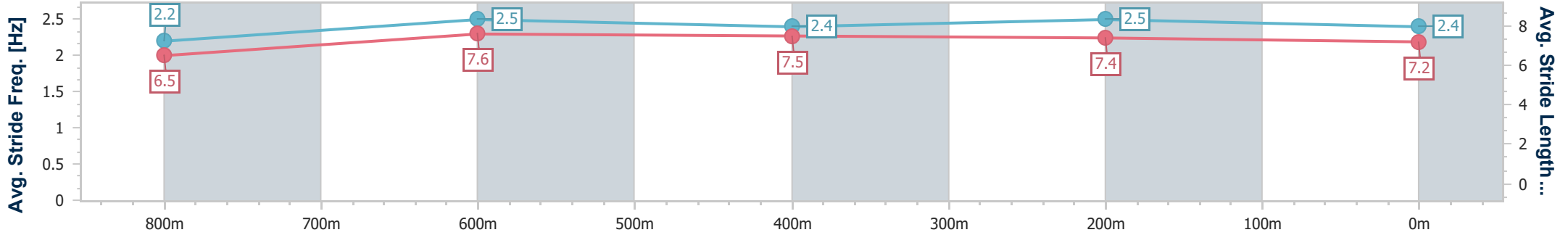
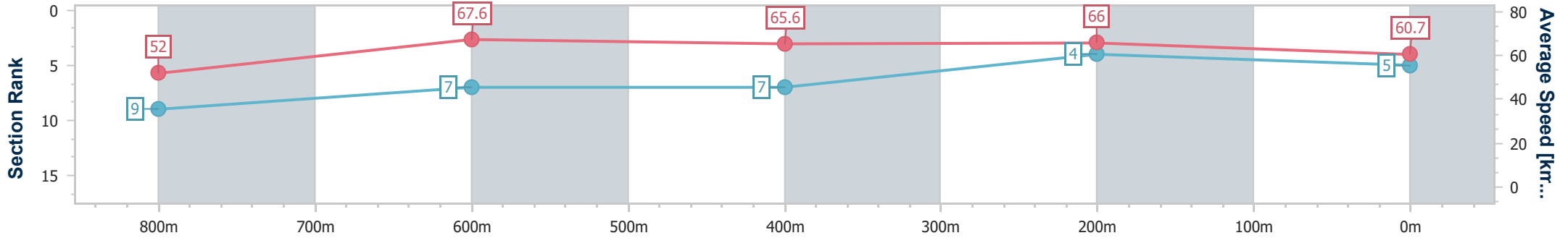
Sunshine Coast QLD Professional
 Race 6: CENTURY 21 LIFESTYLE, CALOUNDRA BENCHMARK
 58 Handicap - 1000m



15 September 2024 - 16:12

Track Rating: Soft 5, Weather: Fine, Rail Position: True

| Section | Overall | 800m | 600m | 400m | 200m |
|------------------------|--------------------------|--------------------------|--------------------------|--------------------------|--------------------------|
| Section Times | 0:58.38 [5] (0:13.86) | 0:44.52 [9] (0:10.68) | 0:33.84 [7] (0:11.09) | 0:22.75 [7] (0:10.89) | 0:11.86 [4] (0:11.86) |
| Average Speed [km/h] | 52.0 | 67.6 | 65.6 | 66.0 | 60.7 |
| Top Speed [km/h] | 67.9 | 69.1 | 67.1 | 66.8 | 65.7 |
| Avg. Dist. to Rail [m] | 6.5 | 0.9 | 1.8 | 8.3 | 8.1 |
| Avg. Stride Freq. [Hz] | 2.2 | 2.5 | 2.4 | 2.5 | 2.4 |
| Avg. Stride Length [m] | 6.5 | 7.6 | 7.5 | 7.4 | 7.2 |



- [] Ranking at each section and finish
- .-.- No data available at this section
- NA No data available



| | |
|--------------------------------|----------------|
| Horse/Jockey Name | Dealing's Done |
| Final Rank | 6 |
| Fastest Section Time (Section) | 0:10.70 (800m) |
| Top Speed [km/h] (Section) | 68.9 (800m) |
| Race State | Finished |



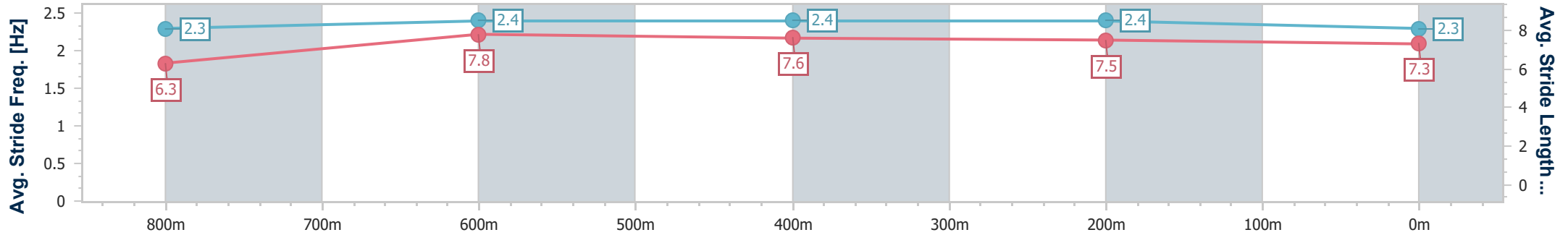
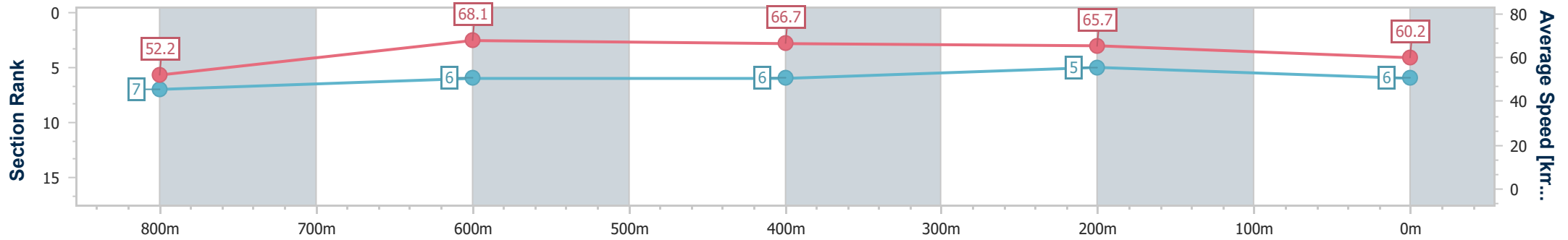
Sunshine Coast QLD Professional
 Race 6: CENTURY 21 LIFESTYLE, CALOUNDRA BENCHMARK
 58 Handicap - 1000m



15 September 2024 - 16:12

Track Rating: Soft 5, Weather: Fine, Rail Position: True

| Section | Overall | 800m | 600m | 400m | 200m |
|------------------------|--------------------------|--------------------------|--------------------------|--------------------------|--------------------------|
| Section Times | 0:58.43 [6] (0:13.83) | 0:44.60 [7] (0:10.70) | 0:33.90 [6] (0:11.01) | 0:22.89 [6] (0:10.98) | 0:11.91 [5] (0:11.91) |
| Average Speed [km/h] | 52.2 | 68.1 | 66.7 | 65.7 | 60.2 |
| Top Speed [km/h] | 66.2 | 68.9 | 68.5 | 67.1 | 64.2 |
| Avg. Dist. to Rail [m] | 10.2 | 4.0 | 3.0 | 8.6 | 9.1 |
| Avg. Stride Freq. [Hz] | 2.3 | 2.4 | 2.4 | 2.4 | 2.3 |
| Avg. Stride Length [m] | 6.3 | 7.8 | 7.6 | 7.5 | 7.3 |



- [] Ranking at each section and finish
- .-.- No data available at this section
- NA No data available



| | |
|--------------------------------|------------------|
| Horse/Jockey Name | Littlemisscancan |
| Final Rank | 7 |
| Fastest Section Time (Section) | 0:10.91 (800m) |
| Top Speed [km/h] (Section) | 67.3 (Overall) |
| Race State | Finished |



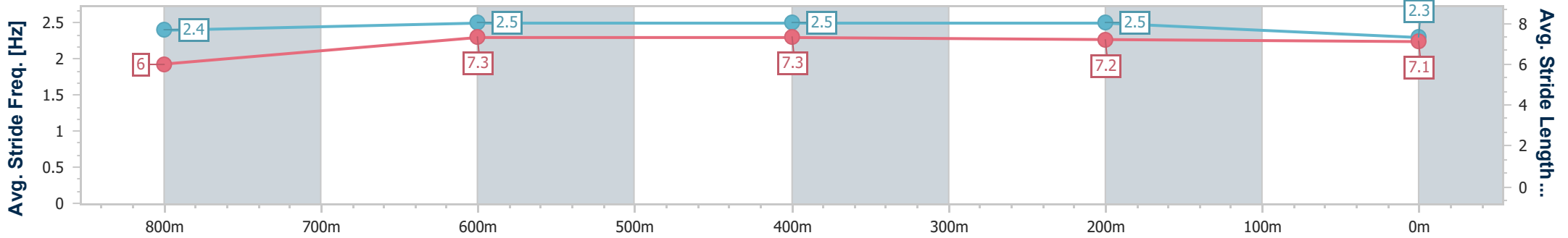
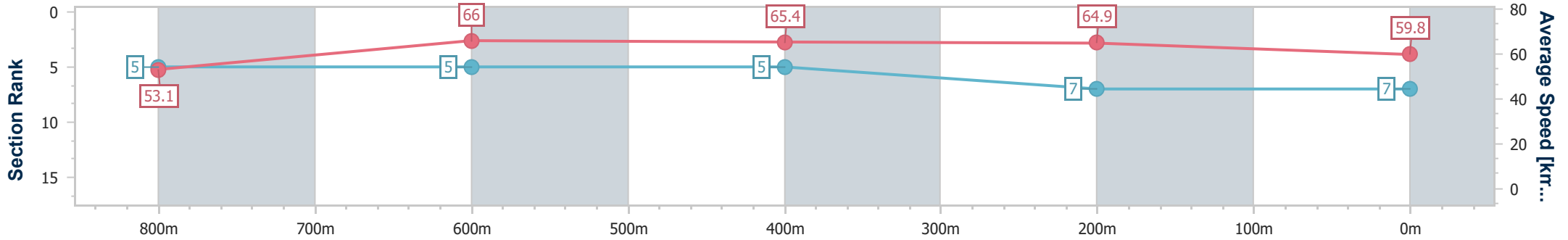
Sunshine Coast QLD Professional
 Race 6: CENTURY 21 LIFESTYLE, CALOUNDRA BENCHMARK
 58 Handicap - 1000m



15 September 2024 - 16:12

Track Rating: Soft 5, Weather: Fine, Rail Position: True

| Section | Overall | 800m | 600m | 400m | 200m |
|------------------------|--------------------------|--------------------------|--------------------------|--------------------------|--------------------------|
| Section Times | 0:58.66 [7] (0:13.56) | 0:45.10 [5] (0:10.91) | 0:34.19 [5] (0:11.03) | 0:23.16 [5] (0:11.13) | 0:12.03 [7] (0:12.03) |
| Average Speed [km/h] | 53.1 | 66.0 | 65.4 | 64.9 | 59.8 |
| Top Speed [km/h] | 67.3 | 67.3 | 66.6 | 65.9 | 63.8 |
| Avg. Dist. to Rail [m] | 3.6 | 1.0 | 0.5 | 4.9 | 5.2 |
| Avg. Stride Freq. [Hz] | 2.4 | 2.5 | 2.5 | 2.5 | 2.3 |
| Avg. Stride Length [m] | 6.0 | 7.3 | 7.3 | 7.2 | 7.1 |



- [] Ranking at each section and finish
- .-.- No data available at this section
- NA No data available



| | |
|--------------------------------|----------------|
| Horse/Jockey Name | Starlea |
| Final Rank | 8 |
| Fastest Section Time (Section) | 0:10.89 (400m) |
| Top Speed [km/h] (Section) | 66.9 (400m) |
| Race State | Finished |



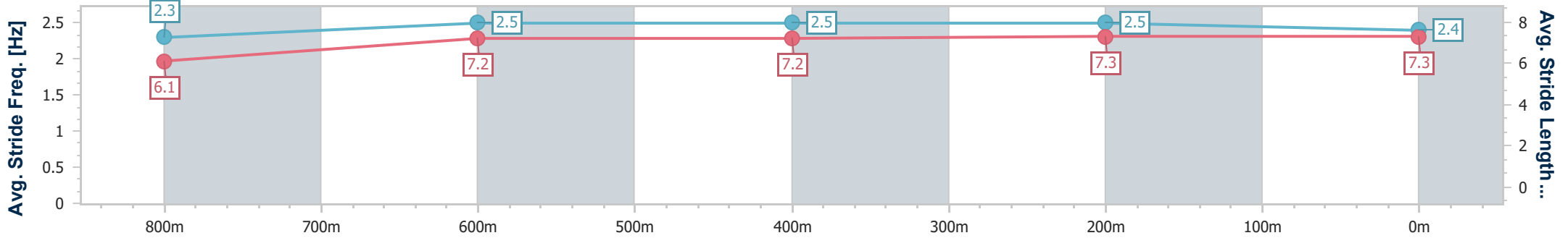
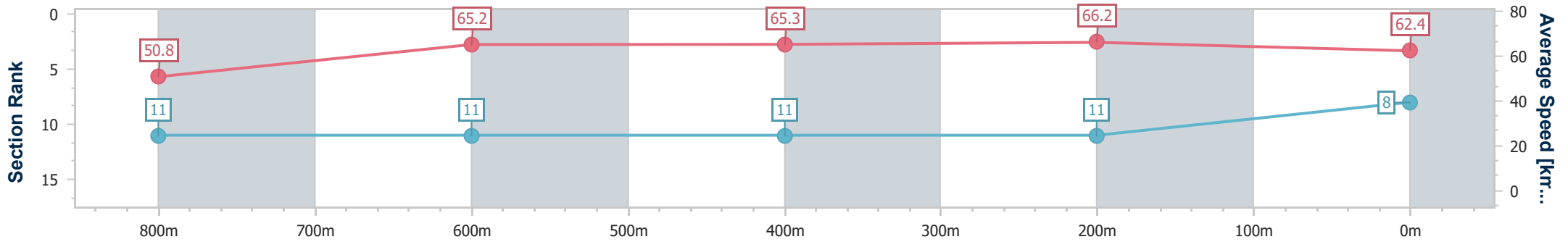
Sunshine Coast QLD Professional
 Race 6: CENTURY 21 LIFESTYLE, CALOUNDRA BENCHMARK
 58 Handicap - 1000m



15 September 2024 - 16:12

Track Rating: Soft 5, Weather: Fine, Rail Position: True

| Section | Overall | 800m | 600m | 400m | 200m |
|------------------------|--------------------------|---------------------------|---------------------------|---------------------------|---------------------------|
| Section Times | 0:58.72 [8] (0:14.20) | 0:44.52 [11] (0:11.09) | 0:33.43 [11] (0:10.99) | 0:22.44 [11] (0:10.89) | 0:11.55 [11] (0:11.55) |
| Average Speed [km/h] | 50.8 | 65.2 | 65.3 | 66.2 | 62.4 |
| Top Speed [km/h] | 64.9 | 66.6 | 65.9 | 66.9 | 64.7 |
| Avg. Dist. to Rail [m] | 10.0 | 1.9 | 0.5 | 2.3 | 2.1 |
| Avg. Stride Freq. [Hz] | 2.3 | 2.5 | 2.5 | 2.5 | 2.4 |
| Avg. Stride Length [m] | 6.1 | 7.2 | 7.2 | 7.3 | 7.3 |



- [] Ranking at each section and finish
- .-.- No data available at this section
- NA No data available



| | |
|--------------------------------|-------------------|
| Horse/Jockey Name | Daintree Dreaming |
| Final Rank | 9 |
| Fastest Section Time (Section) | 0:10.77 (800m) |
| Top Speed [km/h] (Section) | 68.0 (800m) |
| Race State | Finished |



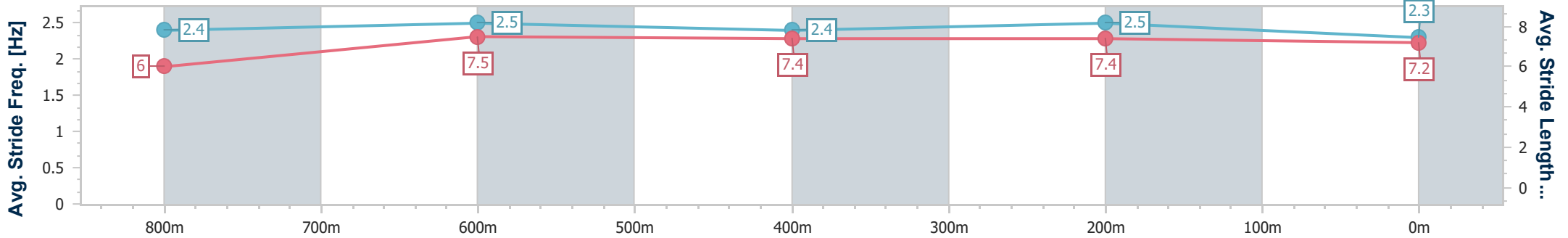
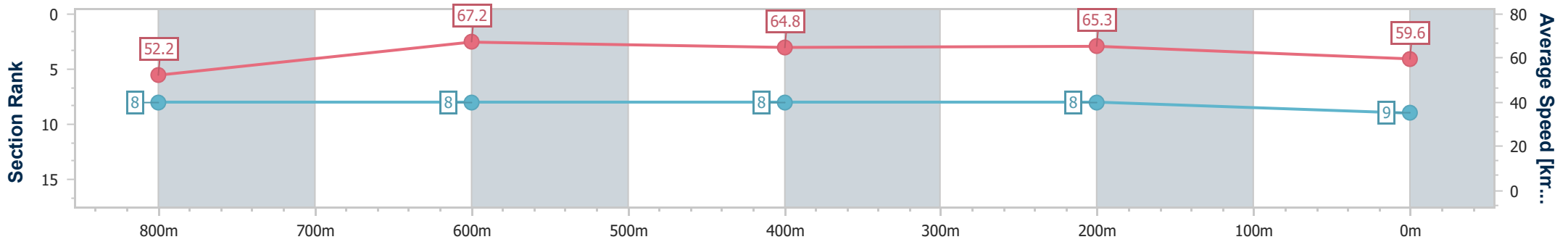
Sunshine Coast QLD Professional
 Race 6: CENTURY 21 LIFESTYLE, CALOUNDRA BENCHMARK
 58 Handicap - 1000m



15 September 2024 - 16:12

Track Rating: Soft 5, Weather: Fine, Rail Position: True

| Section | Overall | 800m | 600m | 400m | 200m |
|------------------------|--------------------------|--------------------------|--------------------------|--------------------------|--------------------------|
| Section Times | 0:58.93 [9] (0:13.84) | 0:45.09 [8] (0:10.77) | 0:34.32 [8] (0:11.20) | 0:23.12 [8] (0:11.04) | 0:12.08 [8] (0:12.08) |
| Average Speed [km/h] | 52.2 | 67.2 | 64.8 | 65.3 | 59.6 |
| Top Speed [km/h] | 66.9 | 68.0 | 65.7 | 66.4 | 63.2 |
| Avg. Dist. to Rail [m] | 6.2 | 2.4 | 1.5 | 5.1 | 5.3 |
| Avg. Stride Freq. [Hz] | 2.4 | 2.5 | 2.4 | 2.5 | 2.3 |
| Avg. Stride Length [m] | 6.0 | 7.5 | 7.4 | 7.4 | 7.2 |



- [] Ranking at each section and finish
- .-.- No data available at this section
- NA No data available



| | |
|--------------------------------|----------------|
| Horse/Jockey Name | Jabali Ridge |
| Final Rank | 10 |
| Fastest Section Time (Section) | 0:10.93 (800m) |
| Top Speed [km/h] (Section) | 69.3 (800m) |
| Race State | Finished |



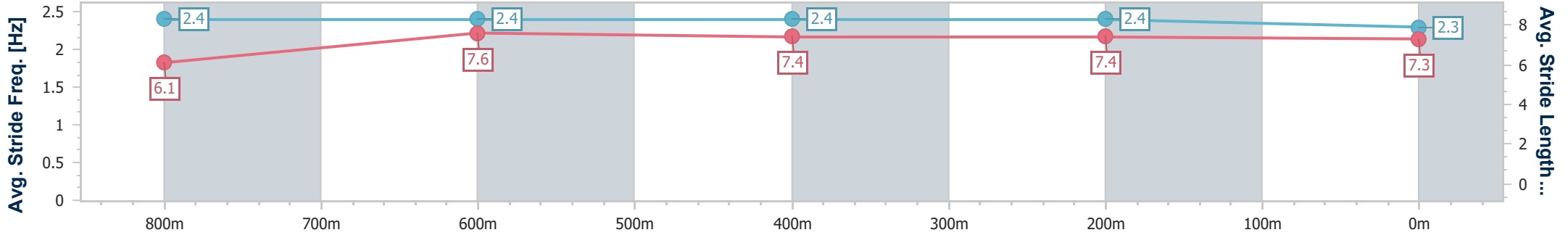
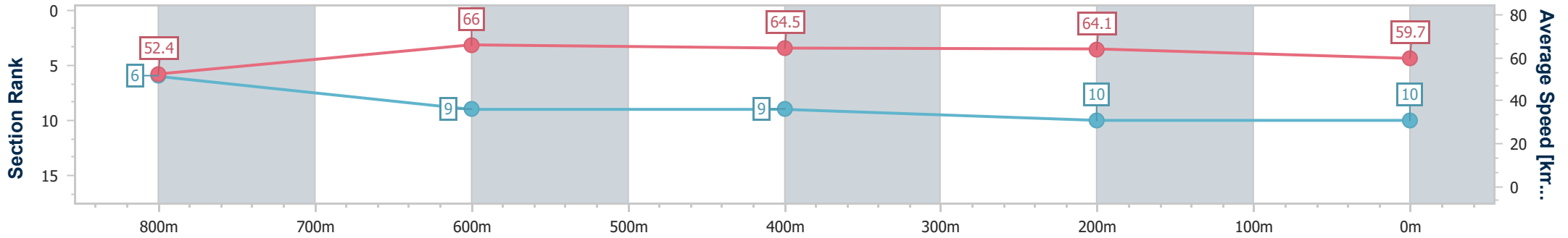
Sunshine Coast QLD Professional
Race 6: CENTURY 21 LIFESTYLE, CALOUNDRA BENCHMARK
58 Handicap - 1000m



15 September 2024 - 16:12

Track Rating: Soft 5, Weather: Fine, Rail Position: True

| Section | Overall | 800m | 600m | 400m | 200m |
|------------------------|---------------------------|--------------------------|--------------------------|--------------------------|---------------------------|
| Section Times | 0:59.12 [10] (0:13.74) | 0:45.38 [6] (0:10.93) | 0:34.45 [9] (0:11.17) | 0:23.28 [9] (0:11.24) | 0:12.04 [10] (0:12.04) |
| Average Speed [km/h] | 52.4 | 66.0 | 64.5 | 64.1 | 59.7 |
| Top Speed [km/h] | 69.3 | 69.3 | 66.0 | 65.2 | 62.6 |
| Avg. Dist. to Rail [m] | 4.1 | 1.6 | 0.6 | 4.0 | 6.0 |
| Avg. Stride Freq. [Hz] | 2.4 | 2.4 | 2.4 | 2.4 | 2.3 |
| Avg. Stride Length [m] | 6.1 | 7.6 | 7.4 | 7.4 | 7.3 |



- [] Ranking at each section and finish
- .-.- No data available at this section
- NA No data available



| | |
|--------------------------------|----------------|
| Horse/Jockey Name | Earlston |
| Final Rank | 11 |
| Fastest Section Time (Section) | 0:10.77 (800m) |
| Top Speed [km/h] (Section) | 69.7 (800m) |
| Race State | Finished |



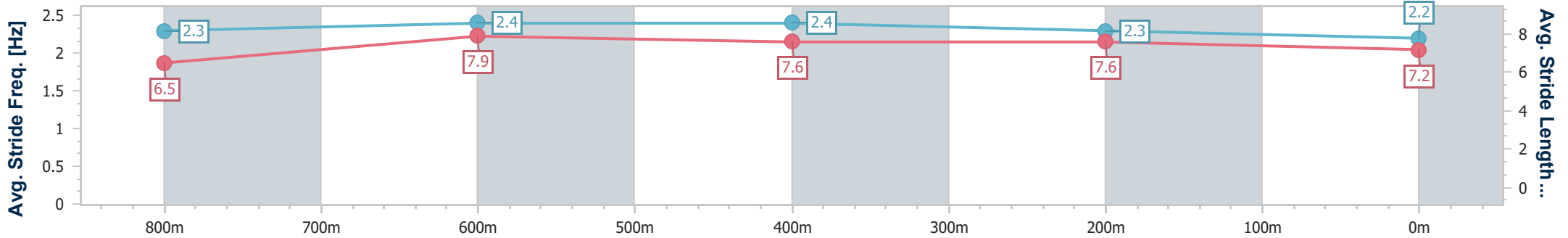
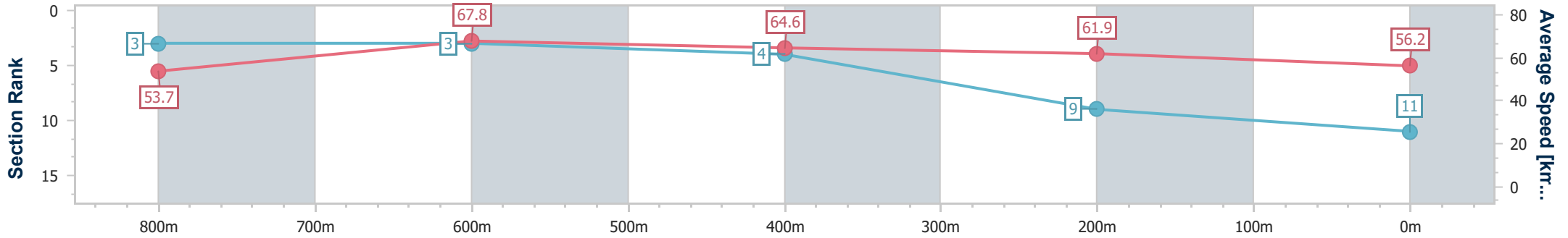
Sunshine Coast QLD Professional
 Race 6: CENTURY 21 LIFESTYLE, CALOUNDRA BENCHMARK
 58 Handicap - 1000m



15 September 2024 - 16:12

Track Rating: Soft 5, Weather: Fine, Rail Position: True

| Section | Overall | 800m | 600m | 400m | 200m |
|------------------------|---------------------------|--------------------------|--------------------------|--------------------------|--------------------------|
| Section Times | 0:59.88 [11] (0:13.40) | 0:46.48 [3] (0:10.77) | 0:35.71 [3] (0:11.27) | 0:24.44 [4] (0:11.61) | 0:12.83 [9] (0:12.83) |
| Average Speed [km/h] | 53.7 | 67.8 | 64.6 | 61.9 | 56.2 |
| Top Speed [km/h] | 69.4 | 69.7 | 65.6 | 63.7 | 59.5 |
| Avg. Dist. to Rail [m] | 7.6 | 3.9 | 2.1 | 6.6 | 7.6 |
| Avg. Stride Freq. [Hz] | 2.3 | 2.4 | 2.4 | 2.3 | 2.2 |
| Avg. Stride Length [m] | 6.5 | 7.9 | 7.6 | 7.6 | 7.2 |



- [] Ranking at each section and finish
- .-.- No data available at this section
- NA No data available



Sunshine Coast QLD Professional

Race 7: BURLESQUE L'AMOUR Class 1 Handicap - 1400m

15 September 2024 - 16:46



Track Rating: Soft 5, Weather: Fine, Rail Position: True

| Section | | Field Times | | | | | | | | | | Last 600m | |
|---------|-----|----------------------|----------------------|----------------------|----------------------|----------------------|----------------------|--------------|--------------|--------------|--------------|------------------------|----|
| | | Overall | 1200m | 1000m | 800m | 600m | 400m | | | | | 0:36.07 | |
| | | 1:24.65 (0:13.52) | 1:11.13 (0:11.39) | 0:59.74 (0:11.40) | 0:48.34 (0:12.27) | 0:36.07 (0:12.36) | 0:23.71 (0:11.78) | | | | | | |
| Rank | TAB | Horse/Jockey | Barrier | Top Speed [km/h] | Fastest Section | | | | | | | Distance Travelled [m] | |
| 1 | 5 | UMETINI | 3 | 64.6 | 0:11.38 | 1:24.65 [1] | 1:10.71 [6] | 0:59.16 [9] | 0:47.52 [8] | 0:35.39 [8] | 0:23.25 [8] | 0:35.39 | |
| | | Bailey Wheeler | | Overall | 400m | (0:13.94) | (0:11.55) | (0:11.64) | (0:12.13) | (0:12.14) | (0:11.38) | | |
| 2 | 4 | MERCHANT FLYER | 15 | 65.7 | 0:11.24 | 1:24.67 [2] | 1:10.27 [13] | 0:58.56 [13] | 0:46.82 [13] | 0:34.90 [13] | 0:23.05 [12] | 0:34.90 | -6 |
| | | James Orman | | 400m | 400m | (0:14.40) | (0:11.71) | (0:11.74) | (0:11.92) | (0:11.85) | (0:11.24) | | |
| 3 | 8 | BEEN A SECRET | 7 | 66.8 | 0:11.39 | 1:25.14 [3] | 1:11.62 [1] | 1:00.23 [1] | 0:48.56 [4] | 0:36.33 [3] | 0:24.20 [1] | 0:36.33 | -6 |
| | | Sean Cormack | | Overall | 1200m | (0:13.52) | (0:11.39) | (0:11.67) | (0:12.23) | (0:12.13) | (0:11.78) | | |
| 4 | 16 | NEWMARKET MISS | 6 | 65.1 | 0:11.52 | 1:25.20 [4] | 1:11.57 [2] | 1:00.05 [5] | 0:48.49 [5] | 0:36.27 [5] | 0:23.96 [5] | 0:36.27 | -2 |
| | | Brooke Ainsworth | | Overall | 1200m | (0:13.63) | (0:11.52) | (0:11.56) | (0:12.22) | (0:12.31) | (0:11.65) | | |
| 5 | 7 | COOK ISLAND GIRL | 9 | 65.3 | 0:11.65 | 1:25.37 [5] | 1:11.19 [11] | 0:59.54 [10] | 0:47.86 [10] | 0:35.89 [11] | 0:23.78 [11] | 0:35.89 | -1 |
| | | Angela Jones | | Overall | 1200m | (0:14.18) | (0:11.65) | (0:11.68) | (0:11.97) | (0:12.11) | (0:11.66) | | |
| 6 | 3 | NAAHRO | 10 | 65.8 | 0:11.30 | 1:25.47 [6] | 1:11.38 [9] | 1:00.08 [7] | 0:48.46 [6] | 0:36.47 [6] | 0:24.21 [6] | 0:36.47 | +3 |
| | | Georgina Cartwright | | 1200m | 1200m | (0:14.09) | (0:11.30) | (0:11.62) | (0:11.99) | (0:12.26) | (0:11.72) | | |
| 7 | 2 | BLUMSTIEN | 12 | 67.0 | 0:10.88 | 1:25.73 [7] | 1:11.67 [7] | 1:00.79 [2] | 0:49.36 [2] | 0:37.13 [2] | 0:24.71 [3] | 0:37.13 | -6 |
| | | Tiffani Brooker | | 1200m | 1200m | (0:14.06) | (0:10.88) | (0:11.43) | (0:12.23) | (0:12.42) | (0:12.02) | | |
| 8 | 12 | HEREDITARY | 14 | 68.7 | 0:11.05 | 1:25.78 [8] | 1:11.85 [5] | 1:00.80 [3] | 0:49.47 [1] | 0:37.20 [1] | 0:24.77 [2] | 0:37.20 | +0 |
| | | Taylor Marshall | | 1200m | 1200m | (0:13.93) | (0:11.05) | (0:11.33) | (0:12.27) | (0:12.43) | (0:11.79) | | |
| 9 | 18 | MARVIA MISS | 11 | 68.1 | 0:11.20 | 1:25.83 [9] | 1:12.02 [3] | 1:00.82 [4] | 0:49.30 [3] | 0:36.99 [4] | 0:24.69 [4] | 0:36.99 | +1 |
| | | Minonette Kennedy | | Overall | 1200m | (0:13.81) | (0:11.20) | (0:11.52) | (0:12.31) | (0:12.30) | (0:11.98) | | |
| 10 | 10 | GRANDCOEUR | 13 | 64.3 | 0:11.66 | 1:25.86 [10] | 1:11.58 [12] | 0:59.83 [12] | 0:48.09 [12] | 0:36.17 [12] | 0:24.23 [13] | 0:36.17 | +2 |
| | | Karl Zechner | | 1200m | 400m | (0:14.28) | (0:11.75) | (0:11.74) | (0:11.92) | (0:11.94) | (0:11.66) | | |

Scratched: Planned Encounter (#14), Californian (#1), Without Delay (#6), Ocean Alps (#9), Cluedo (#11)

[] Ranking at each section and finish
 -:-:- No data available at this section
 NA No data available

SCN Saddle cloth number
 DNF Did not finish
 DNT Did not track



Sunshine Coast QLD Professional
Race 7: BURLESQUE L'AMOUR Class 1 Handicap - 1400m
15 September 2024 - 16:46



Track Rating: Soft 5, Weather: Fine, Rail Position: True

| Section | | Overall | 1200m | 1000m | 800m | 600m | 400m | Last 600m | | | | |
|-------------|---|----------------------|----------------------|----------------------|---------------------------|---------------------------|---------------------------|---------------------------|---------------------------|---------------------------|---------|----|
| Field Times | | 1:24.65 (0:13.52) | 1:11.13 (0:11.39) | 0:59.74 (0:11.40) | 0:48.34 (0:12.27) | 0:36.07 (0:12.36) | 0:23.71 (0:11.78) | 0:36.07 | | | | |
| Rank | TAB Horse/Jockey | Barrier | Top Speed [km/h] | Fastest Section | Distance Travelled [m] | | | | | | | |
| 11 | 15 REPHRASE Robbie Dolan | 1 | 66.5 | 0:11.63 | 1:25.95 [11] (0:13.85) | 1:12.10 [4] (0:11.63) | 1:00.47 [8] (0:11.76) | 0:48.71 [9] (0:12.14) | 0:36.57 [9] (0:12.18) | 0:24.39 [10] (0:11.74) | 0:36.57 | -7 |
| 12 | 13 LOVEZELADYS Samantha Collett | 2 | 65.4 | 0:11.67 | 1:26.40 [12] (0:14.15) | 1:12.25 [10] (0:11.70) | 1:00.55 [11] (0:11.67) | 0:48.88 [11] (0:11.93) | 0:36.95 [10] (0:12.07) | 0:24.88 [9] (0:11.94) | 0:36.95 | -6 |
| 13 | 17 THOUGHT CRIME Chelsea Baker | 4 | 66.6 | 0:11.31 | 1:26.42 [13] (0:14.07) | 1:12.35 [8] (0:11.31) | 1:01.04 [6] (0:11.65) | 0:49.39 [7] (0:12.05) | 0:37.34 [7] (0:12.27) | 0:25.07 [7] (0:12.00) | 0:37.34 | -6 |

Scratched: Planned Encounter (#14), Californian (#1), Without Delay (#6), Ocean Alps (#9), Cluedo (#11)

[] Ranking at each section and finish
 -:-:-:- No data available at this section
 NA No data available

SCN Saddle cloth number
 DNF Did not finish
 DNT Did not track



Sunshine Coast QLD Professional
Race 7: BURLESQUE L'AMOUR Class 1 Handicap - 1400m
15 September 2024 - 16:46



Track Rating: Soft 5, Weather: Fine, Rail Position: True

| Section | | | | | | | 200m | | | Last 600m |
|-------------|-----|---|---------|------------------|------------------|---------------------------|---------|--|--|------------------------|
| Field Times | | | | | | | 0:11.93 | | | 0:36.07 |
| Rank | TAB | Horse/Jockey | Barrier | Top Speed [km/h] | Fastest Section | Margin | | | | Distance Travelled [m] |
| 1 | 5 | UMETINI Bailey Wheeler | 3 | 64.6 Overall | 0:11.38 400m | 0:11.87 [2] (0:11.87) | 1:24.65 | | | 0:35.39 |
| 2 | 4 | MERCHANT FLYER James Orman | 15 | 65.7 400m | 0:11.24 400m | 0:11.81 [4] (0:11.81) | 0.1L | | | 0:34.90 -6 |
| 3 | 8 | BEEN A SECRET Sean Cormack | 7 | 66.8 Overall | 0:11.39 1200m | 0:12.42 [1] (0:12.42) | 2.9L | | | 0:36.33 -6 |
| 4 | 16 | NEWMARKET MISS Brooke Ainsworth | 6 | 65.1 Overall | 0:11.52 1200m | 0:12.31 [5] (0:12.31) | 3.1L | | | 0:36.27 -2 |
| 5 | 7 | COOK ISLAND GIRL Angela Jones | 9 | 65.3 Overall | 0:11.65 1200m | 0:12.12 [9] (0:12.12) | 3.9L | | | 0:35.89 -1 |
| 6 | 3 | NAAHRO Georgina Cartwright | 10 | 65.8 1200m | 0:11.30 1200m | 0:12.49 [6] (0:12.49) | 4.4L | | | 0:36.47 +3 |
| 7 | 2 | BLUMSTIEN Tiffani Brooker | 12 | 67.0 1200m | 0:10.88 1200m | 0:12.69 [7] (0:12.69) | 5.9L | | | 0:37.13 -6 |
| 8 | 12 | HEREDITARY Taylor Marshall | 14 | 68.7 1200m | 0:11.05 1200m | 0:12.98 [3] (0:12.98) | 6.1L | | | 0:37.20 +0 |
| 9 | 18 | MARVIA MISS Minonette Kennedy | 11 | 68.1 Overall | 0:11.20 1200m | 0:12.71 [8] (0:12.71) | 6.3L | | | 0:36.99 +1 |
| 10 | 10 | GRANDCOEUR Karl Zechner | 13 | 64.3 1200m | 0:11.66 400m | 0:12.57 [10] (0:12.57) | 6.4L | | | 0:36.17 +2 |

Scratched: Planned Encounter (#14), Californian (#1), Without Delay (#6), Ocean Alps (#9), Cluedo (#11)

[] Ranking at each section and finish
 -:-:- No data available at this section
 NA No data available

SCN Saddle cloth number
 DNF Did not finish
 DNT Did not track



Sunshine Coast QLD Professional
Race 7: BURLESQUE L'AMOUR Class 1 Handicap - 1400m
15 September 2024 - 16:46



Track Rating: Soft 5, Weather: Fine, Rail Position: True

| Section | | | | 200m | | | | Last 600m | | |
|-------------|-----|----------------------|---------|----------------------|-----------------|--------------|------|-----------|------------------------|----|
| Field Times | | | | 0:11.93 (0:11.93) | | | | 0:36.07 | | |
| Rank | TAB | Horse/Jockey | Barrier | Top Speed [km/h] | Fastest Section | Margin | | | Distance Travelled [m] | |
| 11 | 15 | REPHRASE | 1 | 66.5 | 0:11.63 | 0:12.65 [11] | 6.8L | | 0:36.57 | -7 |
| | | Robbie Dolan | | Overall | 1200m | (0:12.65) | | | | |
| 12 | 13 | LOVEZELADYS | 2 | 65.4 | 0:11.67 | 0:12.94 [13] | 9.3L | | 0:36.95 | -6 |
| | | Samantha Collett | | Overall | 1000m | (0:12.94) | | | | |
| 13 | 17 | THOUGHT CRIME | 4 | 66.6 | 0:11.31 | 0:13.07 [12] | 9.4L | | 0:37.34 | -6 |
| | | Chelsea Baker | | 1200m | 1200m | (0:13.07) | | | | |

Scratched: Planned Encounter (#14), Californian (#1), Without Delay (#6), Ocean Alps (#9), Cluedo (#11)

[] Ranking at each section and finish
 -:-:-:- No data available at this section
 NA No data available

SCN Saddle cloth number
 DNF Did not finish
 DNT Did not track



| | |
|--------------------------------|----------------|
| Horse/Jockey Name | Umetini |
| Final Rank | 1 |
| Fastest Section Time (Section) | 0:11.38 (400m) |
| Top Speed [km/h] (Section) | 64.6 (Overall) |
| Race State | Finished |



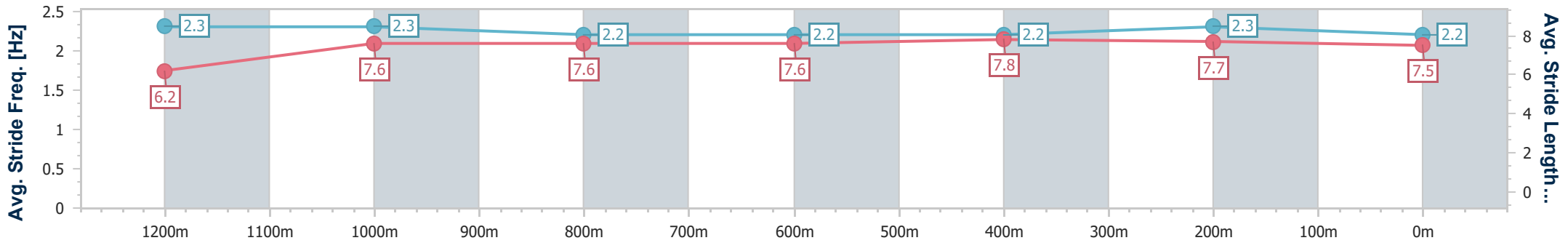
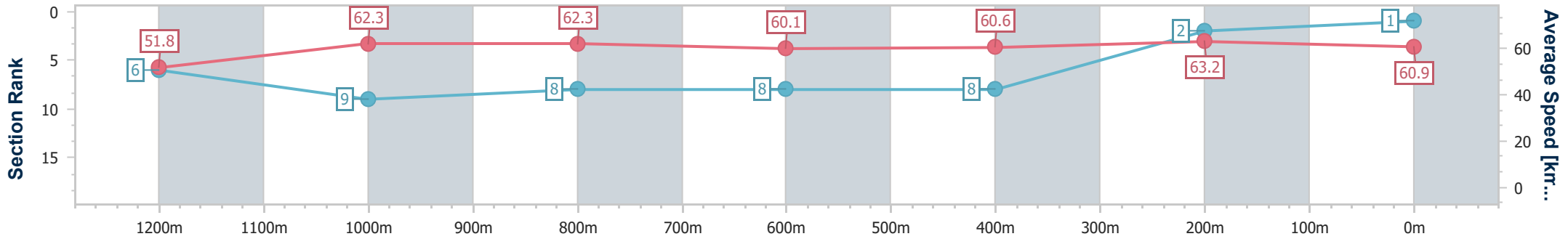
Sunshine Coast QLD Professional
Race 7: BURLESQUE L'AMOUR Class 1 Handicap - 1400m



15 September 2024 - 16:46

Track Rating: Soft 5, Weather: Fine, Rail Position: True

| Section | Overall | 1200m | 1000m | 800m | 600m | 400m | 200m |
|------------------------|--------------------------|--------------------------|--------------------------|--------------------------|--------------------------|--------------------------|--------------------------|
| Section Times | 1:24.65 [1] (0:13.94) | 1:10.71 [6] (0:11.55) | 0:59.16 [9] (0:11.64) | 0:47.52 [8] (0:12.13) | 0:35.39 [8] (0:12.14) | 0:23.25 [8] (0:11.38) | 0:11.87 [2] (0:11.87) |
| Average Speed [km/h] | 51.8 | 62.3 | 62.3 | 60.1 | 60.6 | 63.2 | 60.9 |
| Top Speed [km/h] | 64.6 | 64.5 | 62.8 | 62.0 | 61.9 | 64.2 | 62.9 |
| Avg. Dist. to Rail [m] | 6.2 | 3.4 | 3.1 | 2.4 | 3.6 | 8.7 | 6.8 |
| Avg. Stride Freq. [Hz] | 2.3 | 2.3 | 2.2 | 2.2 | 2.2 | 2.3 | 2.2 |
| Avg. Stride Length [m] | 6.2 | 7.6 | 7.6 | 7.6 | 7.8 | 7.7 | 7.5 |



- [] Ranking at each section and finish
- .-.- No data available at this section
- NA No data available



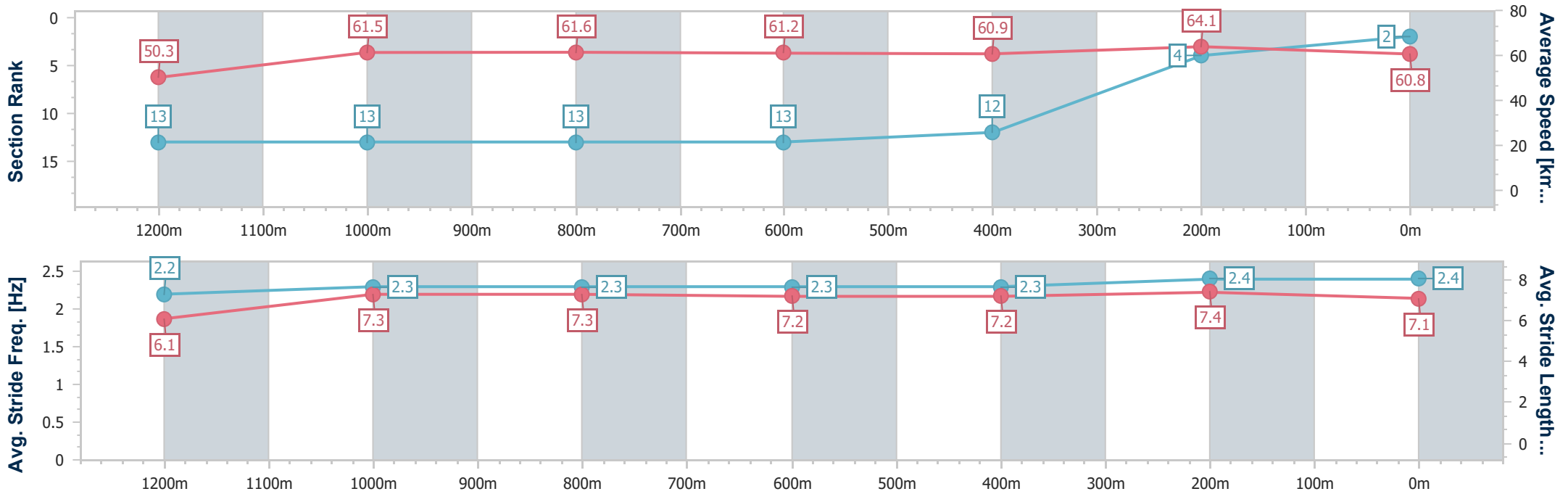
| | |
|--------------------------------|----------------|
| Horse/Jockey Name | Merchant Flyer |
| Final Rank | 2 |
| Fastest Section Time (Section) | 0:11.24 (400m) |
| Top Speed [km/h] (Section) | 65.7 (400m) |
| Race State | Finished |



Sunshine Coast QLD Professional
 Race 7: BURLESQUE L'AMOUR Class 1 Handicap - 1400m
 15 September 2024 - 16:46
 Track Rating: Soft 5, Weather: Fine, Rail Position: True



| Section | Overall | 1200m | 1000m | 800m | 600m | 400m | 200m |
|------------------------|--------------------------|---------------------------|---------------------------|---------------------------|---------------------------|---------------------------|--------------------------|
| Section Times | 1:24.67 [2] (0:14.40) | 1:10.27 [13] (0:11.71) | 0:58.56 [13] (0:11.74) | 0:46.82 [13] (0:11.92) | 0:34.90 [13] (0:11.85) | 0:23.05 [12] (0:11.24) | 0:11.81 [4] (0:11.81) |
| Average Speed [km/h] | 50.3 | 61.5 | 61.6 | 61.2 | 60.9 | 64.1 | 60.8 |
| Top Speed [km/h] | 64.4 | 64.2 | 62.0 | 62.8 | 63.7 | 65.7 | 64.0 |
| Avg. Dist. to Rail [m] | 14.4 | 4.1 | 2.8 | 1.5 | 0.5 | 1.7 | 1.1 |
| Avg. Stride Freq. [Hz] | 2.2 | 2.3 | 2.3 | 2.3 | 2.3 | 2.4 | 2.4 |
| Avg. Stride Length [m] | 6.1 | 7.3 | 7.3 | 7.2 | 7.2 | 7.4 | 7.1 |



- [] Ranking at each section and finish
- .-.- No data available at this section
- NA No data available



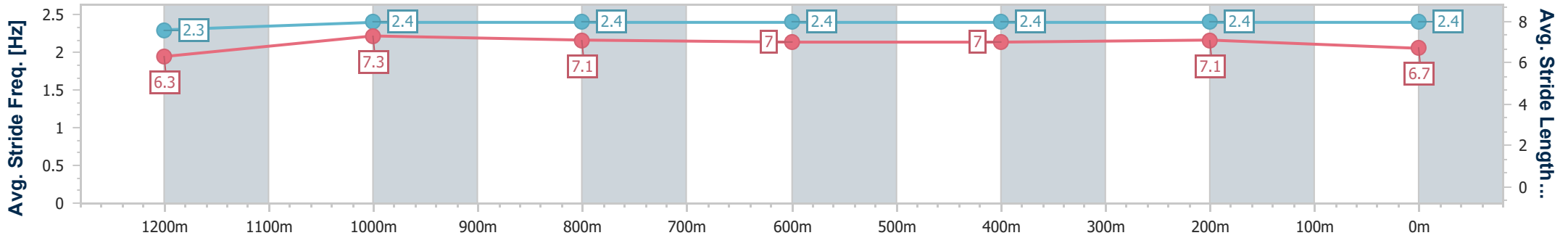
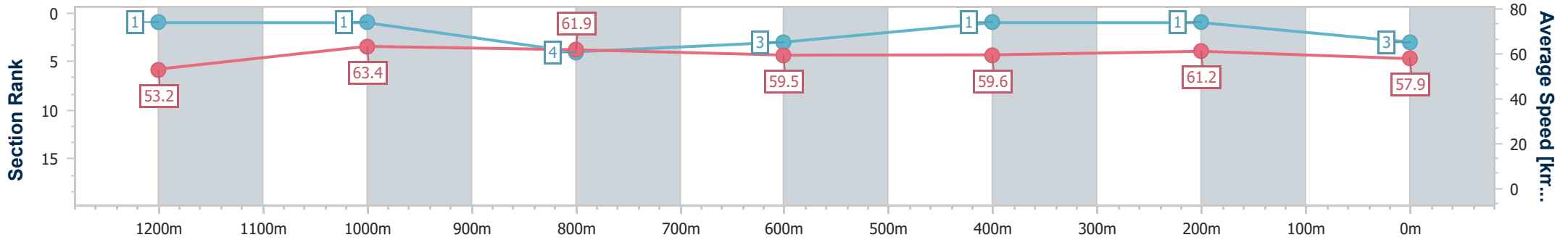
| | |
|--------------------------------|-----------------|
| Horse/Jockey Name | Been A Secret |
| Final Rank | 3 |
| Fastest Section Time (Section) | 0:11.39 (1200m) |
| Top Speed [km/h] (Section) | 66.8 (Overall) |
| Race State | Finished |



Sunshine Coast QLD Professional
 Race 7: BURLESQUE L'AMOUR Class 1 Handicap - 1400m
 15 September 2024 - 16:46
 Track Rating: Soft 5, Weather: Fine, Rail Position: True



| Section | Overall | 1200m | 1000m | 800m | 600m | 400m | 200m |
|------------------------|--------------------------|--------------------------|--------------------------|--------------------------|--------------------------|--------------------------|--------------------------|
| Section Times | 1:25.14 [3] (0:13.52) | 1:11.62 [1] (0:11.39) | 1:00.23 [1] (0:11.67) | 0:48.56 [4] (0:12.23) | 0:36.33 [3] (0:12.13) | 0:24.20 [1] (0:11.78) | 0:12.42 [1] (0:12.42) |
| Average Speed [km/h] | 53.2 | 63.4 | 61.9 | 59.5 | 59.6 | 61.2 | 57.9 |
| Top Speed [km/h] | 66.8 | 65.4 | 64.8 | 61.5 | 61.7 | 61.6 | 60.7 |
| Avg. Dist. to Rail [m] | 8.0 | 2.5 | 2.7 | 1.3 | 1.0 | 4.8 | 4.5 |
| Avg. Stride Freq. [Hz] | 2.3 | 2.4 | 2.4 | 2.4 | 2.4 | 2.4 | 2.4 |
| Avg. Stride Length [m] | 6.3 | 7.3 | 7.1 | 7.0 | 7.0 | 7.1 | 6.7 |



- [] Ranking at each section and finish
- .-.- No data available at this section
- NA No data available



| | |
|--------------------------------|-----------------|
| Horse/Jockey Name | Newmarket Miss |
| Final Rank | 4 |
| Fastest Section Time (Section) | 0:11.52 (1200m) |
| Top Speed [km/h] (Section) | 65.1 (Overall) |
| Race State | Finished |



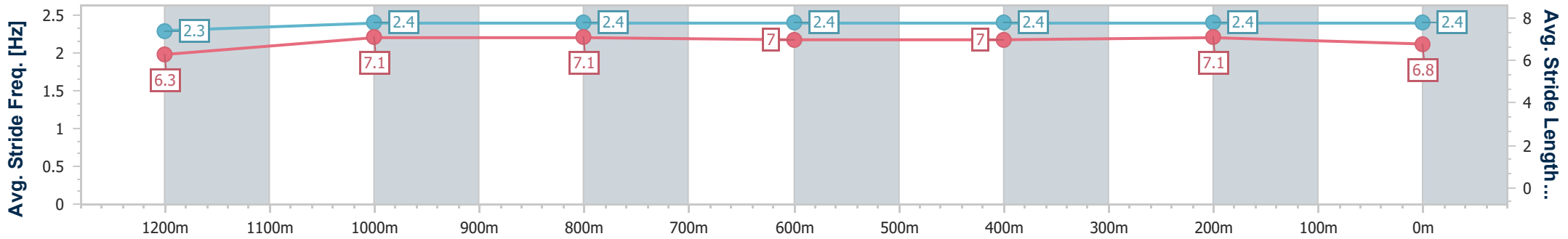
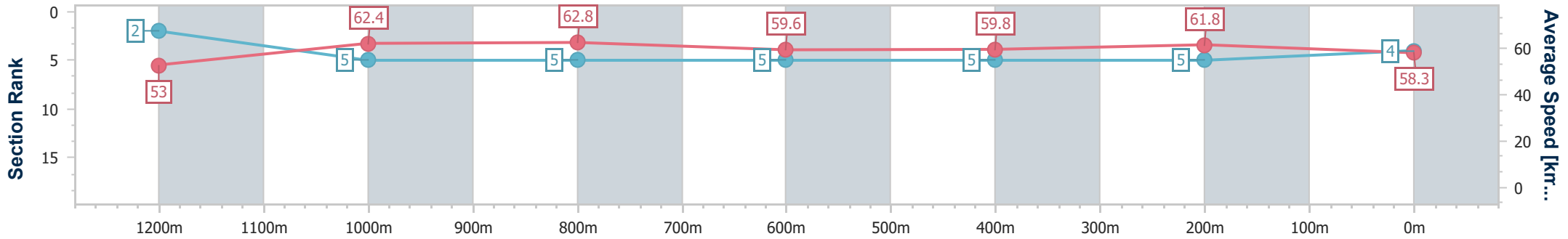
Sunshine Coast QLD Professional
Race 7: BURLESQUE L'AMOUR Class 1 Handicap - 1400m



15 September 2024 - 16:46

Track Rating: Soft 5, Weather: Fine, Rail Position: True

| Section | Overall | 1200m | 1000m | 800m | 600m | 400m | 200m |
|------------------------|--------------------------|--------------------------|--------------------------|--------------------------|--------------------------|--------------------------|-------------|
| Section Times | 1:25.20 [4] (0:13.63) | 1:11.57 [2] (0:11.52) | 1:00.05 [5] (0:11.56) | 0:48.49 [5] (0:12.22) | 0:36.27 [5] (0:12.31) | 0:23.96 [5] (0:11.65) | 0:12.31 [5] |
| Average Speed [km/h] | 53.0 | 62.4 | 62.8 | 59.6 | 59.8 | 61.8 | 58.3 |
| Top Speed [km/h] | 65.1 | 63.7 | 63.6 | 60.8 | 61.9 | 62.8 | 61.3 |
| Avg. Dist. to Rail [m] | 6.8 | 1.8 | 2.0 | 2.2 | 3.2 | 4.8 | 4.2 |
| Avg. Stride Freq. [Hz] | 2.3 | 2.4 | 2.4 | 2.4 | 2.4 | 2.4 | 2.4 |
| Avg. Stride Length [m] | 6.3 | 7.1 | 7.1 | 7.0 | 7.0 | 7.1 | 6.8 |



- [] Ranking at each section and finish
- .-.- No data available at this section
- NA No data available



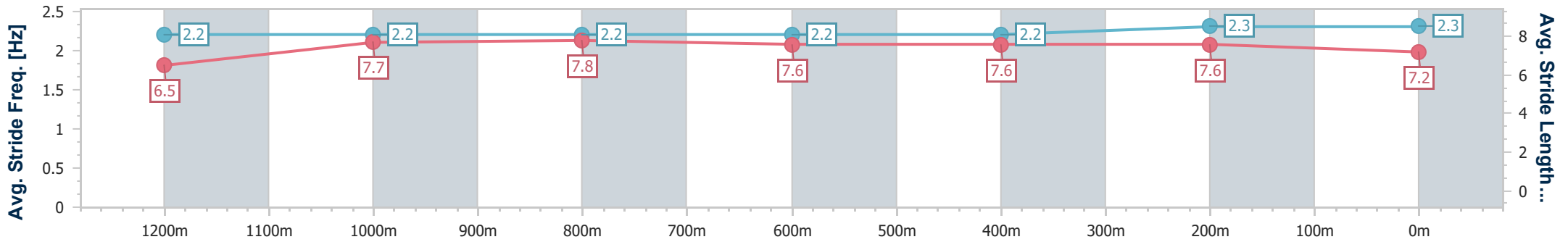
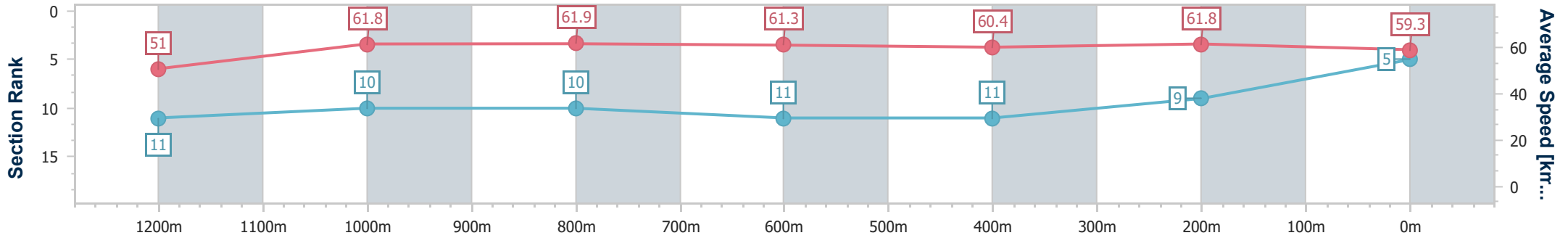
| | |
|--------------------------------|------------------|
| Horse/Jockey Name | Cook Island Girl |
| Final Rank | 5 |
| Fastest Section Time (Section) | 0:11.65 (1200m) |
| Top Speed [km/h] (Section) | 65.3 (Overall) |
| Race State | Finished |



Sunshine Coast QLD Professional
 Race 7: BURLESQUE L'AMOUR Class 1 Handicap - 1400m
 15 September 2024 - 16:46
 Track Rating: Soft 5, Weather: Fine, Rail Position: True



| Section | Overall | 1200m | 1000m | 800m | 600m | 400m | 200m |
|------------------------|--------------------------|---------------------------|---------------------------|---------------------------|---------------------------|---------------------------|--------------------------|
| Section Times | 1:25.37 [5] (0:14.18) | 1:11.19 [11] (0:11.65) | 0:59.54 [10] (0:11.68) | 0:47.86 [10] (0:11.97) | 0:35.89 [11] (0:12.11) | 0:23.78 [11] (0:11.66) | 0:12.12 [9] (0:12.12) |
| Average Speed [km/h] | 51.0 | 61.8 | 61.9 | 61.3 | 60.4 | 61.8 | 59.3 |
| Top Speed [km/h] | 65.3 | 64.9 | 62.6 | 62.5 | 62.3 | 62.5 | 61.6 |
| Avg. Dist. to Rail [m] | 7.7 | 3.5 | 3.3 | 2.8 | 3.0 | 5.0 | 3.0 |
| Avg. Stride Freq. [Hz] | 2.2 | 2.2 | 2.2 | 2.2 | 2.2 | 2.3 | 2.3 |
| Avg. Stride Length [m] | 6.5 | 7.7 | 7.8 | 7.6 | 7.6 | 7.6 | 7.2 |



- [] Ranking at each section and finish
- .-.- No data available at this section
- NA No data available



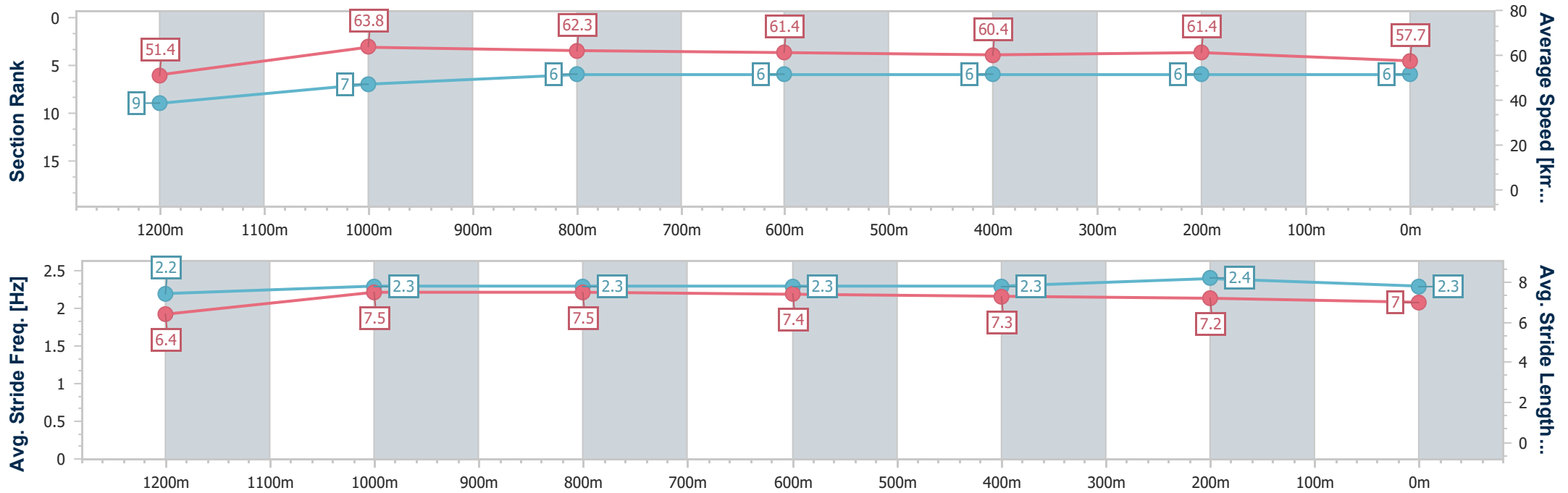
| | |
|--------------------------------|-----------------|
| Horse/Jockey Name | Naahro |
| Final Rank | 6 |
| Fastest Section Time (Section) | 0:11.30 (1200m) |
| Top Speed [km/h] (Section) | 65.8 (1200m) |
| Race State | Finished |



Sunshine Coast QLD Professional
 Race 7: BURLESQUE L'AMOUR Class 1 Handicap - 1400m
 15 September 2024 - 16:46
 Track Rating: Soft 5, Weather: Fine, Rail Position: True



| Section | Overall | 1200m | 1000m | 800m | 600m | 400m | 200m |
|------------------------|--------------------------|--------------------------|--------------------------|--------------------------|--------------------------|--------------------------|--------------------------|
| Section Times | 1:25.47 [6] (0:14.09) | 1:11.38 [9] (0:11.30) | 1:00.08 [7] (0:11.62) | 0:48.46 [6] (0:11.99) | 0:36.47 [6] (0:12.26) | 0:24.21 [6] (0:11.72) | 0:12.49 [6] (0:12.49) |
| Average Speed [km/h] | 51.4 | 63.8 | 62.3 | 61.4 | 60.4 | 61.4 | 57.7 |
| Top Speed [km/h] | 65.8 | 65.8 | 63.3 | 62.3 | 61.5 | 62.8 | 60.7 |
| Avg. Dist. to Rail [m] | 9.5 | 4.4 | 4.1 | 3.5 | 4.9 | 9.2 | 7.7 |
| Avg. Stride Freq. [Hz] | 2.2 | 2.3 | 2.3 | 2.3 | 2.3 | 2.4 | 2.3 |
| Avg. Stride Length [m] | 6.4 | 7.5 | 7.5 | 7.4 | 7.3 | 7.2 | 7.0 |



- [] Ranking at each section and finish
- .-.- No data available at this section
- NA No data available



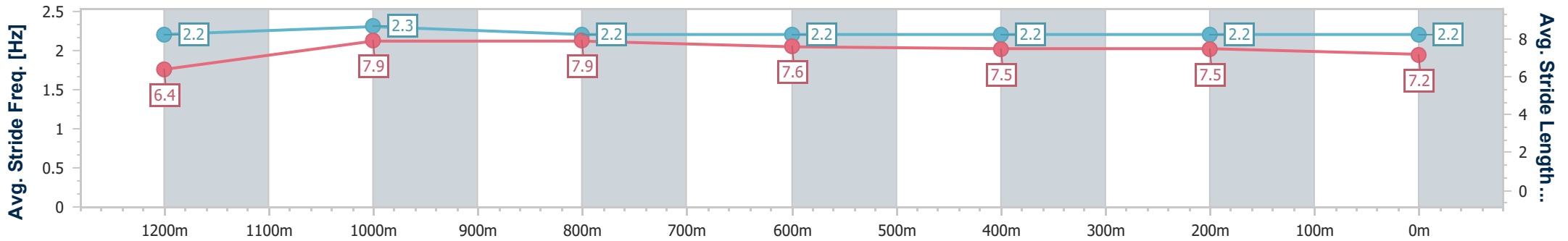
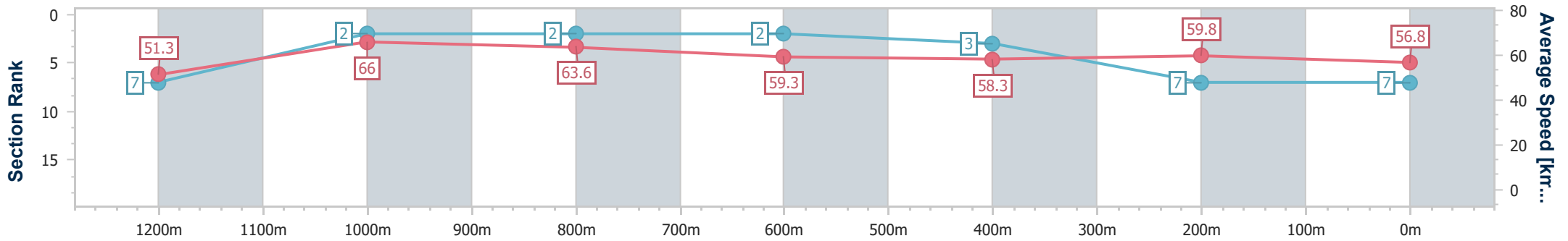
| | |
|--------------------------------|-----------------|
| Horse/Jockey Name | Blumstien |
| Final Rank | 7 |
| Fastest Section Time (Section) | 0:10.88 (1200m) |
| Top Speed [km/h] (Section) | 67.0 (1200m) |
| Race State | Finished |



Sunshine Coast QLD Professional
 Race 7: BURLESQUE L'AMOUR Class 1 Handicap - 1400m
 15 September 2024 - 16:46
 Track Rating: Soft 5, Weather: Fine, Rail Position: True



| Section | Overall | 1200m | 1000m | 800m | 600m | 400m | 200m |
|------------------------|--------------------------|--------------------------|--------------------------|--------------------------|--------------------------|--------------------------|--------------------------|
| Section Times | 1:25.73 [7] (0:14.06) | 1:11.67 [7] (0:10.88) | 1:00.79 [2] (0:11.43) | 0:49.36 [2] (0:12.23) | 0:37.13 [2] (0:12.42) | 0:24.71 [3] (0:12.02) | 0:12.69 [7] (0:12.69) |
| Average Speed [km/h] | 51.3 | 66.0 | 63.6 | 59.3 | 58.3 | 59.8 | 56.8 |
| Top Speed [km/h] | 65.1 | 67.0 | 66.0 | 60.7 | 59.4 | 60.4 | 59.3 |
| Avg. Dist. to Rail [m] | 12.7 | 6.1 | 4.4 | 1.4 | 0.7 | 4.5 | 3.9 |
| Avg. Stride Freq. [Hz] | 2.2 | 2.3 | 2.2 | 2.2 | 2.2 | 2.2 | 2.2 |
| Avg. Stride Length [m] | 6.4 | 7.9 | 7.9 | 7.6 | 7.5 | 7.5 | 7.2 |



- [] Ranking at each section and finish
- .-.- No data available at this section
- NA No data available



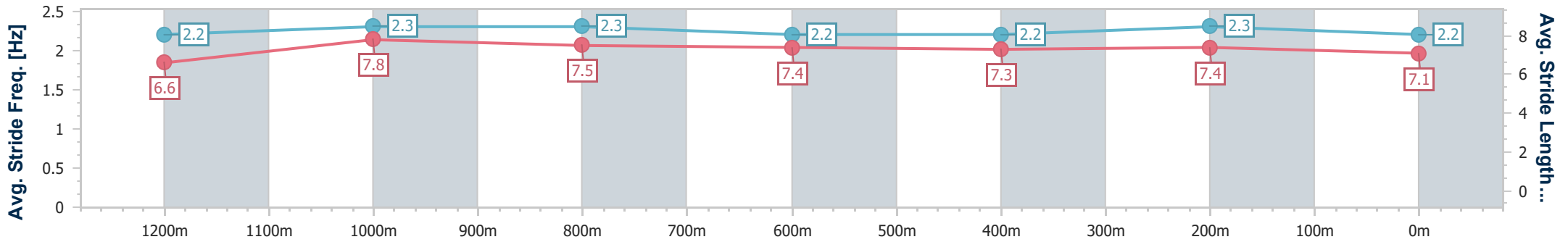
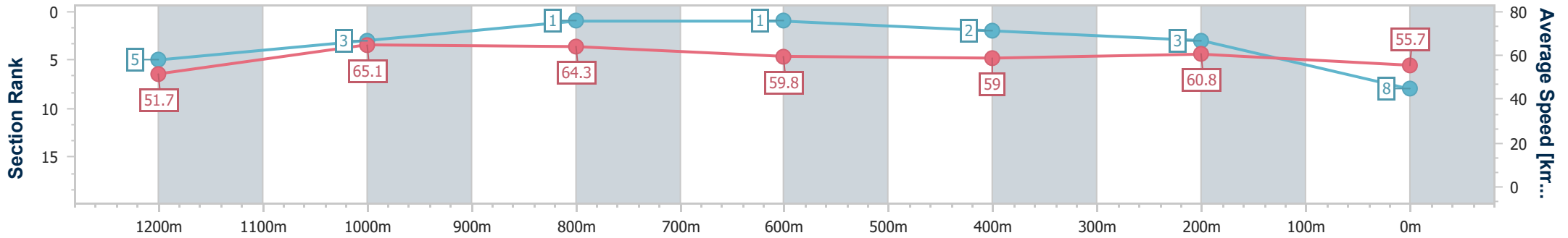
| | |
|--------------------------------|-----------------|
| Horse/Jockey Name | Hereditary |
| Final Rank | 8 |
| Fastest Section Time (Section) | 0:11.05 (1200m) |
| Top Speed [km/h] (Section) | 68.7 (1200m) |
| Race State | Finished |



Sunshine Coast QLD Professional
 Race 7: BURLESQUE L'AMOUR Class 1 Handicap - 1400m
 15 September 2024 - 16:46
 Track Rating: Soft 5, Weather: Fine, Rail Position: True



| Section | Overall | 1200m | 1000m | 800m | 600m | 400m | 200m |
|------------------------|--------------------------|--------------------------|--------------------------|--------------------------|--------------------------|--------------------------|--------------------------|
| Section Times | 1:25.78 [8] (0:13.93) | 1:11.85 [5] (0:11.05) | 1:00.80 [3] (0:11.33) | 0:49.47 [1] (0:12.27) | 0:37.20 [1] (0:12.43) | 0:24.77 [2] (0:11.79) | 0:12.98 [3] (0:12.98) |
| Average Speed [km/h] | 51.7 | 65.1 | 64.3 | 59.8 | 59.0 | 60.8 | 55.7 |
| Top Speed [km/h] | 66.9 | 68.7 | 65.1 | 62.0 | 60.4 | 61.7 | 59.4 |
| Avg. Dist. to Rail [m] | 14.3 | 4.7 | 4.4 | 3.3 | 2.6 | 5.7 | 5.1 |
| Avg. Stride Freq. [Hz] | 2.2 | 2.3 | 2.3 | 2.2 | 2.2 | 2.3 | 2.2 |
| Avg. Stride Length [m] | 6.6 | 7.8 | 7.5 | 7.4 | 7.3 | 7.4 | 7.1 |



- [] Ranking at each section and finish
- .-.- No data available at this section
- NA No data available



| | |
|--------------------------------|-----------------|
| Horse/Jockey Name | Marvia Miss |
| Final Rank | 9 |
| Fastest Section Time (Section) | 0:11.20 (1200m) |
| Top Speed [km/h] (Section) | 68.1 (Overall) |
| Race State | Finished |



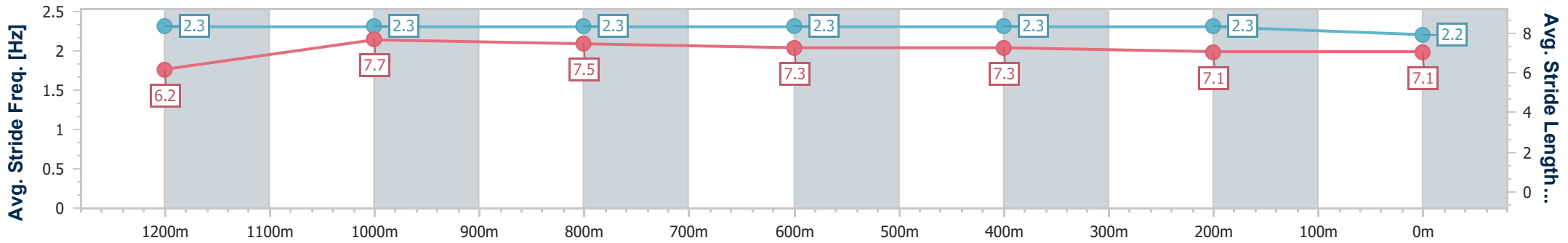
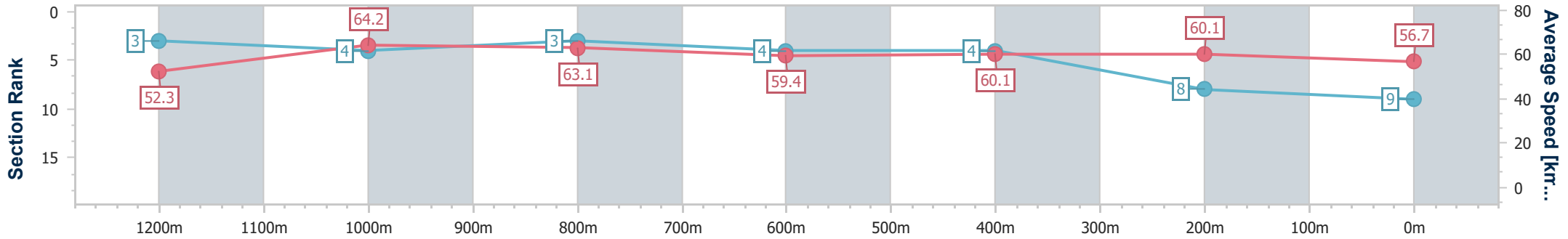
Sunshine Coast QLD Professional
Race 7: BURLESQUE L'AMOUR Class 1 Handicap - 1400m



15 September 2024 - 16:46

Track Rating: Soft 5, Weather: Fine, Rail Position: True

| Section | Overall | 1200m | 1000m | 800m | 600m | 400m | 200m |
|------------------------|--------------------------|--------------------------|--------------------------|--------------------------|--------------------------|--------------------------|--------------------------|
| Section Times | 1:25.83 [9] (0:13.81) | 1:12.02 [3] (0:11.20) | 1:00.82 [4] (0:11.52) | 0:49.30 [3] (0:12.31) | 0:36.99 [4] (0:12.30) | 0:24.69 [4] (0:11.98) | 0:12.71 [8] (0:12.71) |
| Average Speed [km/h] | 52.3 | 64.2 | 63.1 | 59.4 | 60.1 | 60.1 | 56.7 |
| Top Speed [km/h] | 68.1 | 67.0 | 65.0 | 61.2 | 61.3 | 62.6 | 58.6 |
| Avg. Dist. to Rail [m] | 10.9 | 3.9 | 3.6 | 3.4 | 4.1 | 7.8 | 7.0 |
| Avg. Stride Freq. [Hz] | 2.3 | 2.3 | 2.3 | 2.3 | 2.3 | 2.3 | 2.2 |
| Avg. Stride Length [m] | 6.2 | 7.7 | 7.5 | 7.3 | 7.3 | 7.1 | 7.1 |



- [] Ranking at each section and finish
- .-.-.- No data available at this section
- NA No data available



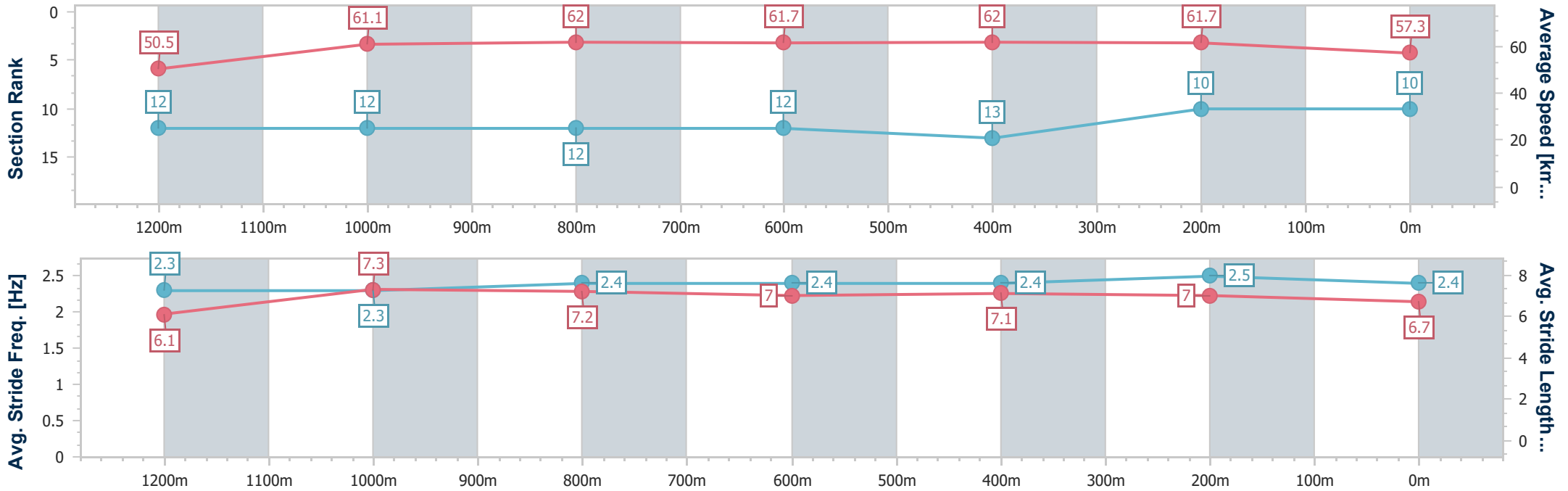
| | |
|--------------------------------|----------------|
| Horse/Jockey Name | Grandcoeur |
| Final Rank | 10 |
| Fastest Section Time (Section) | 0:11.66 (400m) |
| Top Speed [km/h] (Section) | 64.3 (1200m) |
| Race State | Finished |



Sunshine Coast QLD Professional
 Race 7: BURLESQUE L'AMOUR Class 1 Handicap - 1400m
 15 September 2024 - 16:46
 Track Rating: Soft 5, Weather: Fine, Rail Position: True



| Section | Overall | 1200m | 1000m | 800m | 600m | 400m | 200m |
|------------------------|---------------------------|---------------------------|---------------------------|---------------------------|---------------------------|---------------------------|---------------------------|
| Section Times | 1:25.86 [10] (0:14.28) | 1:11.58 [12] (0:11.75) | 0:59.83 [12] (0:11.74) | 0:48.09 [12] (0:11.92) | 0:36.17 [12] (0:11.94) | 0:24.23 [13] (0:11.66) | 0:12.57 [10] (0:12.57) |
| Average Speed [km/h] | 50.5 | 61.1 | 62.0 | 61.7 | 62.0 | 61.7 | 57.3 |
| Top Speed [km/h] | 64.3 | 64.3 | 63.6 | 63.1 | 63.1 | 62.7 | 60.1 |
| Avg. Dist. to Rail [m] | 13.4 | 5.2 | 4.3 | 3.4 | 4.7 | 9.4 | 8.3 |
| Avg. Stride Freq. [Hz] | 2.3 | 2.3 | 2.4 | 2.4 | 2.4 | 2.5 | 2.4 |
| Avg. Stride Length [m] | 6.1 | 7.3 | 7.2 | 7.0 | 7.1 | 7.0 | 6.7 |



- [] Ranking at each section and finish
- .-.- No data available at this section
- NA No data available



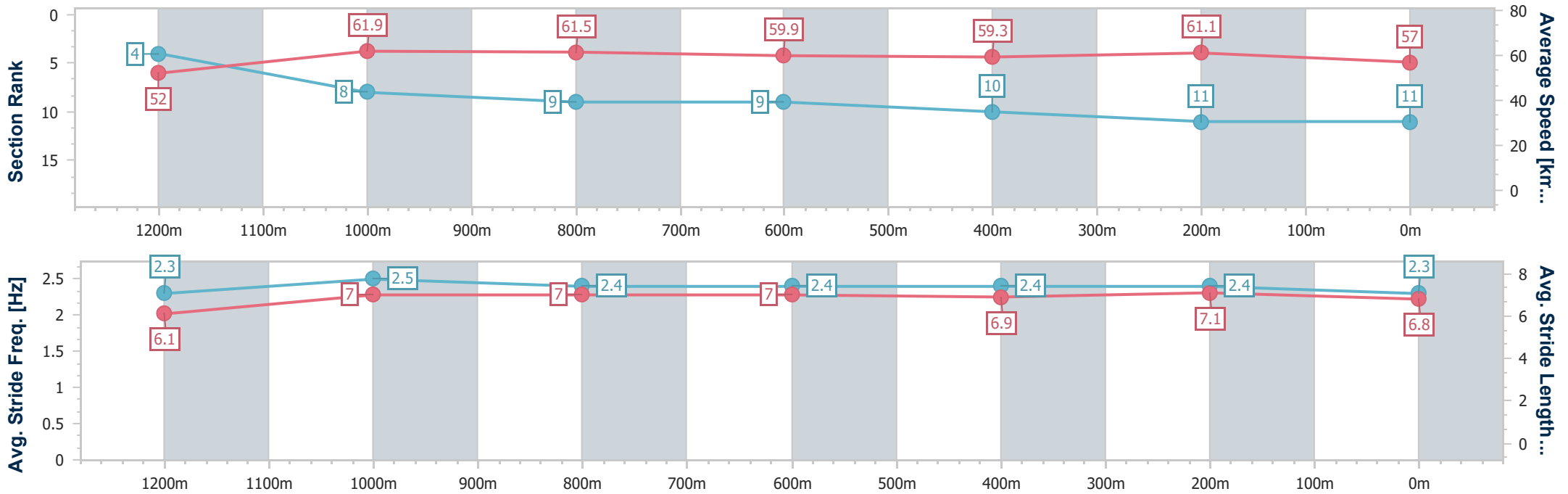
| | |
|--------------------------------|-----------------|
| Horse/Jockey Name | Rephrase |
| Final Rank | 11 |
| Fastest Section Time (Section) | 0:11.63 (1200m) |
| Top Speed [km/h] (Section) | 66.5 (Overall) |
| Race State | Finished |



Sunshine Coast QLD Professional
 Race 7: BURLESQUE L'AMOUR Class 1 Handicap - 1400m
 15 September 2024 - 16:46
 Track Rating: Soft 5, Weather: Fine, Rail Position: True



| Section | Overall | 1200m | 1000m | 800m | 600m | 400m | 200m |
|------------------------|---------------------------|--------------------------|--------------------------|--------------------------|--------------------------|---------------------------|---------------------------|
| Section Times | 1:25.95 [11] (0:13.85) | 1:12.10 [4] (0:11.63) | 1:00.47 [8] (0:11.76) | 0:48.71 [9] (0:12.14) | 0:36.57 [9] (0:12.18) | 0:24.39 [10] (0:11.74) | 0:12.65 [11] (0:12.65) |
| Average Speed [km/h] | 52.0 | 61.9 | 61.5 | 59.9 | 59.3 | 61.1 | 57.0 |
| Top Speed [km/h] | 66.5 | 64.7 | 62.4 | 62.1 | 61.3 | 63.2 | 59.8 |
| Avg. Dist. to Rail [m] | 5.0 | 2.5 | 2.3 | 1.7 | 0.4 | 2.7 | 2.9 |
| Avg. Stride Freq. [Hz] | 2.3 | 2.5 | 2.4 | 2.4 | 2.4 | 2.4 | 2.3 |
| Avg. Stride Length [m] | 6.1 | 7.0 | 7.0 | 7.0 | 6.9 | 7.1 | 6.8 |



- [] Ranking at each section and finish
- .-.- No data available at this section
- NA No data available



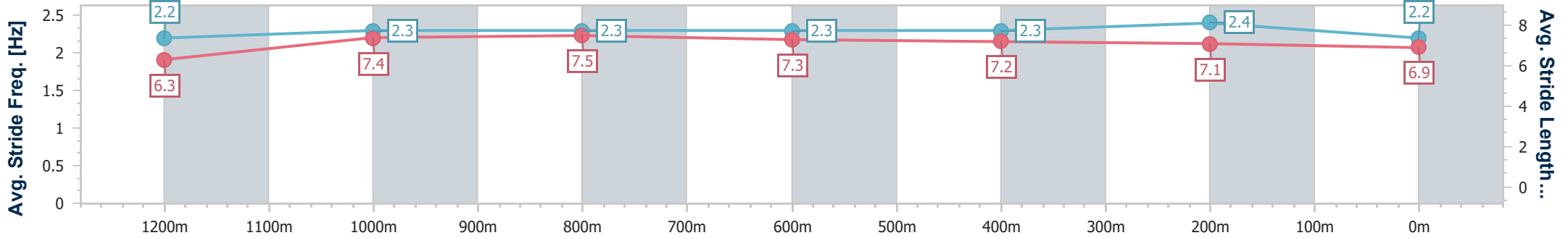
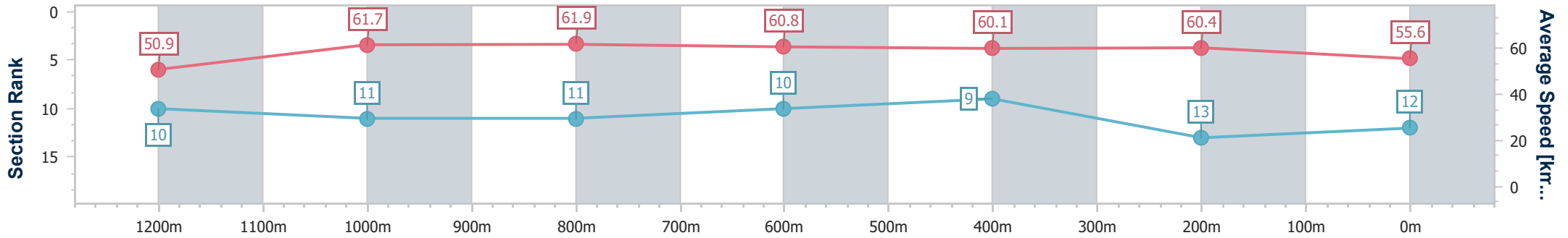
| | |
|--------------------------------|-----------------|
| Horse/Jockey Name | Lovezeladys |
| Final Rank | 12 |
| Fastest Section Time (Section) | 0:11.67 (1000m) |
| Top Speed [km/h] (Section) | 65.4 (Overall) |
| Race State | Finished |



Sunshine Coast QLD Professional
 Race 7: BURLESQUE L'AMOUR Class 1 Handicap - 1400m
 15 September 2024 - 16:46
 Track Rating: Soft 5, Weather: Fine, Rail Position: True



| Section | Overall | 1200m | 1000m | 800m | 600m | 400m | 200m |
|------------------------|---------------------------|---------------------------|---------------------------|---------------------------|---------------------------|--------------------------|---------------------------|
| Section Times | 1:26.40 [12] (0:14.15) | 1:12.25 [10] (0:11.70) | 1:00.55 [11] (0:11.67) | 0:48.88 [11] (0:11.93) | 0:36.95 [10] (0:12.07) | 0:24.88 [9] (0:11.94) | 0:12.94 [13] (0:12.94) |
| Average Speed [km/h] | 50.9 | 61.7 | 61.9 | 60.8 | 60.1 | 60.4 | 55.6 |
| Top Speed [km/h] | 65.4 | 65.3 | 62.6 | 62.6 | 61.2 | 61.3 | 58.2 |
| Avg. Dist. to Rail [m] | 5.1 | 2.3 | 2.3 | 1.5 | 1.0 | 2.2 | 3.1 |
| Avg. Stride Freq. [Hz] | 2.2 | 2.3 | 2.3 | 2.3 | 2.3 | 2.4 | 2.2 |
| Avg. Stride Length [m] | 6.3 | 7.4 | 7.5 | 7.3 | 7.2 | 7.1 | 6.9 |



- [] Ranking at each section and finish
- .-.- No data available at this section
- NA No data available



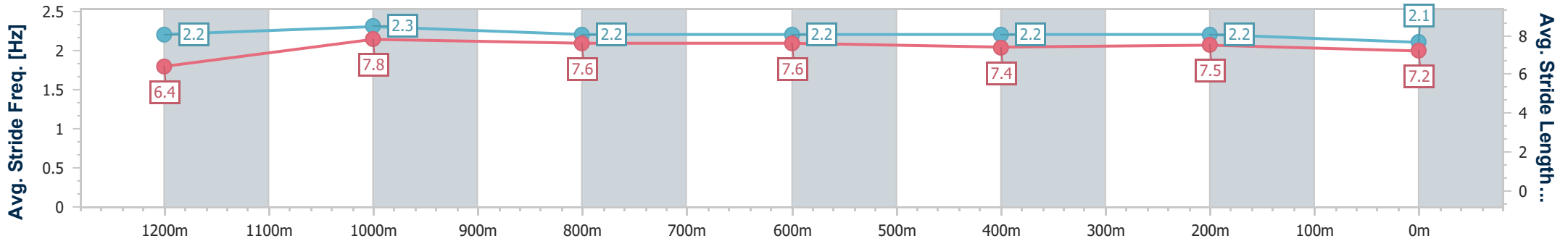
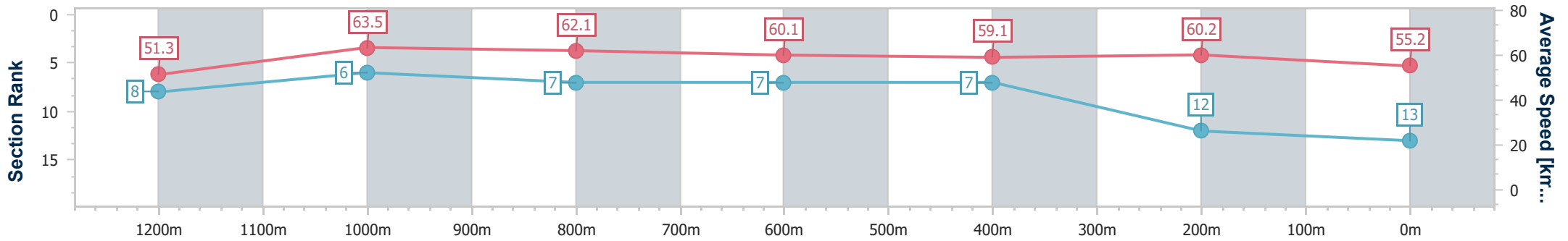
| | |
|--------------------------------|-----------------|
| Horse/Jockey Name | Thought Crime |
| Final Rank | 13 |
| Fastest Section Time (Section) | 0:11.31 (1200m) |
| Top Speed [km/h] (Section) | 66.6 (1200m) |
| Race State | Finished |



Sunshine Coast QLD Professional
 Race 7: BURLESQUE L'AMOUR Class 1 Handicap - 1400m
 15 September 2024 - 16:46
 Track Rating: Soft 5, Weather: Fine, Rail Position: True



| Section | Overall | 1200m | 1000m | 800m | 600m | 400m | 200m |
|------------------------|---------------------------|--------------------------|--------------------------|--------------------------|--------------------------|--------------------------|---------------------------|
| Section Times | 1:26.42 [13] (0:14.07) | 1:12.35 [8] (0:11.31) | 1:01.04 [6] (0:11.65) | 0:49.39 [7] (0:12.05) | 0:37.34 [7] (0:12.27) | 0:25.07 [7] (0:12.00) | 0:13.07 [12] (0:13.07) |
| Average Speed [km/h] | 51.3 | 63.5 | 62.1 | 60.1 | 59.1 | 60.2 | 55.2 |
| Top Speed [km/h] | 65.2 | 66.6 | 63.0 | 61.7 | 60.6 | 61.2 | 59.3 |
| Avg. Dist. to Rail [m] | 6.5 | 3.6 | 3.1 | 0.6 | 1.8 | 5.1 | 5.0 |
| Avg. Stride Freq. [Hz] | 2.2 | 2.3 | 2.2 | 2.2 | 2.2 | 2.2 | 2.1 |
| Avg. Stride Length [m] | 6.4 | 7.8 | 7.6 | 7.6 | 7.4 | 7.5 | 7.2 |



- [] Ranking at each section and finish
- .-.- No data available at this section
- NA No data available



Sunshine Coast QLD Professional

Race 8: COASTLINE MINI GARAGE BENCHMARK 65 Handicap - 1200m

15 September 2024 - 17:25



Track Rating: Soft 5, Weather: Fine, Rail Position: True

| Section | | | | | | | | | | | | | Last 600m | |
|-------------|-----|---|----------------------|----------------------|----------------------|--------------------------|--------------------------|--------------------------|--------------------------|--------------------------|--------------------------|---------|------------------------|----|
| Field Times | | Overall | 1000m | 800m | 600m | 400m | 200m | | | | | | 0:34.74 | |
| | | 1:12.43 (0:13.95) | 0:58.48 (0:11.74) | 0:46.74 (0:12.00) | 0:34.74 (0:11.78) | 0:22.96 (0:11.27) | 0:11.69 (0:11.69) | | | | | | | |
| Rank | TAB | Horse/Jockey | Barrier | Top Speed [km/h] | Fastest Section | | | | | | | Margin | Distance Travelled [m] | |
| 1 | 8 | LOST HIS BEANS James Orman | 7 | 67.7 400m | 0:10.88 400m | 1:12.43 [1] (0:14.47) | 0:57.96 [8] (0:11.93) | 0:46.03 [9] (0:11.92) | 0:34.11 [8] (0:11.54) | 0:22.57 [6] (0:10.88) | 0:11.69 [1] (0:11.69) | 1:12.43 | 0:34.11 | |
| 2 | 2 | BILLY'S BRO Adam Sewell | 9 | 64.7 400m | 0:11.29 400m | 1:12.75 [2] (0:13.95) | 0:58.80 [1] (0:11.74) | 0:47.06 [1] (0:12.00) | 0:35.06 [1] (0:11.78) | 0:23.28 [1] (0:11.29) | 0:11.99 [2] (0:11.99) | 1.8L | 0:35.06 | -4 |
| 3 | 15 | BADDA BOOM BABY Jake Bayliss | 1 | 64.8 400m | 0:11.24 400m | 1:12.78 [3] (0:14.14) | 0:58.64 [5] (0:11.98) | 0:46.66 [6] (0:12.07) | 0:34.59 [7] (0:11.68) | 0:22.91 [7] (0:11.24) | 0:11.67 [6] (0:11.67) | 2L | 0:34.59 | -5 |
| 4 | 13 | KEEPMEINTHELOPE Nikita Beriman | 3 | 64.5 400m | 0:11.38 400m | 1:13.01 [4] (0:14.03) | 0:58.98 [4] (0:11.89) | 0:47.09 [4] (0:12.00) | 0:35.09 [3] (0:11.72) | 0:23.37 [4] (0:11.38) | 0:11.99 [4] (0:11.99) | 3.3L | 0:35.09 | -4 |
| 5 | 1 | BAD EDUCATION Chelsea Baker | 5 | 65.9 400m | 0:11.24 400m | 1:13.02 [5] (0:14.20) | 0:58.82 [6] (0:11.87) | 0:46.95 [5] (0:11.94) | 0:35.01 [5] (0:11.62) | 0:23.39 [3] (0:11.24) | 0:12.15 [3] (0:12.15) | 3.4L | 0:35.01 | +1 |
| 6 | 11 | WHISTLING SPIRIT Samantha Collett | 4 | 64.5 400m | 0:11.34 400m | 1:13.15 [6] (0:14.27) | 0:58.88 [7] (0:11.89) | 0:46.99 [7] (0:12.02) | 0:34.97 [6] (0:11.72) | 0:23.25 [8] (0:11.34) | 0:11.91 [8] (0:11.91) | 4.2L | 0:34.97 | -4 |
| 7 | 19 | GULF OF SAROS Minonette Kennedy | 11 | 64.1 400m | 0:11.47 400m | 1:13.22 [7] (0:14.01) | 0:59.21 [3] (0:11.80) | 0:47.41 [2] (0:12.05) | 0:35.36 [2] (0:11.73) | 0:23.63 [2] (0:11.47) | 0:12.16 [5] (0:12.16) | 4.5L | 0:35.36 | +1 |
| 8 | 14 | SOO SWEET Sean Cormack | 2 | 63.5 400m | 0:11.48 400m | 1:13.33 [8] (0:13.96) | 0:59.37 [2] (0:11.85) | 0:47.52 [3] (0:12.12) | 0:35.40 [4] (0:11.82) | 0:23.58 [5] (0:11.48) | 0:12.10 [7] (0:12.10) | 5L | 0:35.40 | -5 |
| 9 | 6 | CRACKER ESSGEE Bailey Wheeler | 6 | 63.8 600m | 0:11.63 600m | 1:15.35 [9] (0:14.57) | 1:00.78 [9] (0:11.80) | 0:48.98 [8] (0:12.02) | 0:36.96 [9] (0:11.63) | 0:25.33 [9] (0:11.75) | 0:13.58 [9] (0:13.58) | 16.8L | 0:36.96 | -5 |

Scratched: Magic Island (#16), Lady Falvelon (#17), Prince Of Sooview (#18), Orphan's Trust (#10), Veandechance (#9), Adalie (#12), Piece Of Turf (#3), Al Ash Lad (#4), Charlie's Case (#5), Jabali Ridge (#7)

[] Ranking at each section and finish
 -:-:- No data available at this section
 NA No data available

SCN Saddle cloth number
 DNF Did not finish
 DNT Did not track



| | |
|--------------------------------|----------------|
| Horse/Jockey Name | Lost His Beans |
| Final Rank | 1 |
| Fastest Section Time (Section) | 0:10.88 (400m) |
| Top Speed [km/h] (Section) | 67.7 (400m) |
| Race State | Finished |



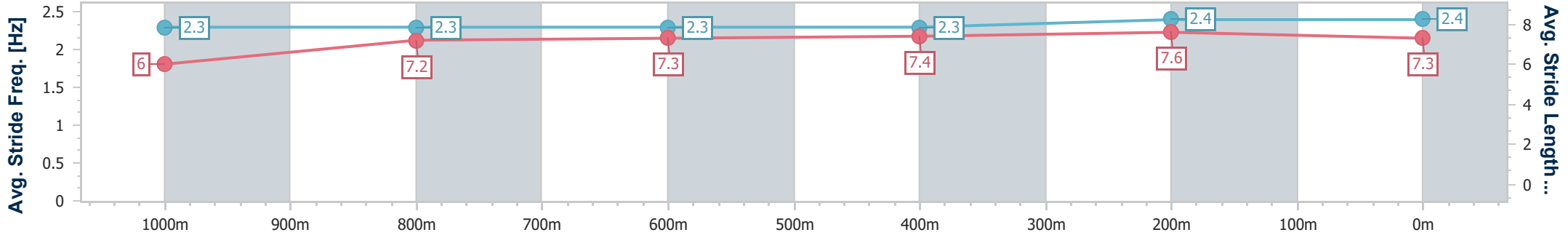
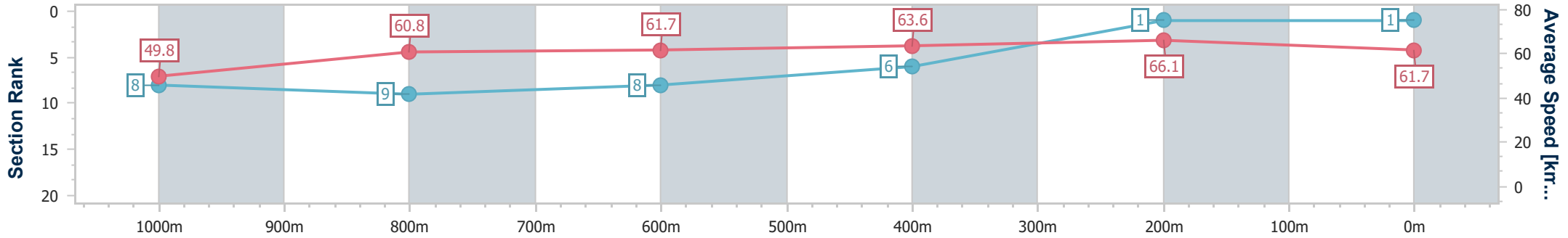
Sunshine Coast QLD Professional
Race 8: COASTLINE MINI GARAGE BENCHMARK 65 Handicap - 1200m



15 September 2024 - 17:25

Track Rating: Soft 5, Weather: Fine, Rail Position: True

| Section | Overall | 1000m | 800m | 600m | 400m | 200m |
|------------------------|--------------------------|--------------------------|--------------------------|--------------------------|--------------------------|--------------------------|
| Section Times | 1:12.43 [1] (0:14.47) | 0:57.96 [8] (0:11.93) | 0:46.03 [9] (0:11.92) | 0:34.11 [8] (0:11.54) | 0:22.57 [6] (0:10.88) | 0:11.69 [1] (0:11.69) |
| Average Speed [km/h] | 49.8 | 60.8 | 61.7 | 63.6 | 66.1 | 61.7 |
| Top Speed [km/h] | 59.9 | 61.9 | 62.8 | 65.9 | 67.7 | 64.6 |
| Avg. Dist. to Rail [m] | 8.7 | 4.3 | 3.3 | 2.8 | 7.7 | 8.8 |
| Avg. Stride Freq. [Hz] | 2.3 | 2.3 | 2.3 | 2.3 | 2.4 | 2.4 |
| Avg. Stride Length [m] | 6.0 | 7.2 | 7.3 | 7.4 | 7.6 | 7.3 |



- [] Ranking at each section and finish
- .-.- No data available at this section
- NA No data available



| | |
|--------------------------------|----------------|
| Horse/Jockey Name | Billy's Bro |
| Final Rank | 2 |
| Fastest Section Time (Section) | 0:11.29 (400m) |
| Top Speed [km/h] (Section) | 64.7 (400m) |
| Race State | Finished |



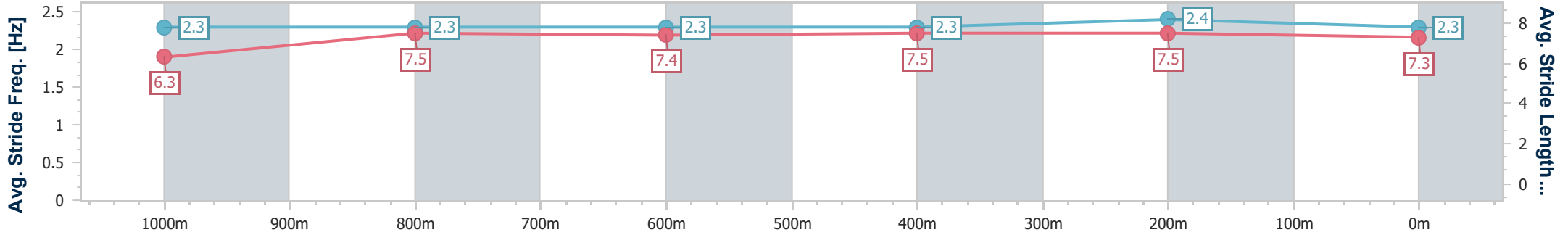
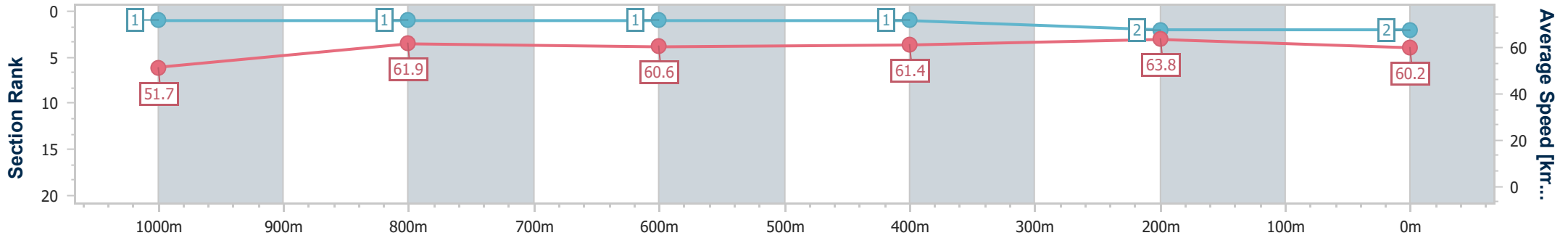
Sunshine Coast QLD Professional
 Race 8: COASTLINE MINI GARAGE BENCHMARK 65 Handicap - 1200m



15 September 2024 - 17:25

Track Rating: Soft 5, Weather: Fine, Rail Position: True

| Section | Overall | 1000m | 800m | 600m | 400m | 200m |
|------------------------|--------------------------|--------------------------|--------------------------|--------------------------|--------------------------|--------------------------|
| Section Times | 1:12.75 [2] (0:13.95) | 0:58.80 [1] (0:11.74) | 0:47.06 [1] (0:12.00) | 0:35.06 [1] (0:11.78) | 0:23.28 [1] (0:11.29) | 0:11.99 [2] (0:11.99) |
| Average Speed [km/h] | 51.7 | 61.9 | 60.6 | 61.4 | 63.8 | 60.2 |
| Top Speed [km/h] | 62.3 | 62.4 | 62.1 | 63.1 | 64.7 | 63.3 |
| Avg. Dist. to Rail [m] | 9.6 | 4.9 | 1.9 | 0.9 | 5.1 | 8.1 |
| Avg. Stride Freq. [Hz] | 2.3 | 2.3 | 2.3 | 2.3 | 2.4 | 2.3 |
| Avg. Stride Length [m] | 6.3 | 7.5 | 7.4 | 7.5 | 7.5 | 7.3 |



- [] Ranking at each section and finish
- .-.- No data available at this section
- NA No data available



| | |
|--------------------------------|-----------------|
| Horse/Jockey Name | Badda Boom Baby |
| Final Rank | 3 |
| Fastest Section Time (Section) | 0:11.24 (400m) |
| Top Speed [km/h] (Section) | 64.8 (400m) |
| Race State | Finished |



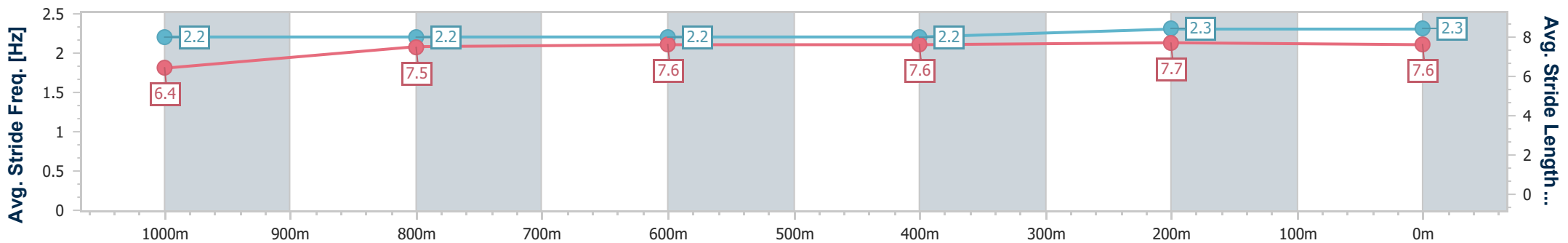
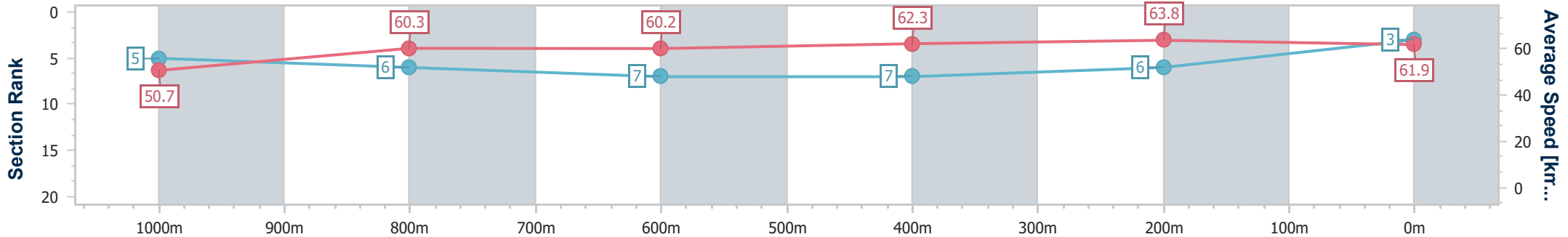
Sunshine Coast QLD Professional
Race 8: COASTLINE MINI GARAGE BENCHMARK 65 Handicap - 1200m



15 September 2024 - 17:25

Track Rating: Soft 5, Weather: Fine, Rail Position: True

| Section | Overall | 1000m | 800m | 600m | 400m | 200m |
|------------------------|--------------------------|--------------------------|--------------------------|--------------------------|--------------------------|--------------------------|
| Section Times | 1:12.78 [3] (0:14.14) | 0:58.64 [5] (0:11.98) | 0:46.66 [6] (0:12.07) | 0:34.59 [7] (0:11.68) | 0:22.91 [7] (0:11.24) | 0:11.67 [6] (0:11.67) |
| Average Speed [km/h] | 50.7 | 60.3 | 60.2 | 62.3 | 63.8 | 61.9 |
| Top Speed [km/h] | 61.0 | 60.9 | 60.7 | 62.8 | 64.8 | 63.8 |
| Avg. Dist. to Rail [m] | 3.3 | 2.3 | 1.4 | 1.1 | 4.6 | 6.3 |
| Avg. Stride Freq. [Hz] | 2.2 | 2.2 | 2.2 | 2.2 | 2.3 | 2.3 |
| Avg. Stride Length [m] | 6.4 | 7.5 | 7.6 | 7.6 | 7.7 | 7.6 |



- [] Ranking at each section and finish
- .-.- No data available at this section
- NA No data available



| | |
|--------------------------------|-----------------|
| Horse/Jockey Name | Keepmeinthelepe |
| Final Rank | 4 |
| Fastest Section Time (Section) | 0:11.38 (400m) |
| Top Speed [km/h] (Section) | 64.5 (400m) |
| Race State | Finished |



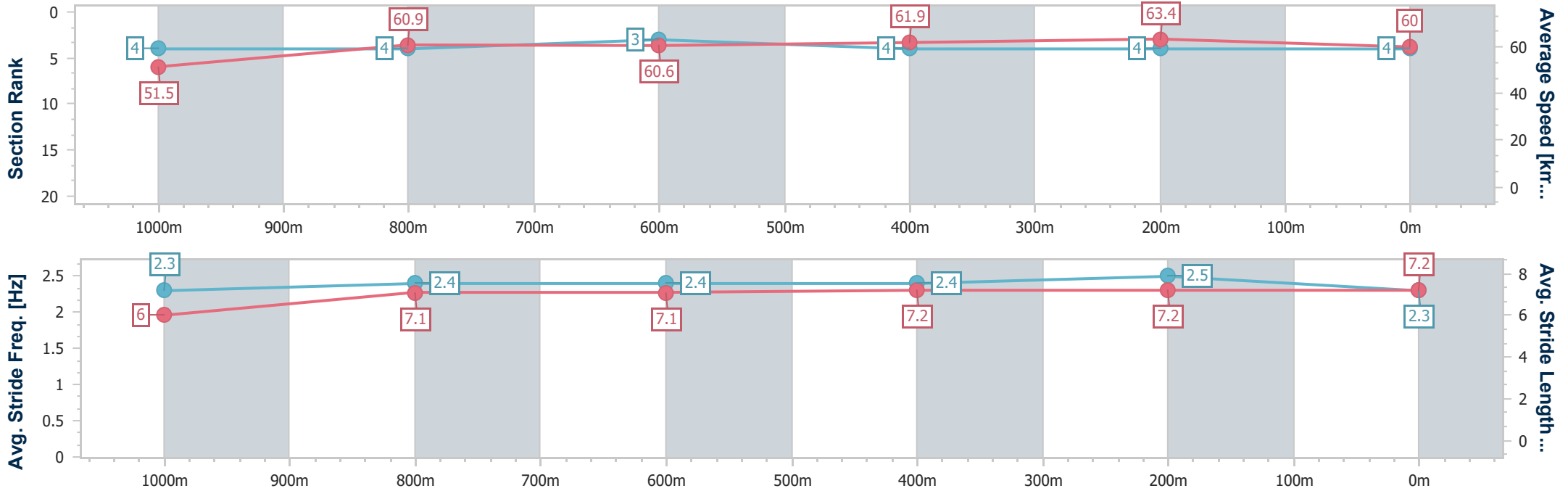
Sunshine Coast QLD Professional
 Race 8: COASTLINE MINI GARAGE BENCHMARK 65 Handicap
 - 1200m



15 September 2024 - 17:25

Track Rating: Soft 5, Weather: Fine, Rail Position: True

| Section | Overall | 1000m | 800m | 600m | 400m | 200m |
|------------------------|--------------------------|--------------------------|--------------------------|--------------------------|--------------------------|--------------------------|
| Section Times | 1:13.01 [4] (0:14.03) | 0:58.98 [4] (0:11.89) | 0:47.09 [4] (0:12.00) | 0:35.09 [3] (0:11.72) | 0:23.37 [4] (0:11.38) | 0:11.99 [4] (0:11.99) |
| Average Speed [km/h] | 51.5 | 60.9 | 60.6 | 61.9 | 63.4 | 60.0 |
| Top Speed [km/h] | 61.8 | 61.5 | 61.9 | 63.0 | 64.5 | 63.5 |
| Avg. Dist. to Rail [m] | 6.0 | 3.2 | 2.1 | 1.2 | 3.9 | 7.8 |
| Avg. Stride Freq. [Hz] | 2.3 | 2.4 | 2.4 | 2.4 | 2.5 | 2.3 |
| Avg. Stride Length [m] | 6.0 | 7.1 | 7.1 | 7.2 | 7.2 | 7.2 |



- [] Ranking at each section and finish
- .-.- No data available at this section
- NA No data available



| | |
|--------------------------------|----------------|
| Horse/Jockey Name | Bad Education |
| Final Rank | 5 |
| Fastest Section Time (Section) | 0:11.24 (400m) |
| Top Speed [km/h] (Section) | 65.9 (400m) |
| Race State | Finished |



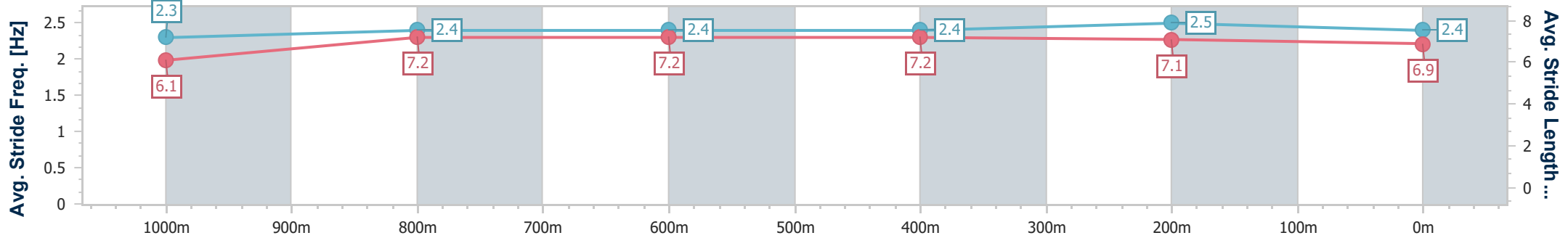
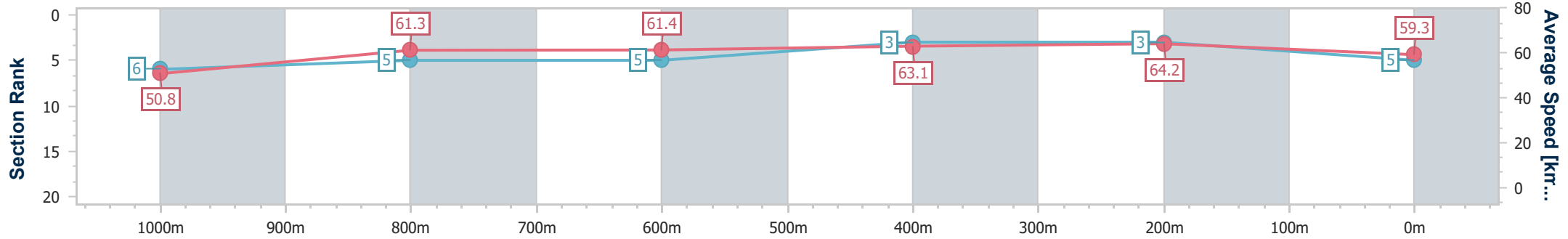
Sunshine Coast QLD Professional
 Race 8: COASTLINE MINI GARAGE BENCHMARK 65 Handicap - 1200m



15 September 2024 - 17:25

Track Rating: Soft 5, Weather: Fine, Rail Position: True

| Section | Overall | 1000m | 800m | 600m | 400m | 200m |
|------------------------|--------------------------|--------------------------|--------------------------|--------------------------|--------------------------|--------------------------|
| Section Times | 1:13.02 [5] (0:14.20) | 0:58.82 [6] (0:11.87) | 0:46.95 [5] (0:11.94) | 0:35.01 [5] (0:11.62) | 0:23.39 [3] (0:11.24) | 0:12.15 [3] (0:12.15) |
| Average Speed [km/h] | 50.8 | 61.3 | 61.4 | 63.1 | 64.2 | 59.3 |
| Top Speed [km/h] | 64.5 | 62.2 | 62.2 | 64.8 | 65.9 | 62.8 |
| Avg. Dist. to Rail [m] | 7.4 | 4.4 | 3.4 | 2.9 | 6.4 | 9.8 |
| Avg. Stride Freq. [Hz] | 2.3 | 2.4 | 2.4 | 2.4 | 2.5 | 2.4 |
| Avg. Stride Length [m] | 6.1 | 7.2 | 7.2 | 7.2 | 7.1 | 6.9 |



- [] Ranking at each section and finish
- .-.- No data available at this section
- NA No data available



| | |
|--------------------------------|------------------|
| Horse/Jockey Name | Whistling Spirit |
| Final Rank | 6 |
| Fastest Section Time (Section) | 0:11.34 (400m) |
| Top Speed [km/h] (Section) | 64.5 (400m) |
| Race State | Finished |



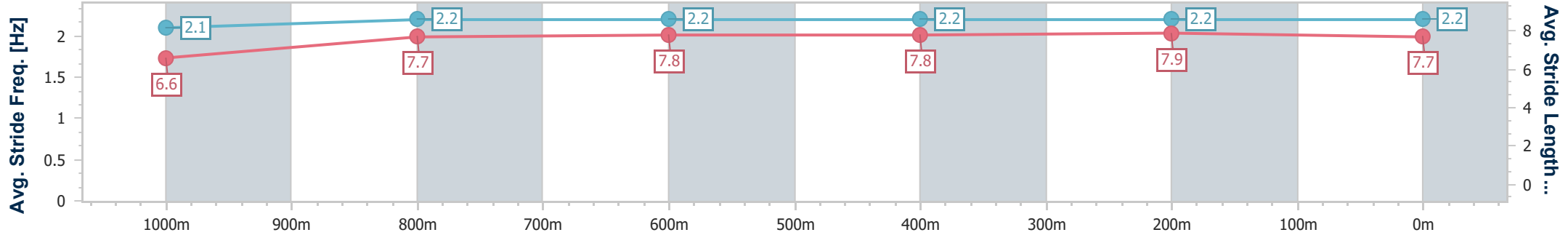
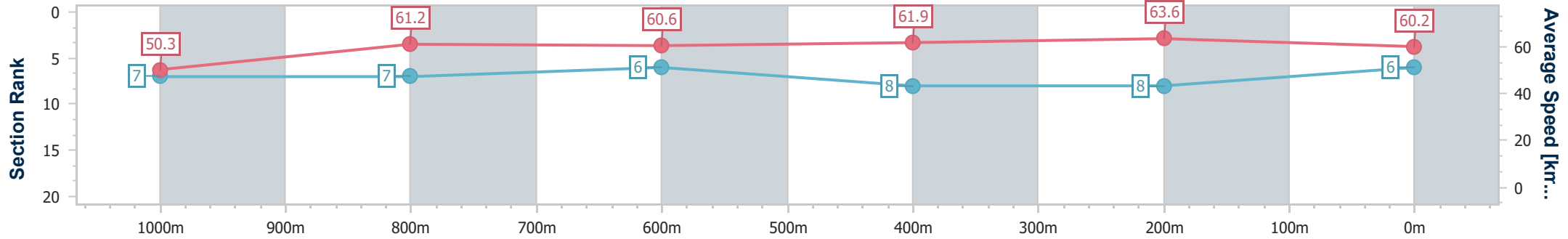
Sunshine Coast QLD Professional
 Race 8: COASTLINE MINI GARAGE BENCHMARK 65 Handicap
 - 1200m



15 September 2024 - 17:25

Track Rating: Soft 5, Weather: Fine, Rail Position: True

| Section | Overall | 1000m | 800m | 600m | 400m | 200m |
|------------------------|--------------------------|--------------------------|--------------------------|--------------------------|--------------------------|--------------------------|
| Section Times | 1:13.15 [6] (0:14.27) | 0:58.88 [7] (0:11.89) | 0:46.99 [7] (0:12.02) | 0:34.97 [6] (0:11.72) | 0:23.25 [8] (0:11.34) | 0:11.91 [8] (0:11.91) |
| Average Speed [km/h] | 50.3 | 61.2 | 60.6 | 61.9 | 63.6 | 60.2 |
| Top Speed [km/h] | 60.7 | 62.1 | 61.3 | 62.7 | 64.5 | 62.4 |
| Avg. Dist. to Rail [m] | 6.5 | 3.5 | 1.9 | 1.0 | 5.7 | 10.3 |
| Avg. Stride Freq. [Hz] | 2.1 | 2.2 | 2.2 | 2.2 | 2.2 | 2.2 |
| Avg. Stride Length [m] | 6.6 | 7.7 | 7.8 | 7.8 | 7.9 | 7.7 |



- [] Ranking at each section and finish
- .-.- No data available at this section
- NA No data available



| | |
|--------------------------------|----------------|
| Horse/Jockey Name | Gulf Of Saros |
| Final Rank | 7 |
| Fastest Section Time (Section) | 0:11.47 (400m) |
| Top Speed [km/h] (Section) | 64.1 (400m) |
| Race State | Finished |



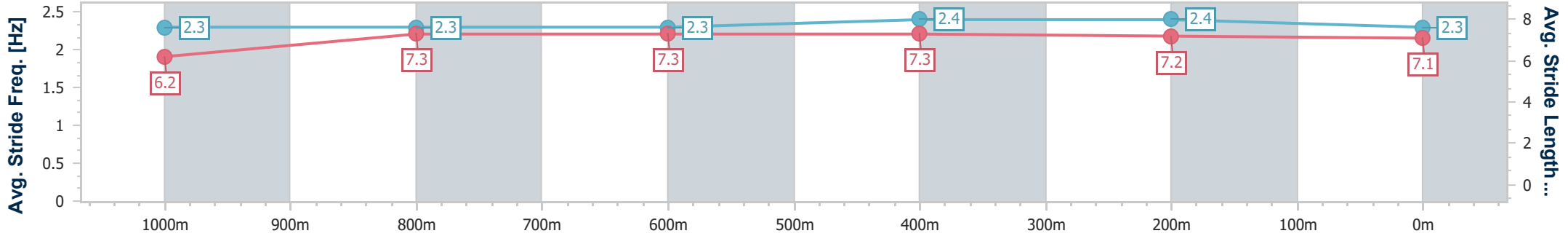
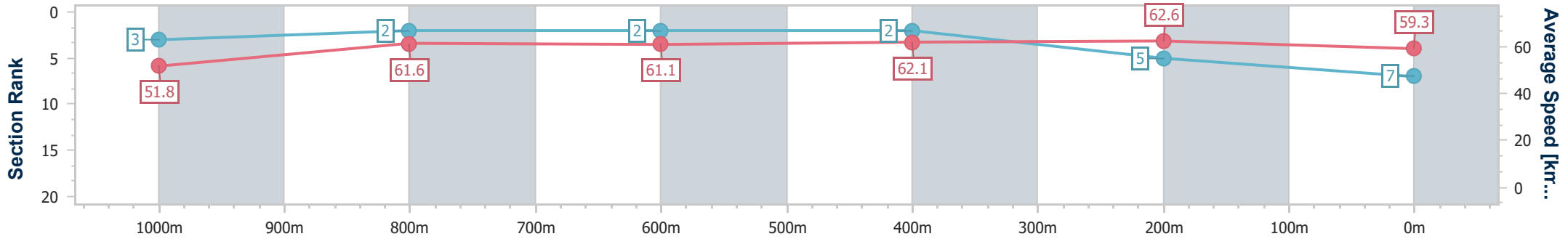
Sunshine Coast QLD Professional
Race 8: COASTLINE MINI GARAGE BENCHMARK 65 Handicap - 1200m



15 September 2024 - 17:25

Track Rating: Soft 5, Weather: Fine, Rail Position: True

| Section | Overall | 1000m | 800m | 600m | 400m | 200m |
|------------------------|--------------------------|--------------------------|--------------------------|--------------------------|--------------------------|--------------------------|
| Section Times | 1:13.22 [7] (0:14.01) | 0:59.21 [3] (0:11.80) | 0:47.41 [2] (0:12.05) | 0:35.36 [2] (0:11.73) | 0:23.63 [2] (0:11.47) | 0:12.16 [5] (0:12.16) |
| Average Speed [km/h] | 51.8 | 61.6 | 61.1 | 62.1 | 62.6 | 59.3 |
| Top Speed [km/h] | 61.9 | 62.4 | 61.7 | 63.3 | 64.1 | 60.9 |
| Avg. Dist. to Rail [m] | 10.3 | 5.4 | 3.1 | 2.1 | 6.1 | 8.9 |
| Avg. Stride Freq. [Hz] | 2.3 | 2.3 | 2.3 | 2.4 | 2.4 | 2.3 |
| Avg. Stride Length [m] | 6.2 | 7.3 | 7.3 | 7.3 | 7.2 | 7.1 |



- [] Ranking at each section and finish
- .-.- No data available at this section
- NA No data available



| | |
|--------------------------------|----------------|
| Horse/Jockey Name | Soo Sweet |
| Final Rank | 8 |
| Fastest Section Time (Section) | 0:11.48 (400m) |
| Top Speed [km/h] (Section) | 63.5 (400m) |
| Race State | Finished |



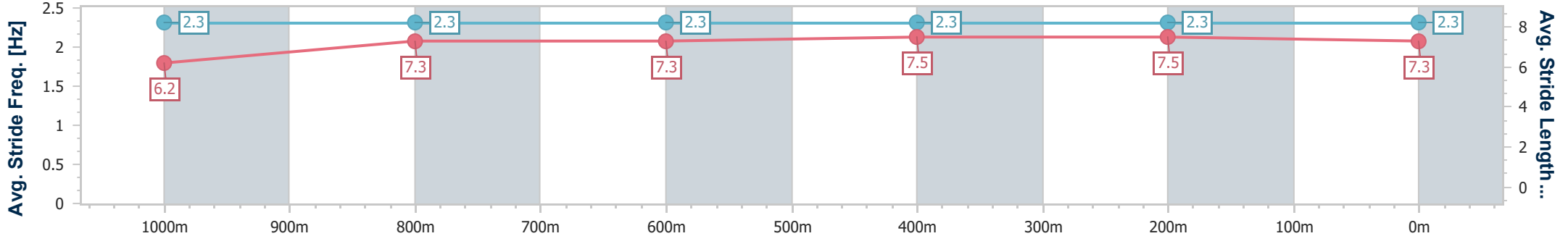
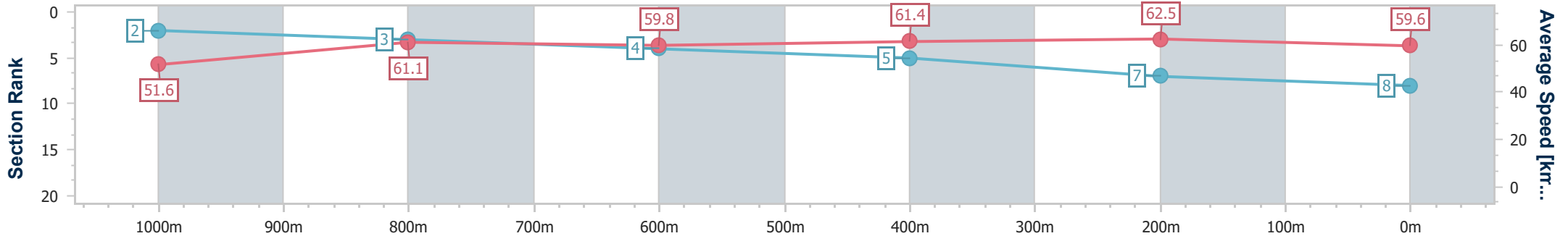
Sunshine Coast QLD Professional
 Race 8: COASTLINE MINI GARAGE BENCHMARK 65 Handicap
 - 1200m



15 September 2024 - 17:25

Track Rating: Soft 5, Weather: Fine, Rail Position: True

| Section | Overall | 1000m | 800m | 600m | 400m | 200m |
|------------------------|--------------------------|--------------------------|--------------------------|--------------------------|--------------------------|--------------------------|
| Section Times | 1:13.33 [8] (0:13.96) | 0:59.37 [2] (0:11.85) | 0:47.52 [3] (0:12.12) | 0:35.40 [4] (0:11.82) | 0:23.58 [5] (0:11.48) | 0:12.10 [7] (0:12.10) |
| Average Speed [km/h] | 51.6 | 61.1 | 59.8 | 61.4 | 62.5 | 59.6 |
| Top Speed [km/h] | 61.8 | 61.8 | 60.7 | 62.0 | 63.5 | 62.4 |
| Avg. Dist. to Rail [m] | 4.6 | 2.2 | 1.3 | 0.9 | 4.0 | 5.1 |
| Avg. Stride Freq. [Hz] | 2.3 | 2.3 | 2.3 | 2.3 | 2.3 | 2.3 |
| Avg. Stride Length [m] | 6.2 | 7.3 | 7.3 | 7.5 | 7.5 | 7.3 |



- [] Ranking at each section and finish
- .-.- No data available at this section
- NA No data available



| | |
|--------------------------------|----------------|
| Horse/Jockey Name | Cracker Essgee |
| Final Rank | 9 |
| Fastest Section Time (Section) | 0:11.63 (600m) |
| Top Speed [km/h] (Section) | 63.8 (600m) |
| Race State | Finished |



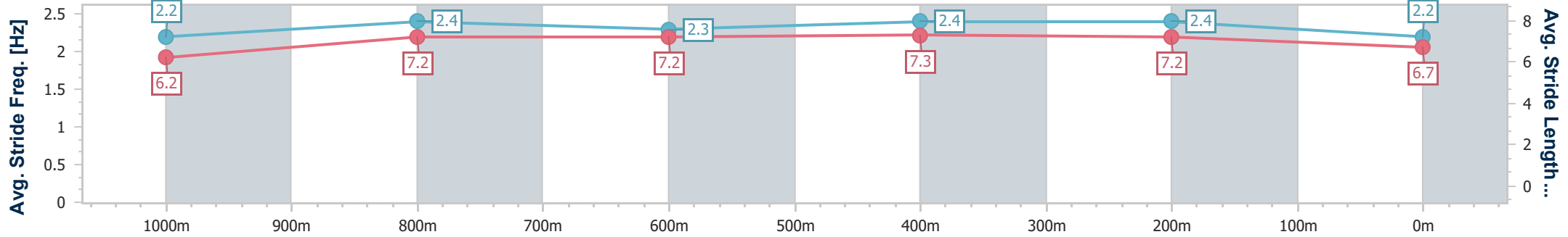
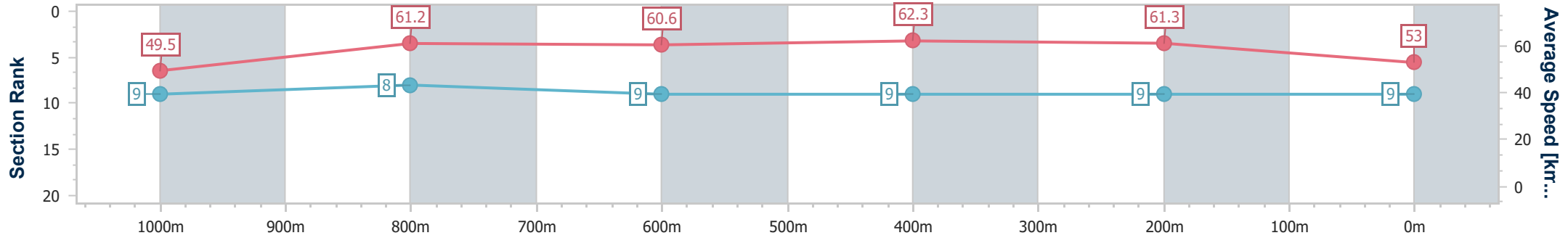
Sunshine Coast QLD Professional
 Race 8: COASTLINE MINI GARAGE BENCHMARK 65 Handicap
 - 1200m



15 September 2024 - 17:25

Track Rating: Soft 5, Weather: Fine, Rail Position: True

| Section | Overall | 1000m | 800m | 600m | 400m | 200m |
|------------------------|--------------------------|--------------------------|--------------------------|--------------------------|--------------------------|--------------------------|
| Section Times | 1:15.35 [9] (0:14.57) | 1:00.78 [9] (0:11.80) | 0:48.98 [8] (0:12.02) | 0:36.96 [9] (0:11.63) | 0:25.33 [9] (0:11.75) | 0:13.58 [9] (0:13.58) |
| Average Speed [km/h] | 49.5 | 61.2 | 60.6 | 62.3 | 61.3 | 53.0 |
| Top Speed [km/h] | 60.8 | 62.7 | 61.1 | 63.8 | 63.4 | 58.7 |
| Avg. Dist. to Rail [m] | 7.3 | 2.4 | 1.5 | 1.2 | 4.8 | 8.5 |
| Avg. Stride Freq. [Hz] | 2.2 | 2.4 | 2.3 | 2.4 | 2.4 | 2.2 |
| Avg. Stride Length [m] | 6.2 | 7.2 | 7.2 | 7.3 | 7.2 | 6.7 |



- [] Ranking at each section and finish
- .-.- No data available at this section
- NA No data available