



Toowoomba QLD Professional

Race 1: EXCAVATION EQUIPMENT Class 3 Handicap - 1625m

14 September 2024 - 17:30



Track Rating: Good 4, Weather: Fine, Rail Position: True

Section		Overall	1400m	1200m	1000m	800m	600m	400m	Last 600m				
Field Times		1:39.20 (0:14.72)	1:24.48 (0:11.04)	1:13.44 (0:11.57)	1:01.87 (0:12.09)	0:49.78 (0:12.53)	0:37.25 (0:12.27)	0:24.98 (0:12.39)	0:37.25				
Rank	TAB Horse/Jockey	Barrier	Top Speed [km/h]	Fastest Section									Distance Travelled [m]
1	1 IT'SMEMARIO Nozi Tomizawa	4	67.2	0:11.31	1:39.20 [1] (0:15.07)	1:24.13 [6] (0:11.31)	1:12.82 [6] (0:11.90)	1:00.92 [6] (0:12.04)	0:48.88 [6] (0:12.36)	0:36.52 [5] (0:12.05)	0:24.47 [4] (0:12.11)	0:36.52	
2	3 NERANO Justin Stanley	3	67.1	0:11.04	1:39.30 [2] (0:14.72)	1:24.58 [1] (0:11.04)	1:13.54 [1] (0:11.61)	1:01.93 [2] (0:12.23)	0:49.70 [2] (0:12.49)	0:37.21 [2] (0:12.22)	0:24.99 [2] (0:12.35)	0:37.21	-2
3	6 NEW JOY Alisha Donald	8	68.7	0:11.09	1:39.33 [3] (0:14.75)	1:24.58 [2] (0:11.09)	1:13.49 [2] (0:11.49)	1:02.00 [1] (0:12.09)	0:49.91 [1] (0:12.53)	0:37.38 [1] (0:12.27)	0:25.11 [1] (0:12.39)	0:37.38	-12
4	4 BLUE CHIP GIRL Landan Sykes	1	67.1	0:11.20	1:39.38 [4] (0:15.00)	1:24.38 [5] (0:11.20)	1:13.18 [4] (0:11.82)	1:01.36 [4] (0:12.19)	0:49.17 [5] (0:12.54)	0:36.63 [6] (0:12.15)	0:24.48 [6] (0:12.19)	0:36.63	-6
5	8 STAR CHANCE Luke Tarrant	5	65.4	0:11.60	1:39.52 [5] (0:15.19)	1:24.33 [8] (0:11.60)	1:12.73 [8] (0:11.84)	1:00.89 [9] (0:12.31)	0:48.58 [9] (0:12.34)	0:36.24 [9] (0:11.95)	0:24.29 [8] (0:12.09)	0:36.24	-4
6	2 ROMAN DAGGER Karl Zechner	2	66.0	0:11.35	1:39.61 [6] (0:15.19)	1:24.42 [7] (0:11.35)	1:13.07 [7] (0:11.77)	1:01.30 [7] (0:12.14)	0:49.16 [7] (0:12.44)	0:36.72 [7] (0:12.14)	0:24.58 [7] (0:12.14)	0:36.72	-6
7	9 ANTHROPICA Montanna Savva	9	69.1	0:11.11	1:40.06 [7] (0:14.79)	1:25.27 [3] (0:11.11)	1:14.16 [3] (0:11.79)	1:02.37 [3] (0:12.26)	0:50.11 [3] (0:12.44)	0:37.67 [3] (0:12.19)	0:25.48 [3] (0:12.49)	0:37.67	-6
8	7 SOCIAL STAR Les Tilley	7	68.3	0:11.31	1:40.27 [8] (0:14.89)	1:25.38 [4] (0:11.31)	1:14.07 [5] (0:11.88)	1:02.19 [5] (0:12.07)	0:50.12 [4] (0:12.33)	0:37.79 [4] (0:12.29)	0:25.50 [5] (0:12.39)	0:37.79	-3
9	10 SAYS WHO Kenji Yoshida	6	66.1	0:11.34	1:40.96 [9] (0:15.53)	1:25.43 [9] (0:11.34)	1:14.09 [9] (0:11.72)	1:02.37 [8] (0:12.15)	0:50.22 [8] (0:12.21)	0:38.01 [8] (0:12.49)	0:25.52 [9] (0:12.53)	0:38.01	-1

Scratched: Bringme (#5)

[] Ranking at each section and finish
 -:-:- No data available at this section
 NA No data available

SCN Saddle cloth number
 DNF Did not finish
 DNT Did not track



Toowoomba QLD Professional

Race 1: EXCAVATION EQUIPMENT Class 3 Handicap - 1625m

14 September 2024 - 17:30



Track Rating: Good 4, Weather: Fine, Rail Position: True

Section				200m				Last 600m	
Field Times				0:12.59 (0:12.59)				0:37.25	
Rank	TAB	Horse/Jockey	Barrier	Top Speed [km/h]	Fastest Section	Margin			Distance Travelled [m]
1	1	IT'SMEMARIO Nozi Tomizawa	4	67.2 Overall	0:11.31 1400m	0:12.36 [3] (0:12.36)	1:39.20		0:36.52
2	3	NERANO Justin Stanley	3	67.1 1400m	0:11.04 1400m	0:12.64 [2] (0:12.64)	0.5L		0:37.21 -2
3	6	NEW JOY Alisha Donald	8	68.7 Overall	0:11.09 1400m	0:12.72 [1] (0:12.72)	0.7L		0:37.38 -12
4	4	BLUE CHIP GIRL Landan Sykes	1	67.1 Overall	0:11.20 1400m	0:12.29 [5] (0:12.29)	0.9L		0:36.63 -6
5	8	STAR CHANCE Luke Tarrant	5	65.4 1400m	0:11.60 1400m	0:12.20 [8] (0:12.20)	1.7L		0:36.24 -4
6	2	ROMAN DAGGER Karl Zechner	2	66.0 Overall	0:11.35 1400m	0:12.44 [7] (0:12.44)	2.2L		0:36.72 -6
7	9	ANTHROPICA Montanna Savva	9	69.1 Overall	0:11.11 1400m	0:12.99 [4] (0:12.99)	4.7L		0:37.67 -6
8	7	SOCIAL STAR Les Tilley	7	68.3 Overall	0:11.31 1400m	0:13.11 [6] (0:13.11)	5.7L		0:37.79 -3
9	10	SAYS WHO Kenji Yoshida	6	66.1 Overall	0:11.34 1400m	0:12.99 [9] (0:12.99)	9.7L		0:38.01 -1

Scratched: Bringme (#5)



Horse/Jockey Name	It'smemario
Final Rank	1
Fastest Section Time (Section)	0:11.31 (1400m)
Top Speed [km/h] (Section)	67.2 (Overall)
Race State	Finished



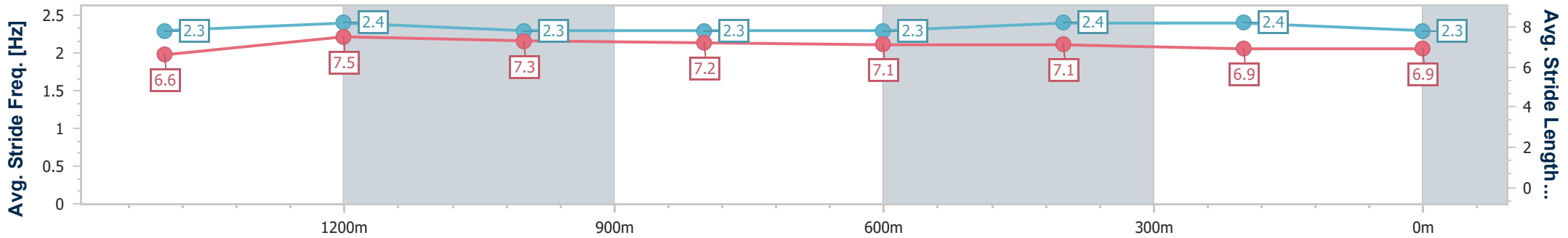
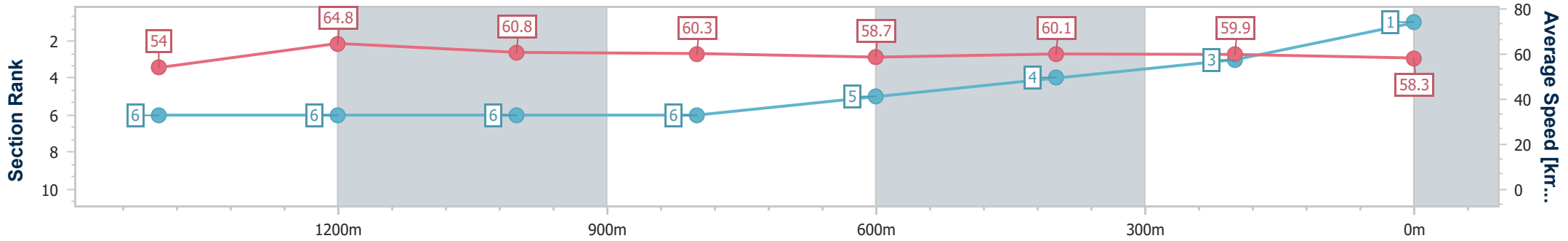
Toowoomba QLD Professional
Race 1: EXCAVATION EQUIPMENT Class 3 Handicap - 1625m



14 September 2024 - 17:30

Track Rating: Good 4, Weather: Fine, Rail Position: True

Section	Overall	1400m	1200m	1000m	800m	600m	400m	200m
Section Times	1:39.20 [1] (0:15.07)	1:24.13 [6] (0:11.31)	1:12.82 [6] (0:11.90)	1:00.92 [6] (0:12.04)	0:48.88 [6] (0:12.36)	0:36.52 [5] (0:12.05)	0:24.47 [4] (0:12.11)	0:12.36 [3] (0:12.36)
Average Speed [km/h]	54.0	64.8	60.8	60.3	58.7	60.1	59.9	58.3
Top Speed [km/h]	67.2	66.6	63.6	61.7	60.3	61.5	61.8	60.1
Avg. Dist. to Rail [m]	5.3	2.7	3.6	2.5	2.2	1.2	2.5	1.6
Avg. Stride Freq. [Hz]	2.3	2.4	2.3	2.3	2.3	2.4	2.4	2.3
Avg. Stride Length [m]	6.6	7.5	7.3	7.2	7.1	7.1	6.9	6.9



- [] Ranking at each section and finish
- .-.- No data available at this section
- NA No data available



Horse/Jockey Name	Nerano
Final Rank	2
Fastest Section Time (Section)	0:11.04 (1400m)
Top Speed [km/h] (Section)	67.1 (1400m)
Race State	Finished



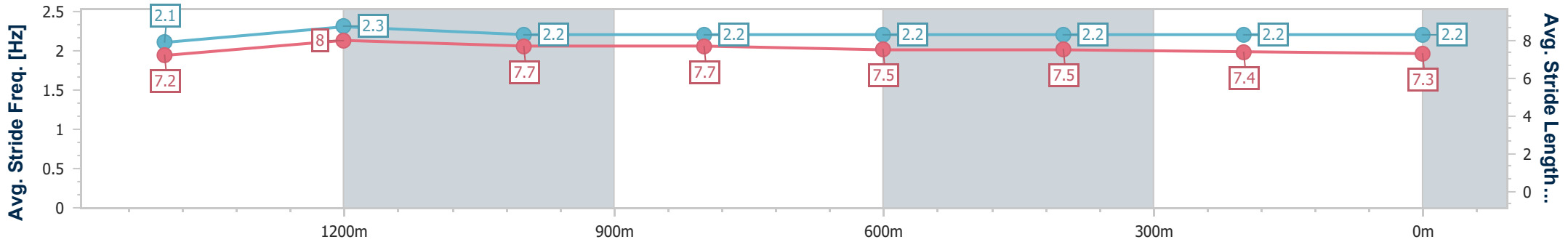
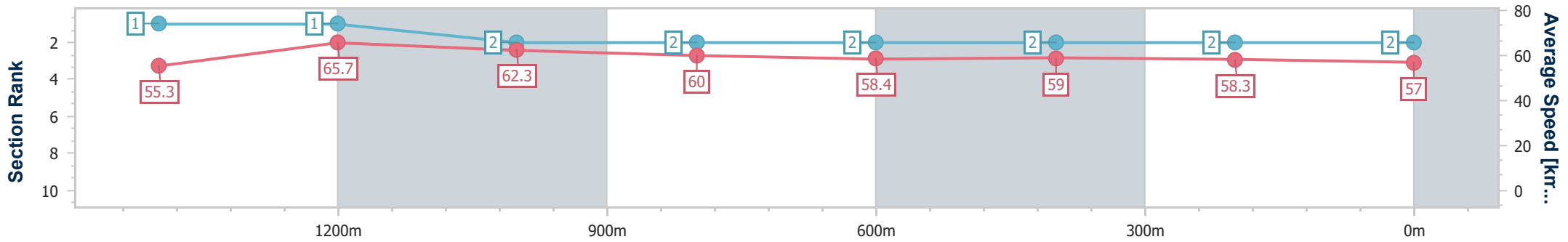
Toowoomba QLD Professional
Race 1: EXCAVATION EQUIPMENT Class 3 Handicap - 1625m



14 September 2024 - 17:30

Track Rating: Good 4, Weather: Fine, Rail Position: True

Section	Overall	1400m	1200m	1000m	800m	600m	400m	200m					
Section Times	1:39.30 [2] (0:14.72)	1:24.58 [1] (0:11.04)	1:13.54 [1] (0:11.61)	1:01.93 [2] (0:12.23)	0:49.70 [2] (0:12.49)	0:37.21 [2] (0:12.22)	0:24.99 [2] (0:12.35)	0:12.64 [2] (0:12.64)					
Average Speed [km/h]	55.3	65.7	62.3	60.0	58.4	59.0	58.3	57.0					
Top Speed [km/h]	66.8	67.1	63.3	60.9	59.3	59.7	58.9	58.3					
Avg. Dist. to Rail [m]	3.7	1.8	4.1	4.8	3.3	1.2	1.0	2.5					
Avg. Stride Freq. [Hz]	2.1	2.3	2.2	2.2	2.2	2.2	2.2	2.2					
Avg. Stride Length [m]	7.2	8.0	7.7	7.7	7.5	7.5	7.4	7.3					



- [] Ranking at each section and finish
- .-.- No data available at this section
- NA No data available



Horse/Jockey Name	New Joy
Final Rank	3
Fastest Section Time (Section)	0:11.09 (1400m)
Top Speed [km/h] (Section)	68.7 (Overall)
Race State	Finished



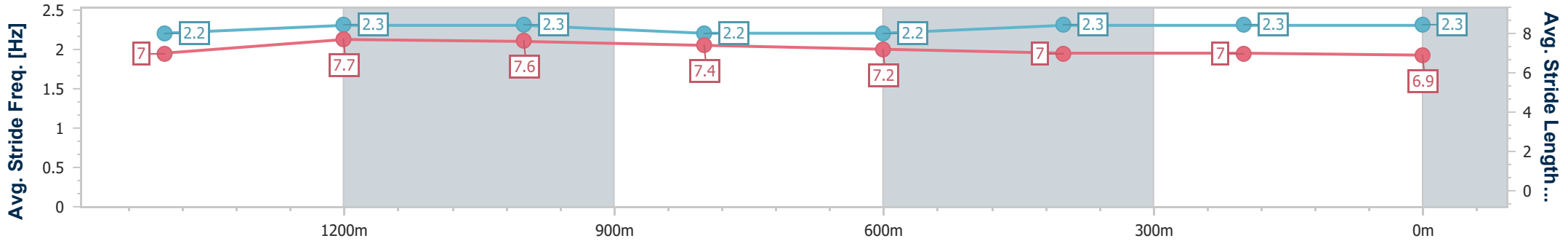
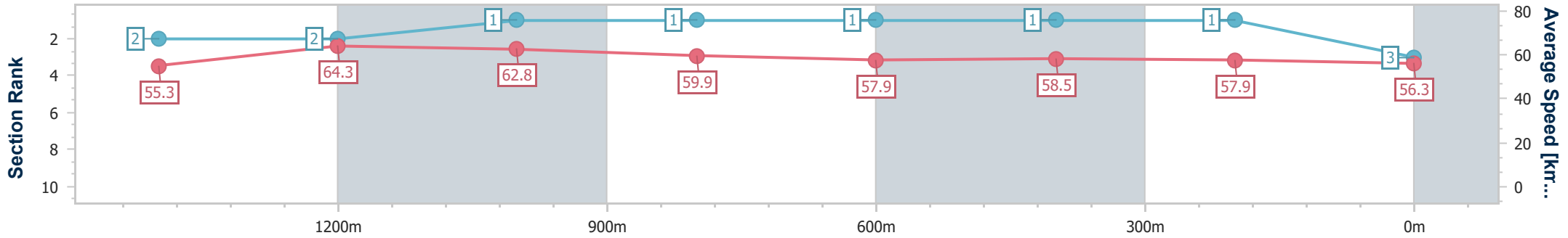
Toowoomba QLD Professional
Race 1: EXCAVATION EQUIPMENT Class 3 Handicap - 1625m



14 September 2024 - 17:30

Track Rating: Good 4, Weather: Fine, Rail Position: True

Section	Overall	1400m	1200m	1000m	800m	600m	400m	200m
Section Times	1:39.33 [3] (0:14.75)	1:24.58 [2] (0:11.09)	1:13.49 [2] (0:11.49)	1:02.00 [1] (0:12.09)	0:49.91 [1] (0:12.53)	0:37.38 [1] (0:12.27)	0:25.11 [1] (0:12.39)	0:12.72 [1] (0:12.72)
Average Speed [km/h]	55.3	64.3	62.8	59.9	57.9	58.5	57.9	56.3
Top Speed [km/h]	68.7	68.4	63.5	61.7	60.0	60.0	59.2	57.7
Avg. Dist. to Rail [m]	5.8	1.6	1.8	1.7	1.7	0.8	1.3	1.4
Avg. Stride Freq. [Hz]	2.2	2.3	2.3	2.2	2.2	2.3	2.3	2.3
Avg. Stride Length [m]	7.0	7.7	7.6	7.4	7.2	7.0	7.0	6.9



- [] Ranking at each section and finish
- .-.- No data available at this section
- NA No data available



Horse/Jockey Name	Blue Chip Girl
Final Rank	4
Fastest Section Time (Section)	0:11.20 (1400m)
Top Speed [km/h] (Section)	67.1 (Overall)
Race State	Finished



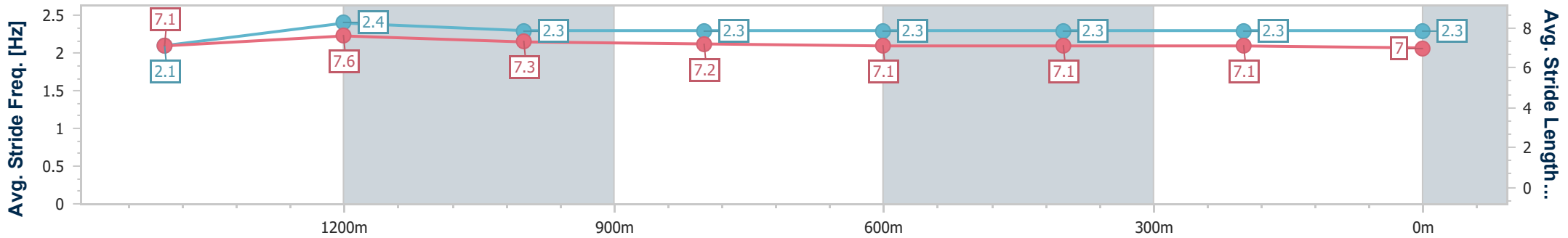
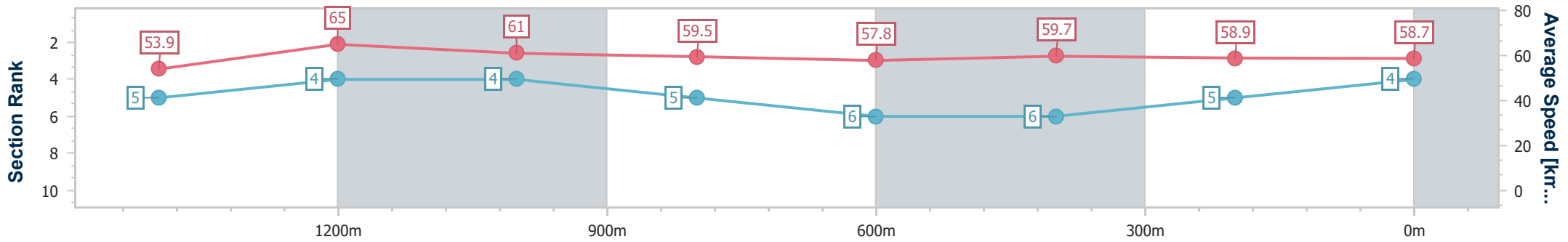
Toowoomba QLD Professional
Race 1: EXCAVATION EQUIPMENT Class 3 Handicap - 1625m



14 September 2024 - 17:30

Track Rating: Good 4, Weather: Fine, Rail Position: True

Section	Overall	1400m	1200m	1000m	800m	600m	400m	200m
Section Times	1:39.38 [4] (0:15.00)	1:24.38 [5] (0:11.20)	1:13.18 [4] (0:11.82)	1:01.36 [4] (0:12.19)	0:49.17 [5] (0:12.54)	0:36.63 [6] (0:12.15)	0:24.48 [6] (0:12.19)	0:12.29 [5] (0:12.29)
Average Speed [km/h]	53.9	65.0	61.0	59.5	57.8	59.7	58.9	58.7
Top Speed [km/h]	67.1	66.0	64.0	61.3	59.2	61.3	60.3	59.6
Avg. Dist. to Rail [m]	2.2	1.7	2.8	1.7	2.0	1.0	1.2	4.1
Avg. Stride Freq. [Hz]	2.1	2.4	2.3	2.3	2.3	2.3	2.3	2.3
Avg. Stride Length [m]	7.1	7.6	7.3	7.2	7.1	7.1	7.1	7.0



- [] Ranking at each section and finish
- .-.- No data available at this section
- NA No data available



Horse/Jockey Name	Star Chance
Final Rank	5
Fastest Section Time (Section)	0:11.60 (1400m)
Top Speed [km/h] (Section)	65.4 (1400m)
Race State	Finished



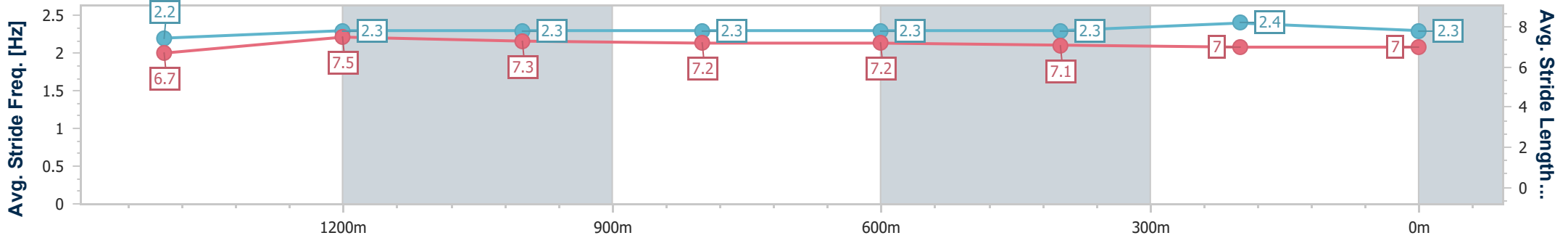
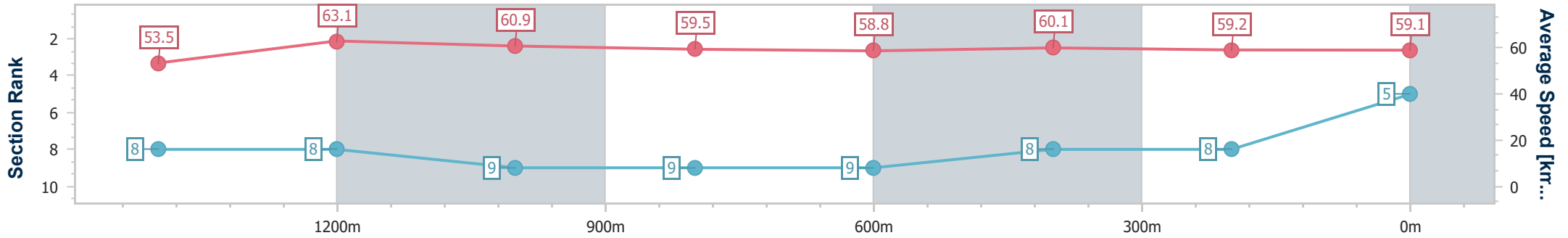
Toowoomba QLD Professional
Race 1: EXCAVATION EQUIPMENT Class 3 Handicap - 1625m



14 September 2024 - 17:30

Track Rating: Good 4, Weather: Fine, Rail Position: True

Section	Overall	1400m	1200m	1000m	800m	600m	400m	200m
Section Times	1:39.52 [5] (0:15.19)	1:24.33 [8] (0:11.60)	1:12.73 [8] (0:11.84)	1:00.89 [9] (0:12.31)	0:48.58 [9] (0:12.34)	0:36.24 [9] (0:11.95)	0:24.29 [8] (0:12.09)	0:12.20 [8] (0:12.20)
Average Speed [km/h]	53.5	63.1	60.9	59.5	58.8	60.1	59.2	59.1
Top Speed [km/h]	65.2	65.4	62.9	60.1	59.8	61.8	60.5	59.5
Avg. Dist. to Rail [m]	4.3	3.1	3.3	3.8	2.6	1.2	1.4	1.7
Avg. Stride Freq. [Hz]	2.2	2.3	2.3	2.3	2.3	2.3	2.4	2.3
Avg. Stride Length [m]	6.7	7.5	7.3	7.2	7.2	7.1	7.0	7.0



- [] Ranking at each section and finish
- .-.- No data available at this section
- NA No data available



Horse/Jockey Name	Roman Dagger
Final Rank	6
Fastest Section Time (Section)	0:11.35 (1400m)
Top Speed [km/h] (Section)	66.0 (Overall)
Race State	Finished



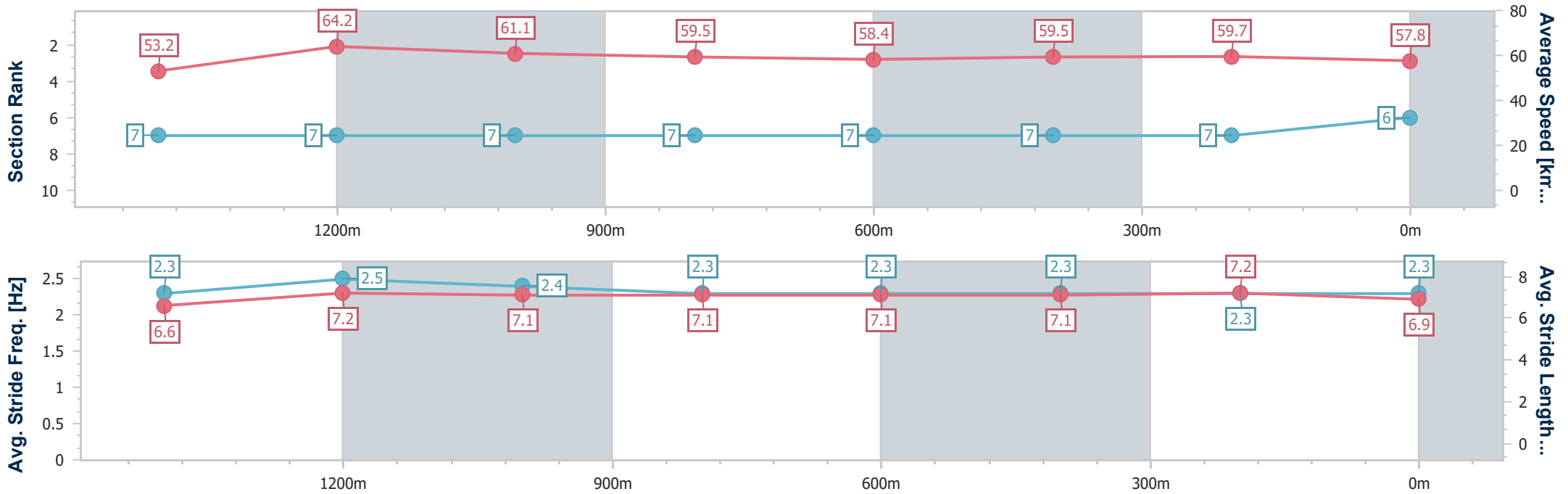
Toowoomba QLD Professional
Race 1: EXCAVATION EQUIPMENT Class 3 Handicap - 1625m



14 September 2024 - 17:30

Track Rating: Good 4, Weather: Fine, Rail Position: True

Section	Overall	1400m	1200m	1000m	800m	600m	400m	200m				
Section Times	1:39.61 [6] (0:15.19)	1:24.42 [7] (0:11.35)	1:13.07 [7] (0:11.77)	1:01.30 [7] (0:12.14)	0:49.16 [7] (0:12.44)	0:36.72 [7] (0:12.14)	0:24.58 [7] (0:12.14)	0:12.44 [7] (0:12.44)				
Average Speed [km/h]	53.2	64.2	61.1	59.5	58.4	59.5	59.7	57.8				
Top Speed [km/h]	66.0	65.9	63.5	60.7	58.8	60.3	60.7	58.8				
Avg. Dist. to Rail [m]	2.4	1.6	2.1	1.6	1.7	0.8	2.9	4.9				
Avg. Stride Freq. [Hz]	2.3	2.5	2.4	2.3	2.3	2.3	2.3	2.3				
Avg. Stride Length [m]	6.6	7.2	7.1	7.1	7.1	7.1	7.2	6.9				



- [] Ranking at each section and finish
- .-.- No data available at this section
- NA No data available



Horse/Jockey Name	Anthropica
Final Rank	7
Fastest Section Time (Section)	0:11.11 (1400m)
Top Speed [km/h] (Section)	69.1 (Overall)
Race State	Finished



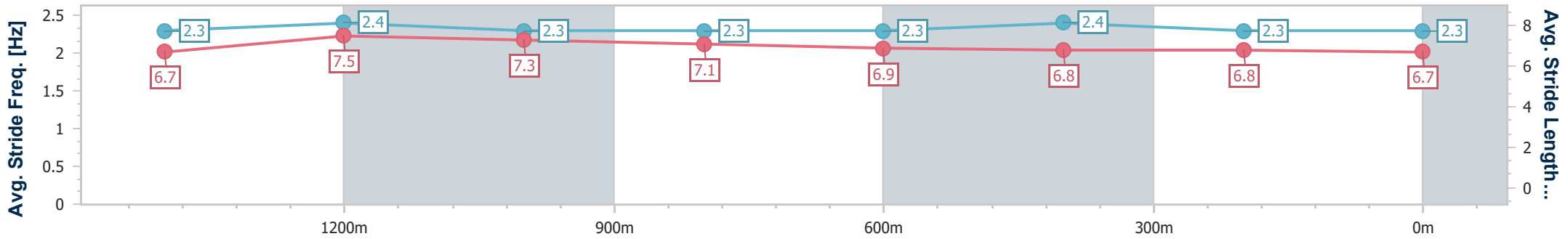
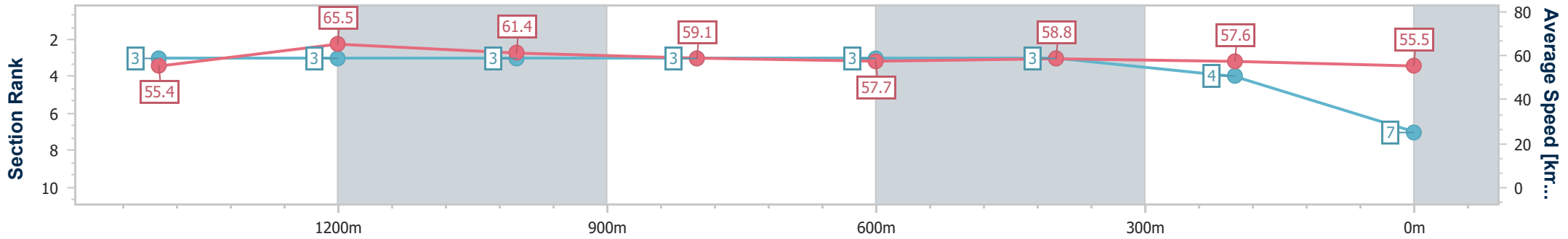
Toowoomba QLD Professional
Race 1: EXCAVATION EQUIPMENT Class 3 Handicap - 1625m



14 September 2024 - 17:30

Track Rating: Good 4, Weather: Fine, Rail Position: True

Section	Overall	1400m	1200m	1000m	800m	600m	400m	200m
Section Times	1:40.06 [7] (0:14.79)	1:25.27 [3] (0:11.11)	1:14.16 [3] (0:11.79)	1:02.37 [3] (0:12.26)	0:50.11 [3] (0:12.44)	0:37.67 [3] (0:12.19)	0:25.48 [3] (0:12.49)	0:12.99 [4] (0:12.99)
Average Speed [km/h]	55.4	65.5	61.4	59.1	57.7	58.8	57.6	55.5
Top Speed [km/h]	69.1	68.6	63.9	60.5	58.5	60.2	58.5	57.0
Avg. Dist. to Rail [m]	8.7	2.3	3.9	1.8	0.4	0.9	0.8	2.9
Avg. Stride Freq. [Hz]	2.3	2.4	2.3	2.3	2.3	2.4	2.3	2.3
Avg. Stride Length [m]	6.7	7.5	7.3	7.1	6.9	6.8	6.8	6.7



- [] Ranking at each section and finish
- .-.- No data available at this section
- NA No data available



Horse/Jockey Name	Social Star
Final Rank	8
Fastest Section Time (Section)	0:11.31 (1400m)
Top Speed [km/h] (Section)	68.3 (Overall)
Race State	Finished



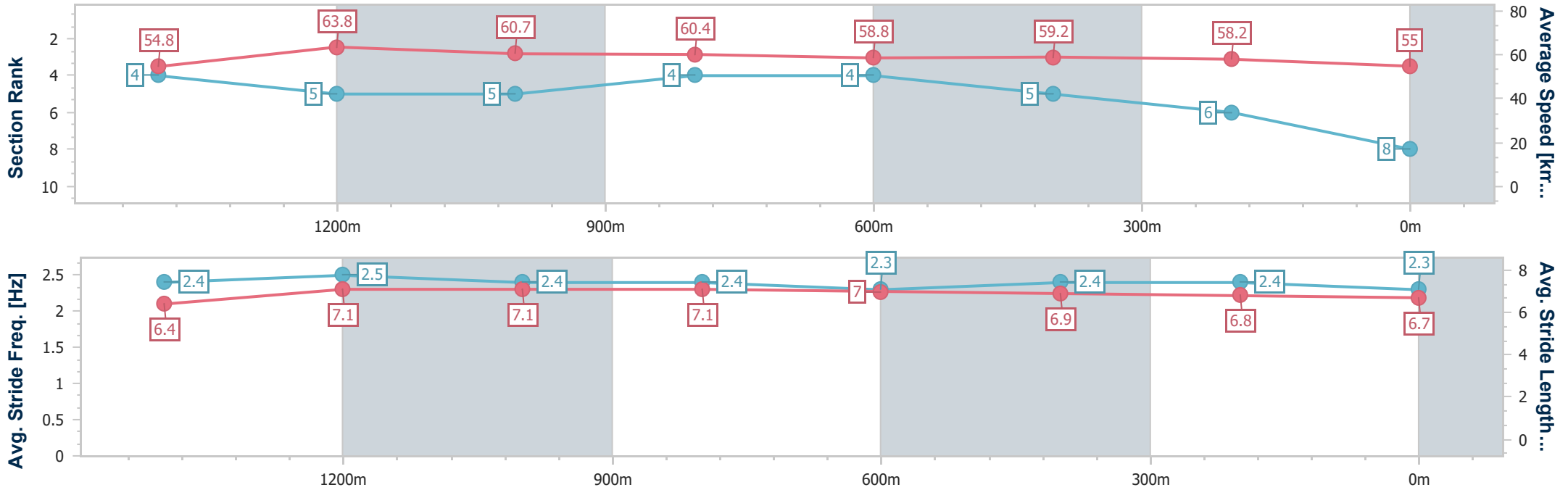
Toowoomba QLD Professional
Race 1: EXCAVATION EQUIPMENT Class 3 Handicap - 1625m



14 September 2024 - 17:30

Track Rating: Good 4, Weather: Fine, Rail Position: True

Section	Overall	1400m	1200m	1000m	800m	600m	400m	200m
Section Times	1:40.27 [8] (0:14.89)	1:25.38 [4] (0:11.31)	1:14.07 [5] (0:11.88)	1:02.19 [5] (0:12.07)	0:50.12 [4] (0:12.33)	0:37.79 [4] (0:12.29)	0:25.50 [5] (0:12.39)	0:13.11 [6] (0:13.11)
Average Speed [km/h]	54.8	63.8	60.7	60.4	58.8	59.2	58.2	55.0
Top Speed [km/h]	68.3	65.3	62.8	62.3	60.5	60.5	60.7	56.9
Avg. Dist. to Rail [m]	5.0	1.2	2.9	2.5	2.3	1.8	1.5	0.5
Avg. Stride Freq. [Hz]	2.4	2.5	2.4	2.4	2.3	2.4	2.4	2.3
Avg. Stride Length [m]	6.4	7.1	7.1	7.1	7.0	6.9	6.8	6.7



- [] Ranking at each section and finish
- .-.- No data available at this section
- NA No data available



Horse/Jockey Name	Says Who
Final Rank	9
Fastest Section Time (Section)	0:11.34 (1400m)
Top Speed [km/h] (Section)	66.1 (Overall)
Race State	Finished



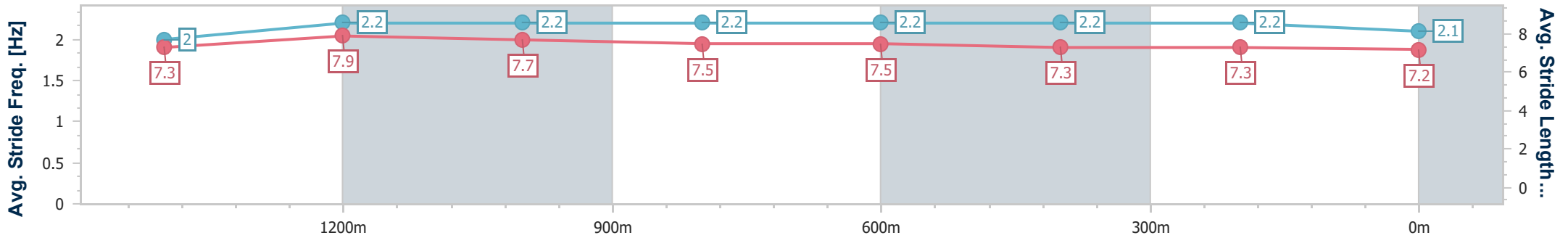
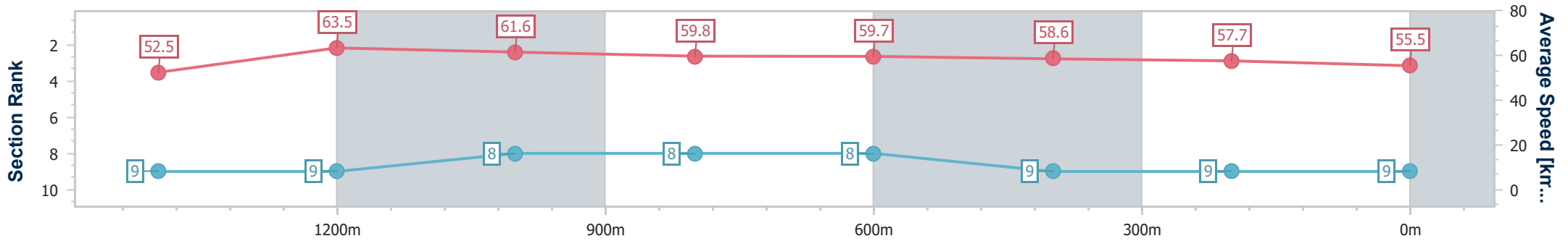
Toowoomba QLD Professional
Race 1: EXCAVATION EQUIPMENT Class 3 Handicap - 1625m



14 September 2024 - 17:30

Track Rating: Good 4, Weather: Fine, Rail Position: True

Section	Overall	1400m	1200m	1000m	800m	600m	400m	200m
Section Times	1:40.96 [9] (0:15.53)	1:25.43 [9] (0:11.34)	1:14.09 [9] (0:11.72)	1:02.37 [8] (0:12.15)	0:50.22 [8] (0:12.21)	0:38.01 [8] (0:12.49)	0:25.52 [9] (0:12.53)	0:12.99 [9] (0:12.99)
Average Speed [km/h]	52.5	63.5	61.6	59.8	59.7	58.6	57.7	55.5
Top Speed [km/h]	66.1	65.8	64.1	60.6	61.0	60.1	59.1	57.0
Avg. Dist. to Rail [m]	4.4	1.0	2.9	2.2	3.6	2.9	2.1	1.8
Avg. Stride Freq. [Hz]	2.0	2.2	2.2	2.2	2.2	2.2	2.2	2.1
Avg. Stride Length [m]	7.3	7.9	7.7	7.5	7.5	7.3	7.3	7.2



- [] Ranking at each section and finish
- .-.- No data available at this section
- NA No data available



Toowoomba QLD Professional

Race 2: DIVERSIFIED FUEL SUPPLIES Class 1 Handicap - 1625m

14 September 2024 - 18:12



Track Rating: Good 4, Weather: Fine, Rail Position: True

Section	Field Times													
	Overall	1400m	1200m	1000m	800m	600m	400m	Last 600m						
	1:40.44 (0:15.07)	1:25.37 (0:11.66)	1:13.71 (0:11.85)	1:01.86 (0:12.41)	0:49.45 (0:12.37)	0:37.08 (0:12.27)	0:24.81 (0:12.48)	0:37.08						
Rank	TAB	Horse/Jockey	Barrier	Top Speed [km/h]	Fastest Section								Distance Travelled [m]	
1	4	GOLD PRINCE Chris Taylor	9	64.6	0:11.90	1:40.44 [1] (0:15.44)	1:25.00 [5] (0:11.90)	1:13.10 [6] (0:11.95)	1:01.15 [8] (0:12.36)	0:48.79 [6] (0:12.22)	0:36.57 [6] (0:12.04)	0:24.53 [5] (0:12.20)	0:36.57	
2	3	TRAUTMAN Karl Zechner	2	64.4	0:11.89	1:40.63 [2] (0:15.69)	1:24.94 [9] (0:11.93)	1:13.01 [9] (0:11.89)	1:01.12 [9] (0:12.36)	0:48.76 [9] (0:12.01)	0:36.75 [8] (0:12.13)	0:24.62 [7] (0:12.27)	0:36.75	-6
3	5	DUMA Luke Tarrant	6	66.4	0:11.72	1:40.66 [3] (0:15.41)	1:25.25 [4] (0:11.72)	1:13.53 [4] (0:11.91)	1:01.62 [5] (0:12.32)	0:49.30 [4] (0:12.27)	0:37.03 [4] (0:12.29)	0:24.74 [6] (0:12.21)	0:37.03	-4
4	13	MAPLE DOOR Dylan Bennett	8	68.1	0:11.67	1:40.73 [4] (0:16.10)	1:24.63 [12] (0:11.67)	1:12.96 [11] (0:12.01)	1:00.95 [11] (0:12.34)	0:48.61 [11] (0:12.09)	0:36.52 [11] (0:12.09)	0:24.43 [12] (0:12.24)	0:36.52	-13
5	14	READY TO THUNDER Kenji Yoshida	4	64.4	0:11.85	1:40.83 [5] (0:15.53)	1:25.30 [7] (0:11.90)	1:13.40 [8] (0:11.85)	1:01.55 [6] (0:12.45)	0:49.10 [8] (0:12.22)	0:36.88 [9] (0:12.16)	0:24.72 [8] (0:12.23)	0:36.88	-8
6	1	HOTFOOT PERFORMER Nozi Tomizawa	7	65.4	0:11.78	1:40.88 [6] (0:15.33)	1:25.55 [3] (0:11.78)	1:13.77 [3] (0:11.91)	1:01.86 [4] (0:12.32)	0:49.54 [3] (0:12.25)	0:37.29 [3] (0:12.26)	0:25.03 [3] (0:12.32)	0:37.29	-9
7	9	DUCHESS BREE Nathan Evans	5	64.3	0:11.83	1:40.88 [7] (0:15.95)	1:24.93 [11] (0:11.86)	1:13.07 [12] (0:12.19)	1:00.88 [12] (0:12.47)	0:48.41 [12] (0:11.83)	0:36.58 [12] (0:11.97)	0:24.61 [11] (0:12.11)	0:36.58	-4
8	7	SHOTGUN SIXTYFOUR Landan Sykes	12	65.1	0:11.65	1:40.92 [8] (0:15.29)	1:25.63 [2] (0:11.65)	1:13.98 [2] (0:11.81)	1:02.17 [2] (0:12.25)	0:49.92 [2] (0:12.36)	0:37.56 [1] (0:12.27)	0:25.29 [1] (0:12.54)	0:37.56	-9
9	2	ONE REASON Justin Stanley	1	65.1	0:11.69	1:41.12 [9] (0:15.45)	1:25.67 [6] (0:11.69)	1:13.98 [5] (0:11.78)	1:02.20 [3] (0:12.46)	0:49.74 [5] (0:12.28)	0:37.46 [5] (0:12.21)	0:25.25 [4] (0:12.43)	0:37.46	-14
10	11	DOONA Madeleine Wishart	10	65.7	0:11.74	1:41.37 [10] (0:15.94)	1:25.43 [10] (0:11.74)	1:13.69 [10] (0:11.88)	1:01.81 [10] (0:12.37)	0:49.44 [10] (0:11.95)	0:37.49 [7] (0:12.25)	0:25.24 [9] (0:12.53)	0:37.49	+3

Scratched: Must Be The Money (#15), Madalsa (#6), Avoid The Misstres (#12)

[] Ranking at each section and finish
 -:-:- No data available at this section
 NA No data available

SCN Saddle cloth number
 DNF Did not finish
 DNT Did not track



Toowoomba QLD Professional

Race 2: DIVERSIFIED FUEL SUPPLIES Class 1 Handicap - 1625m

14 September 2024 - 18:12



Track Rating: Good 4, Weather: Fine, Rail Position: True

Section		Overall	1400m	1200m	1000m	800m	600m	400m	Last 600m
Field Times		1:40.44 (0:15.07)	1:25.37 (0:11.66)	1:13.71 (0:11.85)	1:01.86 (0:12.41)	0:49.45 (0:12.37)	0:37.08 (0:12.27)	0:24.81 (0:12.48)	0:37.08

Rank	TAB	Horse/Jockey	Barrier	Top Speed [km/h]	Fastest Section	Overall	1400m	1200m	1000m	800m	600m	400m	Last 600m	Distance Travelled [m]
11	8	SHEER REWARD Les Tilley	3	65.0	0:11.79	1:41.54 [11] (0:15.63)	1:25.91 [8] (0:11.79)	1:14.12 [7] (0:11.86)	1:02.26 [7] (0:12.45)	0:49.81 [7] (0:12.23)	0:37.58 [10] (0:12.24)	0:25.34 [10] (0:12.41)	0:37.58	-13
12	10	IS SWEET Alisha Donald	11	64.6	0:11.66	1:43.64 [12] (0:15.07)	1:28.57 [1] (0:11.66)	1:16.91 [1] (0:11.85)	1:05.06 [1] (0:12.41)	0:52.65 [1] (0:12.39)	0:40.26 [2] (0:12.43)	0:27.83 [2] (0:13.08)	0:40.26	-10

Scratched: Must Be The Money (#15), Madalsa (#6), Avoid The Misstres (#12)

[] Ranking at each section and finish
 -:-:-:- No data available at this section
 NA No data available

SCN Saddle cloth number
 DNF Did not finish
 DNT Did not track



Toowoomba QLD Professional

Race 2: DIVERSIFIED FUEL SUPPLIES Class 1 Handicap - 1625m

14 September 2024 - 18:12



Track Rating: Good 4, Weather: Fine, Rail Position: True

Section				200m				Last 600m	
Field Times				0:12.33 (0:12.33)				0:37.08	
Rank	TAB	Horse/Jockey	Barrier	Top Speed [km/h]	Fastest Section	Margin			Distance Travelled [m]
1	4	GOLD PRINCE Chris Taylor	9	64.6 Overall	0:11.90 1400m	0:12.33 [1] (0:12.33)	1:40.44		0:36.57
2	3	TRAUTMAN Karl Zechner	2	64.4 Overall	0:11.89 1200m	0:12.35 [5] (0:12.35)	1L		0:36.75 -6
3	5	DUMA Luke Tarrant	6	66.4 Overall	0:11.72 1400m	0:12.53 [2] (0:12.53)	1.2L		0:37.03 -4
4	13	MAPLE DOOR Dylan Bennett	8	68.1 Overall	0:11.67 1400m	0:12.19 [9] (0:12.19)	1.5L		0:36.52 -13
5	14	READY TO THUNDER Kenji Yoshida	4	64.4 Overall	0:11.85 1200m	0:12.49 [7] (0:12.49)	2L		0:36.88 -8
6	1	HOTFOOT PERFORMER Nozi Tomizawa	7	65.4 Overall	0:11.78 1400m	0:12.71 [3] (0:12.71)	2.2L		0:37.29 -9
7	9	DUCHESS BREE Nathan Evans	5	64.3 Overall	0:11.83 800m	0:12.50 [8] (0:12.50)	2.3L		0:36.58 -4
8	7	SHOTGUN SIXTYFOUR Landan Sykes	12	65.1 Overall	0:11.65 1400m	0:12.75 [4] (0:12.75)	2.5L		0:37.56 -9
9	2	ONE REASON Justin Stanley	1	65.1 Overall	0:11.69 1400m	0:12.82 [6] (0:12.82)	3.5L		0:37.46 -14
10	11	DOONA Madeleine Wishart	10	65.7 Overall	0:11.74 1400m	0:12.71 [11] (0:12.71)	4.8L		0:37.49 +3

Scratched: Must Be The Money (#15), Madalsa (#6), Avoid The Misstres (#12)

[] Ranking at each section and finish
 -:-:- No data available at this section
 NA No data available

SCN Saddle cloth number
 DNF Did not finish
 DNT Did not track



Toowoomba QLD Professional
Race 2: DIVERSIFIED FUEL SUPPLIES Class 1 Handicap - 1625m
14 September 2024 - 18:12



Track Rating: Good 4, Weather: Fine, Rail Position: True

Section				200m				Last 600m		
Field Times				0:12.33 (0:12.33)				0:37.08		
Rank	TAB	Horse/Jockey	Barrier	Top Speed [km/h]	Fastest Section	Margin			Distance Travelled [m]	
11	8	SHEER REWARD	3	65.0	0:11.79	0:12.93 [10]	5.6L		0:37.58	-13
		Les Tilley		Overall	1400m	(0:12.93)				
12	10	IS SWEET	11	64.6	0:11.66	0:14.75 [12]	17.9L		0:40.26	-10
		Alisha Donald		Overall	1400m	(0:14.75)				

Scratched: Must Be The Money (#15), Madalsa (#6), Avoid The Misstres (#12)

[] Ranking at each section and finish
 -:-:- No data available at this section
 NA No data available

SCN Saddle cloth number
 DNF Did not finish
 DNT Did not track



Horse/Jockey Name	Gold Prince
Final Rank	1
Fastest Section Time (Section)	0:11.90 (1400m)
Top Speed [km/h] (Section)	64.6 (Overall)
Race State	Finished



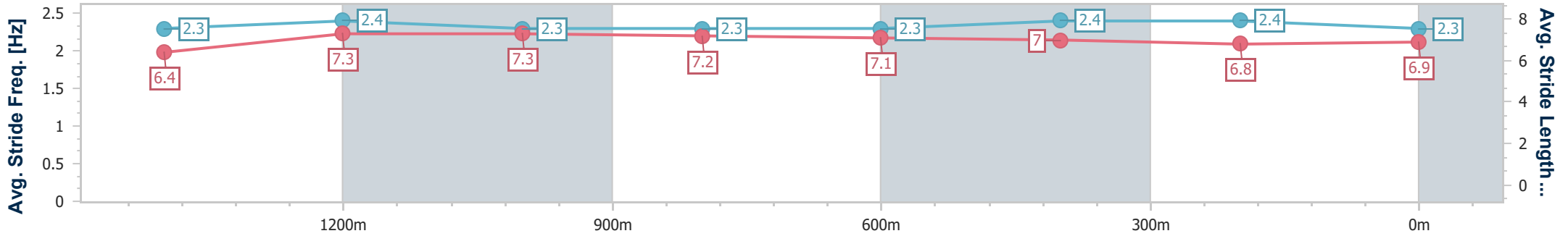
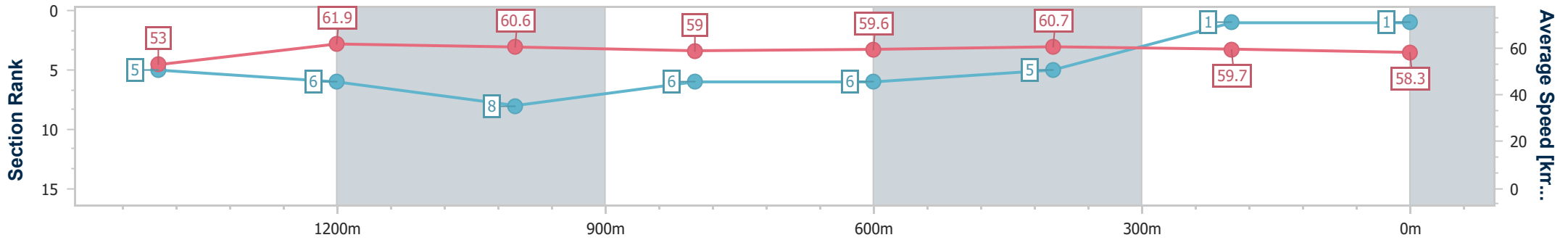
Toowoomba QLD Professional
Race 2: DIVERSIFIED FUEL SUPPLIES Class 1 Handicap - 1625m



14 September 2024 - 18:12

Track Rating: Good 4, Weather: Fine, Rail Position: True

Section	Overall	1400m	1200m	1000m	800m	600m	400m	200m
Section Times	1:40.44 [1] (0:15.44)	1:25.00 [5] (0:11.90)	1:13.10 [6] (0:11.95)	1:01.15 [8] (0:12.36)	0:48.79 [6] (0:12.22)	0:36.57 [6] (0:12.04)	0:24.53 [5] (0:12.20)	0:12.33 [1] (0:12.33)
Average Speed [km/h]	53.0	61.9	60.6	59.0	59.6	60.7	59.7	58.3
Top Speed [km/h]	64.6	63.9	62.0	60.3	61.5	61.4	60.6	59.7
Avg. Dist. to Rail [m]	6.9	4.3	4.9	4.4	3.2	2.8	3.5	3.7
Avg. Stride Freq. [Hz]	2.3	2.4	2.3	2.3	2.3	2.4	2.4	2.3
Avg. Stride Length [m]	6.4	7.3	7.3	7.2	7.1	7.0	6.8	6.9



- [] Ranking at each section and finish
- .-.- No data available at this section
- NA No data available



Horse/Jockey Name	Trautman
Final Rank	2
Fastest Section Time (Section)	0:11.89 (1200m)
Top Speed [km/h] (Section)	64.4 (Overall)
Race State	Finished



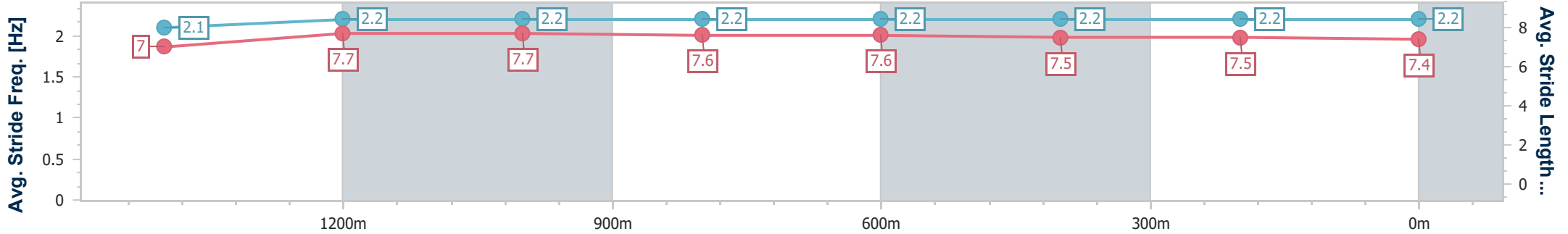
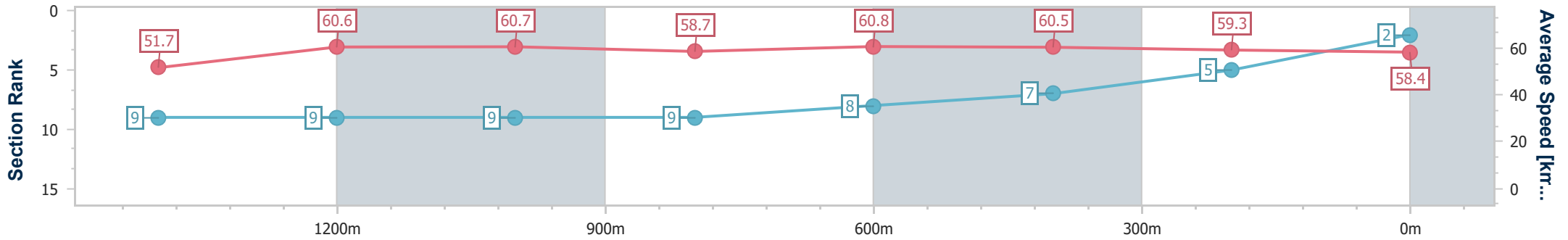
Toowoomba QLD Professional
Race 2: DIVERSIFIED FUEL SUPPLIES Class 1 Handicap - 1625m



14 September 2024 - 18:12

Track Rating: Good 4, Weather: Fine, Rail Position: True

Section	Overall	1400m	1200m	1000m	800m	600m	400m	200m
Section Times	1:40.63 [2] (0:15.69)	1:24.94 [9] (0:11.93)	1:13.01 [9] (0:11.89)	1:01.12 [9] (0:12.36)	0:48.76 [9] (0:12.01)	0:36.75 [8] (0:12.13)	0:24.62 [7] (0:12.27)	0:12.35 [5] (0:12.35)
Average Speed [km/h]	51.7	60.6	60.7	58.7	60.8	60.5	59.3	58.4
Top Speed [km/h]	64.4	63.5	61.3	60.3	62.5	62.4	60.2	59.0
Avg. Dist. to Rail [m]	2.4	0.5	1.4	2.2	3.8	3.9	3.9	4.5
Avg. Stride Freq. [Hz]	2.1	2.2	2.2	2.2	2.2	2.2	2.2	2.2
Avg. Stride Length [m]	7.0	7.7	7.7	7.6	7.6	7.5	7.5	7.4



- [] Ranking at each section and finish
- .-.- No data available at this section
- NA No data available



Horse/Jockey Name	Duma
Final Rank	3
Fastest Section Time (Section)	0:11.72 (1400m)
Top Speed [km/h] (Section)	66.4 (Overall)
Race State	Finished



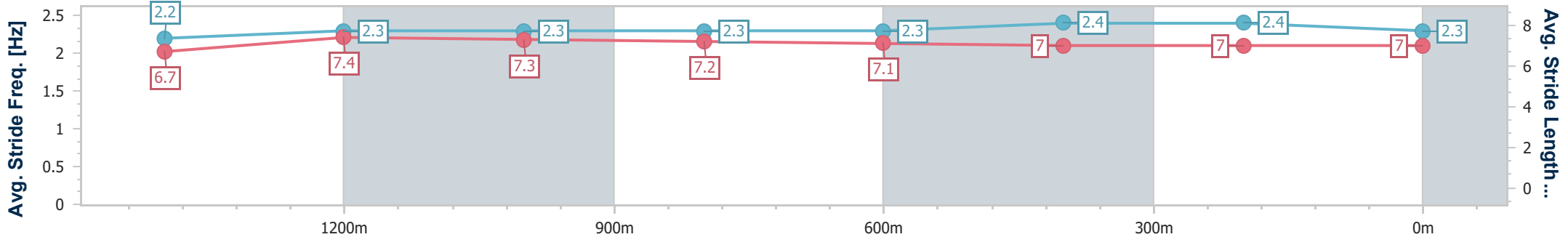
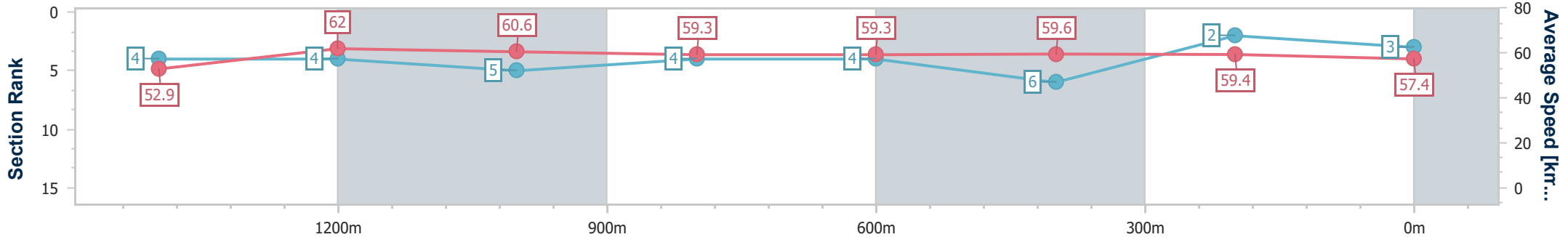
Toowoomba QLD Professional
Race 2: DIVERSIFIED FUEL SUPPLIES Class 1 Handicap - 1625m



14 September 2024 - 18:12

Track Rating: Good 4, Weather: Fine, Rail Position: True

Section	Overall	1400m	1200m	1000m	800m	600m	400m	200m
Section Times	1:40.66 [3] (0:15.41)	1:25.25 [4] (0:11.72)	1:13.53 [4] (0:11.91)	1:01.62 [5] (0:12.32)	0:49.30 [4] (0:12.27)	0:37.03 [4] (0:12.29)	0:24.74 [6] (0:12.21)	0:12.53 [2] (0:12.53)
Average Speed [km/h]	52.9	62.0	60.6	59.3	59.3	59.6	59.4	57.4
Top Speed [km/h]	66.4	64.8	61.3	59.8	60.4	60.6	60.3	59.2
Avg. Dist. to Rail [m]	5.5	2.1	3.0	3.6	3.6	3.1	2.5	3.5
Avg. Stride Freq. [Hz]	2.2	2.3	2.3	2.3	2.3	2.4	2.4	2.3
Avg. Stride Length [m]	6.7	7.4	7.3	7.2	7.1	7.0	7.0	7.0



- [] Ranking at each section and finish
- .-.- No data available at this section
- NA No data available



Horse/Jockey Name	Maple Door
Final Rank	4
Fastest Section Time (Section)	0:11.67 (1400m)
Top Speed [km/h] (Section)	68.1 (Overall)
Race State	Finished



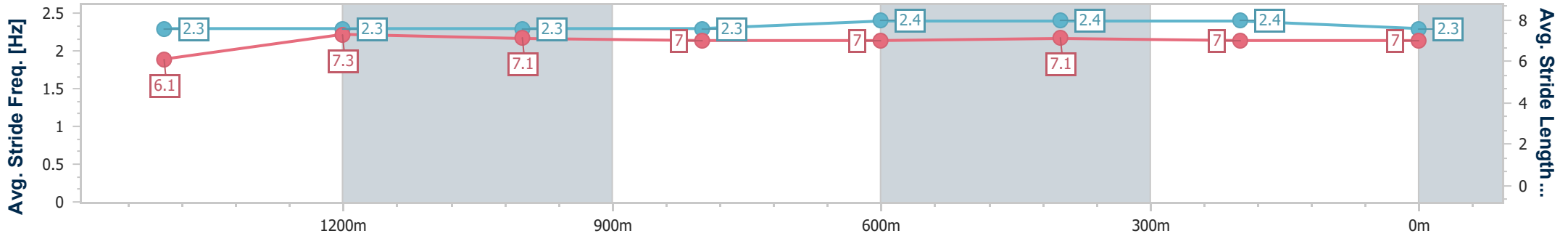
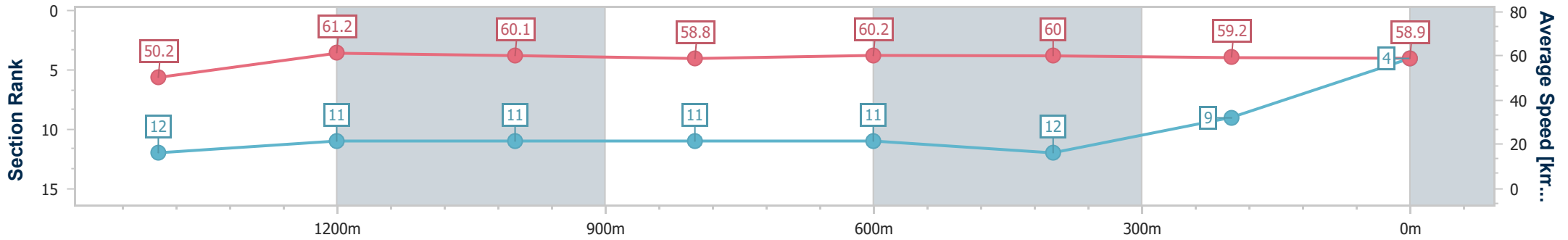
Toowoomba QLD Professional
Race 2: DIVERSIFIED FUEL SUPPLIES Class 1 Handicap - 1625m



14 September 2024 - 18:12

Track Rating: Good 4, Weather: Fine, Rail Position: True

Section	Overall	1400m	1200m	1000m	800m	600m	400m	200m
Section Times	1:40.73 [4] (0:16.10)	1:24.63 [12] (0:11.67)	1:12.96 [11] (0:12.01)	1:00.95 [11] (0:12.34)	0:48.61 [11] (0:12.09)	0:36.52 [11] (0:12.09)	0:24.43 [12] (0:12.24)	0:12.19 [9] (0:12.19)
Average Speed [km/h]	50.2	61.2	60.1	58.8	60.2	60.0	59.2	58.9
Top Speed [km/h]	68.1	66.5	60.8	60.9	61.1	61.1	60.1	60.0
Avg. Dist. to Rail [m]	5.0	1.0	1.3	2.2	2.1	1.4	1.7	3.8
Avg. Stride Freq. [Hz]	2.3	2.3	2.3	2.3	2.4	2.4	2.4	2.3
Avg. Stride Length [m]	6.1	7.3	7.1	7.0	7.0	7.1	7.0	7.0



- [] Ranking at each section and finish
- .-.- No data available at this section
- NA No data available



Horse/Jockey Name	Ready To Thunder
Final Rank	5
Fastest Section Time (Section)	0:11.85 (1200m)
Top Speed [km/h] (Section)	64.4 (Overall)
Race State	Finished



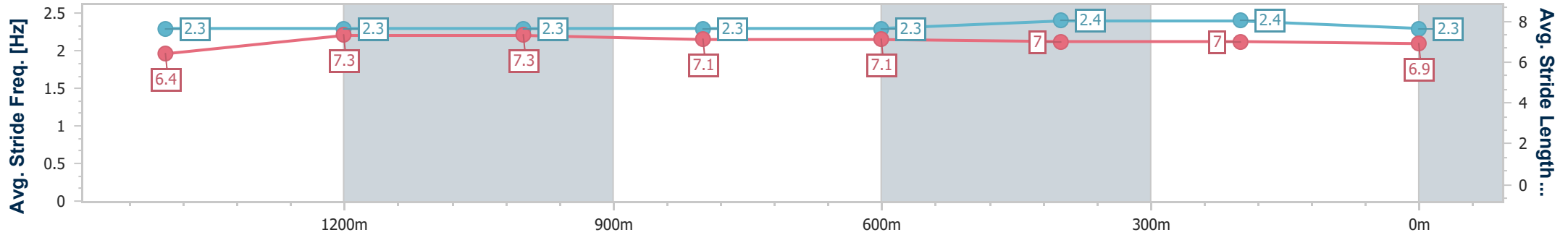
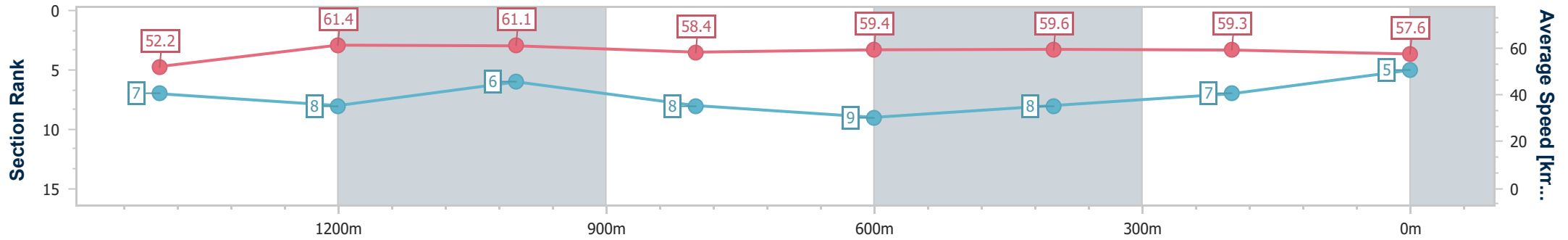
Toowoomba QLD Professional
Race 2: DIVERSIFIED FUEL SUPPLIES Class 1 Handicap - 1625m



14 September 2024 - 18:12

Track Rating: Good 4, Weather: Fine, Rail Position: True

Section	Overall	1400m	1200m	1000m	800m	600m	400m	200m
Section Times	1:40.83 [5] (0:15.53)	1:25.30 [7] (0:11.90)	1:13.40 [8] (0:11.85)	1:01.55 [6] (0:12.45)	0:49.10 [8] (0:12.22)	0:36.88 [9] (0:12.16)	0:24.72 [8] (0:12.23)	0:12.49 [7] (0:12.49)
Average Speed [km/h]	52.2	61.4	61.1	58.4	59.4	59.6	59.3	57.6
Top Speed [km/h]	64.4	63.8	61.8	60.3	61.0	60.9	60.1	58.7
Avg. Dist. to Rail [m]	2.7	2.6	3.5	3.3	2.2	1.4	1.8	3.4
Avg. Stride Freq. [Hz]	2.3	2.3	2.3	2.3	2.3	2.4	2.4	2.3
Avg. Stride Length [m]	6.4	7.3	7.3	7.1	7.1	7.0	7.0	6.9



- [] Ranking at each section and finish
- .-.- No data available at this section
- NA No data available



Horse/Jockey Name	Hotfoot Performer
Final Rank	6
Fastest Section Time (Section)	0:11.78 (1400m)
Top Speed [km/h] (Section)	65.4 (Overall)
Race State	Finished



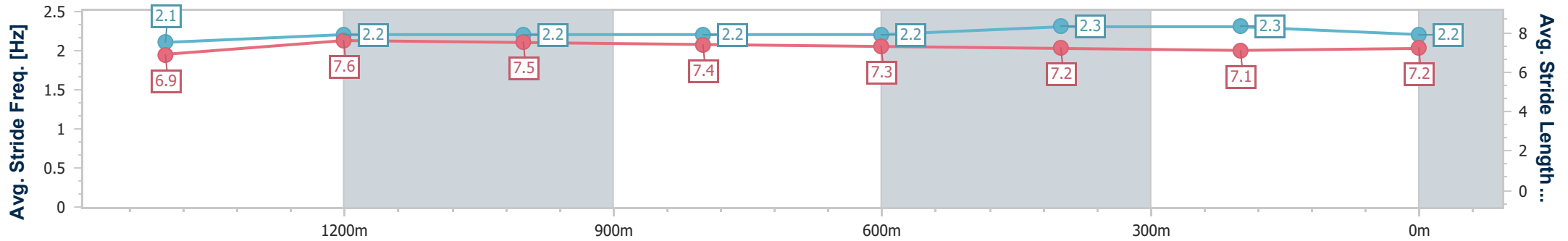
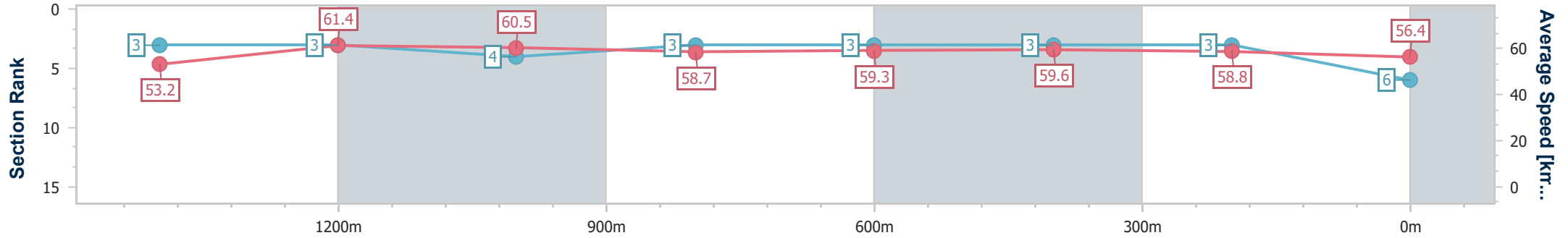
Toowoomba QLD Professional
Race 2: DIVERSIFIED FUEL SUPPLIES Class 1 Handicap - 1625m



14 September 2024 - 18:12

Track Rating: Good 4, Weather: Fine, Rail Position: True

Section	Overall	1400m	1200m	1000m	800m	600m	400m	200m				
Section Times	1:40.88 [6] (0:15.33)	1:25.55 [3] (0:11.78)	1:13.77 [3] (0:11.91)	1:01.86 [4] (0:12.32)	0:49.54 [3] (0:12.25)	0:37.29 [3] (0:12.26)	0:25.03 [3] (0:12.32)	0:12.71 [3] (0:12.71)				
Average Speed [km/h]	53.2	61.4	60.5	58.7	59.3	59.6	58.8	56.4				
Top Speed [km/h]	65.4	64.2	61.3	60.0	59.7	60.2	59.9	58.1				
Avg. Dist. to Rail [m]	5.3	0.7	1.4	1.9	2.3	2.4	1.8	2.2				
Avg. Stride Freq. [Hz]	2.1	2.2	2.2	2.2	2.2	2.3	2.3	2.2				
Avg. Stride Length [m]	6.9	7.6	7.5	7.4	7.3	7.2	7.1	7.2				



- [] Ranking at each section and finish
- .-.- No data available at this section
- NA No data available



Horse/Jockey Name	Duchess Bree
Final Rank	7
Fastest Section Time (Section)	0:11.83 (800m)
Top Speed [km/h] (Section)	64.3 (Overall)
Race State	Finished



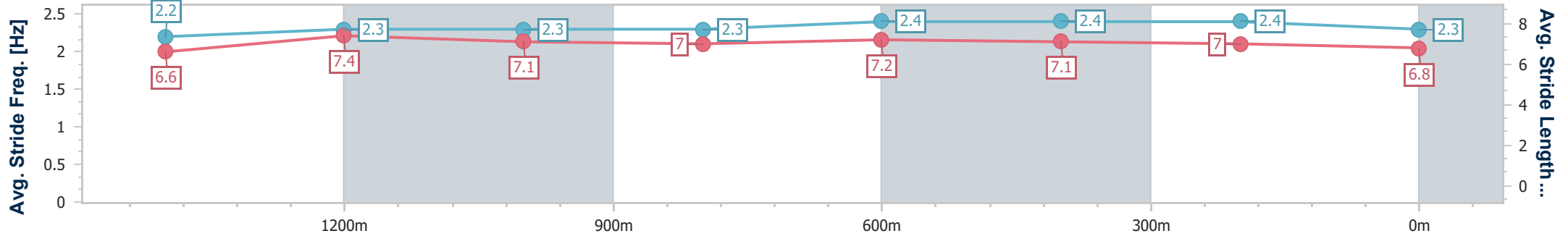
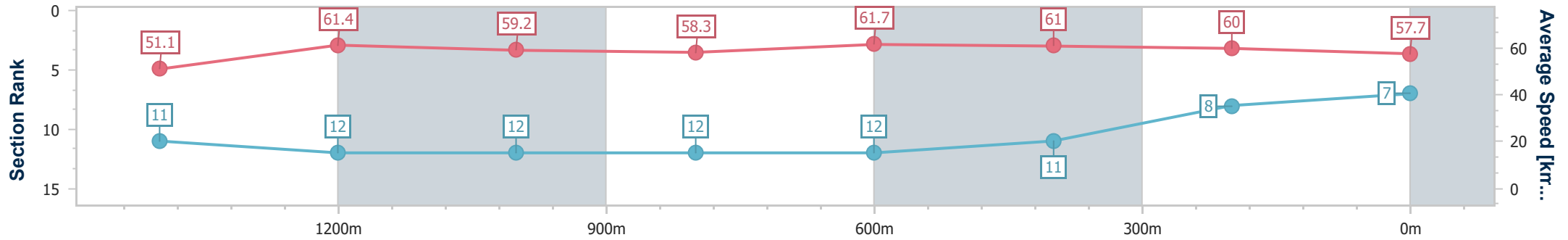
Toowoomba QLD Professional
Race 2: DIVERSIFIED FUEL SUPPLIES Class 1 Handicap - 1625m



14 September 2024 - 18:12

Track Rating: Good 4, Weather: Fine, Rail Position: True

Section	Overall	1400m	1200m	1000m	800m	600m	400m	200m
Section Times	1:40.88 [7] (0:15.95)	1:24.93 [11] (0:11.86)	1:13.07 [12] (0:12.19)	1:00.88 [12] (0:12.47)	0:48.41 [12] (0:11.83)	0:36.58 [12] (0:11.97)	0:24.61 [11] (0:12.11)	0:12.50 [8] (0:12.50)
Average Speed [km/h]	51.1	61.4	59.2	58.3	61.7	61.0	60.0	57.7
Top Speed [km/h]	64.3	64.0	60.3	61.3	64.1	64.1	61.0	60.2
Avg. Dist. to Rail [m]	4.3	2.2	3.4	3.2	3.0	2.8	3.6	8.0
Avg. Stride Freq. [Hz]	2.2	2.3	2.3	2.3	2.4	2.4	2.4	2.3
Avg. Stride Length [m]	6.6	7.4	7.1	7.0	7.2	7.1	7.0	6.8



- [] Ranking at each section and finish
- .-.- No data available at this section
- NA No data available



Horse/Jockey Name	Shotgun Sixtyfour
Final Rank	8
Fastest Section Time (Section)	0:11.65 (1400m)
Top Speed [km/h] (Section)	65.1 (Overall)
Race State	Finished



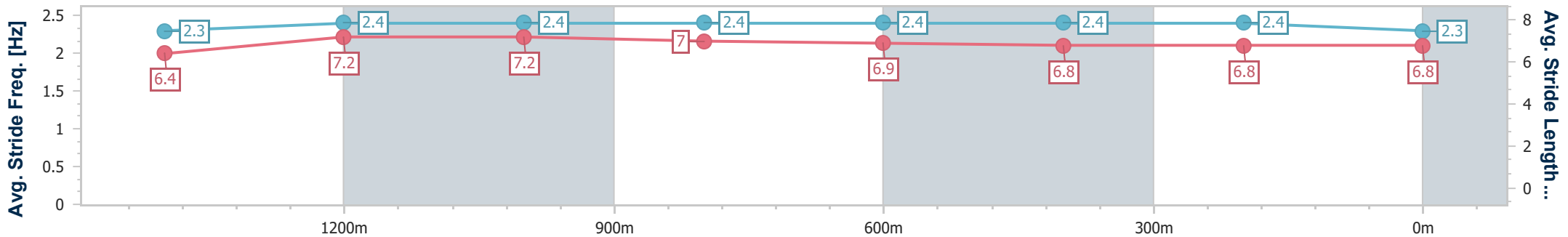
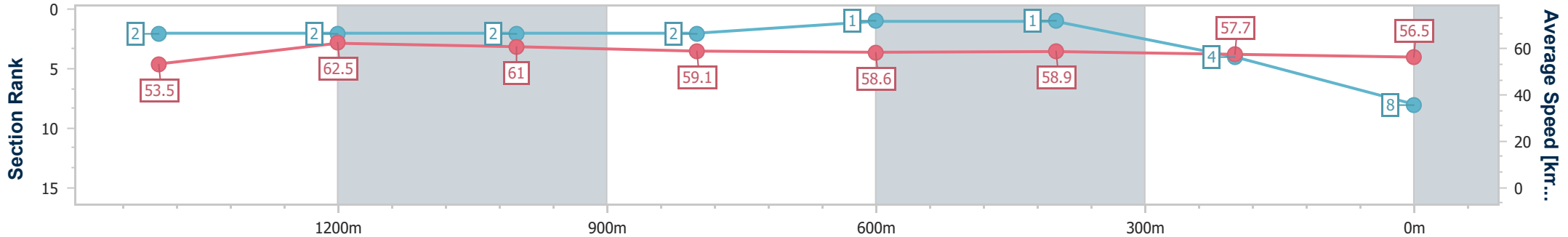
Toowoomba QLD Professional
Race 2: DIVERSIFIED FUEL SUPPLIES Class 1 Handicap - 1625m



14 September 2024 - 18:12

Track Rating: Good 4, Weather: Fine, Rail Position: True

Section	Overall	1400m	1200m	1000m	800m	600m	400m	200m
Section Times	1:40.92 [8] (0:15.29)	1:25.63 [2] (0:11.65)	1:13.98 [2] (0:11.81)	1:02.17 [2] (0:12.25)	0:49.92 [2] (0:12.36)	0:37.56 [1] (0:12.27)	0:25.29 [1] (0:12.54)	0:12.75 [4] (0:12.75)
Average Speed [km/h]	53.5	62.5	61.0	59.1	58.6	58.9	57.7	56.5
Top Speed [km/h]	65.1	65.0	62.0	59.8	59.2	59.6	58.3	57.2
Avg. Dist. to Rail [m]	9.9	1.4	1.5	2.1	1.6	1.3	0.7	0.5
Avg. Stride Freq. [Hz]	2.3	2.4	2.4	2.4	2.4	2.4	2.4	2.3
Avg. Stride Length [m]	6.4	7.2	7.2	7.0	6.9	6.8	6.8	6.8



- [] Ranking at each section and finish
- .-.- No data available at this section
- NA No data available



Horse/Jockey Name	One Reason
Final Rank	9
Fastest Section Time (Section)	0:11.69 (1400m)
Top Speed [km/h] (Section)	65.1 (Overall)
Race State	Finished



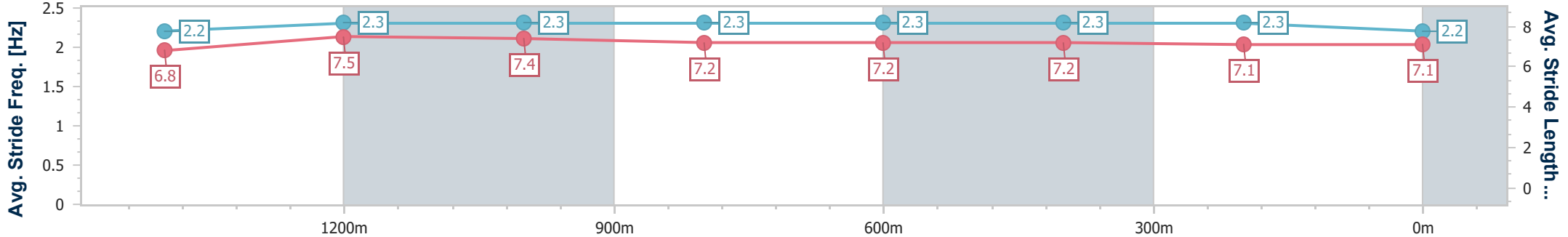
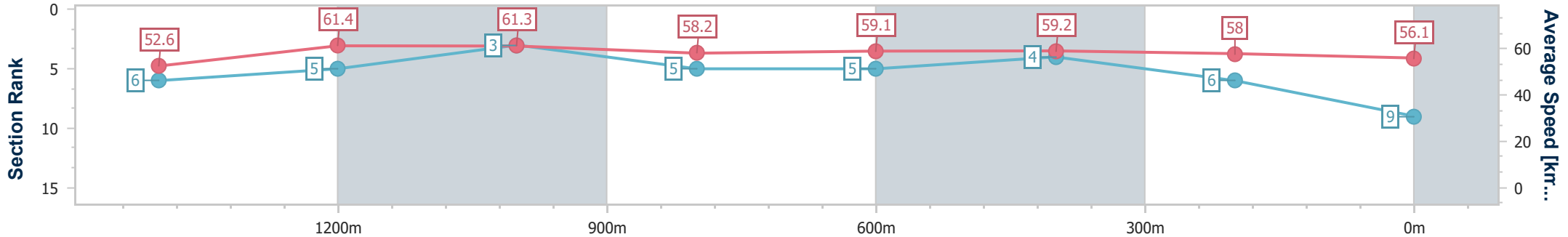
Toowoomba QLD Professional
Race 2: DIVERSIFIED FUEL SUPPLIES Class 1 Handicap - 1625m



14 September 2024 - 18:12

Track Rating: Good 4, Weather: Fine, Rail Position: True

Section	Overall	1400m	1200m	1000m	800m	600m	400m	200m
Section Times	1:41.12 [9] (0:15.45)	1:25.67 [6] (0:11.69)	1:13.98 [5] (0:11.78)	1:02.20 [3] (0:12.46)	0:49.74 [5] (0:12.28)	0:37.46 [5] (0:12.21)	0:25.25 [4] (0:12.43)	0:12.82 [6] (0:12.82)
Average Speed [km/h]	52.6	61.4	61.3	58.2	59.1	59.2	58.0	56.1
Top Speed [km/h]	65.1	64.8	62.1	59.6	59.5	60.0	58.9	56.8
Avg. Dist. to Rail [m]	1.6	0.3	1.4	1.9	1.6	1.0	0.6	1.4
Avg. Stride Freq. [Hz]	2.2	2.3	2.3	2.3	2.3	2.3	2.3	2.2
Avg. Stride Length [m]	6.8	7.5	7.4	7.2	7.2	7.2	7.1	7.1



- [] Ranking at each section and finish
- .-.- No data available at this section
- NA No data available



Horse/Jockey Name	Doona
Final Rank	10
Fastest Section Time (Section)	0:11.74 (1400m)
Top Speed [km/h] (Section)	65.7 (Overall)
Race State	Finished



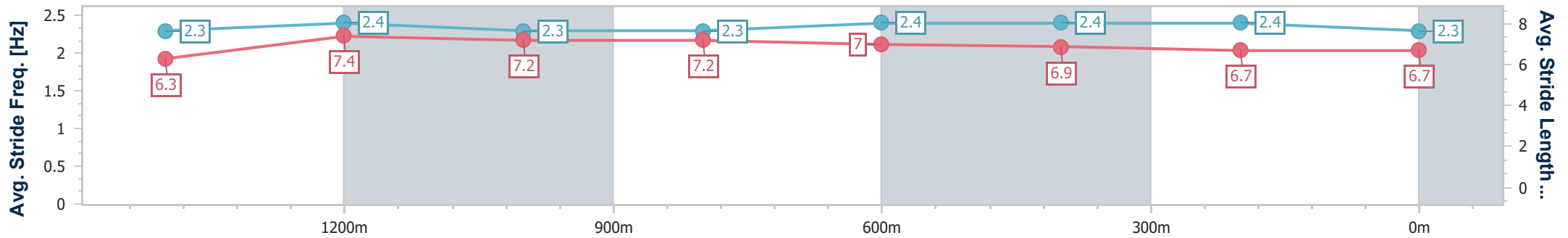
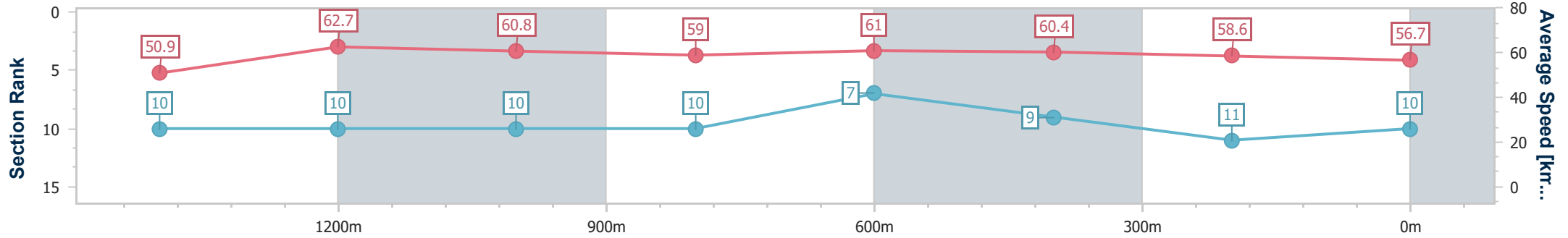
Toowoomba QLD Professional
Race 2: DIVERSIFIED FUEL SUPPLIES Class 1 Handicap - 1625m



14 September 2024 - 18:12

Track Rating: Good 4, Weather: Fine, Rail Position: True

Section	Overall	1400m	1200m	1000m	800m	600m	400m	200m					
Section Times	1:41.37 [10] (0:15.94)	1:25.43 [10] (0:11.74)	1:13.69 [10] (0:11.88)	1:01.81 [10] (0:12.37)	0:49.44 [10] (0:11.95)	0:37.49 [7] (0:12.25)	0:25.24 [9] (0:12.53)	0:12.71 [11] (0:12.71)					
Average Speed [km/h]	50.9	62.7	60.8	59.0	61.0	60.4	58.6	56.7					
Top Speed [km/h]	65.7	65.3	61.7	61.1	62.2	62.1	59.9	58.2					
Avg. Dist. to Rail [m]	5.0	3.8	3.6	3.3	4.7	5.5	5.1	5.2					
Avg. Stride Freq. [Hz]	2.3	2.4	2.3	2.3	2.4	2.4	2.4	2.3					
Avg. Stride Length [m]	6.3	7.4	7.2	7.2	7.0	6.9	6.7	6.7					



- [] Ranking at each section and finish
- .-.- No data available at this section
- NA No data available



Horse/Jockey Name	Sheer Reward
Final Rank	11
Fastest Section Time (Section)	0:11.79 (1400m)
Top Speed [km/h] (Section)	65.0 (Overall)
Race State	Finished



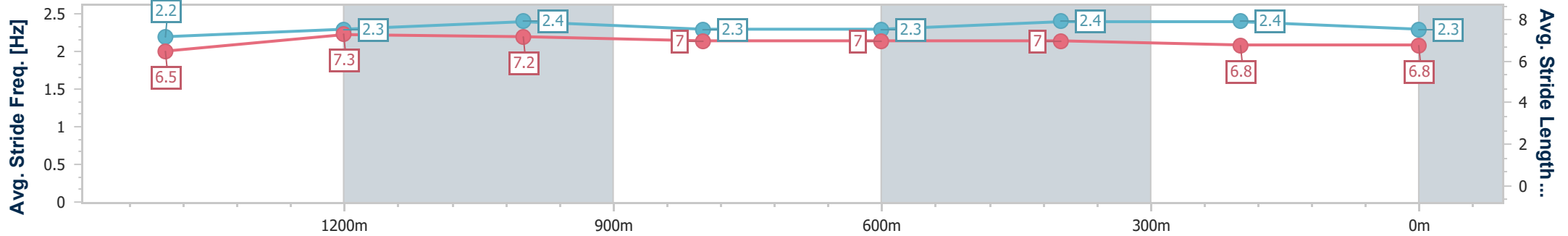
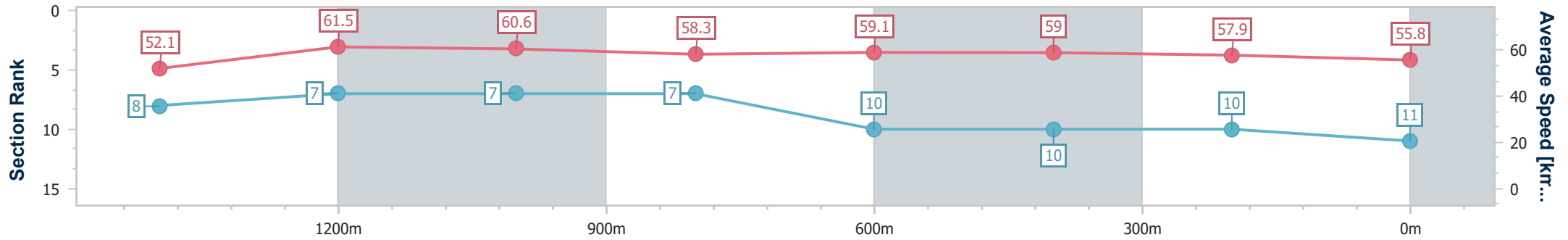
Toowoomba QLD Professional
Race 2: DIVERSIFIED FUEL SUPPLIES Class 1 Handicap - 1625m



14 September 2024 - 18:12

Track Rating: Good 4, Weather: Fine, Rail Position: True

Section	Overall	1400m	1200m	1000m	800m	600m	400m	200m
Section Times	1:41.54 [11] (0:15.63)	1:25.91 [8] (0:11.79)	1:14.12 [7] (0:11.86)	1:02.26 [7] (0:12.45)	0:49.81 [7] (0:12.23)	0:37.58 [10] (0:12.24)	0:25.34 [10] (0:12.41)	0:12.93 [10] (0:12.93)
Average Speed [km/h]	52.1	61.5	60.6	58.3	59.1	59.0	57.9	55.8
Top Speed [km/h]	65.0	64.4	62.1	61.4	61.2	59.7	59.0	58.1
Avg. Dist. to Rail [m]	3.2	1.2	1.4	2.0	1.1	0.5	0.3	1.0
Avg. Stride Freq. [Hz]	2.2	2.3	2.4	2.3	2.3	2.4	2.4	2.3
Avg. Stride Length [m]	6.5	7.3	7.2	7.0	7.0	7.0	6.8	6.8



- [] Ranking at each section and finish
- .-.- No data available at this section
- NA No data available



Horse/Jockey Name	Is Sweet
Final Rank	12
Fastest Section Time (Section)	0:11.66 (1400m)
Top Speed [km/h] (Section)	64.6 (Overall)
Race State	Finished



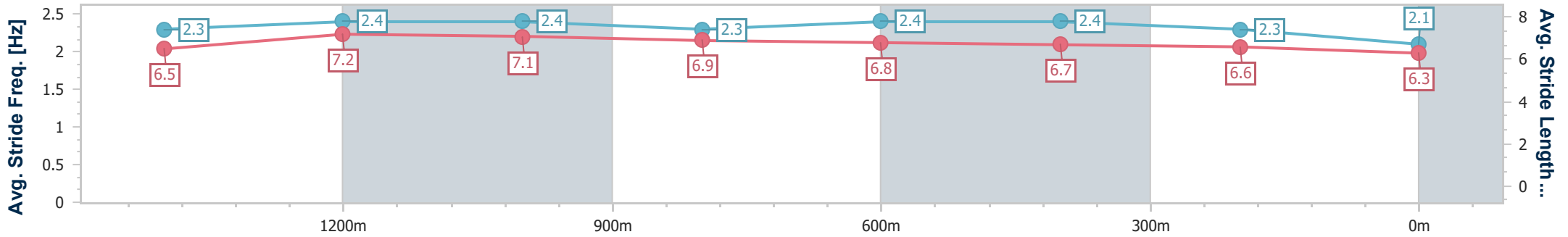
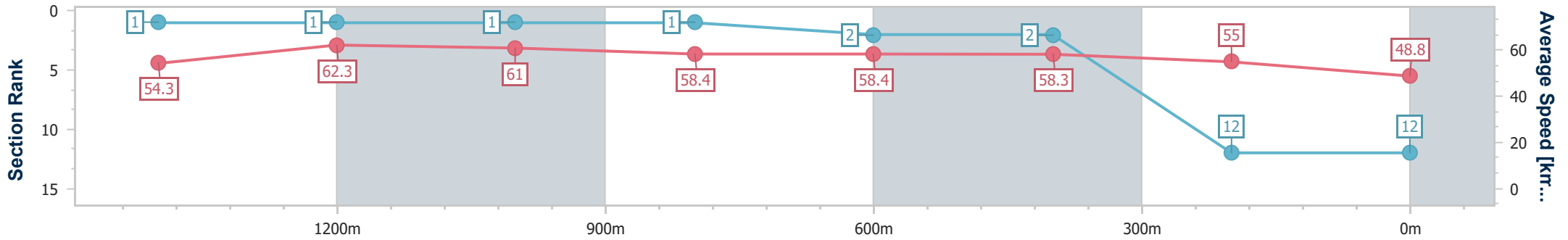
Toowoomba QLD Professional
Race 2: DIVERSIFIED FUEL SUPPLIES Class 1 Handicap - 1625m



14 September 2024 - 18:12

Track Rating: Good 4, Weather: Fine, Rail Position: True

Section	Overall	1400m	1200m	1000m	800m	600m	400m	200m
Section Times	1:43.64 [12] (0:15.07)	1:28.57 [1] (0:11.66)	1:16.91 [1] (0:11.85)	1:05.06 [1] (0:12.41)	0:52.65 [1] (0:12.39)	0:40.26 [2] (0:12.43)	0:27.83 [2] (0:13.08)	0:14.75 [12] (0:14.75)
Average Speed [km/h]	54.3	62.3	61.0	58.4	58.4	58.3	55.0	48.8
Top Speed [km/h]	64.6	63.8	62.5	59.7	59.2	59.2	56.4	53.8
Avg. Dist. to Rail [m]	7.4	1.8	4.2	2.4	0.9	0.8	0.4	0.9
Avg. Stride Freq. [Hz]	2.3	2.4	2.4	2.3	2.4	2.4	2.3	2.1
Avg. Stride Length [m]	6.5	7.2	7.1	6.9	6.8	6.7	6.6	6.3



- [] Ranking at each section and finish
- .-.- No data available at this section
- NA No data available



Toowoomba QLD Professional
Race 3: THE SELECTED SEEDS STATHI KATSIDIS BENCHMARK 72
Handicap - 1100m
14 September 2024 - 18:49



Track Rating: Good 4, Weather: Fine, Rail Position: True

Section		Overall	1000m	800m	600m	400m	200m	Last 600m					
Field Times		1:05.81 (0:07.99)	0:57.82 (0:11.41)	0:46.41 (0:11.49)	0:34.92 (0:11.36)	0:23.56 (0:11.50)	0:12.06 (0:12.06)	0:34.92					
Rank	TAB Horse/Jockey	Barrier	Top Speed [km/h]	Fastest Section									
					Margin	Distance Travelled [m]							
1	1 MAHBABY Olivia Kendal	2	65.8 400m	0:08.32 Overall	1:05.81 [1] (0:08.32)	0:57.49 [5] (0:11.84)	0:45.65 [7] (0:11.52)	0:34.13 [7] (0:11.35)	0:22.78 [7] (0:11.23)	0:11.55 [4] (0:11.55)	1:05.81	0:34.13	
2	2 END ASSEMBLY Landan Sykes	4	66.2 800m	0:08.36 Overall	1:05.99 [2] (0:08.36)	0:57.63 [6] (0:11.35)	0:46.28 [5] (0:11.27)	0:35.01 [3] (0:11.29)	0:23.72 [2] (0:11.48)	0:12.24 [1] (0:12.24)	1L	0:35.01	+1
3	7 SIR CARTER Matthew Gray	3	64.4 1000m	0:08.15 Overall	1:06.24 [3] (0:08.15)	0:58.09 [3] (0:11.41)	0:46.68 [3] (0:11.35)	0:35.33 [2] (0:11.51)	0:23.82 [3] (0:11.74)	0:12.08 [3] (0:12.08)	2.3L	0:35.33	-2
4	4 DARE TO SHARE Dylan Bennett	8	64.8 600m	0:08.08 Overall	1:06.37 [4] (0:08.08)	0:58.29 [2] (0:11.32)	0:46.97 [1] (0:11.49)	0:35.48 [1] (0:11.36)	0:24.12 [1] (0:11.69)	0:12.43 [2] (0:12.43)	2.8L	0:35.48	+2
5	6 COLPO DI TAMBURIO Madeleine Wishart	7	65.3 600m	0:07.99 Overall	1:06.74 [5] (0:07.99)	0:58.75 [1] (0:11.56)	0:47.19 [2] (0:11.56)	0:35.63 [5] (0:11.53)	0:24.10 [5] (0:11.77)	0:12.33 [6] (0:12.33)	4.8L	0:35.63	+3
6	3 BEAU WITNESS Alisha Donald	5	67.0 1000m	0:08.46 Overall	1:07.37 [6] (0:08.46)	0:58.91 [7] (0:11.23)	0:47.68 [4] (0:11.32)	0:36.36 [4] (0:11.45)	0:24.91 [4] (0:11.90)	0:13.01 [5] (0:13.01)	8.3L	0:36.36	+5
7	5 GRANITE PRINCE Kenji Yoshida	1	64.7 800m	0:08.22 Overall	1:07.79 [7] (0:08.22)	0:59.57 [4] (0:11.57)	0:48.00 [6] (0:11.47)	0:36.53 [6] (0:11.65)	0:24.88 [6] (0:12.12)	0:12.76 [7] (0:12.76)	10.6L	0:36.53	+1

Scratched: King Of The Jungle (#8), Point Break (#9)



Horse/Jockey Name	Mahbaby
Final Rank	1
Fastest Section Time (Section)	0:08.32 (Overall)
Top Speed [km/h] (Section)	65.8 (400m)
Race State	Finished



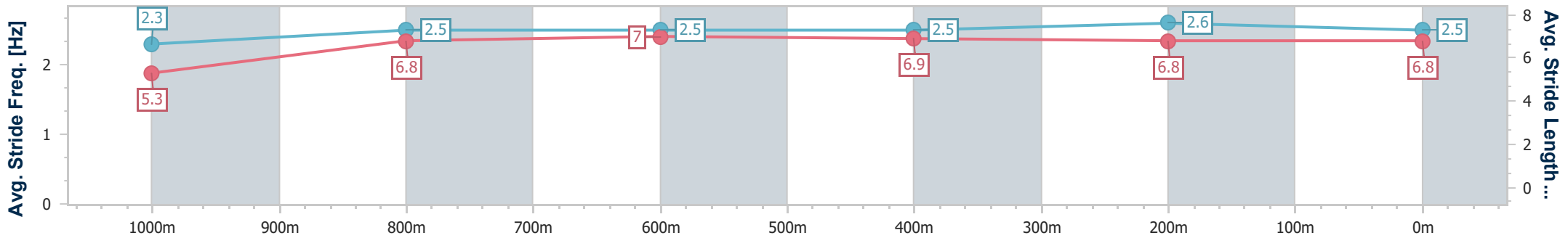
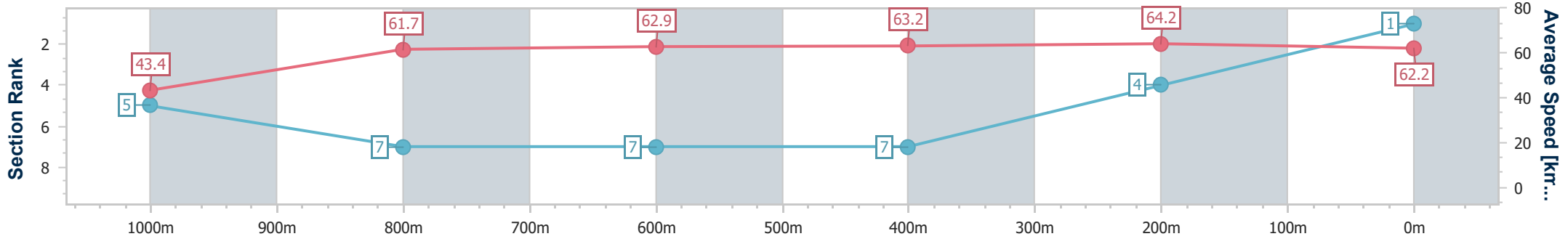
Toowoomba QLD Professional
 Race 3: THE SELECTED SEEDS STATHI KATSIDIS
 BENCHMARK 72 Handicap - 1100m



14 September 2024 - 18:49

Track Rating: Good 4, Weather: Fine, Rail Position: True

Section	Overall	1000m	800m	600m	400m	200m
Section Times	1:05.81 [1] (0:08.32)	0:57.49 [5] (0:11.84)	0:45.65 [7] (0:11.52)	0:34.13 [7] (0:11.35)	0:22.78 [7] (0:11.23)	0:11.55 [4] (0:11.55)
Average Speed [km/h]	43.4	61.7	62.9	63.2	64.2	62.2
Top Speed [km/h]	59.9	62.8	63.7	64.4	65.8	63.7
Avg. Dist. to Rail [m]	9.4	4.7	1.5	0.9	1.4	2.5
Avg. Stride Freq. [Hz]	2.3	2.5	2.5	2.5	2.6	2.5
Avg. Stride Length [m]	5.3	6.8	7.0	6.9	6.8	6.8



- [] Ranking at each section and finish
- .-.- No data available at this section
- NA No data available



Horse/Jockey Name	End Assembly
Final Rank	2
Fastest Section Time (Section)	0:08.36 (Overall)
Top Speed [km/h] (Section)	66.2 (800m)
Race State	Finished



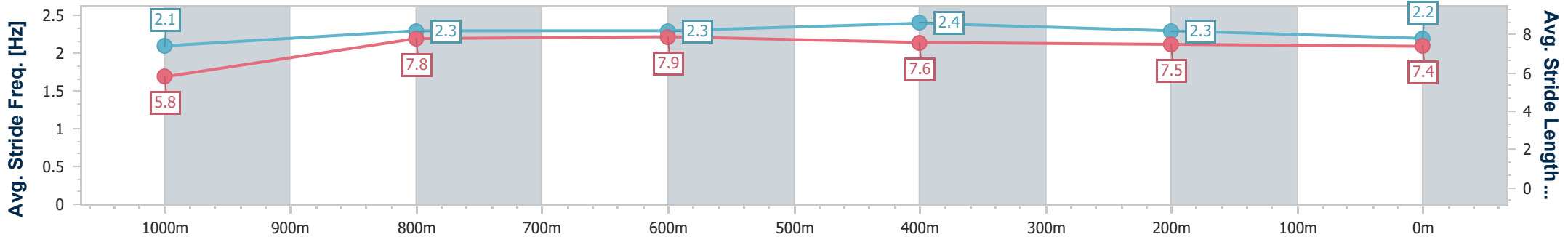
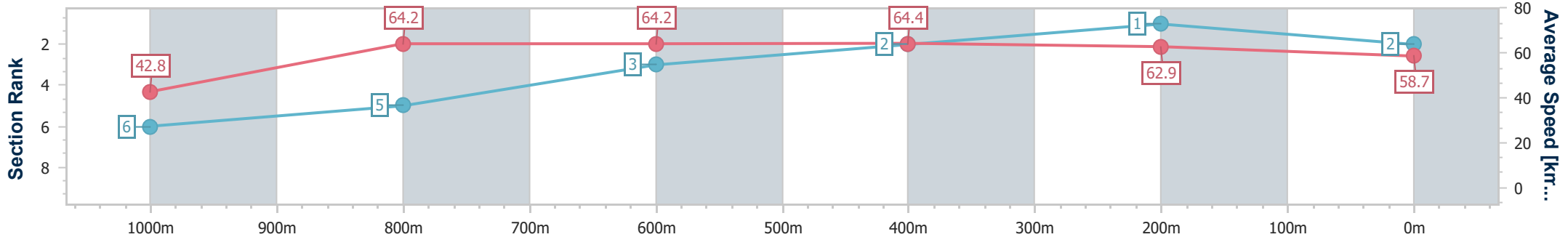
Toowoomba QLD Professional
 Race 3: THE SELECTED SEEDS STATHI KATSIDIS
 BENCHMARK 72 Handicap - 1100m



14 September 2024 - 18:49

Track Rating: Good 4, Weather: Fine, Rail Position: True

Section	Overall	1000m	800m	600m	400m	200m
Section Times	1:05.99 [2] (0:08.36)	0:57.63 [6] (0:11.35)	0:46.28 [5] (0:11.27)	0:35.01 [3] (0:11.29)	0:23.72 [2] (0:11.48)	0:12.24 [1] (0:12.24)
Average Speed [km/h]	42.8	64.2	64.2	64.4	62.9	58.7
Top Speed [km/h]	61.6	65.7	66.2	66.2	64.0	62.0
Avg. Dist. to Rail [m]	6.4	2.4	2.6	1.9	0.5	1.7
Avg. Stride Freq. [Hz]	2.1	2.3	2.3	2.4	2.3	2.2
Avg. Stride Length [m]	5.8	7.8	7.9	7.6	7.5	7.4



- [] Ranking at each section and finish
- .-.- No data available at this section
- NA No data available



Horse/Jockey Name	Sir Carter
Final Rank	3
Fastest Section Time (Section)	0:08.15 (Overall)
Top Speed [km/h] (Section)	64.4 (1000m)
Race State	Finished



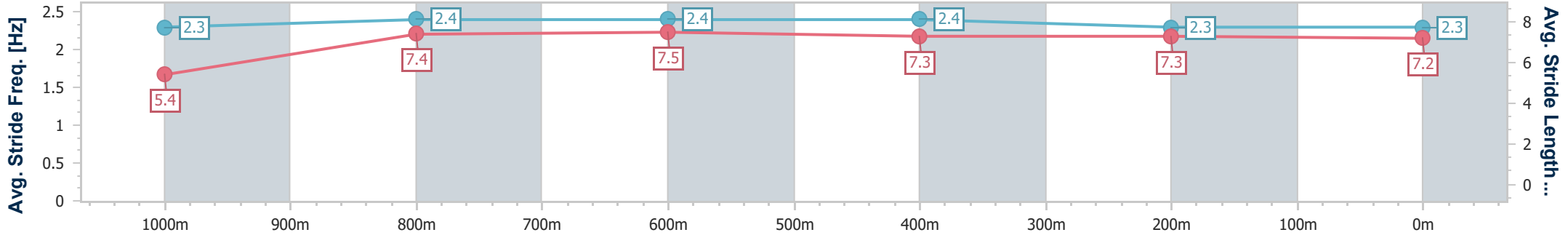
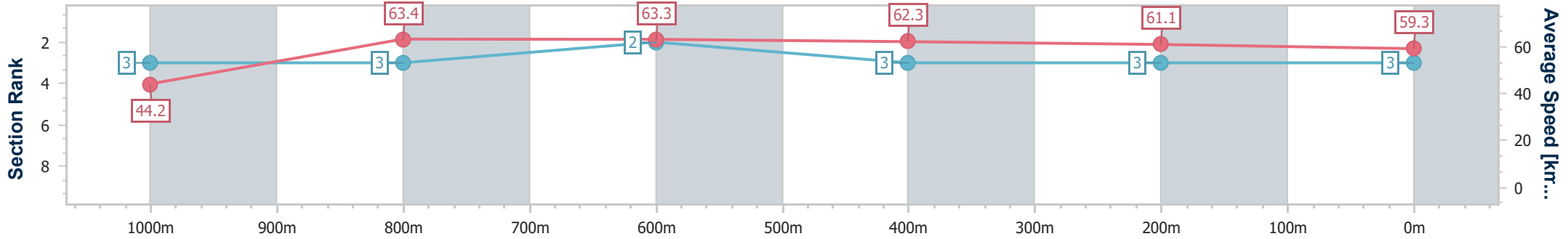
Toowoomba QLD Professional
Race 3: THE SELECTED SEEDS STATHI KATSIDIS
BENCHMARK 72 Handicap - 1100m



14 September 2024 - 18:49

Track Rating: Good 4, Weather: Fine, Rail Position: True

Section	Overall	1000m	800m	600m	400m	200m
Section Times	1:06.24 [3] (0:08.15)	0:58.09 [3] (0:11.41)	0:46.68 [3] (0:11.35)	0:35.33 [2] (0:11.51)	0:23.82 [3] (0:11.74)	0:12.08 [3] (0:12.08)
Average Speed [km/h]	44.2	63.4	63.3	62.3	61.1	59.3
Top Speed [km/h]	62.8	64.4	64.3	64.1	62.1	60.5
Avg. Dist. to Rail [m]	7.1	1.9	0.5	0.7	0.7	0.7
Avg. Stride Freq. [Hz]	2.3	2.4	2.4	2.4	2.3	2.3
Avg. Stride Length [m]	5.4	7.4	7.5	7.3	7.3	7.2



- [] Ranking at each section and finish
- .-.- No data available at this section
- NA No data available



Horse/Jockey Name	Dare To Share
Final Rank	4
Fastest Section Time (Section)	0:08.08 (Overall)
Top Speed [km/h] (Section)	64.8 (600m)
Race State	Finished



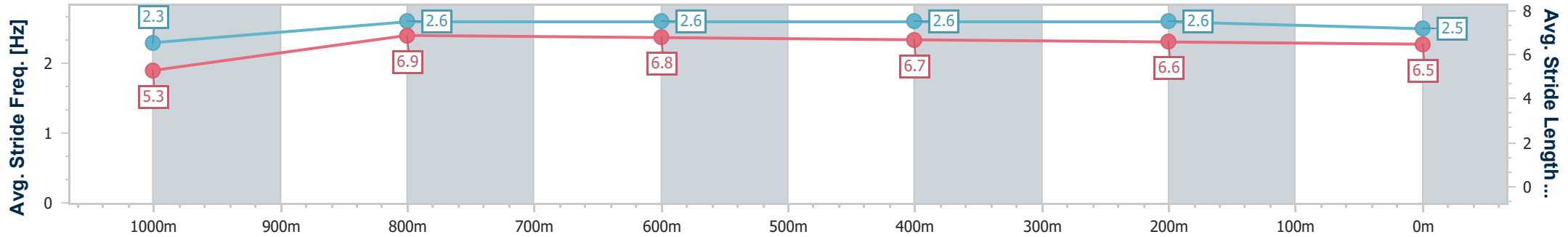
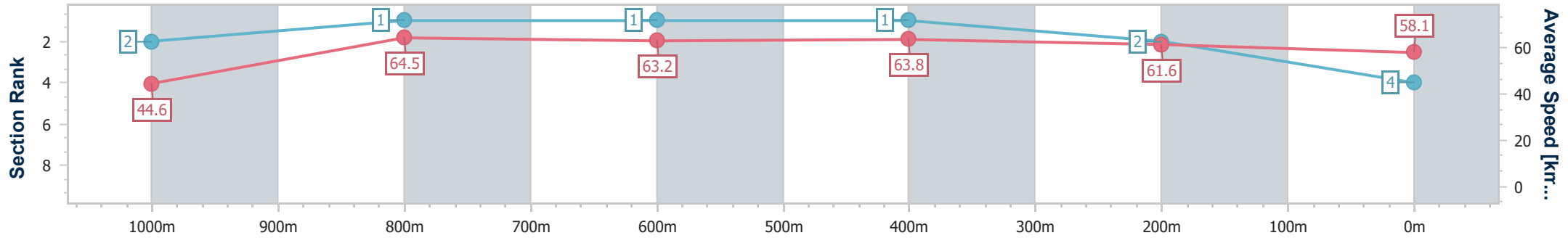
Toowoomba QLD Professional
Race 3: THE SELECTED SEEDS STATHI KATSIDIS
BENCHMARK 72 Handicap - 1100m



14 September 2024 - 18:49

Track Rating: Good 4, Weather: Fine, Rail Position: True

Section	Overall	1000m	800m	600m	400m	200m
Section Times	1:06.37 [4] (0:08.08)	0:58.29 [2] (0:11.32)	0:46.97 [1] (0:11.49)	0:35.48 [1] (0:11.36)	0:24.12 [1] (0:11.69)	0:12.43 [2] (0:12.43)
Average Speed [km/h]	44.6	64.5	63.2	63.8	61.6	58.1
Top Speed [km/h]	62.7	64.7	64.2	64.8	64.1	59.5
Avg. Dist. to Rail [m]	9.4	4.0	2.8	1.5	0.4	2.0
Avg. Stride Freq. [Hz]	2.3	2.6	2.6	2.6	2.6	2.5
Avg. Stride Length [m]	5.3	6.9	6.8	6.7	6.6	6.5



- [] Ranking at each section and finish
- .-.- No data available at this section
- NA No data available



Horse/Jockey Name	Colpo Di Tamburo
Final Rank	5
Fastest Section Time (Section)	0:07.99 (Overall)
Top Speed [km/h] (Section)	65.3 (600m)
Race State	Finished



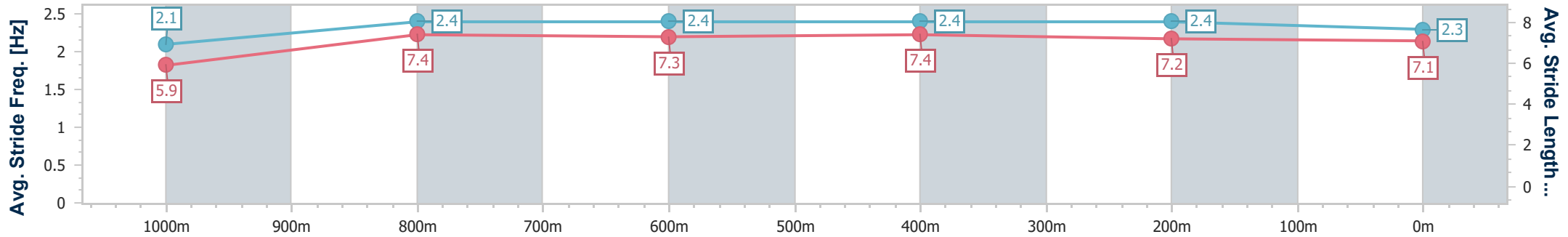
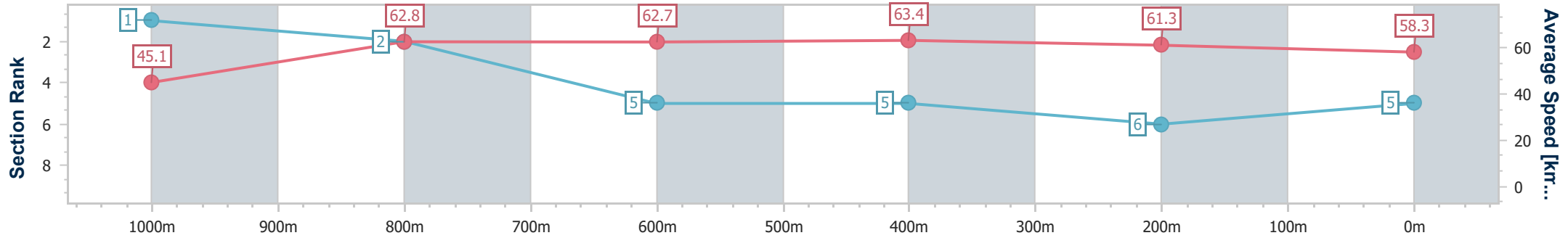
Toowoomba QLD Professional
Race 3: THE SELECTED SEEDS STATHI KATSIDIS
BENCHMARK 72 Handicap - 1100m



14 September 2024 - 18:49

Track Rating: Good 4, Weather: Fine, Rail Position: True

Section	Overall	1000m	800m	600m	400m	200m
Section Times	1:06.74 [5] (0:07.99)	0:58.75 [1] (0:11.56)	0:47.19 [2] (0:11.56)	0:35.63 [5] (0:11.53)	0:24.10 [5] (0:11.77)	0:12.33 [6] (0:12.33)
Average Speed [km/h]	45.1	62.8	62.7	63.4	61.3	58.3
Top Speed [km/h]	61.5	64.0	63.7	65.3	62.3	60.2
Avg. Dist. to Rail [m]	8.0	3.0	2.7	2.3	1.1	0.7
Avg. Stride Freq. [Hz]	2.1	2.4	2.4	2.4	2.4	2.3
Avg. Stride Length [m]	5.9	7.4	7.3	7.4	7.2	7.1



- [] Ranking at each section and finish
- .-.- No data available at this section
- NA No data available



Horse/Jockey Name	Beau Witness
Final Rank	6
Fastest Section Time (Section)	0:08.46 (Overall)
Top Speed [km/h] (Section)	67.0 (1000m)
Race State	Finished



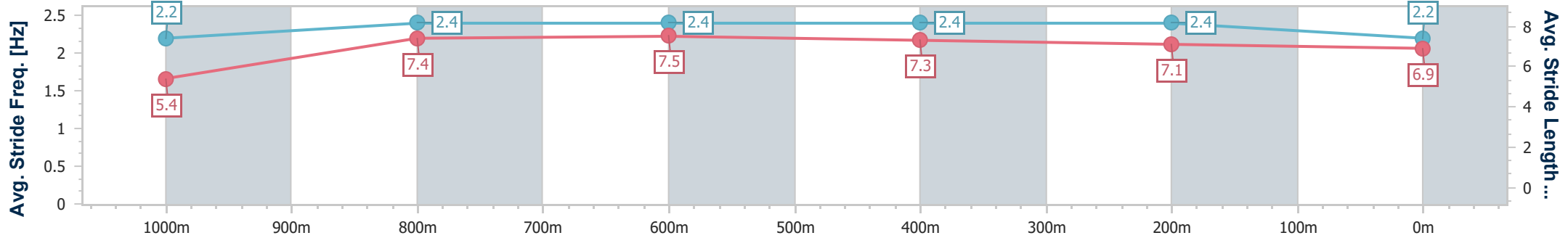
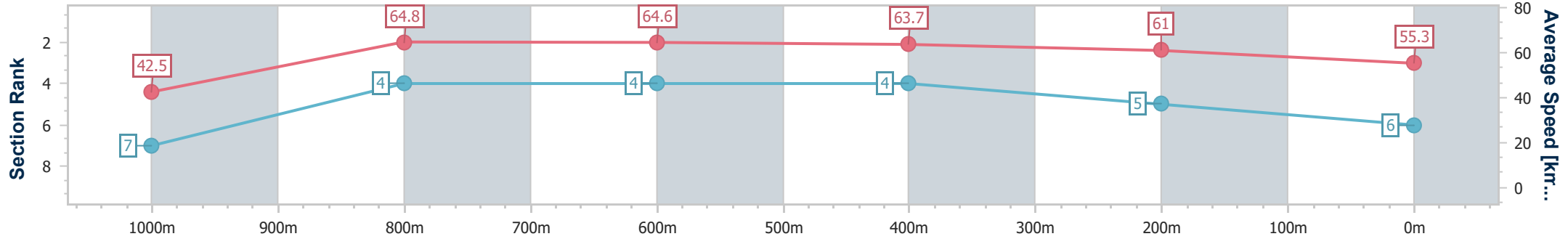
Toowoomba QLD Professional
 Race 3: THE SELECTED SEEDS STATHI KATSIDIS
 BENCHMARK 72 Handicap - 1100m



14 September 2024 - 18:49

Track Rating: Good 4, Weather: Fine, Rail Position: True

Section	Overall	1000m	800m	600m	400m	200m
Section Times	1:07.37 [6] (0:08.46)	0:58.91 [7] (0:11.23)	0:47.68 [4] (0:11.32)	0:36.36 [4] (0:11.45)	0:24.91 [4] (0:11.90)	0:13.01 [5] (0:13.01)
Average Speed [km/h]	42.5	64.8	64.6	63.7	61.0	55.3
Top Speed [km/h]	61.9	67.0	65.6	65.6	63.4	58.0
Avg. Dist. to Rail [m]	7.4	3.1	4.1	2.7	1.9	1.7
Avg. Stride Freq. [Hz]	2.2	2.4	2.4	2.4	2.4	2.2
Avg. Stride Length [m]	5.4	7.4	7.5	7.3	7.1	6.9



- [] Ranking at each section and finish
- .-.- No data available at this section
- NA No data available



Horse/Jockey Name	Granite Prince
Final Rank	7
Fastest Section Time (Section)	0:08.22 (Overall)
Top Speed [km/h] (Section)	64.7 (800m)
Race State	Finished



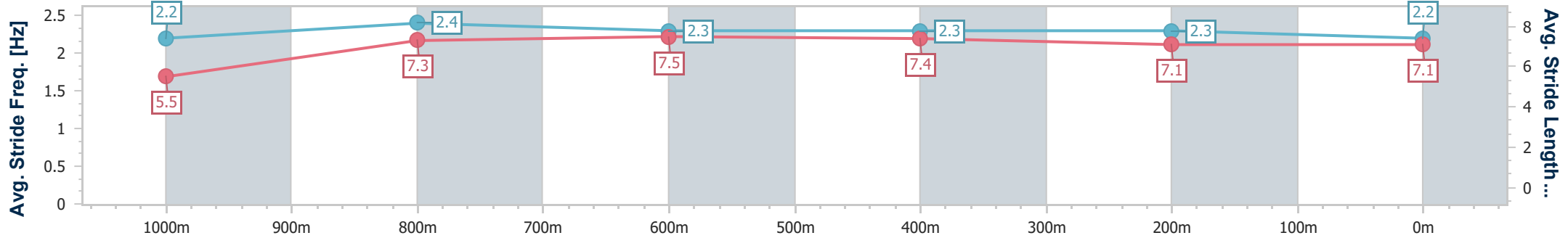
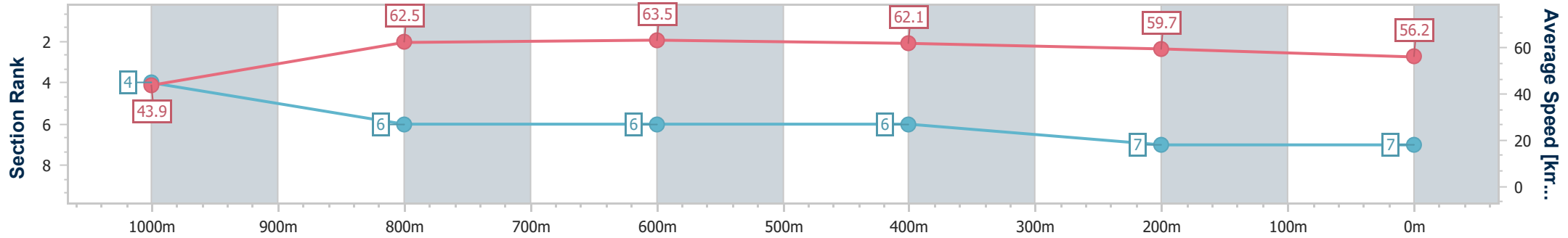
Toowoomba QLD Professional
 Race 3: THE SELECTED SEEDS STATHI KATSIDIS
 BENCHMARK 72 Handicap - 1100m



14 September 2024 - 18:49

Track Rating: Good 4, Weather: Fine, Rail Position: True

Section	Overall	1000m	800m	600m	400m	200m
Section Times	1:07.79 [7] (0:08.22)	0:59.57 [4] (0:11.57)	0:48.00 [6] (0:11.47)	0:36.53 [6] (0:11.65)	0:24.88 [6] (0:12.12)	0:12.76 [7] (0:12.76)
Average Speed [km/h]	43.9	62.5	63.5	62.1	59.7	56.2
Top Speed [km/h]	59.2	63.8	64.7	63.2	61.2	58.5
Avg. Dist. to Rail [m]	4.5	1.7	3.0	1.6	0.3	0.3
Avg. Stride Freq. [Hz]	2.2	2.4	2.3	2.3	2.3	2.2
Avg. Stride Length [m]	5.5	7.3	7.5	7.4	7.1	7.1



- [] Ranking at each section and finish
- .-.- No data available at this section
- NA No data available



Toowoomba QLD Professional
Race 4: FLORENCE & MARABEL PINK RIBBON CUP BENCHMARK 58
Handicap - 1300m
14 September 2024 - 19:22



Track Rating: Good 4, Weather: Fine, Rail Position: True

Section												Last 600m	
Field Times		Overall	1200m	1000m	800m	600m	400m						
		1:19.91 (0:08.29)	1:11.62 (0:11.20)	1:00.42 (0:11.41)	0:49.01 (0:11.81)	0:37.20 (0:12.10)	0:25.10 (0:12.31)						0:37.20
Rank	TAB	Horse/Jockey	Barrier	Top Speed [km/h]	Fastest Section								Distance Travelled [m]
1	1	PRIVATE BANKER Dylan Bennett	8	66.3 1200m	0:08.62 Overall	1:19.91 [1] (0:08.62)	1:11.29 [7] (0:11.13)	1:00.16 [5] (0:11.33)	0:48.83 [2] (0:11.73)	0:37.10 [2] (0:12.00)	0:25.10 [1] (0:12.31)	0:37.10	
2	11	MRS GOSSIP Olivia Kendal	6	66.0 1200m	0:08.29 Overall	1:19.97 [2] (0:08.29)	1:11.68 [1] (0:11.36)	1:00.32 [4] (0:11.86)	0:48.46 [6] (0:12.04)	0:36.42 [6] (0:12.09)	0:24.33 [7] (0:12.12)	0:36.42	+2
3	16	MUST BE THE MONEY Micheal Hellyer	5	66.1 1200m	0:08.54 Overall	1:20.19 [3] (0:08.54)	1:11.65 [6] (0:11.28)	1:00.37 [6] (0:11.65)	0:48.72 [5] (0:11.87)	0:36.85 [5] (0:11.98)	0:24.87 [5] (0:12.25)	0:36.85	-3
4	12	SHEZA CHIQUITITA Kenji Yoshida	3	65.3 1200m	0:08.32 Overall	1:20.19 [4] (0:08.32)	1:11.87 [2] (0:11.32)	1:00.55 [3] (0:11.65)	0:48.90 [4] (0:11.92)	0:36.98 [4] (0:11.96)	0:25.02 [3] (0:12.36)	0:36.98	-2
5	10	RADIANT QUEEN Alisha Donald	14	64.9 1200m	0:09.19 Overall	1:20.45 [5] (0:09.19)	1:11.26 [11] (0:11.31)	0:59.95 [11] (0:11.91)	0:48.04 [11] (0:11.86)	0:36.18 [12] (0:11.96)	0:24.22 [11] (0:12.08)	0:36.18	-3
6	7	IMPERIONESS Les Tilley	16	66.6 1200m	0:08.43 Overall	1:20.52 [6] (0:08.43)	1:12.09 [5] (0:11.06)	1:01.03 [1] (0:11.41)	0:49.62 [1] (0:11.81)	0:37.81 [1] (0:12.18)	0:25.63 [2] (0:12.49)	0:37.81	+3
7	5	DOWN THE BARREL Luke Tarrant	9	64.5 1200m	0:08.84 Overall	1:20.84 [7] (0:08.84)	1:12.00 [10] (0:11.38)	1:00.62 [10] (0:11.82)	0:48.80 [9] (0:12.00)	0:36.80 [10] (0:11.88)	0:24.92 [8] (0:12.19)	0:36.80	-4
8	14	BULL DIMPLE RUM Justin Stanley	4	65.9 1200m	0:08.82 Overall	1:20.87 [8] (0:08.82)	1:12.05 [9] (0:11.24)	1:00.81 [8] (0:11.75)	0:49.06 [8] (0:11.84)	0:37.22 [7] (0:11.85)	0:25.37 [6] (0:12.17)	0:37.22	-3
9	6	COBURG Landan Sykes	2	65.4 1200m	0:08.37 Overall	1:21.48 [9] (0:08.37)	1:13.11 [3] (0:11.17)	1:01.94 [2] (0:11.62)	0:50.32 [3] (0:11.92)	0:38.40 [3] (0:12.14)	0:26.26 [4] (0:12.61)	0:38.40	-5
10	17	TEQUILA NIGHTS Nozi Tomizawa	10	63.9 1200m	0:08.39 Overall	1:21.52 [10] (0:08.39)	1:13.13 [4] (0:11.50)	1:01.63 [7] (0:11.87)	0:49.76 [7] (0:12.12)	0:37.64 [8] (0:12.07)	0:25.57 [9] (0:12.39)	0:37.64	-1

Scratched: Midnight Boom (#15), Picador (#3), Union Spirit (#4), Planned Encounter (#9), Jubilant (#8)

[] Ranking at each section and finish
 -:-:- No data available at this section
 NA No data available
 SCN Saddle cloth number
 DNF Did not finish
 DNT Did not track



Toowoomba QLD Professional
Race 4: FLORENCE & MARABEL PINK RIBBON CUP BENCHMARK 58
Handicap - 1300m
14 September 2024 - 19:22



Track Rating: Good 4, Weather: Fine, Rail Position: True

Section	Overall	1200m	1000m	800m	600m	400m	Last 600m
Field Times	1:19.91 (0:08.29)	1:11.62 (0:11.20)	1:00.42 (0:11.41)	0:49.01 (0:11.81)	0:37.20 (0:12.10)	0:25.10 (0:12.31)	0:37.20

Rank	TAB	Horse/Jockey	Barrier	Top Speed [km/h]	Fastest Section	Overall	1200m	1000m	800m	600m	400m	Last 600m	Distance Travelled [m]
11	2	BARRYMORE Karl Zechner	12	65.3 1200m	0:08.79 Overall	1:22.04 [11] (0:08.79)	1:13.25 [8] (0:11.38)	1:01.87 [9] (0:11.93)	0:49.94 [10] (0:11.91)	0:38.03 [9] (0:12.08)	0:25.95 [10] (0:12.71)	0:38.03	+1
12	13	PERFECT POINT Nathan Evans	1	65.8 1200m	0:09.42 Overall	1:22.21 [12] (0:09.42)	1:12.79 [12] (0:11.25)	1:01.54 [12] (0:11.81)	0:49.73 [12] (0:11.77)	0:37.96 [11] (0:12.18)	0:25.78 [12] (0:12.61)	0:37.96	+0

Scratched: Midnight Boom (#15), Picador (#3), Union Spirit (#4), Planned Encounter (#9), Jubilant (#8)

[] Ranking at each section and finish
 -:-:- No data available at this section
 NA No data available

SCN Saddle cloth number
 DNF Did not finish
 DNT Did not track



Toowoomba QLD Professional
Race 4: FLORENCE & MARABEL PINK RIBBON CUP BENCHMARK 58
 Handicap - 1300m
 14 September 2024 - 19:22



Track Rating: Good 4, Weather: Fine, Rail Position: True

Section				200m				Last 600m	
Field Times				0:12.79 (0:12.79)				0:37.20	
Rank	TAB	Horse/Jockey	Barrier	Top Speed [km/h]	Fastest Section	Margin			Distance Travelled [m]
1	1	PRIVATE BANKER Dylan Bennett	8	66.3 1200m	0:08.62 Overall	0:12.79 [1] (0:12.79)	1:19.91		0:37.10
2	11	MRS GOSSIP Olivia Kendal	6	66.0 1200m	0:08.29 Overall	0:12.21 [6] (0:12.21)	0.3L		0:36.42 +2
3	16	MUST BE THE MONEY Micheal Hellyer	5	66.1 1200m	0:08.54 Overall	0:12.62 [4] (0:12.62)	1.6L		0:36.85 -3
4	12	SHEZA CHIQUITITA Kenji Yoshida	3	65.3 1200m	0:08.32 Overall	0:12.66 [3] (0:12.66)	1.7L		0:36.98 -2
5	10	RADIANT QUEEN Alisha Donald	14	64.9 1200m	0:09.19 Overall	0:12.14 [9] (0:12.14)	3.2L		0:36.18 -3
6	7	IMPERIONESS Les Tilley	16	66.6 1200m	0:08.43 Overall	0:13.14 [2] (0:13.14)	3.5L		0:37.81 +3
7	5	DOWN THE BARREL Luke Tarrant	9	64.5 1200m	0:08.84 Overall	0:12.73 [8] (0:12.73)	5.3L		0:36.80 -4
8	14	BULL DIMPLE RUM Justin Stanley	4	65.9 1200m	0:08.82 Overall	0:13.20 [5] (0:13.20)	5.5L		0:37.22 -3
9	6	COBURG Landan Sykes	2	65.4 1200m	0:08.37 Overall	0:13.65 [7] (0:13.65)	9L		0:38.40 -5
10	17	TEQUILA NIGHTS Nozi Tomizawa	10	63.9 1200m	0:08.39 Overall	0:13.18 [10] (0:13.18)	9.2L		0:37.64 -1

Scratched: Midnight Boom (#15), Picador (#3), Union Spirit (#4), Planned Encounter (#9), Jubilant (#8)

[] Ranking at each section and finish
 -:-:- No data available at this section
 NA No data available

SCN Saddle cloth number
 DNF Did not finish
 DNT Did not track



Toowoomba QLD Professional
Race 4: FLORENCE & MARABEL PINK RIBBON CUP BENCHMARK 58
 Handicap - 1300m
 14 September 2024 - 19:22



Track Rating: Good 4, Weather: Fine, Rail Position: True

Section				200m				Last 600m		
Field Times				0:12.79 (0:12.79)				0:37.20		
Rank	TAB	Horse/Jockey	Barrier	Top Speed [km/h]	Fastest Section	Margin			Distance Travelled [m]	
11	2	BARRYMORE	12	65.3	0:08.79	0:13.24 [11]	12.2L		0:38.03	+1
		Karl Zechner		1200m	Overall	(0:13.24)				
12	13	PERFECT POINT	1	65.8	0:09.42	0:13.17 [12]	13.2L		0:37.96	+0
		Nathan Evans		1200m	Overall	(0:13.17)				

Scratched: Midnight Boom (#15), Picador (#3), Union Spirit (#4), Planned Encounter (#9), Jubilant (#8)

[] Ranking at each section and finish
 -:-:- No data available at this section
 NA No data available

SCN Saddle cloth number
 DNF Did not finish
 DNT Did not track



Horse/Jockey Name	Private Banker
Final Rank	1
Fastest Section Time (Section)	0:08.62 (Overall)
Top Speed [km/h] (Section)	66.3 (1200m)
Race State	Finished



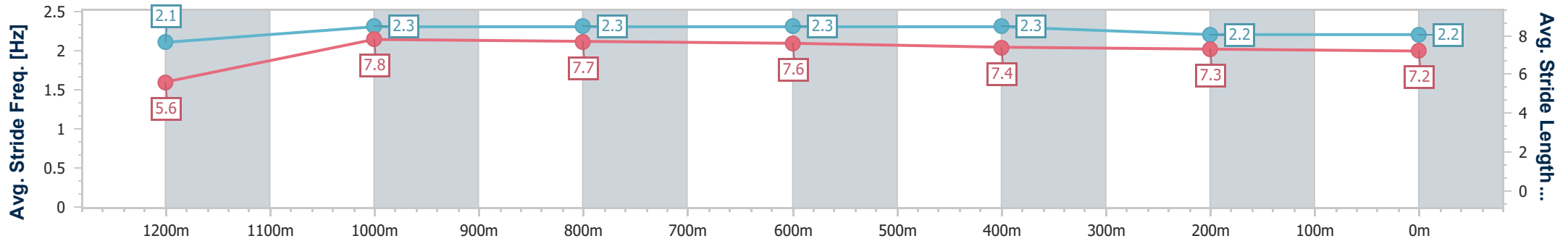
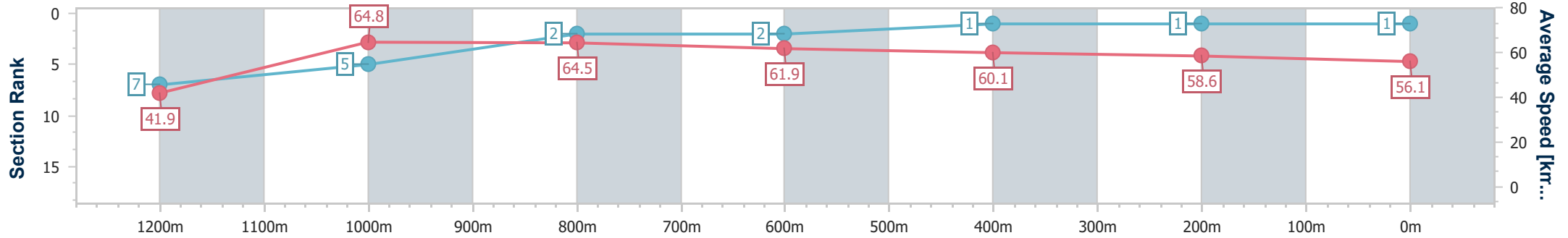
Toowoomba QLD Professional
Race 4: FLORENCE & MARABEL PINK RIBBON CUP
BENCHMARK 58 Handicap - 1300m



14 September 2024 - 19:22

Track Rating: Good 4, Weather: Fine, Rail Position: True

Section	Overall	1200m	1000m	800m	600m	400m	200m
Section Times	1:19.91 [1] (0:08.62)	1:11.29 [7] (0:11.13)	1:00.16 [5] (0:11.33)	0:48.83 [2] (0:11.73)	0:37.10 [2] (0:12.00)	0:25.10 [1] (0:12.31)	0:12.79 [1] (0:12.79)
Average Speed [km/h]	41.9	64.8	64.5	61.9	60.1	58.6	56.1
Top Speed [km/h]	61.6	66.3	65.6	63.1	62.2	59.5	57.8
Avg. Dist. to Rail [m]	8.6	7.0	5.3	2.1	0.5	0.6	1.5
Avg. Stride Freq. [Hz]	2.1	2.3	2.3	2.3	2.3	2.2	2.2
Avg. Stride Length [m]	5.6	7.8	7.7	7.6	7.4	7.3	7.2



- [] Ranking at each section and finish
- .-.- No data available at this section
- NA No data available



Horse/Jockey Name	Mrs Gossip
Final Rank	2
Fastest Section Time (Section)	0:08.29 (Overall)
Top Speed [km/h] (Section)	66.0 (1200m)
Race State	Finished



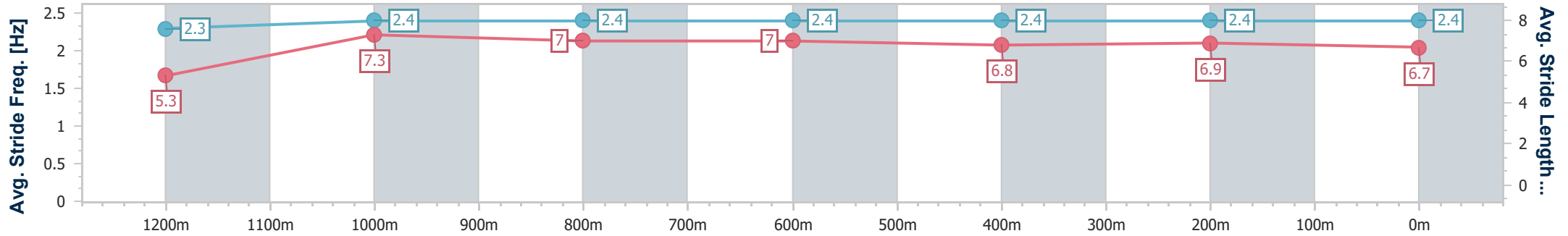
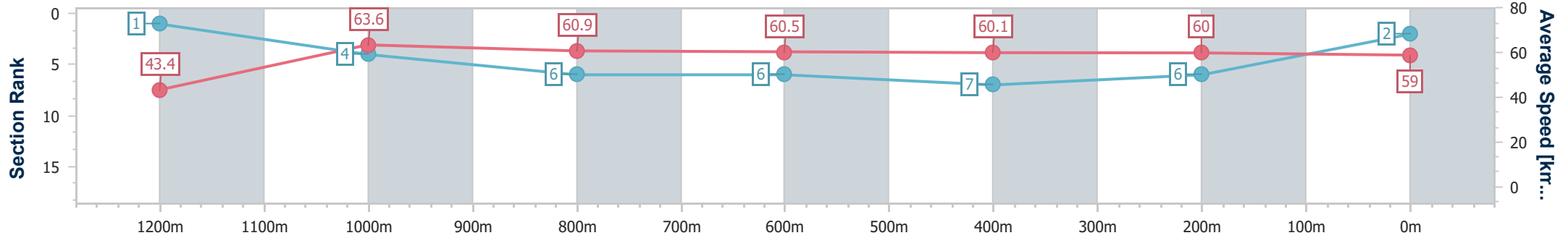
Toowoomba QLD Professional
 Race 4: FLORENCE & MARABEL PINK RIBBON CUP
 BENCHMARK 58 Handicap - 1300m



14 September 2024 - 19:22

Track Rating: Good 4, Weather: Fine, Rail Position: True

Section	Overall	1200m	1000m	800m	600m	400m	200m
Section Times	1:19.97 [2] (0:08.29)	1:11.68 [1] (0:11.36)	1:00.32 [4] (0:11.86)	0:48.46 [6] (0:12.04)	0:36.42 [6] (0:12.09)	0:24.33 [7] (0:12.12)	0:12.21 [6]
Average Speed [km/h]	43.4	63.6	60.9	60.5	60.1	60.0	59.0
Top Speed [km/h]	61.7	66.0	62.5	62.0	61.6	60.5	60.0
Avg. Dist. to Rail [m]	8.3	4.5	2.8	2.6	1.9	2.3	3.8
Avg. Stride Freq. [Hz]	2.3	2.4	2.4	2.4	2.4	2.4	2.4
Avg. Stride Length [m]	5.3	7.3	7.0	7.0	6.8	6.9	6.7



- [] Ranking at each section and finish
- .-.- No data available at this section
- NA No data available



Horse/Jockey Name	Must Be The Money
Final Rank	3
Fastest Section Time (Section)	0:08.54 (Overall)
Top Speed [km/h] (Section)	66.1 (1200m)
Race State	Finished



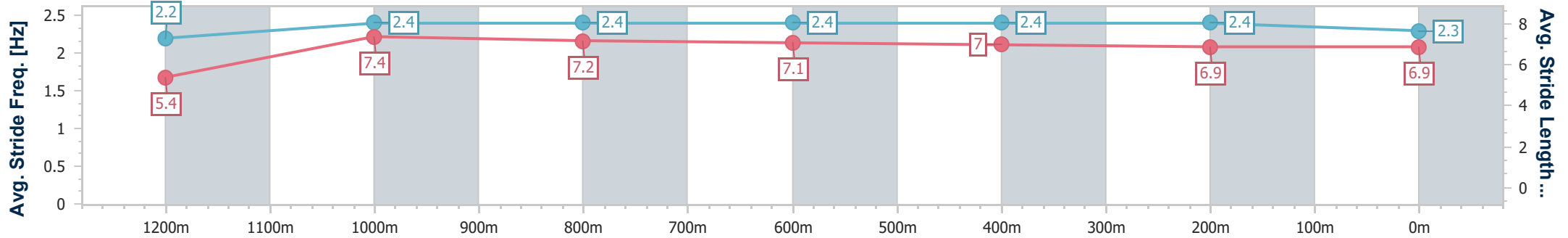
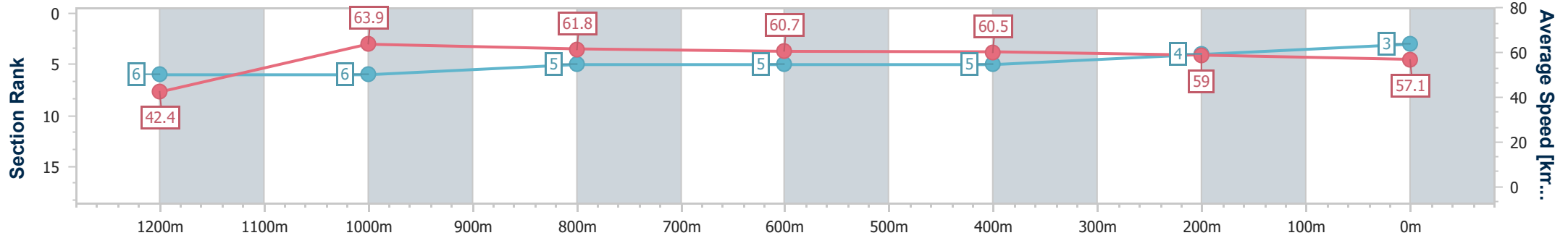
Toowoomba QLD Professional
Race 4: FLORENCE & MARABEL PINK RIBBON CUP
BENCHMARK 58 Handicap - 1300m



14 September 2024 - 19:22

Track Rating: Good 4, Weather: Fine, Rail Position: True

Section	Overall	1200m	1000m	800m	600m	400m	200m
Section Times	1:20.19 [3] (0:08.54)	1:11.65 [6] (0:11.28)	1:00.37 [6] (0:11.65)	0:48.72 [5] (0:11.87)	0:36.85 [5] (0:11.98)	0:24.87 [5] (0:12.25)	0:12.62 [4] (0:12.62)
Average Speed [km/h]	42.4	63.9	61.8	60.7	60.5	59.0	57.1
Top Speed [km/h]	60.4	66.1	64.0	61.9	61.6	60.4	58.1
Avg. Dist. to Rail [m]	6.2	2.6	0.9	0.5	0.5	1.7	2.5
Avg. Stride Freq. [Hz]	2.2	2.4	2.4	2.4	2.4	2.4	2.3
Avg. Stride Length [m]	5.4	7.4	7.2	7.1	7.0	6.9	6.9



- [] Ranking at each section and finish
- .-.- No data available at this section
- NA No data available



Horse/Jockey Name	Sheza Chiquitita
Final Rank	4
Fastest Section Time (Section)	0:08.32 (Overall)
Top Speed [km/h] (Section)	65.3 (1200m)
Race State	Finished



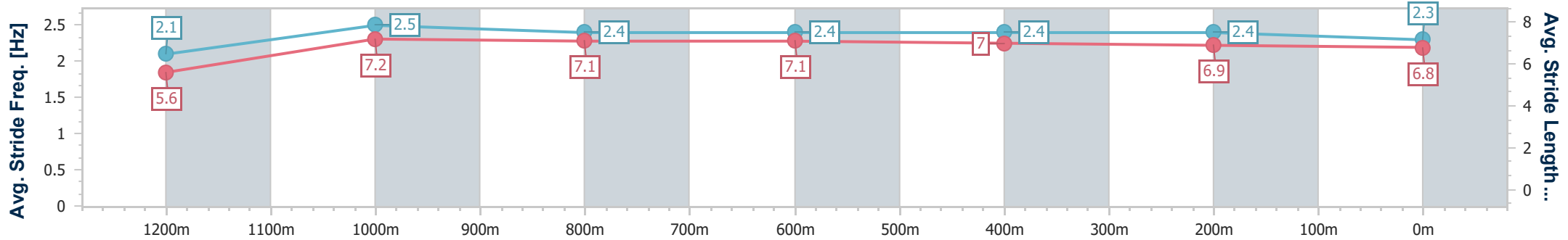
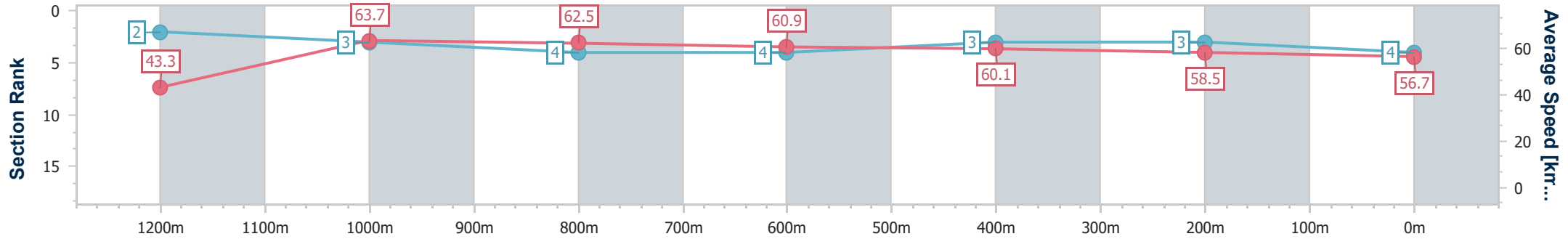
Toowoomba QLD Professional
Race 4: FLORENCE & MARABEL PINK RIBBON CUP
BENCHMARK 58 Handicap - 1300m



14 September 2024 - 19:22

Track Rating: Good 4, Weather: Fine, Rail Position: True

Section	Overall	1200m	1000m	800m	600m	400m	200m
Section Times	1:20.19 [4] (0:08.32)	1:11.87 [2] (0:11.32)	1:00.55 [3] (0:11.65)	0:48.90 [4] (0:11.92)	0:36.98 [4] (0:11.96)	0:25.02 [3] (0:12.36)	0:12.66 [3] (0:12.66)
Average Speed [km/h]	43.3	63.7	62.5	60.9	60.1	58.5	56.7
Top Speed [km/h]	62.8	65.3	64.1	62.1	62.1	58.9	57.6
Avg. Dist. to Rail [m]	4.6	3.6	3.0	1.7	0.5	0.6	1.9
Avg. Stride Freq. [Hz]	2.1	2.5	2.4	2.4	2.4	2.4	2.3
Avg. Stride Length [m]	5.6	7.2	7.1	7.1	7.0	6.9	6.8



- [] Ranking at each section and finish
- .-.- No data available at this section
- NA No data available



Horse/Jockey Name	Radiant Queen
Final Rank	5
Fastest Section Time (Section)	0:09.19 (Overall)
Top Speed [km/h] (Section)	64.9 (1200m)
Race State	Finished



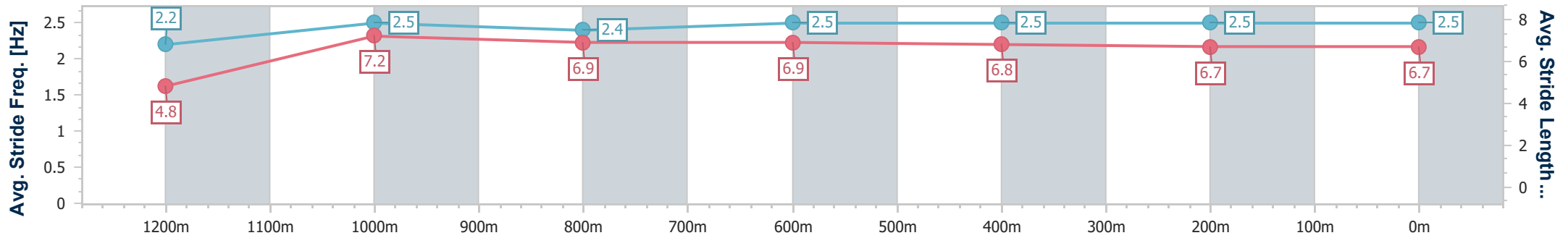
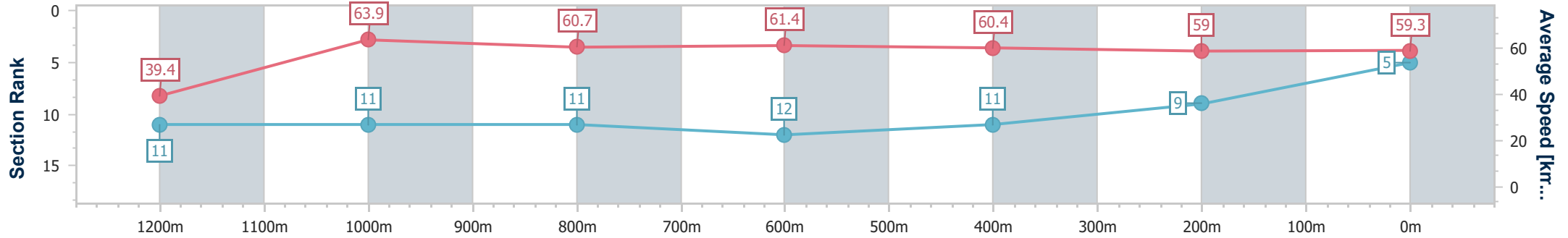
Toowoomba QLD Professional
 Race 4: FLORENCE & MARABEL PINK RIBBON CUP
 BENCHMARK 58 Handicap - 1300m



14 September 2024 - 19:22

Track Rating: Good 4, Weather: Fine, Rail Position: True

Section	Overall	1200m	1000m	800m	600m	400m	200m
Section Times	1:20.45 [5] (0:09.19)	1:11.26 [11] (0:11.31)	0:59.95 [11] (0:11.91)	0:48.04 [11] (0:11.86)	0:36.18 [12] (0:11.96)	0:24.22 [11] (0:12.08)	0:12.14 [9] (0:12.14)
Average Speed [km/h]	39.4	63.9	60.7	61.4	60.4	59.0	59.3
Top Speed [km/h]	61.1	64.9	63.8	62.4	62.2	60.2	59.3
Avg. Dist. to Rail [m]	10.0	4.4	3.2	2.7	1.6	3.3	1.7
Avg. Stride Freq. [Hz]	2.2	2.5	2.4	2.5	2.5	2.5	2.5
Avg. Stride Length [m]	4.8	7.2	6.9	6.9	6.8	6.7	6.7



- [] Ranking at each section and finish
- .-.- No data available at this section
- NA No data available



Horse/Jockey Name	Imperioness
Final Rank	6
Fastest Section Time (Section)	0:08.43 (Overall)
Top Speed [km/h] (Section)	66.6 (1200m)
Race State	Finished



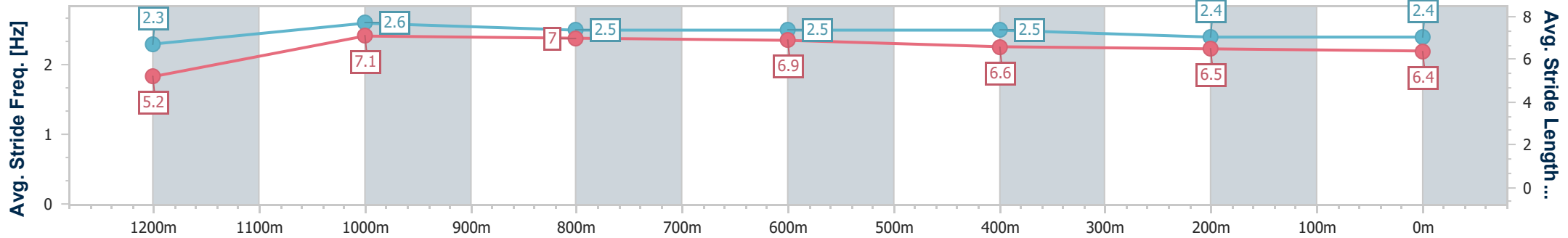
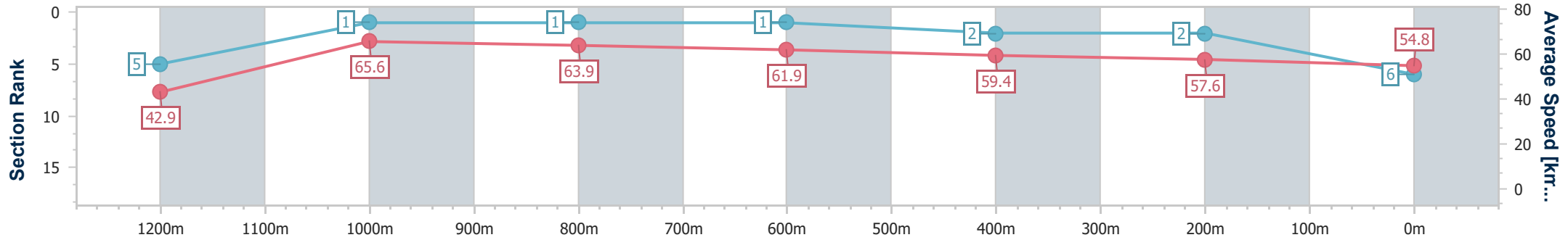
Toowoomba QLD Professional
 Race 4: FLORENCE & MARABEL PINK RIBBON CUP
 BENCHMARK 58 Handicap - 1300m



14 September 2024 - 19:22

Track Rating: Good 4, Weather: Fine, Rail Position: True

Section	Overall	1200m	1000m	800m	600m	400m	200m
Section Times	1:20.52 [6] (0:08.43)	1:12.09 [5] (0:11.06)	1:01.03 [1] (0:11.41)	0:49.62 [1] (0:11.81)	0:37.81 [1] (0:12.18)	0:25.63 [2] (0:12.49)	0:13.14 [2] (0:13.14)
Average Speed [km/h]	42.9	65.6	63.9	61.9	59.4	57.6	54.8
Top Speed [km/h]	63.6	66.6	66.5	63.2	60.9	58.7	56.5
Avg. Dist. to Rail [m]	14.8	10.2	5.2	3.6	1.9	0.9	0.4
Avg. Stride Freq. [Hz]	2.3	2.6	2.5	2.5	2.5	2.4	2.4
Avg. Stride Length [m]	5.2	7.1	7.0	6.9	6.6	6.5	6.4



- [] Ranking at each section and finish
- .-.- No data available at this section
- NA No data available



Horse/Jockey Name	Down The Barrel
Final Rank	7
Fastest Section Time (Section)	0:08.84 (Overall)
Top Speed [km/h] (Section)	64.5 (1200m)
Race State	Finished



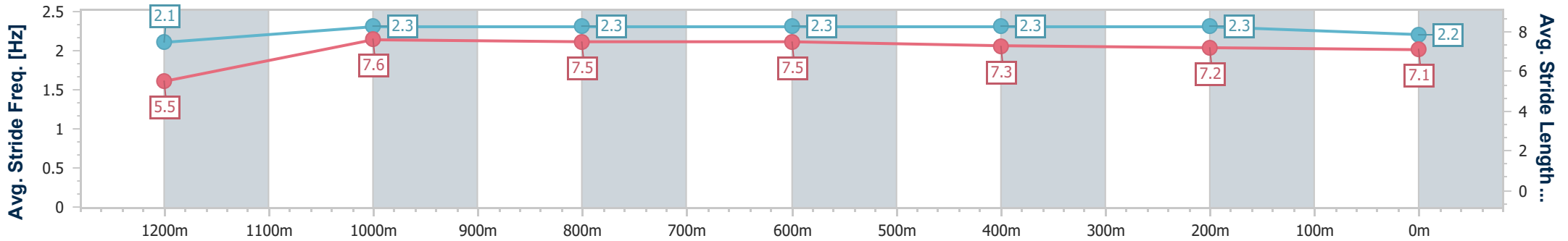
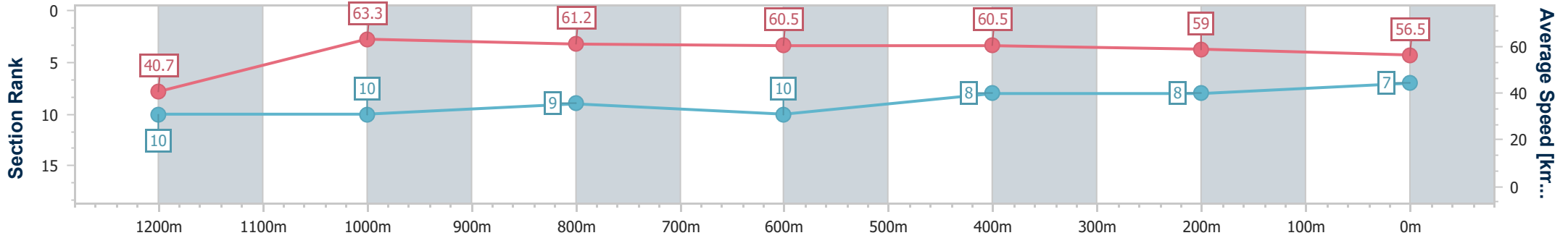
Toowoomba QLD Professional
 Race 4: FLORENCE & MARABEL PINK RIBBON CUP
 BENCHMARK 58 Handicap - 1300m



14 September 2024 - 19:22

Track Rating: Good 4, Weather: Fine, Rail Position: True

Section	Overall	1200m	1000m	800m	600m	400m	200m
Section Times	1:20.84 [7] (0:08.84)	1:12.00 [10] (0:11.38)	1:00.62 [10] (0:11.82)	0:48.80 [9] (0:12.00)	0:36.80 [10] (0:11.88)	0:24.92 [8] (0:12.19)	0:12.73 [8] (0:12.73)
Average Speed [km/h]	40.7	63.3	61.2	60.5	60.5	59.0	56.5
Top Speed [km/h]	62.5	64.5	63.2	62.1	62.3	60.0	58.2
Avg. Dist. to Rail [m]	7.5	2.1	1.2	1.0	0.3	0.4	0.6
Avg. Stride Freq. [Hz]	2.1	2.3	2.3	2.3	2.3	2.3	2.2
Avg. Stride Length [m]	5.5	7.6	7.5	7.5	7.3	7.2	7.1



- [] Ranking at each section and finish
- .-.- No data available at this section
- NA No data available



Horse/Jockey Name	Bull Dimple Rum
Final Rank	8
Fastest Section Time (Section)	0:08.82 (Overall)
Top Speed [km/h] (Section)	65.9 (1200m)
Race State	Finished



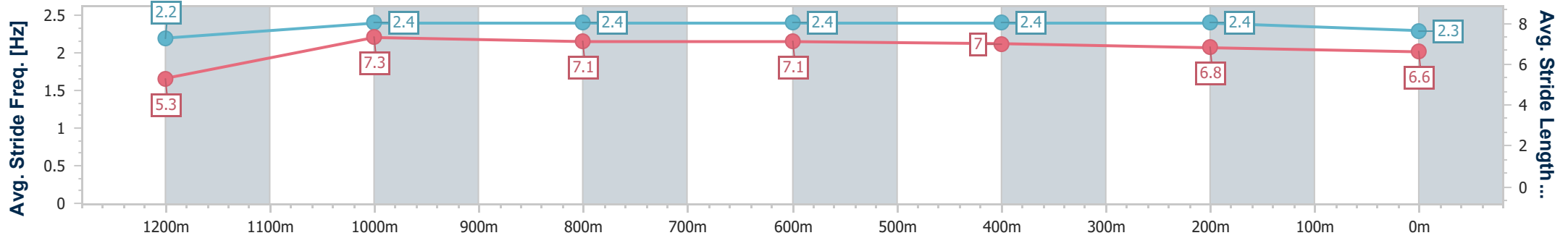
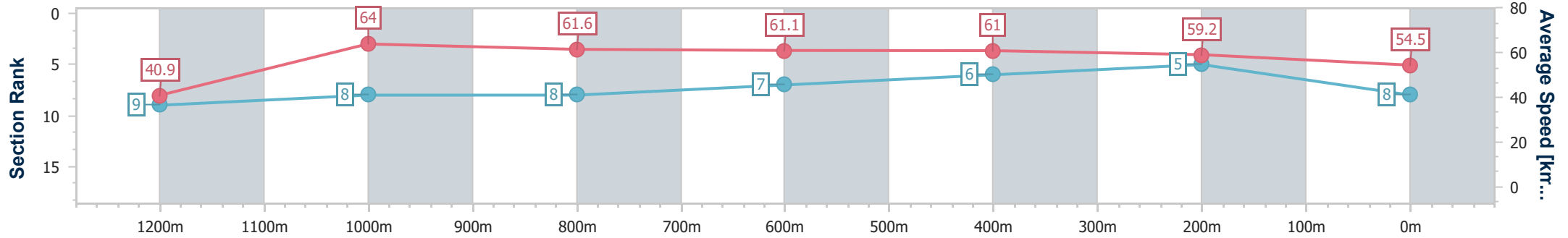
Toowoomba QLD Professional
 Race 4: FLORENCE & MARABEL PINK RIBBON CUP
 BENCHMARK 58 Handicap - 1300m



14 September 2024 - 19:22

Track Rating: Good 4, Weather: Fine, Rail Position: True

Section	Overall	1200m	1000m	800m	600m	400m	200m
Section Times	1:20.87 [8] (0:08.82)	1:12.05 [9] (0:11.24)	1:00.81 [8] (0:11.75)	0:49.06 [8] (0:11.84)	0:37.22 [7] (0:11.85)	0:25.37 [6] (0:12.17)	0:13.20 [5] (0:13.20)
Average Speed [km/h]	40.9	64.0	61.6	61.1	61.0	59.2	54.5
Top Speed [km/h]	63.5	65.9	63.3	62.2	61.7	60.8	58.3
Avg. Dist. to Rail [m]	4.9	2.3	1.6	0.9	0.9	0.5	0.9
Avg. Stride Freq. [Hz]	2.2	2.4	2.4	2.4	2.4	2.4	2.3
Avg. Stride Length [m]	5.3	7.3	7.1	7.1	7.0	6.8	6.6



- [] Ranking at each section and finish
- .-.- No data available at this section
- NA No data available



Horse/Jockey Name	Coburg
Final Rank	9
Fastest Section Time (Section)	0:08.37 (Overall)
Top Speed [km/h] (Section)	65.4 (1200m)
Race State	Finished



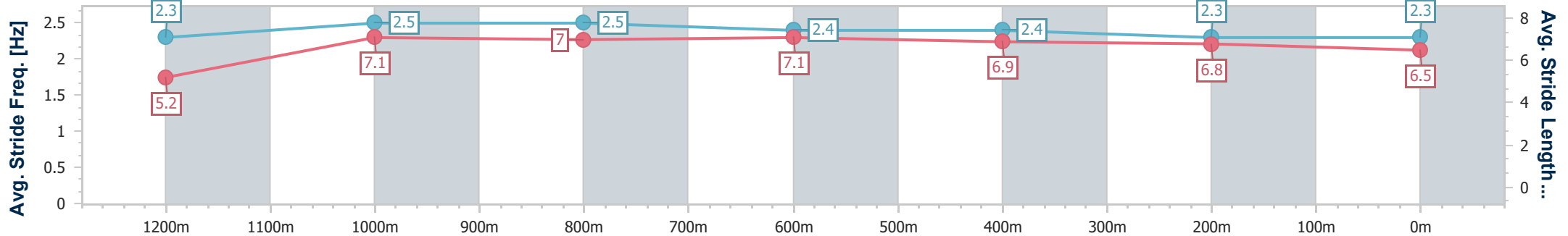
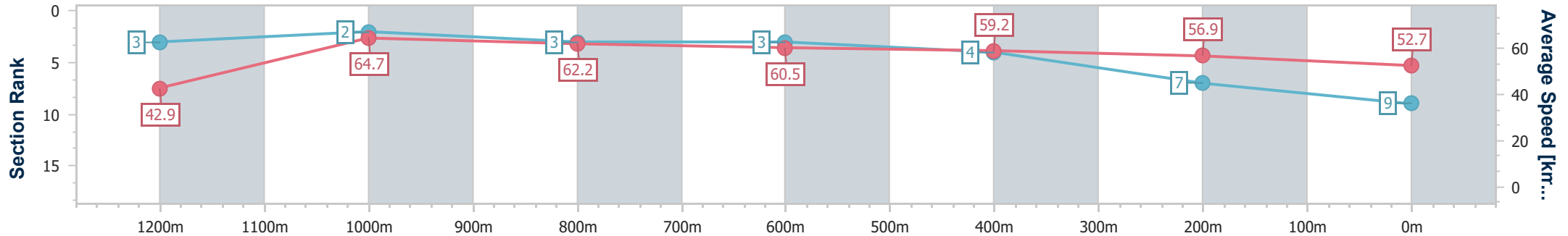
Toowoomba QLD Professional
 Race 4: FLORENCE & MARABEL PINK RIBBON CUP
 BENCHMARK 58 Handicap - 1300m



14 September 2024 - 19:22

Track Rating: Good 4, Weather: Fine, Rail Position: True

Section	Overall	1200m	1000m	800m	600m	400m	200m
Section Times	1:21.48 [9] (0:08.37)	1:13.11 [3] (0:11.17)	1:01.94 [2] (0:11.62)	0:50.32 [3] (0:11.92)	0:38.40 [3] (0:12.14)	0:26.26 [4] (0:12.61)	0:13.65 [7] (0:13.65)
Average Speed [km/h]	42.9	64.7	62.2	60.5	59.2	56.9	52.7
Top Speed [km/h]	63.6	65.4	64.0	61.6	61.1	58.2	55.0
Avg. Dist. to Rail [m]	2.8	1.6	1.8	0.6	0.4	1.6	1.1
Avg. Stride Freq. [Hz]	2.3	2.5	2.5	2.4	2.4	2.3	2.3
Avg. Stride Length [m]	5.2	7.1	7.0	7.1	6.9	6.8	6.5



- [] Ranking at each section and finish
- .-.- No data available at this section
- NA No data available



Horse/Jockey Name	Tequila Nights
Final Rank	10
Fastest Section Time (Section)	0:08.39 (Overall)
Top Speed [km/h] (Section)	63.9 (1200m)
Race State	Finished



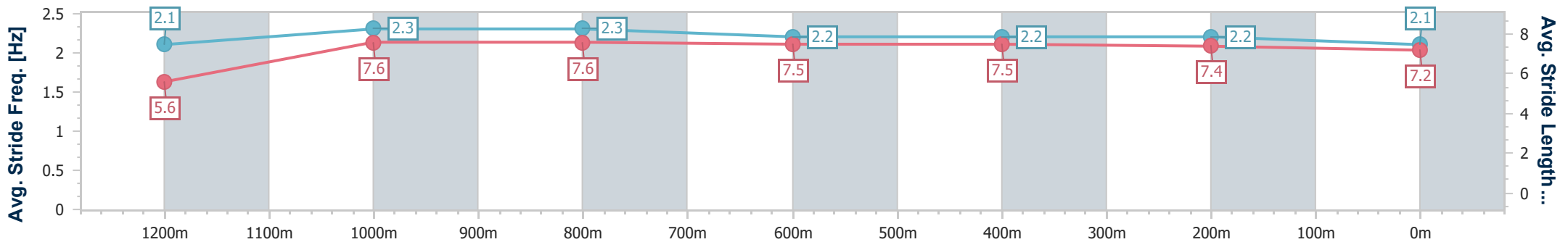
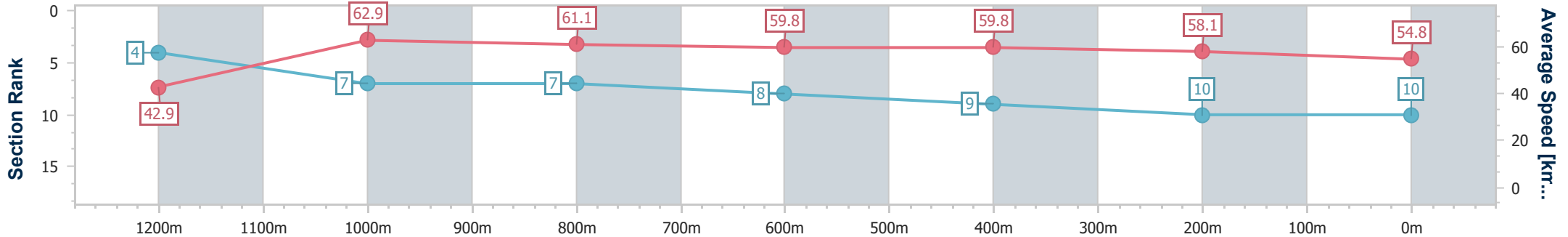
Toowoomba QLD Professional
 Race 4: FLORENCE & MARABEL PINK RIBBON CUP
 BENCHMARK 58 Handicap - 1300m



14 September 2024 - 19:22

Track Rating: Good 4, Weather: Fine, Rail Position: True

Section	Overall	1200m	1000m	800m	600m	400m	200m
Section Times	1:21.52 [10] (0:08.39)	1:13.13 [4] (0:11.50)	1:01.63 [7] (0:11.87)	0:49.76 [7] (0:12.12)	0:37.64 [8] (0:12.07)	0:25.57 [9] (0:12.39)	0:13.18 [10] (0:13.18)
Average Speed [km/h]	42.9	62.9	61.1	59.8	59.8	58.1	54.8
Top Speed [km/h]	62.4	63.9	62.2	60.9	61.2	59.7	56.8
Avg. Dist. to Rail [m]	10.5	5.6	2.3	1.4	0.6	1.3	3.9
Avg. Stride Freq. [Hz]	2.1	2.3	2.3	2.2	2.2	2.2	2.1
Avg. Stride Length [m]	5.6	7.6	7.6	7.5	7.5	7.4	7.2



- [] Ranking at each section and finish
- .-.- No data available at this section
- NA No data available



Horse/Jockey Name	Barrymore
Final Rank	11
Fastest Section Time (Section)	0:08.79 (Overall)
Top Speed [km/h] (Section)	65.3 (1200m)
Race State	Finished



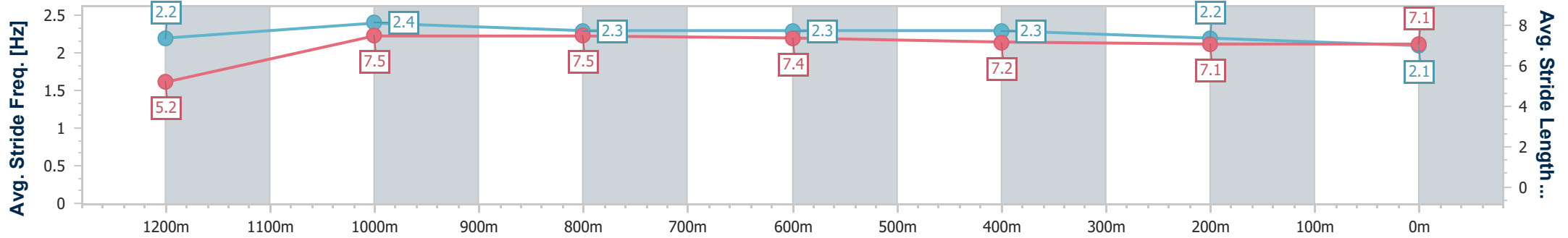
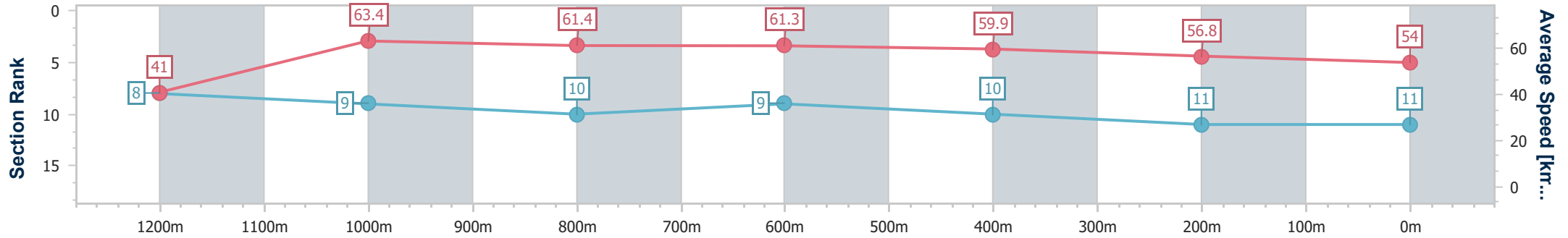
Toowoomba QLD Professional
Race 4: FLORENCE & MARABEL PINK RIBBON CUP
BENCHMARK 58 Handicap - 1300m



14 September 2024 - 19:22

Track Rating: Good 4, Weather: Fine, Rail Position: True

Section	Overall	1200m	1000m	800m	600m	400m	200m
Section Times	1:22.04 [11] (0:08.79)	1:13.25 [8] (0:11.38)	1:01.87 [9] (0:11.93)	0:49.94 [10] (0:11.91)	0:38.03 [9] (0:12.08)	0:25.95 [10] (0:12.71)	0:13.24 [11] (0:13.24)
Average Speed [km/h]	41.0	63.4	61.4	61.3	59.9	56.8	54.0
Top Speed [km/h]	59.6	65.3	62.6	62.5	61.3	58.5	55.2
Avg. Dist. to Rail [m]	11.1	6.0	4.7	3.2	1.1	0.6	1.2
Avg. Stride Freq. [Hz]	2.2	2.4	2.3	2.3	2.3	2.2	2.1
Avg. Stride Length [m]	5.2	7.5	7.5	7.4	7.2	7.1	7.1



- [] Ranking at each section and finish
- .-.- No data available at this section
- NA No data available



Horse/Jockey Name	Perfect Point
Final Rank	12
Fastest Section Time (Section)	0:09.42 (Overall)
Top Speed [km/h] (Section)	65.8 (1200m)
Race State	Finished



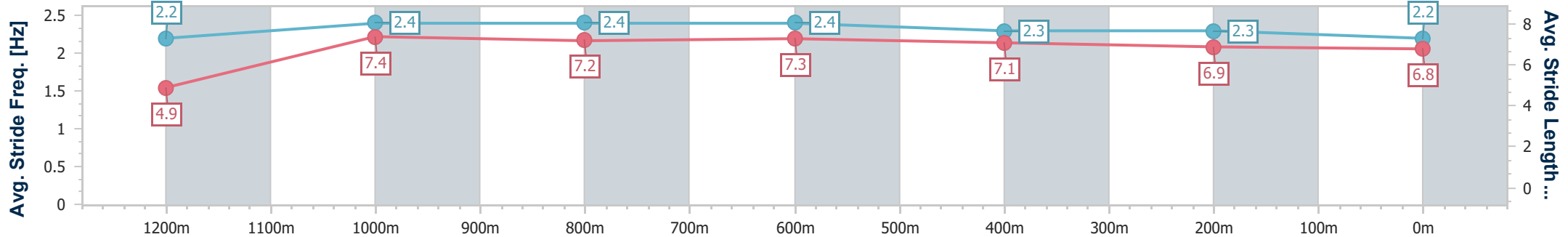
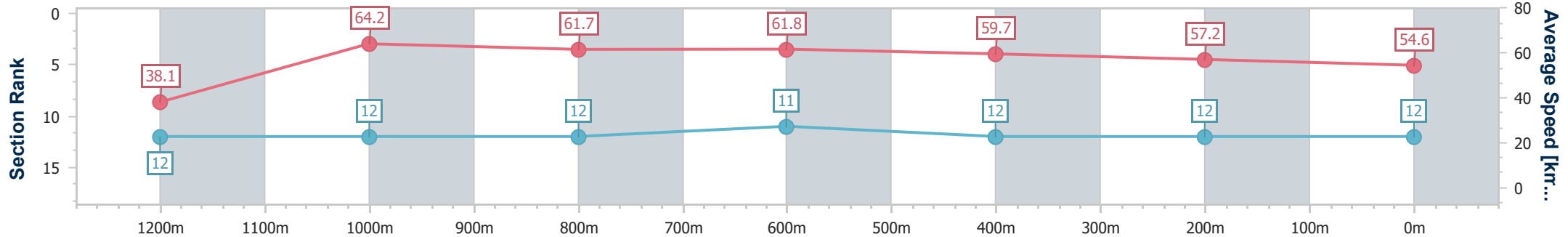
Toowoomba QLD Professional
 Race 4: FLORENCE & MARABEL PINK RIBBON CUP
 BENCHMARK 58 Handicap - 1300m



14 September 2024 - 19:22

Track Rating: Good 4, Weather: Fine, Rail Position: True

Section	Overall	1200m	1000m	800m	600m	400m	200m
Section Times	1:22.21 [12] (0:09.42)	1:12.79 [12] (0:11.25)	1:01.54 [12] (0:11.81)	0:49.73 [12] (0:11.77)	0:37.96 [11] (0:12.18)	0:25.78 [12] (0:12.61)	0:13.17 [12] (0:13.17)
Average Speed [km/h]	38.1	64.2	61.7	61.8	59.7	57.2	54.6
Top Speed [km/h]	60.9	65.8	65.3	62.9	61.6	58.8	56.1
Avg. Dist. to Rail [m]	3.6	3.7	3.4	3.0	2.3	0.4	1.1
Avg. Stride Freq. [Hz]	2.2	2.4	2.4	2.4	2.3	2.3	2.2
Avg. Stride Length [m]	4.9	7.4	7.2	7.3	7.1	6.9	6.8



- [] Ranking at each section and finish
- .-.- No data available at this section
- NA No data available



Toowoomba QLD Professional
Race 5: O'NEILL FAMILY LAW RACE CALLERS CUP BENCHMARK 75
Handicap - 2000m
14 September 2024 - 20:00



Track Rating: Good 4, Weather: Fine, Rail Position: True

Section		Overall	1800m	1600m	1400m	1200m	1000m	800m	Last 600m				
Field Times		2:03.72 (0:14.31)	1:49.41 (0:11.45)	1:37.96 (0:11.60)	1:26.36 (0:11.81)	1:14.55 (0:12.05)	1:02.50 (0:12.54)	0:49.96 (0:12.37)	0:37.59				
Rank	TAB Horse/Jockey	Barrier	Top Speed [km/h]	Fastest Section									Distance Travelled [m]
1	6 ARTFUL GIRL Tahlia Fenlon	5	64.2 1600m	0:11.45 1600m	2:03.72 [1] (0:14.61)	1:49.11 [3] (0:11.66)	1:37.45 [5] (0:11.45)	1:26.00 [5] (0:11.93)	1:14.07 [5] (0:12.29)	1:01.78 [5] (0:12.54)	0:49.24 [5] (0:12.19)	0:37.05	
2	3 UNCOMMON VALOUR Micheal Hellyer	9	63.4 1600m	0:11.55 1600m	2:04.06 [2] (0:14.70)	1:49.36 [6] (0:11.83)	1:37.53 [6] (0:11.55)	1:25.98 [7] (0:12.04)	1:13.94 [7] (0:12.09)	1:01.85 [7] (0:12.57)	0:49.28 [7] (0:12.20)	0:37.08	+3
3	4 POWER PACK Dylan Bennett	8	63.7 1600m	0:11.52 1800m	2:04.10 [3] (0:14.41)	1:49.69 [2] (0:11.52)	1:38.17 [2] (0:11.52)	1:26.65 [2] (0:11.97)	1:14.68 [3] (0:12.28)	1:02.40 [3] (0:12.63)	0:49.77 [3] (0:12.24)	0:37.53	-4
4	1 THE RIGHT WAY Alisha Donald	2	64.1 1600m	0:11.45 1800m	2:04.22 [4] (0:14.31)	1:49.91 [1] (0:11.45)	1:38.46 [1] (0:11.60)	1:26.86 [1] (0:11.81)	1:15.05 [1] (0:12.05)	1:03.00 [1] (0:12.54)	0:50.46 [1] (0:12.37)	0:38.09	-7
5	2 HELEVA DEEL Landan Sykes	10	64.7 1600m	0:11.46 1600m	2:05.47 [5] (0:14.64)	1:50.83 [5] (0:11.52)	1:39.31 [4] (0:11.46)	1:27.85 [4] (0:11.69)	1:16.16 [2] (0:12.06)	1:04.10 [2] (0:12.51)	0:51.59 [2] (0:12.33)	0:39.26	+1
6	10 WINSTON BLUE Luke Tarrant	4	64.8 1600m	0:11.48 1600m	2:05.82 [6] (0:15.29)	1:50.53 [8] (0:12.05)	1:38.48 [8] (0:11.48)	1:27.00 [8] (0:11.83)	1:15.17 [8] (0:12.03)	1:03.14 [8] (0:12.44)	0:50.70 [8] (0:12.30)	0:38.40	+1
7	8 GUTS 'N' GLORY Karl Zechner	1	64.9 1600m	0:11.45 1600m	2:05.84 [7] (0:14.64)	1:51.20 [4] (0:11.49)	1:39.71 [3] (0:11.45)	1:28.26 [3] (0:11.93)	1:16.33 [4] (0:12.33)	1:04.00 [4] (0:12.61)	0:51.39 [4] (0:12.47)	0:38.92	-9
8	5 START STRUTTING Madeleine Wishart	3	63.7 1600m	0:11.48 1600m	2:06.22 [8] (0:14.88)	1:51.34 [7] (0:11.69)	1:39.65 [7] (0:11.48)	1:28.17 [6] (0:11.91)	1:16.26 [6] (0:12.20)	1:04.06 [6] (0:12.56)	0:51.50 [6] (0:12.36)	0:39.14	-6

Scratched: Kneze (#7), Skylon (#9)

[] Ranking at each section and finish
 -:-:- No data available at this section
 NA No data available

SCN Saddle cloth number
 DNF Did not finish
 DNT Did not track



Toowoomba QLD Professional
Race 5: O'NEILL FAMILY LAW RACE CALLERS CUP BENCHMARK 75
Handicap - 2000m
14 September 2024 - 20:00



Track Rating: Good 4, Weather: Fine, Rail Position: True

Section					600m	400m	200m				Last 600m
Field Times					0:37.59 (0:12.52)	0:25.07 (0:12.75)	0:12.32 (0:12.32)				0:37.59
Rank	TAB	Horse/Jockey	Barrier	Top Speed [km/h]	Fastest Section				Margin		
1	6	ARTFUL GIRL Tahlia Fenlon	5	64.2 1600m	0:11.45 1600m	0:37.05 [4] (0:12.37)	0:24.68 [4] (0:12.40)	0:12.28 [2] (0:12.28)	2:03.72	0:37.05	
2	3	UNCOMMON VALOUR Micheal Hellyer	9	63.4 1600m	0:11.55 1600m	0:37.08 [6] (0:12.27)	0:24.81 [5] (0:12.36)	0:12.45 [4] (0:12.45)	2L	0:37.08 +3	
3	4	POWER PACK Dylan Bennett	8	63.7 1600m	0:11.52 1800m	0:37.53 [3] (0:12.33)	0:25.20 [3] (0:12.67)	0:12.53 [3] (0:12.53)	2.2L	0:37.53 -4	
4	1	THE RIGHT WAY Alisha Donald	2	64.1 1600m	0:11.45 1800m	0:38.09 [1] (0:12.52)	0:25.57 [1] (0:12.75)	0:12.82 [1] (0:12.82)	2.7L	0:38.09 -7	
5	2	HELEVA DEEL Landan Sykes	10	64.7 1600m	0:11.46 1600m	0:39.26 [2] (0:12.54)	0:26.72 [2] (0:13.10)	0:13.62 [5] (0:13.62)	10L	0:39.26 +1	
6	10	WINSTON BLUE Luke Tarrant	4	64.8 1600m	0:11.48 1600m	0:38.40 [8] (0:12.43)	0:25.97 [8] (0:12.75)	0:13.22 [8] (0:13.22)	12L	0:38.40 +1	
7	8	GUTS 'N' GLORY Karl Zechner	1	64.9 1600m	0:11.45 1600m	0:38.92 [5] (0:12.64)	0:26.28 [6] (0:13.02)	0:13.26 [7] (0:13.26)	12.1L	0:38.92 -9	
8	5	START STRUTTING Madeleine Wishart	3	63.7 1600m	0:11.48 1600m	0:39.14 [7] (0:12.52)	0:26.62 [7] (0:12.63)	0:13.99 [6] (0:13.99)	14.1L	0:39.14 -6	

Scratched: Kneze (#7), Skylon (#9)

[] Ranking at each section and finish
 -:-:- No data available at this section
 NA No data available

SCN Saddle cloth number
 DNF Did not finish
 DNT Did not track



Horse/Jockey Name	Artful Girl
Final Rank	1
Fastest Section Time (Section)	0:11.45 (1600m)
Top Speed [km/h] (Section)	64.2 (1600m)
Race State	Finished



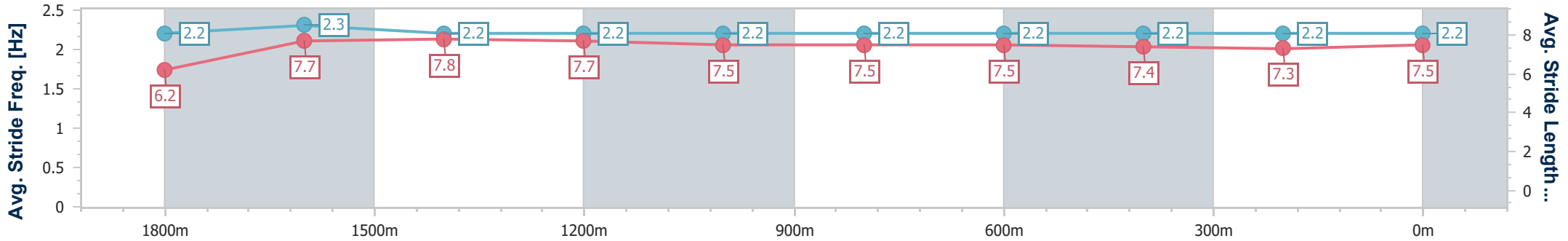
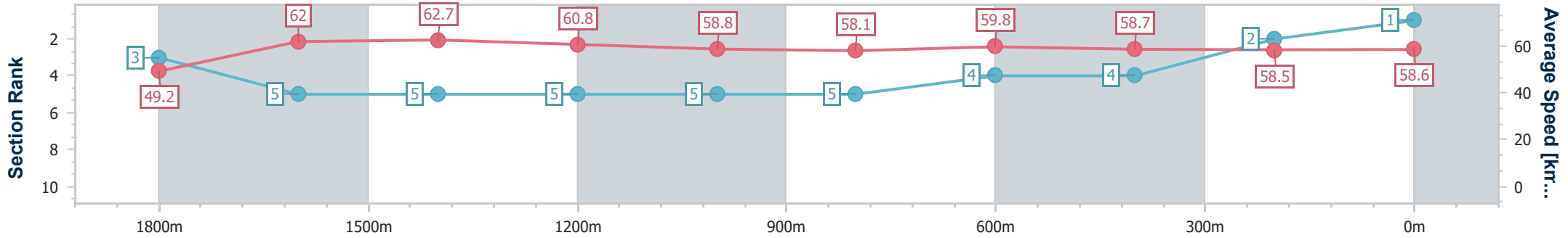
Toowoomba QLD Professional
Race 5: O'NEILL FAMILY LAW RACE CALLERS CUP
BENCHMARK 75 Handicap - 2000m



14 September 2024 - 20:00

Track Rating: Good 4, Weather: Fine, Rail Position: True

Section	Overall	1800m	1600m	1400m	1200m	1000m	800m	600m	400m	200m
Section Times	2:03.72 [1] (0:14.61)	1:49.11 [3] (0:11.66)	1:37.45 [5] (0:11.45)	1:26.00 [5] (0:11.93)	1:14.07 [5] (0:12.29)	1:01.78 [5] (0:12.54)	0:49.24 [5] (0:12.19)	0:37.05 [4] (0:12.37)	0:24.68 [4] (0:12.40)	0:12.28 [2] (0:12.28)
Average Speed [km/h]	49.2	62.0	62.7	60.8	58.8	58.1	59.8	58.7	58.5	58.6
Top Speed [km/h]	62.1	62.9	64.2	64.2	59.6	58.8	60.8	60.8	59.6	59.1
Avg. Dist. to Rail [m]	3.3	0.5	0.4	1.7	3.3	3.4	3.3	2.2	2.3	3.8
Avg. Stride Freq. [Hz]	2.2	2.3	2.2	2.2	2.2	2.2	2.2	2.2	2.2	2.2
Avg. Stride Length [m]	6.2	7.7	7.8	7.7	7.5	7.5	7.5	7.4	7.3	7.5



- [] Ranking at each section and finish
- .-.- No data available at this section
- NA No data available



Horse/Jockey Name	Uncommon Valour
Final Rank	2
Fastest Section Time (Section)	0:11.55 (1600m)
Top Speed [km/h] (Section)	63.4 (1600m)
Race State	Finished



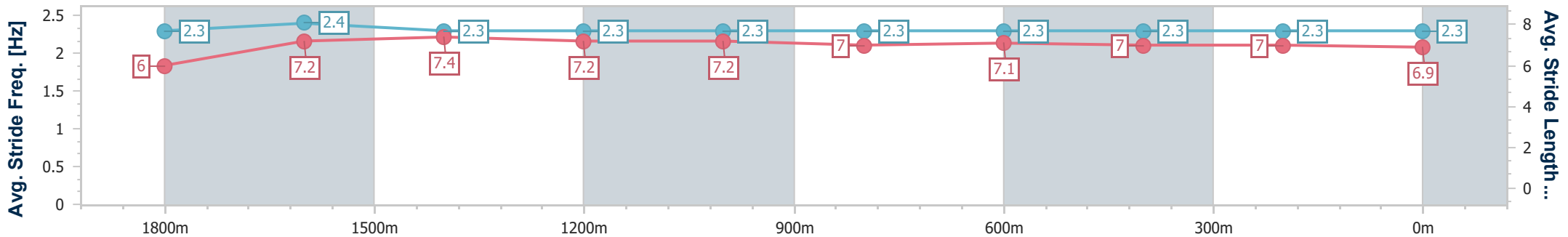
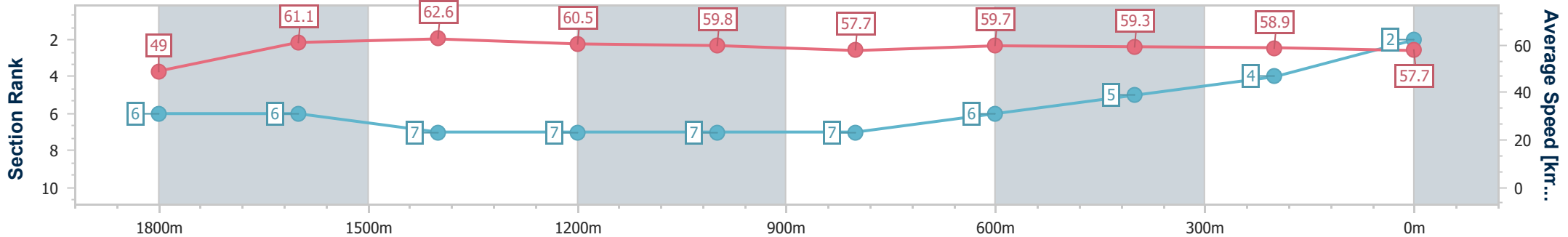
Toowoomba QLD Professional
Race 5: O'NEILL FAMILY LAW RACE CALLERS CUP
BENCHMARK 75 Handicap - 2000m



14 September 2024 - 20:00

Track Rating: Good 4, Weather: Fine, Rail Position: True

Section	Overall	1800m	1600m	1400m	1200m	1000m	800m	600m	400m	200m
Section Times	2:04.06 [2] (0:14.70)	1:49.36 [6] (0:11.83)	1:37.53 [6] (0:11.55)	1:25.98 [7] (0:12.04)	1:13.94 [7] (0:12.09)	1:01.85 [7] (0:12.57)	0:49.28 [7] (0:12.20)	0:37.08 [6] (0:12.27)	0:24.81 [5] (0:12.36)	0:12.45 [4] (0:12.45)
Average Speed [km/h]	49.0	61.1	62.6	60.5	59.8	57.7	59.7	59.3	58.9	57.7
Top Speed [km/h]	61.6	62.7	63.4	62.3	60.5	58.8	60.7	60.3	59.9	59.9
Avg. Dist. to Rail [m]	4.9	0.6	1.3	2.0	2.9	2.9	3.2	2.5	2.6	4.8
Avg. Stride Freq. [Hz]	2.3	2.4	2.3	2.3	2.3	2.3	2.3	2.3	2.3	2.3
Avg. Stride Length [m]	6.0	7.2	7.4	7.2	7.2	7.0	7.1	7.0	7.0	6.9



- [] Ranking at each section and finish
- .-.- No data available at this section
- NA No data available



Horse/Jockey Name	Power Pack
Final Rank	3
Fastest Section Time (Section)	0:11.52 (1800m)
Top Speed [km/h] (Section)	63.7 (1600m)
Race State	Finished



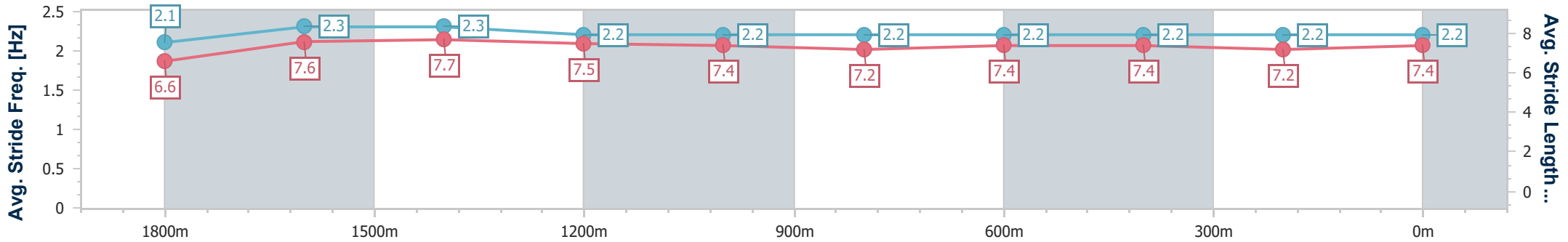
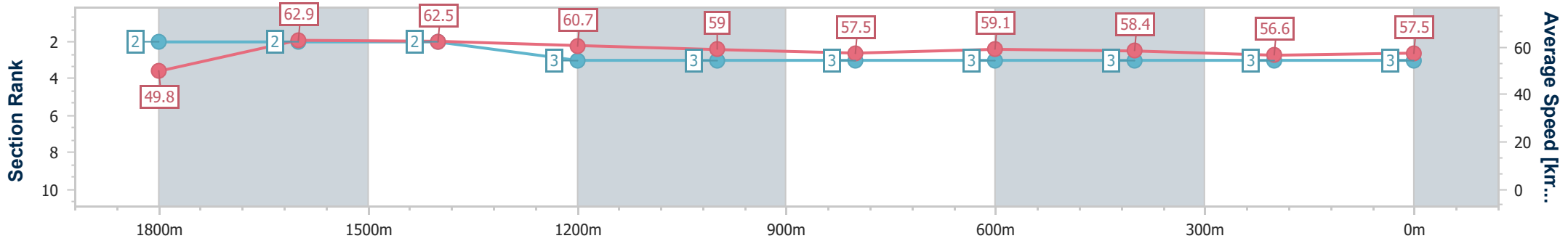
Toowoomba QLD Professional
Race 5: O'NEILL FAMILY LAW RACE CALLERS CUP
BENCHMARK 75 Handicap - 2000m



14 September 2024 - 20:00

Track Rating: Good 4, Weather: Fine, Rail Position: True

Section	Overall	1800m	1600m	1400m	1200m	1000m	800m	600m	400m	200m
Section Times	2:04.10 [3] (0:14.41)	1:49.69 [2] (0:11.52)	1:38.17 [2] (0:11.52)	1:26.65 [2] (0:11.97)	1:14.68 [3] (0:12.28)	1:02.40 [3] (0:12.63)	0:49.77 [3] (0:12.24)	0:37.53 [3] (0:12.33)	0:25.20 [3] (0:12.67)	0:12.53 [3] (0:12.53)
Average Speed [km/h]	49.8	62.9	62.5	60.7	59.0	57.5	59.1	58.4	56.6	57.5
Top Speed [km/h]	63.6	63.5	63.7	63.2	59.9	58.5	60.4	60.0	57.3	58.1
Avg. Dist. to Rail [m]	3.7	0.9	0.7	2.0	3.5	3.2	1.1	0.4	1.0	3.4
Avg. Stride Freq. [Hz]	2.1	2.3	2.3	2.2	2.2	2.2	2.2	2.2	2.2	2.2
Avg. Stride Length [m]	6.6	7.6	7.7	7.5	7.4	7.2	7.4	7.4	7.2	7.4



- [] Ranking at each section and finish
- .-.- No data available at this section
- NA No data available



Horse/Jockey Name	The Right Way
Final Rank	4
Fastest Section Time (Section)	0:11.45 (1800m)
Top Speed [km/h] (Section)	64.1 (1600m)
Race State	Finished



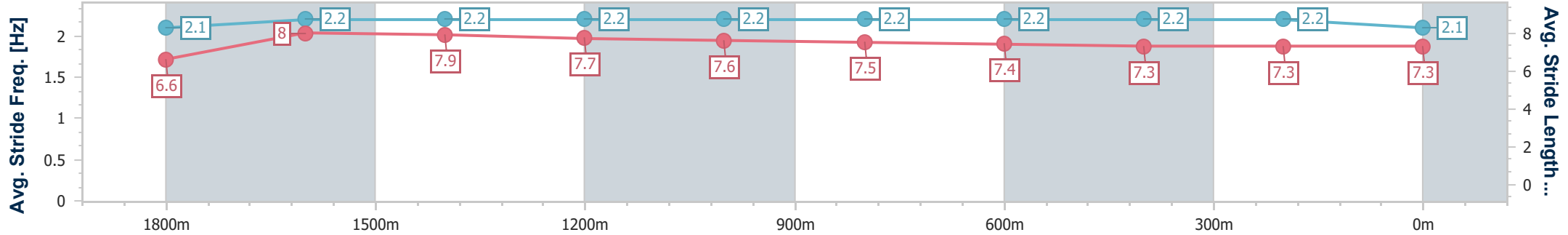
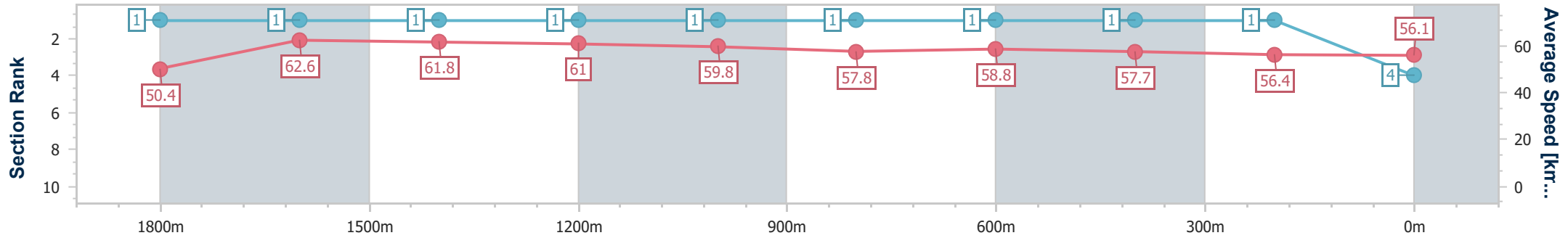
Toowoomba QLD Professional
Race 5: O'NEILL FAMILY LAW RACE CALLERS CUP
BENCHMARK 75 Handicap - 2000m



14 September 2024 - 20:00

Track Rating: Good 4, Weather: Fine, Rail Position: True

Section	Overall	1800m	1600m	1400m	1200m	1000m	800m	600m	400m	200m
Section Times	2:04.22 [4] (0:14.31)	1:49.91 [1] (0:11.45)	1:38.46 [1] (0:11.60)	1:26.86 [1] (0:11.81)	1:15.05 [1] (0:12.05)	1:03.00 [1] (0:12.54)	0:50.46 [1] (0:12.37)	0:38.09 [1] (0:12.52)	0:25.57 [1] (0:12.75)	0:12.82 [1] (0:12.82)
Average Speed [km/h]	50.4	62.6	61.8	61.0	59.8	57.8	58.8	57.7	56.4	56.1
Top Speed [km/h]	61.9	63.7	64.1	64.0	60.8	58.8	59.1	58.5	57.6	56.7
Avg. Dist. to Rail [m]	1.3	0.8	0.8	0.6	2.0	2.2	2.4	0.8	1.0	2.2
Avg. Stride Freq. [Hz]	2.1	2.2	2.2	2.2	2.2	2.2	2.2	2.2	2.2	2.1
Avg. Stride Length [m]	6.6	8.0	7.9	7.7	7.6	7.5	7.4	7.3	7.3	7.3



- [] Ranking at each section and finish
- .-.- No data available at this section
- NA No data available



Horse/Jockey Name	Heleva Deel
Final Rank	5
Fastest Section Time (Section)	0:11.46 (1600m)
Top Speed [km/h] (Section)	64.7 (1600m)
Race State	Finished



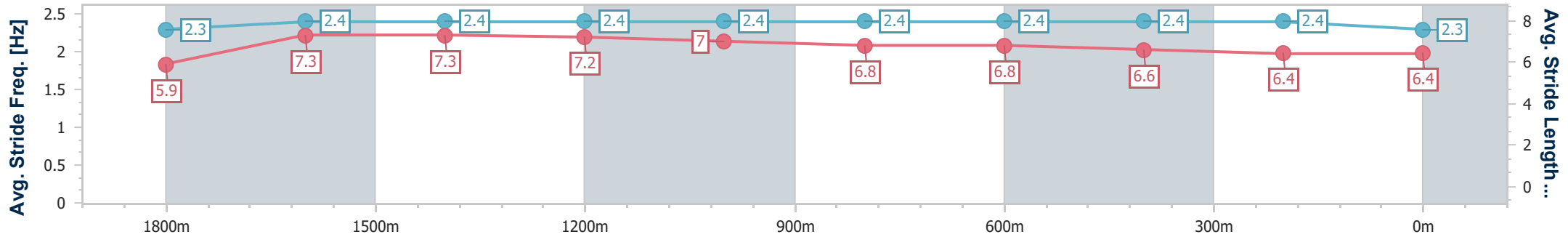
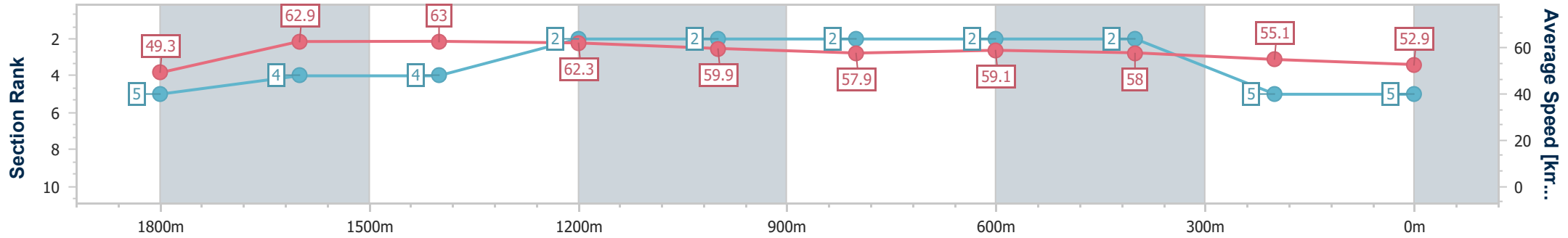
Toowoomba QLD Professional
Race 5: O'NEILL FAMILY LAW RACE CALLERS CUP
BENCHMARK 75 Handicap - 2000m



14 September 2024 - 20:00

Track Rating: Good 4, Weather: Fine, Rail Position: True

Section	Overall	1800m	1600m	1400m	1200m	1000m	800m	600m	400m	200m
Section Times	2:05.47 [5] (0:14.64)	1:50.83 [5] (0:11.52)	1:39.31 [4] (0:11.46)	1:27.85 [4] (0:11.69)	1:16.16 [2] (0:12.06)	1:04.10 [2] (0:12.51)	0:51.59 [2] (0:12.33)	0:39.26 [2] (0:12.54)	0:26.72 [2] (0:13.10)	0:13.62 [5] (0:13.62)
Average Speed [km/h]	49.3	62.9	63.0	62.3	59.9	57.9	59.1	58.0	55.1	52.9
Top Speed [km/h]	63.2	63.3	64.7	64.6	61.3	58.5	60.4	60.5	56.2	54.2
Avg. Dist. to Rail [m]	6.1	1.4	0.9	2.0	3.3	2.7	2.6	2.1	1.5	3.4
Avg. Stride Freq. [Hz]	2.3	2.4	2.4	2.4	2.4	2.4	2.4	2.4	2.4	2.3
Avg. Stride Length [m]	5.9	7.3	7.3	7.2	7.0	6.8	6.8	6.6	6.4	6.4



- [] Ranking at each section and finish
- .-.- No data available at this section
- NA No data available



Horse/Jockey Name	Winston Blue
Final Rank	6
Fastest Section Time (Section)	0:11.48 (1600m)
Top Speed [km/h] (Section)	64.8 (1600m)
Race State	Finished



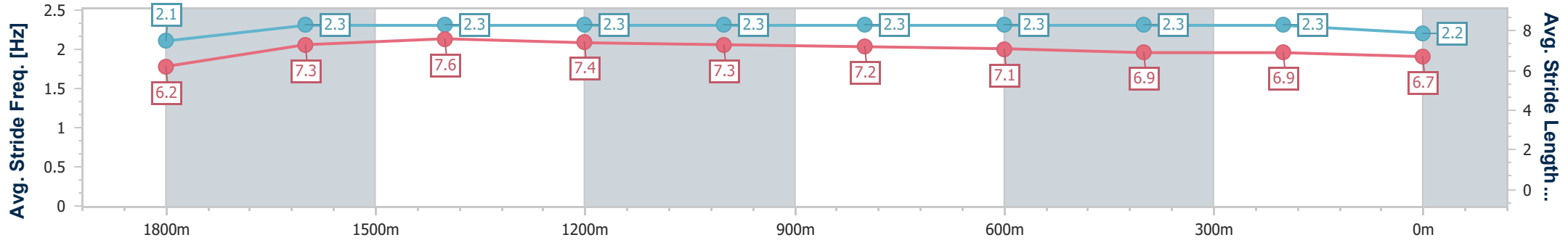
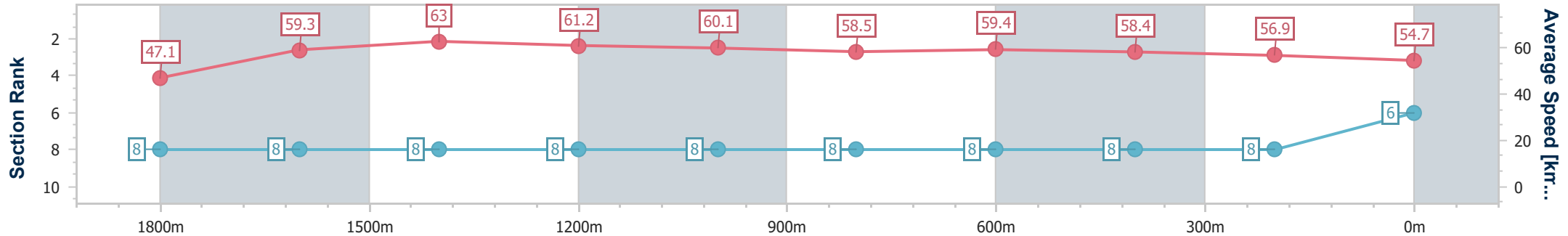
Toowoomba QLD Professional
Race 5: O'NEILL FAMILY LAW RACE CALLERS CUP
BENCHMARK 75 Handicap - 2000m



14 September 2024 - 20:00

Track Rating: Good 4, Weather: Fine, Rail Position: True

Section	Overall	1800m	1600m	1400m	1200m	1000m	800m	600m	400m	200m
Section Times	2:05.82 [6] (0:15.29)	1:50.53 [8] (0:12.05)	1:38.48 [8] (0:11.48)	1:27.00 [8] (0:11.83)	1:15.17 [8] (0:12.03)	1:03.14 [8] (0:12.44)	0:50.70 [8] (0:12.30)	0:38.40 [8] (0:12.43)	0:25.97 [8] (0:12.75)	0:13.22 [8] (0:13.22)
Average Speed [km/h]	47.1	59.3	63.0	61.2	60.1	58.5	59.4	58.4	56.9	54.7
Top Speed [km/h]	59.6	61.3	64.8	63.0	61.6	59.6	60.4	60.2	57.9	56.0
Avg. Dist. to Rail [m]	0.7	1.3	0.9	1.4	2.8	3.7	3.2	2.7	2.5	4.6
Avg. Stride Freq. [Hz]	2.1	2.3	2.3	2.3	2.3	2.3	2.3	2.3	2.3	2.2
Avg. Stride Length [m]	6.2	7.3	7.6	7.4	7.3	7.2	7.1	6.9	6.9	6.7



- [] Ranking at each section and finish
- .-.- No data available at this section
- NA No data available



Horse/Jockey Name	Guts 'N' Glory
Final Rank	7
Fastest Section Time (Section)	0:11.45 (1600m)
Top Speed [km/h] (Section)	64.9 (1600m)
Race State	Finished



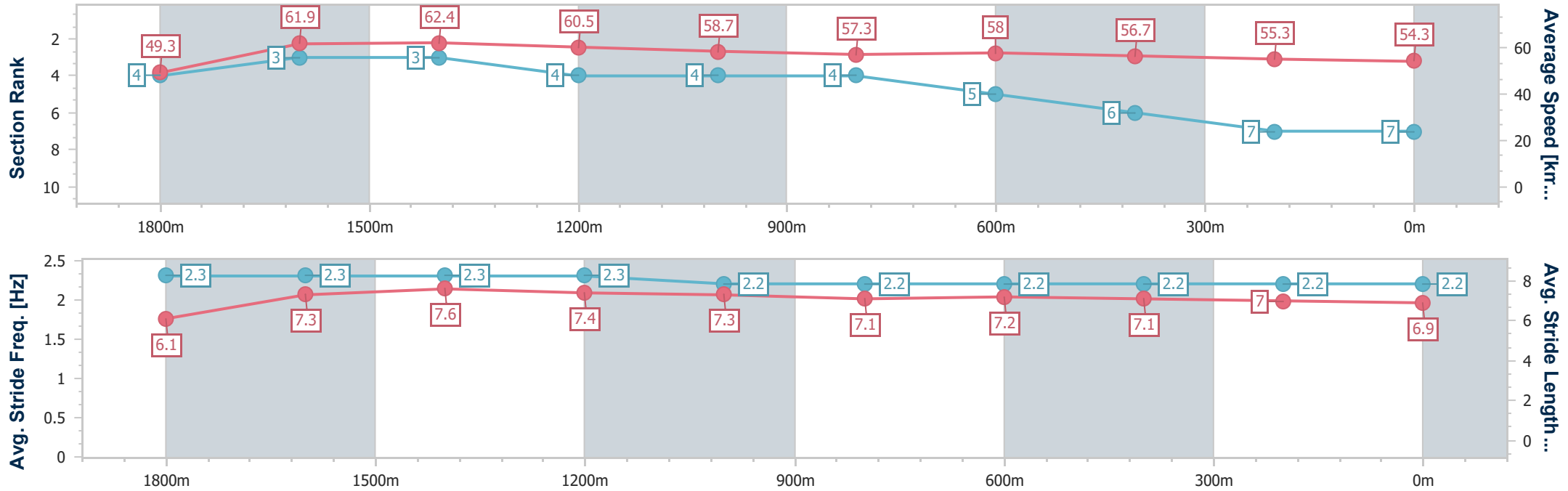
Toowoomba QLD Professional
Race 5: O'NEILL FAMILY LAW RACE CALLERS CUP
BENCHMARK 75 Handicap - 2000m



14 September 2024 - 20:00

Track Rating: Good 4, Weather: Fine, Rail Position: True

Section	Overall	1800m	1600m	1400m	1200m	1000m	800m	600m	400m	200m
Section Times	2:05.84 [7] (0:14.64)	1:51.20 [4] (0:11.49)	1:39.71 [3] (0:11.45)	1:28.26 [3] (0:11.93)	1:16.33 [4] (0:12.33)	1:04.00 [4] (0:12.61)	0:51.39 [4] (0:12.47)	0:38.92 [5] (0:12.64)	0:26.28 [6] (0:13.02)	0:13.26 [7] (0:13.26)
Average Speed [km/h]	49.3	61.9	62.4	60.5	58.7	57.3	58.0	56.7	55.3	54.3
Top Speed [km/h]	61.7	62.7	64.9	62.6	59.5	58.1	58.3	58.4	55.5	54.9
Avg. Dist. to Rail [m]	0.9	2.2	1.3	1.1	2.5	1.1	1.0	0.5	0.8	2.6
Avg. Stride Freq. [Hz]	2.3	2.3	2.3	2.3	2.2	2.2	2.2	2.2	2.2	2.2
Avg. Stride Length [m]	6.1	7.3	7.6	7.4	7.3	7.1	7.2	7.1	7.0	6.9



- [] Ranking at each section and finish
- .-.- No data available at this section
- NA No data available



Horse/Jockey Name	Start Strutting
Final Rank	8
Fastest Section Time (Section)	0:11.48 (1600m)
Top Speed [km/h] (Section)	63.7 (1600m)
Race State	Finished



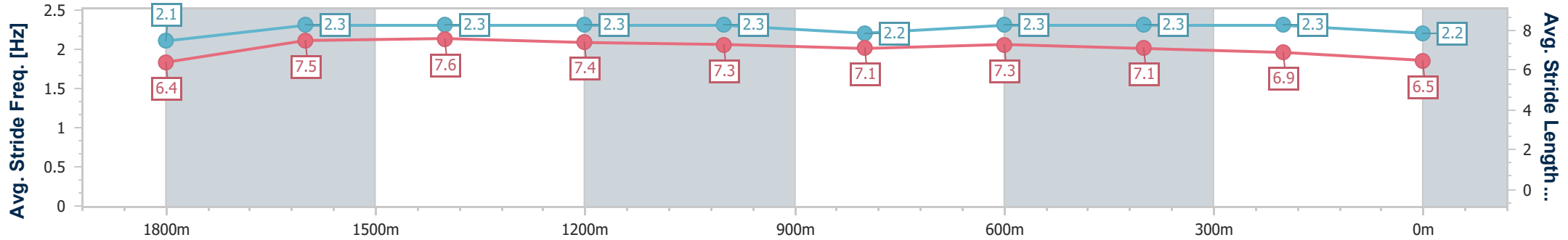
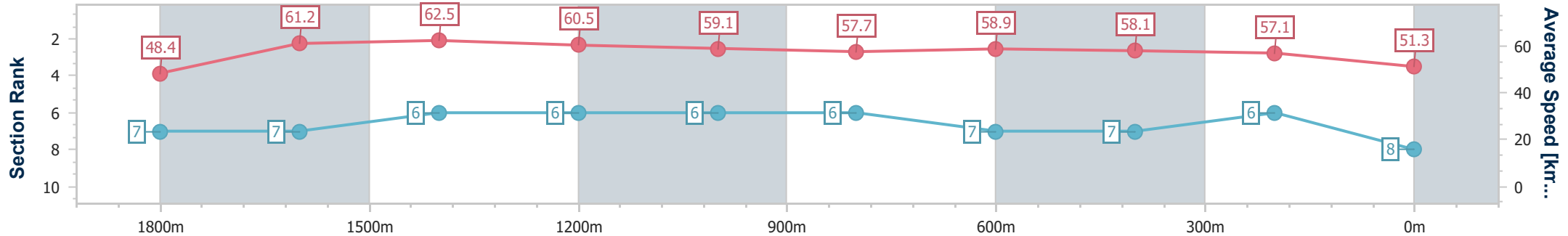
Toowoomba QLD Professional
Race 5: O'NEILL FAMILY LAW RACE CALLERS CUP
BENCHMARK 75 Handicap - 2000m



14 September 2024 - 20:00

Track Rating: Good 4, Weather: Fine, Rail Position: True

Section	Overall	1800m	1600m	1400m	1200m	1000m	800m	600m	400m	200m
Section Times	2:06.22 [8] (0:14.88)	1:51.34 [7] (0:11.69)	1:39.65 [7] (0:11.48)	1:28.17 [6] (0:11.91)	1:16.26 [6] (0:12.20)	1:04.06 [6] (0:12.56)	0:51.50 [6] (0:12.36)	0:39.14 [7] (0:12.52)	0:26.62 [7] (0:12.63)	0:13.99 [6] (0:13.99)
Average Speed [km/h]	48.4	61.2	62.5	60.5	59.1	57.7	58.9	58.1	57.1	51.3
Top Speed [km/h]	61.5	62.8	63.7	62.0	60.2	58.6	59.9	58.7	58.0	54.3
Avg. Dist. to Rail [m]	1.6	1.5	1.1	0.9	2.2	2.1	2.5	2.1	0.5	0.3
Avg. Stride Freq. [Hz]	2.1	2.3	2.3	2.3	2.3	2.2	2.3	2.3	2.3	2.2
Avg. Stride Length [m]	6.4	7.5	7.6	7.4	7.3	7.1	7.3	7.1	6.9	6.5



- [] Ranking at each section and finish
- .-.- No data available at this section
- NA No data available



Toowoomba QLD Professional

Race 6: POLISHED BEAUTY BOUTIQUE BENCHMARK 65 Handicap - 1200m

14 September 2024 - 20:36



Track Rating: Good 4, Weather: Fine, Rail Position: True

Section		Overall	1000m	800m	600m	400m	200m	Last 600m					
Field Times		1:12.89 (0:13.36)	0:59.53 (0:11.09)	0:48.44 (0:11.68)	0:36.76 (0:12.14)	0:24.62 (0:12.30)	0:12.32 (0:12.32)	0:36.76					
Rank	TAB Horse/Jockey	Barrier	Top Speed [km/h]	Fastest Section							Margin	Distance Travelled [m]	
1	7 DISCERNING Justin Stanley	1	64.9 1000m	0:11.37 1000m	1:12.89 [1] (0:13.84)	0:59.05 [7] (0:11.37)	0:47.68 [5] (0:11.65)	0:36.03 [5] (0:12.02)	0:24.01 [5] (0:11.84)	0:12.17 [2] (0:12.17)	1:12.89	0:36.03	
2	8 PITAVAGO Madeleine Wishart	2	64.8 1000m	0:11.43 1000m	1:13.02 [2] (0:13.83)	0:59.19 [6] (0:11.43)	0:47.76 [7] (0:11.80)	0:35.96 [9] (0:11.98)	0:23.98 [8] (0:11.85)	0:12.13 [4] (0:12.13)	0.8L	0:35.96	+6
3	6 BEAN ROCKING Michael Murphy	9	68.1 Overall	0:11.09 1000m	1:13.31 [3] (0:13.36)	0:59.95 [1] (0:11.09)	0:48.86 [1] (0:11.68)	0:37.18 [1] (0:12.14)	0:25.04 [1] (0:12.30)	0:12.74 [1] (0:12.74)	2.3L	0:37.18	+1
4	4 KOZANI Landan Sykes	7	67.5 Overall	0:11.28 1000m	1:13.36 [4] (0:13.54)	0:59.82 [3] (0:11.28)	0:48.54 [2] (0:11.88)	0:36.66 [3] (0:12.02)	0:24.64 [3] (0:12.18)	0:12.46 [5] (0:12.46)	2.5L	0:36.66	+10
5	10 LITTLE VAIN Montanna Savva	11	64.5 800m	0:11.41 1000m	1:13.37 [5] (0:14.05)	0:59.32 [9] (0:11.41)	0:47.91 [9] (0:11.58)	0:36.33 [8] (0:11.98)	0:24.35 [7] (0:12.19)	0:12.16 [9] (0:12.16)	2.6L	0:36.33	+10
6	9 TAKARA STAR Nozi Tomizawa	10	65.2 1000m	0:11.47 1000m	1:13.44 [6] (0:13.78)	0:59.66 [5] (0:11.47)	0:48.19 [6] (0:11.63)	0:36.56 [6] (0:11.99)	0:24.57 [4] (0:12.30)	0:12.27 [8] (0:12.27)	2.9L	0:36.56	+12
7	11 MY MOSES Karl Zechner	5	64.9 Overall	0:11.41 1000m	1:13.49 [7] (0:13.66)	0:59.83 [4] (0:11.41)	0:48.42 [4] (0:11.71)	0:36.71 [4] (0:12.11)	0:24.60 [6] (0:12.16)	0:12.44 [6] (0:12.44)	3.1L	0:36.71	+6
8	3 DRAGON PINS Dylan Bennett	3	65.2 1000m	0:11.41 1000m	1:13.59 [8] (0:13.99)	0:59.60 [8] (0:11.41)	0:48.19 [8] (0:11.64)	0:36.55 [7] (0:12.21)	0:24.34 [9] (0:11.92)	0:12.42 [7] (0:12.42)	3.6L	0:36.55	+3
9	5 POINT BREAK Luke Tarrant	6	66.5 1000m	0:11.38 1000m	1:13.66 [9] (0:13.45)	1:00.21 [2] (0:11.38)	0:48.83 [3] (0:11.74)	0:37.09 [2] (0:11.96)	0:25.13 [2] (0:12.31)	0:12.82 [3] (0:12.82)	3.9L	0:37.09	+3

Scratched: Micro (#1), Cracker Essgee (#2)

[] Ranking at each section and finish
 -:-:- No data available at this section
 NA No data available

SCN Saddle cloth number
 DNF Did not finish
 DNT Did not track



Horse/Jockey Name	Discerning
Final Rank	1
Fastest Section Time (Section)	0:11.37 (1000m)
Top Speed [km/h] (Section)	64.9 (1000m)
Race State	Finished



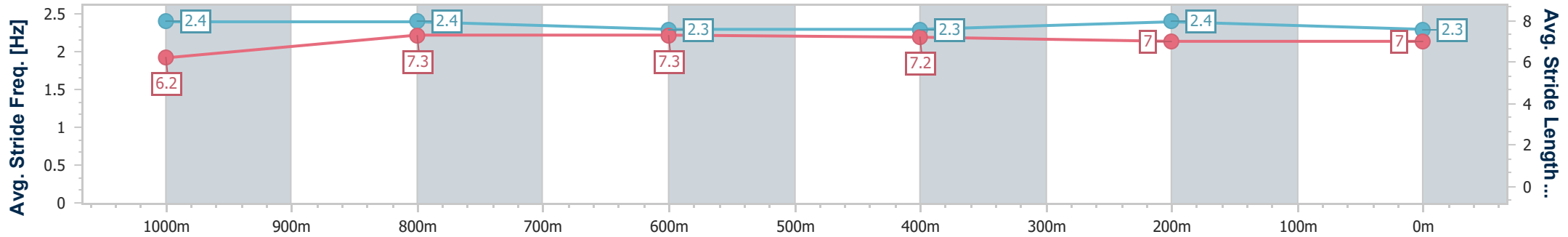
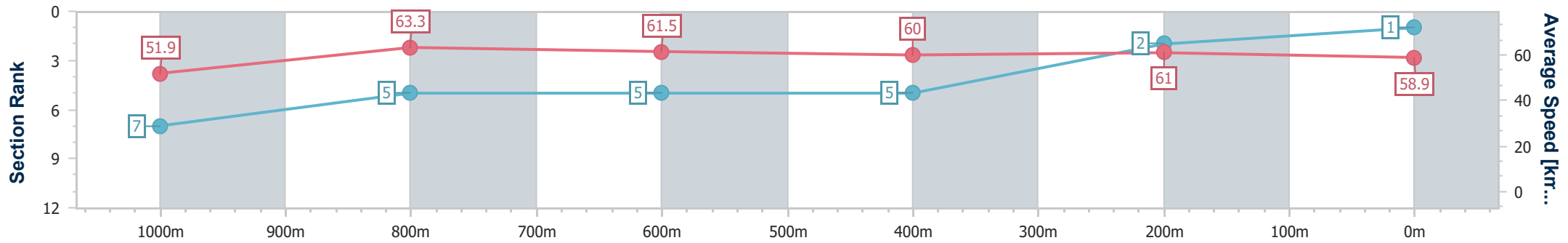
Toowoomba QLD Professional
Race 6: POLISHED BEAUTY BOUTIQUE BENCHMARK 65
Handicap - 1200m



14 September 2024 - 20:36

Track Rating: Good 4, Weather: Fine, Rail Position: True

Section	Overall	1000m	800m	600m	400m	200m
Section Times	1:12.89 [1] (0:13.84)	0:59.05 [7] (0:11.37)	0:47.68 [5] (0:11.65)	0:36.03 [5] (0:12.02)	0:24.01 [5] (0:11.84)	0:12.17 [2] (0:12.17)
Average Speed [km/h]	51.9	63.3	61.5	60.0	61.0	58.9
Top Speed [km/h]	64.3	64.9	63.4	61.8	62.4	62.1
Avg. Dist. to Rail [m]	1.5	0.5	1.0	0.9	0.6	0.8
Avg. Stride Freq. [Hz]	2.4	2.4	2.3	2.3	2.4	2.3
Avg. Stride Length [m]	6.2	7.3	7.3	7.2	7.0	7.0



- [] Ranking at each section and finish
- .-.- No data available at this section
- NA No data available



Horse/Jockey Name	Pitavago
Final Rank	2
Fastest Section Time (Section)	0:11.43 (1000m)
Top Speed [km/h] (Section)	64.8 (1000m)
Race State	Finished



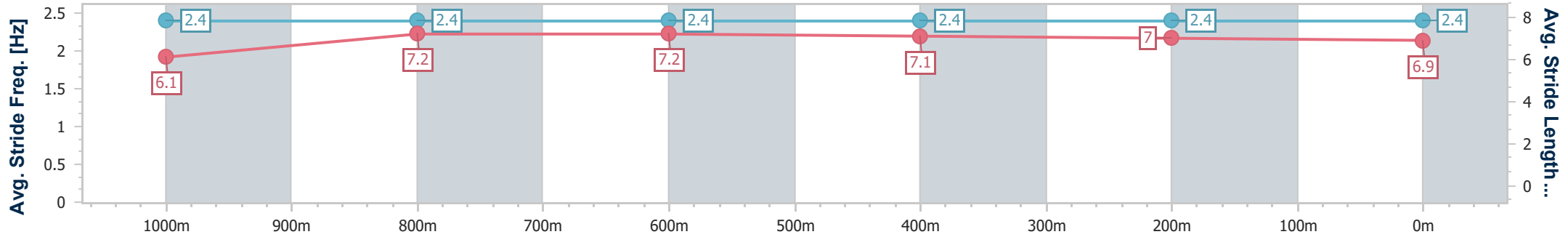
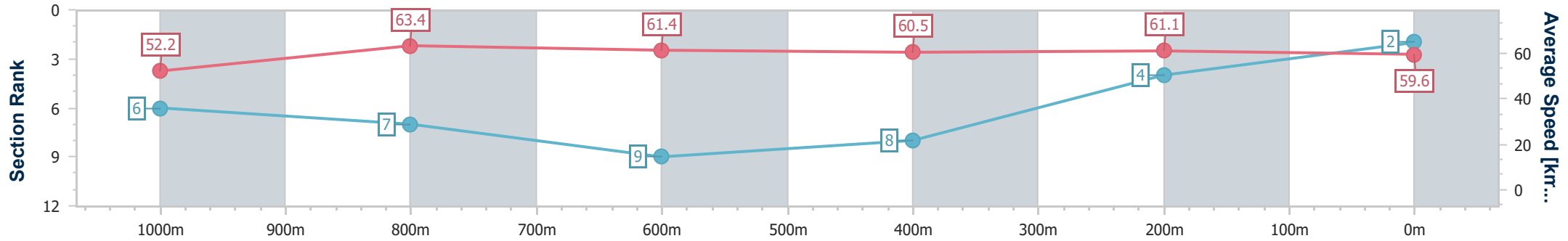
Toowoomba QLD Professional
Race 6: POLISHED BEAUTY BOUTIQUE BENCHMARK 65
Handicap - 1200m



14 September 2024 - 20:36

Track Rating: Good 4, Weather: Fine, Rail Position: True

Section	Overall	1000m	800m	600m	400m	200m
Section Times	1:13.02 [2] (0:13.83)	0:59.19 [6] (0:11.43)	0:47.76 [7] (0:11.80)	0:35.96 [9] (0:11.98)	0:23.98 [8] (0:11.85)	0:12.13 [4]
Average Speed [km/h]	52.2	63.4	61.4	60.5	61.1	59.6
Top Speed [km/h]	64.6	64.8	62.5	62.1	62.4	60.9
Avg. Dist. to Rail [m]	3.7	1.7	2.0	1.1	1.5	1.6
Avg. Stride Freq. [Hz]	2.4	2.4	2.4	2.4	2.4	2.4
Avg. Stride Length [m]	6.1	7.2	7.2	7.1	7.0	6.9



- [] Ranking at each section and finish
- .-.- No data available at this section
- NA No data available



Horse/Jockey Name	Bean Rocking
Final Rank	3
Fastest Section Time (Section)	0:11.09 (1000m)
Top Speed [km/h] (Section)	68.1 (Overall)
Race State	Finished



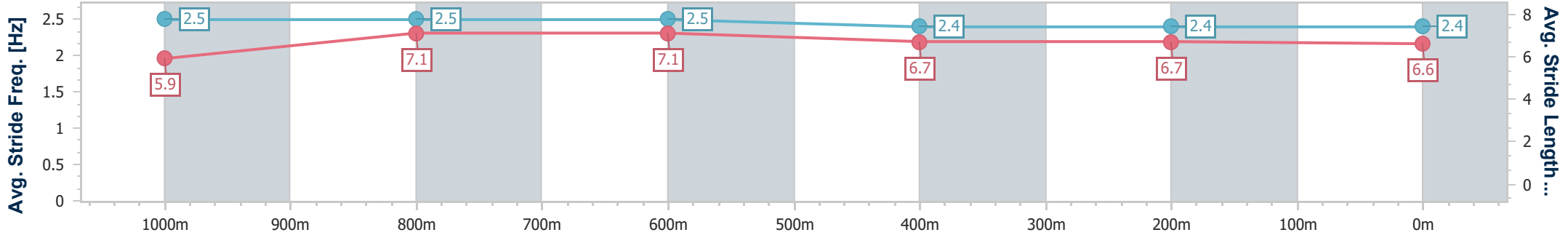
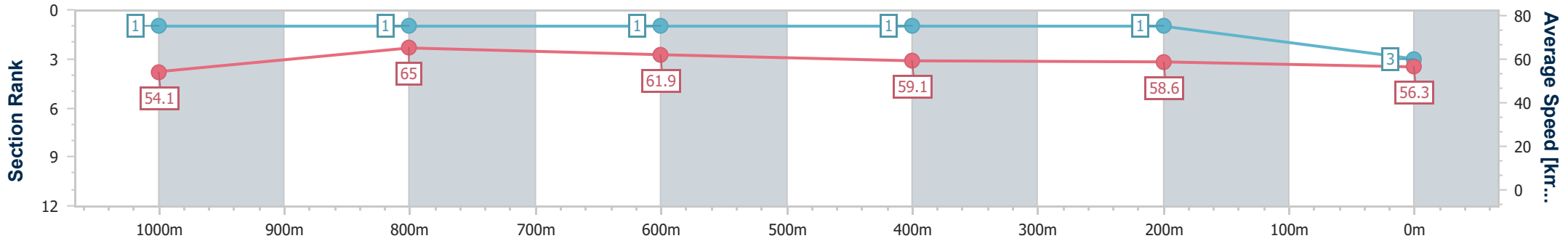
Toowoomba QLD Professional
Race 6: POLISHED BEAUTY BOUTIQUE BENCHMARK 65
Handicap - 1200m



14 September 2024 - 20:36

Track Rating: Good 4, Weather: Fine, Rail Position: True

Section	Overall	1000m	800m	600m	400m	200m
Section Times	1:13.31 [3] (0:13.36)	0:59.95 [1] (0:11.09)	0:48.86 [1] (0:11.68)	0:37.18 [1] (0:12.14)	0:25.04 [1] (0:12.30)	0:12.74 [1] (0:12.74)
Average Speed [km/h]	54.1	65.0	61.9	59.1	58.6	56.3
Top Speed [km/h]	68.1	67.3	63.2	60.2	59.6	58.3
Avg. Dist. to Rail [m]	8.1	2.3	0.6	0.2	0.2	0.8
Avg. Stride Freq. [Hz]	2.5	2.5	2.5	2.4	2.4	2.4
Avg. Stride Length [m]	5.9	7.1	7.1	6.7	6.7	6.6



- [] Ranking at each section and finish
- .-.- No data available at this section
- NA No data available



Horse/Jockey Name	Kozani
Final Rank	4
Fastest Section Time (Section)	0:11.28 (1000m)
Top Speed [km/h] (Section)	67.5 (Overall)
Race State	Finished



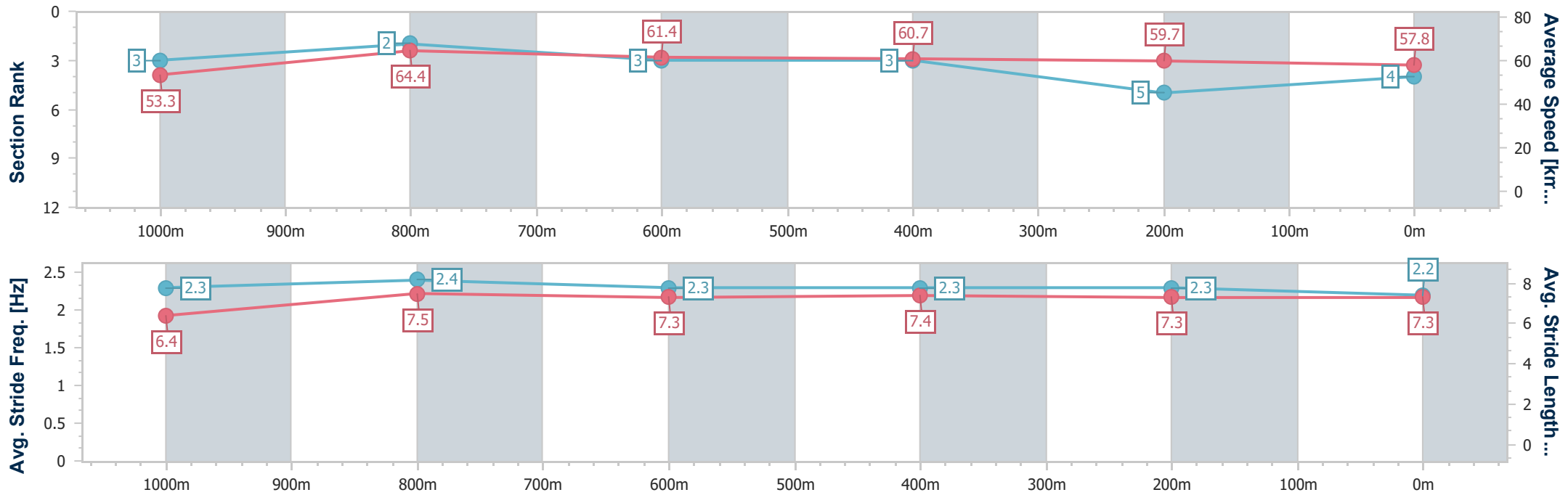
Toowoomba QLD Professional
Race 6: POLISHED BEAUTY BOUTIQUE BENCHMARK 65
Handicap - 1200m



14 September 2024 - 20:36

Track Rating: Good 4, Weather: Fine, Rail Position: True

Section	Overall	1000m	800m	600m	400m	200m
Section Times	1:13.36 [4] (0:13.54)	0:59.82 [3] (0:11.28)	0:48.54 [2] (0:11.88)	0:36.66 [3] (0:12.02)	0:24.64 [3] (0:12.18)	0:12.46 [5] (0:12.46)
Average Speed [km/h]	53.3	64.4	61.4	60.7	59.7	57.8
Top Speed [km/h]	67.5	66.1	62.9	61.5	61.3	61.5
Avg. Dist. to Rail [m]	7.7	2.6	3.8	2.5	3.8	5.8
Avg. Stride Freq. [Hz]	2.3	2.4	2.3	2.3	2.3	2.2
Avg. Stride Length [m]	6.4	7.5	7.3	7.4	7.3	7.3



- [] Ranking at each section and finish
- .-.- No data available at this section
- NA No data available



Horse/Jockey Name	Little Vain
Final Rank	5
Fastest Section Time (Section)	0:11.41 (1000m)
Top Speed [km/h] (Section)	64.5 (800m)
Race State	Finished



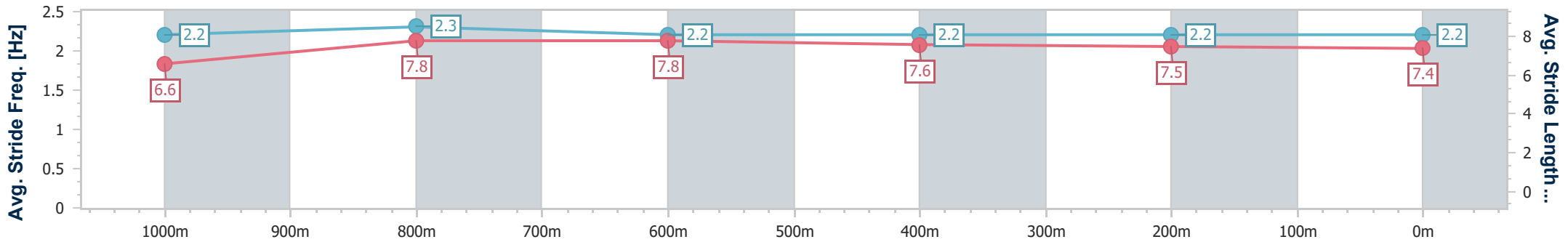
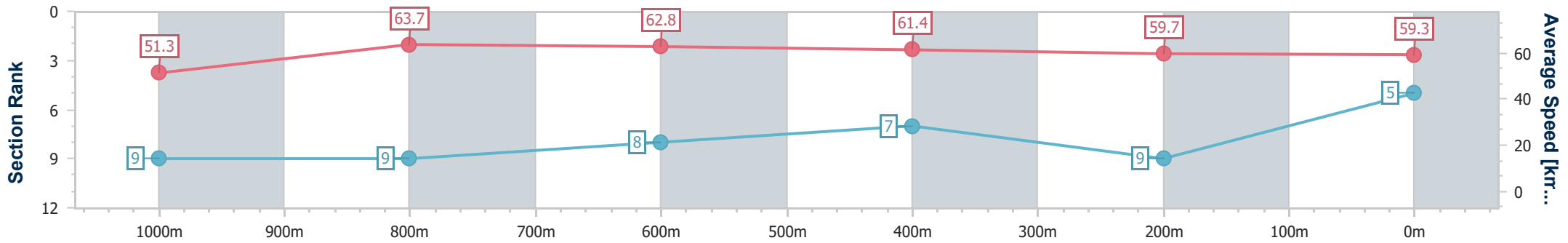
Toowoomba QLD Professional
Race 6: POLISHED BEAUTY BOUTIQUE BENCHMARK 65
Handicap - 1200m



14 September 2024 - 20:36

Track Rating: Good 4, Weather: Fine, Rail Position: True

Section	Overall	1000m	800m	600m	400m	200m
Section Times	1:13.37 [5] (0:14.05)	0:59.32 [9] (0:11.41)	0:47.91 [9] (0:11.58)	0:36.33 [8] (0:11.98)	0:24.35 [7] (0:12.19)	0:12.16 [9] (0:12.16)
Average Speed [km/h]	51.3	63.7	62.8	61.4	59.7	59.3
Top Speed [km/h]	63.7	64.2	64.5	62.3	60.6	60.6
Avg. Dist. to Rail [m]	7.5	2.7	2.8	3.4	4.3	6.8
Avg. Stride Freq. [Hz]	2.2	2.3	2.2	2.2	2.2	2.2
Avg. Stride Length [m]	6.6	7.8	7.8	7.6	7.5	7.4



- [] Ranking at each section and finish
- .-.- No data available at this section
- NA No data available



Horse/Jockey Name	Takara Star
Final Rank	6
Fastest Section Time (Section)	0:11.47 (1000m)
Top Speed [km/h] (Section)	65.2 (1000m)
Race State	Finished



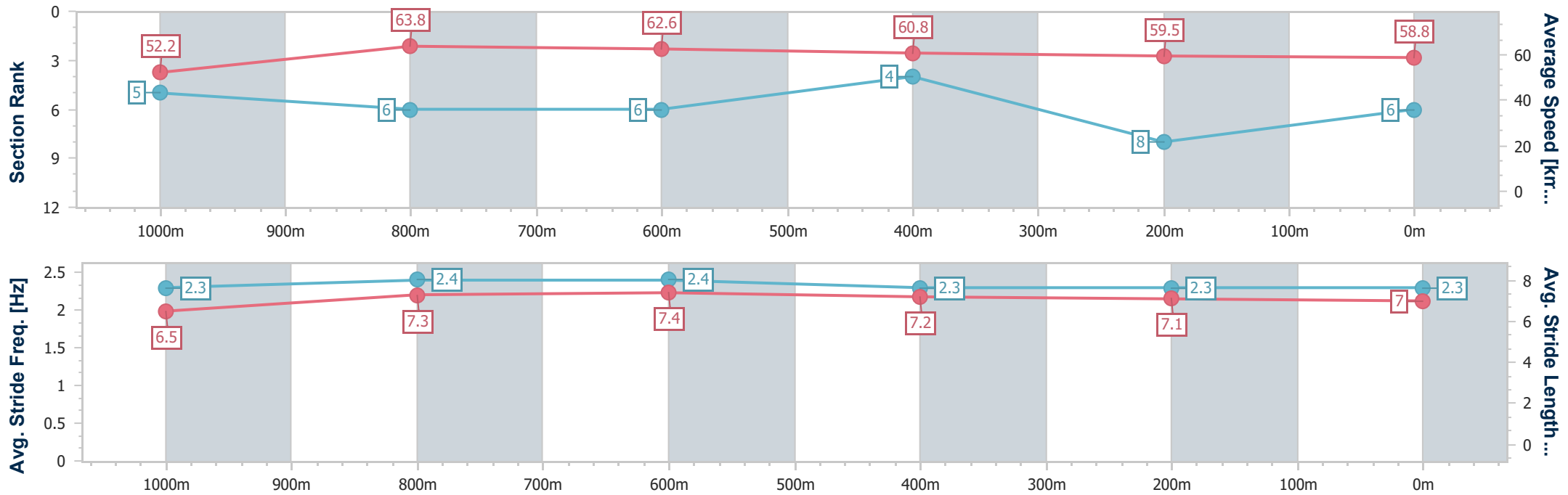
Toowoomba QLD Professional
Race 6: POLISHED BEAUTY BOUTIQUE BENCHMARK 65
Handicap - 1200m



14 September 2024 - 20:36

Track Rating: Good 4, Weather: Fine, Rail Position: True

Section	Overall	1000m	800m	600m	400m	200m
Section Times	1:13.44 [6] (0:13.78)	0:59.66 [5] (0:11.47)	0:48.19 [6] (0:11.63)	0:36.56 [6] (0:11.99)	0:24.57 [4] (0:12.30)	0:12.27 [8] (0:12.27)
Average Speed [km/h]	52.2	63.8	62.6	60.8	59.5	58.8
Top Speed [km/h]	65.0	65.2	64.4	61.6	60.5	59.7
Avg. Dist. to Rail [m]	9.6	4.6	3.4	2.5	5.3	6.9
Avg. Stride Freq. [Hz]	2.3	2.4	2.4	2.3	2.3	2.3
Avg. Stride Length [m]	6.5	7.3	7.4	7.2	7.1	7.0



- [] Ranking at each section and finish
- .-.- No data available at this section
- NA No data available



Horse/Jockey Name	My Moses
Final Rank	7
Fastest Section Time (Section)	0:11.41 (1000m)
Top Speed [km/h] (Section)	64.9 (Overall)
Race State	Finished



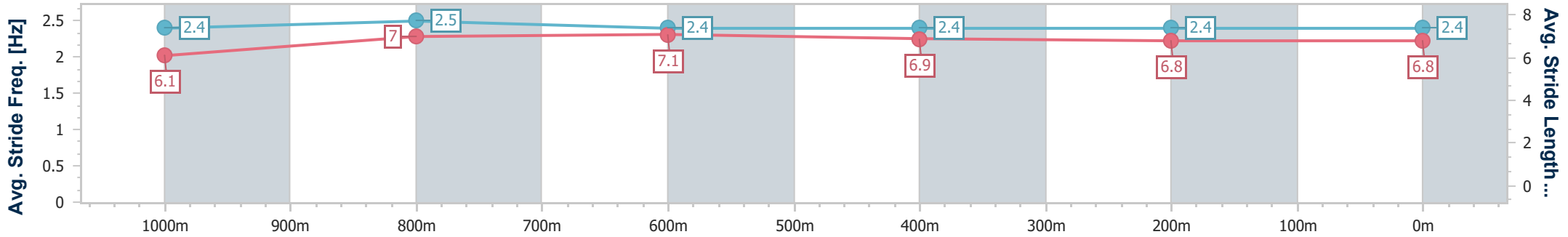
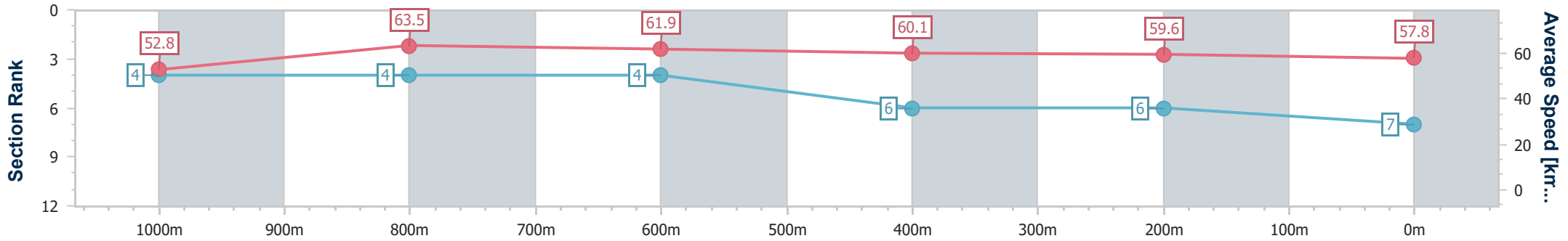
Toowoomba QLD Professional
Race 6: POLISHED BEAUTY BOUTIQUE BENCHMARK 65
Handicap - 1200m



14 September 2024 - 20:36

Track Rating: Good 4, Weather: Fine, Rail Position: True

Section	Overall	1000m	800m	600m	400m	200m
Section Times	1:13.49 [7] (0:13.66)	0:59.83 [4] (0:11.41)	0:48.42 [4] (0:11.71)	0:36.71 [4] (0:12.11)	0:24.60 [6] (0:12.16)	0:12.44 [6] (0:12.44)
Average Speed [km/h]	52.8	63.5	61.9	60.1	59.6	57.8
Top Speed [km/h]	64.9	64.9	63.9	61.8	61.2	58.8
Avg. Dist. to Rail [m]	4.4	2.0	2.4	1.9	2.8	5.9
Avg. Stride Freq. [Hz]	2.4	2.5	2.4	2.4	2.4	2.4
Avg. Stride Length [m]	6.1	7.0	7.1	6.9	6.8	6.8



- [] Ranking at each section and finish
- .-.- No data available at this section
- NA No data available



Horse/Jockey Name	Dragon Pins
Final Rank	8
Fastest Section Time (Section)	0:11.41 (1000m)
Top Speed [km/h] (Section)	65.2 (1000m)
Race State	Finished



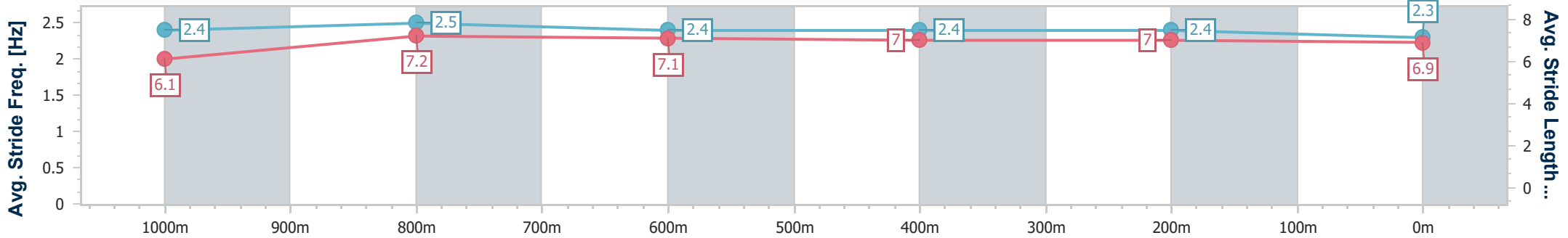
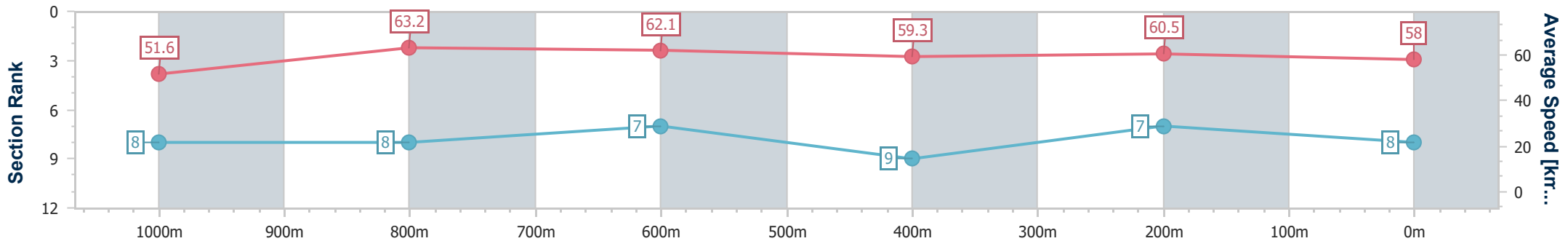
Toowoomba QLD Professional
Race 6: POLISHED BEAUTY BOUTIQUE BENCHMARK 65
Handicap - 1200m



14 September 2024 - 20:36

Track Rating: Good 4, Weather: Fine, Rail Position: True

Section	Overall	1000m	800m	600m	400m	200m
Section Times	1:13.59 [8] (0:13.99)	0:59.60 [8] (0:11.41)	0:48.19 [8] (0:11.64)	0:36.55 [7] (0:12.21)	0:24.34 [9] (0:11.92)	0:12.42 [7] (0:12.42)
Average Speed [km/h]	51.6	63.2	62.1	59.3	60.5	58.0
Top Speed [km/h]	65.0	65.2	63.0	61.5	61.6	59.7
Avg. Dist. to Rail [m]	3.1	0.7	1.7	1.6	0.5	0.6
Avg. Stride Freq. [Hz]	2.4	2.5	2.4	2.4	2.4	2.3
Avg. Stride Length [m]	6.1	7.2	7.1	7.0	7.0	6.9



- [] Ranking at each section and finish
- .-.- No data available at this section
- NA No data available



Horse/Jockey Name	Point Break
Final Rank	9
Fastest Section Time (Section)	0:11.38 (1000m)
Top Speed [km/h] (Section)	66.5 (1000m)
Race State	Finished



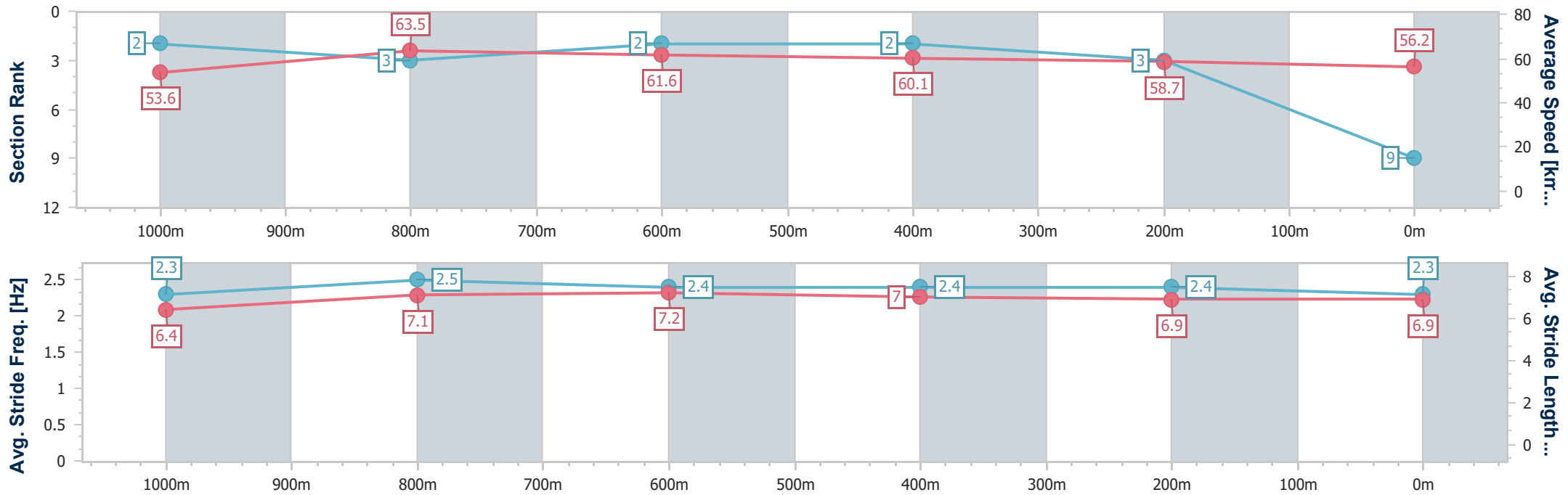
Toowoomba QLD Professional
 Race 6: POLISHED BEAUTY BOUTIQUE BENCHMARK 65
 Handicap - 1200m



14 September 2024 - 20:36

Track Rating: Good 4, Weather: Fine, Rail Position: True

Section	Overall	1000m	800m	600m	400m	200m
Section Times	1:13.66 [9] (0:13.45)	1:00.21 [2] (0:11.38)	0:48.83 [3] (0:11.74)	0:37.09 [2] (0:11.96)	0:25.13 [2] (0:12.31)	0:12.82 [3] (0:12.82)
Average Speed [km/h]	53.6	63.5	61.6	60.1	58.7	56.2
Top Speed [km/h]	66.5	66.5	63.3	61.9	61.0	58.4
Avg. Dist. to Rail [m]	5.5	1.8	0.8	0.4	1.8	2.9
Avg. Stride Freq. [Hz]	2.3	2.5	2.4	2.4	2.4	2.3
Avg. Stride Length [m]	6.4	7.1	7.2	7.0	6.9	6.9



- [] Ranking at each section and finish
- .-.- No data available at this section
- NA No data available



Toowoomba QLD Professional

Race 7: OBT FINANCIAL GROUP Maiden Plate - 1000m

14 September 2024 - 21:09



Track Rating: Good 4, Weather: Fine, Rail Position: True

Section		Overall					Last 600m					
Field Times		1:00.37	800m	600m	400m	200m	0:35.51					
		(0:13.88)	(0:10.98)	(0:11.77)	(0:11.66)	(0:12.08)						
Rank	TAB	Horse/Jockey	Barrier	Top Speed [km/h]	Fastest Section	Overall	800m	600m	400m	200m	Margin	Distance Travelled [m]
1	5	GAZZA'S DIAMOND Michael Murphy	7	65.5	0:11.16	1:00.37 [1] (0:14.13)	0:46.24 [5] (0:11.16)	0:35.08 [4] (0:11.54)	0:23.54 [4] (0:11.74)	0:11.80 [2] (0:11.80)	1:00.37	0:35.08
2	7	STELLER EAGLE Landan Sykes	3	65.7	0:11.15	1:00.39 [2] (0:14.01)	0:46.38 [3] (0:11.15)	0:35.23 [3] (0:11.51)	0:23.72 [3] (0:11.62)	0:12.10 [1] (0:12.10)	0.1L	0:35.23 -2
3	2	JEDIAH Madeleine Wishart	4	66.9	0:11.09	1:00.69 [3] (0:14.54)	0:46.15 [9] (0:11.09)	0:35.06 [6] (0:11.31)	0:23.75 [5] (0:11.91)	0:11.84 [3] (0:11.84)	1.9L	0:35.06 -3
4	11	WIFE IS RIGHT Luke Tarrant	12	65.9	0:11.44	1:01.22 [4] (0:14.37)	0:46.85 [7] (0:11.60)	0:35.25 [10] (0:11.44)	0:23.81 [8] (0:11.74)	0:12.07 [5] (0:12.07)	4.9L	0:35.25 +15
5	4	FEASO STACKS Olivia Kendal	11	65.7	0:11.41	1:01.49 [5] (0:14.38)	0:47.11 [8] (0:11.41)	0:35.70 [8] (0:11.72)	0:23.98 [9] (0:11.81)	0:12.17 [6] (0:12.17)	6.4L	0:35.70 +6
6	8	STREET DAZZLER Les Tilley	1	64.9	0:11.33	1:01.83 [6] (0:14.61)	0:47.22 [10] (0:11.33)	0:35.89 [9] (0:11.83)	0:24.06 [10] (0:11.91)	0:12.15 [10] (0:12.15)	8.2L	0:35.89 -3
7	1	COLTMAN Dylan Bennett	8	67.5	0:11.04	1:01.86 [7] (0:13.91)	0:47.95 [2] (0:11.04)	0:36.91 [2] (0:11.68)	0:25.23 [1] (0:12.30)	0:12.93 [4] (0:12.93)	8.4L	0:36.91 -2
8	3	EVOLEUS Karl Zechner	9	65.6	0:11.55	1:01.91 [8] (0:14.10)	0:47.81 [4] (0:11.55)	0:36.26 [7] (0:11.70)	0:24.56 [7] (0:12.13)	0:12.43 [9] (0:12.43)	8.6L	0:36.26 +6
9	6	MISTY GOLD Montanna Savva	5	66.7	0:11.16	1:02.29 [9] (0:14.36)	0:47.93 [6] (0:11.16)	0:36.77 [5] (0:11.69)	0:25.08 [6] (0:12.25)	0:12.83 [8] (0:12.83)	10.6L	0:36.77 -1
10	9	TOXIC Justin Stanley	2	66.7	0:10.98	1:03.02 [10] (0:13.88)	0:49.14 [1] (0:10.98)	0:38.16 [1] (0:11.80)	0:26.36 [2] (0:12.67)	0:13.69 [7] (0:13.69)	14.9L	0:38.16 -1

Scratched: Tsukino (#10), Oriente (#12), Melancolie (#13), Hasbulla (#14)

Report Created: Sat 14 September 2024 21:23 GM (Note: Timing is based on position data)

Page 1/11

[] Ranking at each section and finish
 -:-:- No data available at this section
 NA No data available

SCN Saddle cloth number
 DNF Did not finish
 DNT Did not track

data processed by TRIPLESDATA



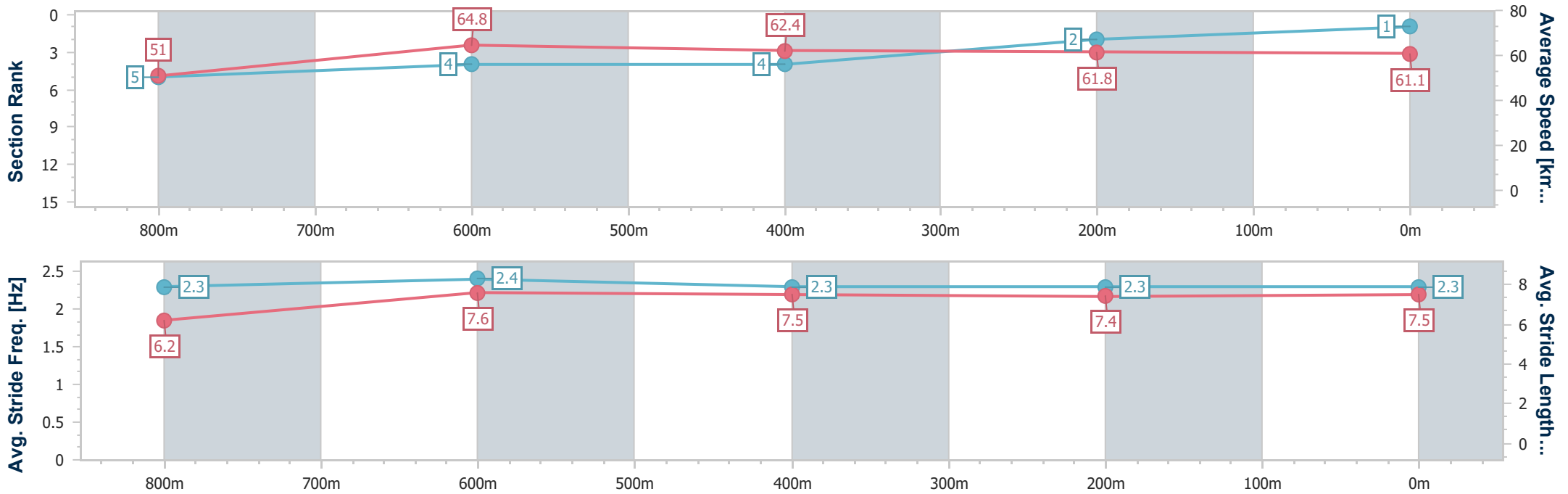
Horse/Jockey Name	Gazza's Diamond
Final Rank	1
Fastest Section Time (Section)	0:11.16 (800m)
Top Speed [km/h] (Section)	65.5 (Overall)
Race State	Finished



Toowoomba QLD Professional
 Race 7: OBT FINANCIAL GROUP Maiden Plate - 1000m
 14 September 2024 - 21:09
 Track Rating: Good 4, Weather: Fine, Rail Position: True



Section	Overall	800m	600m	400m	200m
Section Times	1:00.37 [1] (0:14.13)	0:46.24 [5] (0:11.16)	0:35.08 [4] (0:11.54)	0:23.54 [4] (0:11.74)	0:11.80 [2] (0:11.80)
Average Speed [km/h]	51.0	64.8	62.4	61.8	61.1
Top Speed [km/h]	65.5	65.4	65.1	62.6	61.3
Avg. Dist. to Rail [m]	3.4	0.4	0.5	2.2	3.5
Avg. Stride Freq. [Hz]	2.3	2.4	2.3	2.3	2.3
Avg. Stride Length [m]	6.2	7.6	7.5	7.4	7.5



- [] Ranking at each section and finish
- .-.- No data available at this section
- NA No data available



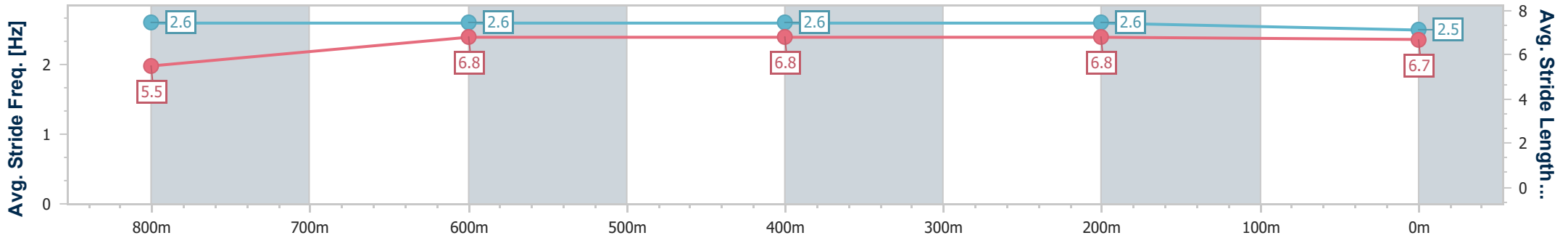
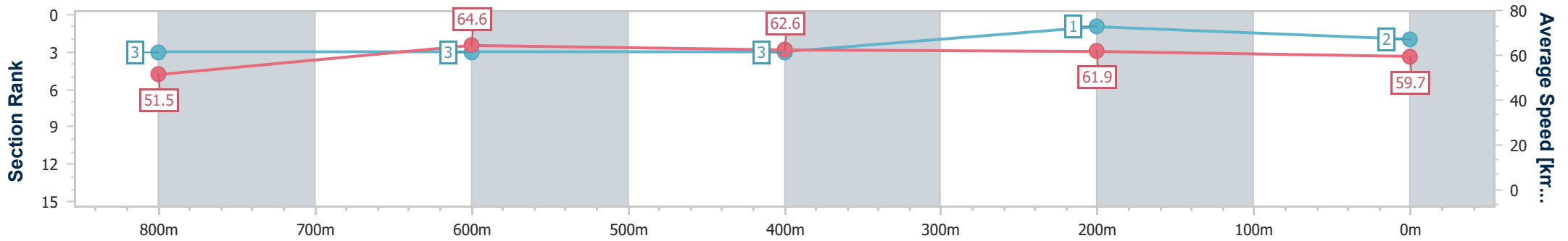
Horse/Jockey Name	Steller Eagle
Final Rank	2
Fastest Section Time (Section)	0:11.15 (800m)
Top Speed [km/h] (Section)	65.7 (800m)
Race State	Finished



Toowoomba QLD Professional
 Race 7: OBT FINANCIAL GROUP Maiden Plate - 1000m
 14 September 2024 - 21:09
 Track Rating: Good 4, Weather: Fine, Rail Position: True



Section	Overall	800m	600m	400m	200m
Section Times	1:00.39 [2] (0:14.01)	0:46.38 [3] (0:11.15)	0:35.23 [3] (0:11.51)	0:23.72 [3] (0:11.62)	0:12.10 [1] (0:12.10)
Average Speed [km/h]	51.5	64.6	62.6	61.9	59.7
Top Speed [km/h]	65.6	65.7	64.4	62.8	61.7
Avg. Dist. to Rail [m]	1.9	0.4	0.3	0.6	1.2
Avg. Stride Freq. [Hz]	2.6	2.6	2.6	2.6	2.5
Avg. Stride Length [m]	5.5	6.8	6.8	6.8	6.7



- [] Ranking at each section and finish
- .-.- No data available at this section
- NA No data available



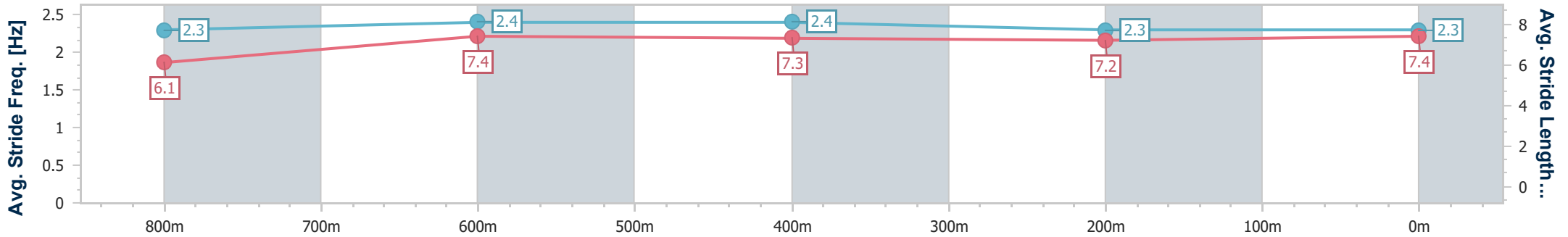
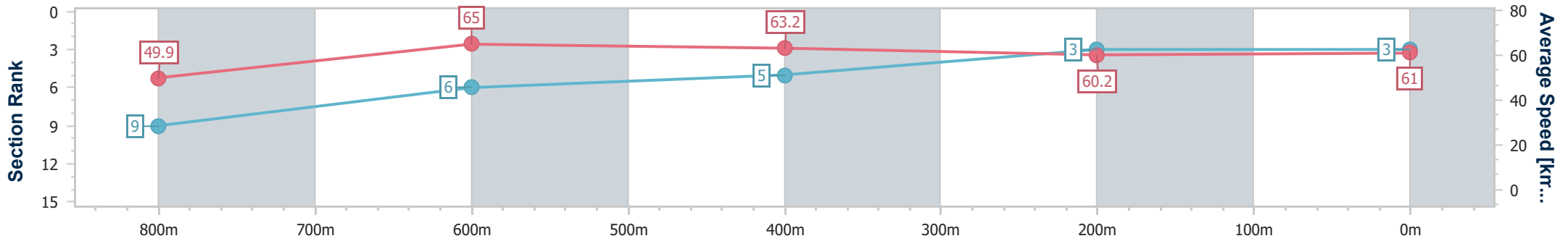
Horse/Jockey Name	Jediah
Final Rank	3
Fastest Section Time (Section)	0:11.09 (800m)
Top Speed [km/h] (Section)	66.9 (Overall)
Race State	Finished



Toowoomba QLD Professional
 Race 7: OBT FINANCIAL GROUP Maiden Plate - 1000m
 14 September 2024 - 21:09
 Track Rating: Good 4, Weather: Fine, Rail Position: True



Section	Overall	800m	600m	400m	200m
Section Times	1:00.69 [3] (0:14.54)	0:46.15 [9] (0:11.09)	0:35.06 [6] (0:11.31)	0:23.75 [5] (0:11.91)	0:11.84 [3] (0:11.84)
Average Speed [km/h]	49.9	65.0	63.2	60.2	61.0
Top Speed [km/h]	66.9	66.8	65.9	61.1	61.2
Avg. Dist. to Rail [m]	2.4	0.5	0.9	0.6	1.7
Avg. Stride Freq. [Hz]	2.3	2.4	2.4	2.3	2.3
Avg. Stride Length [m]	6.1	7.4	7.3	7.2	7.4



- [] Ranking at each section and finish
- .-.- No data available at this section
- NA No data available



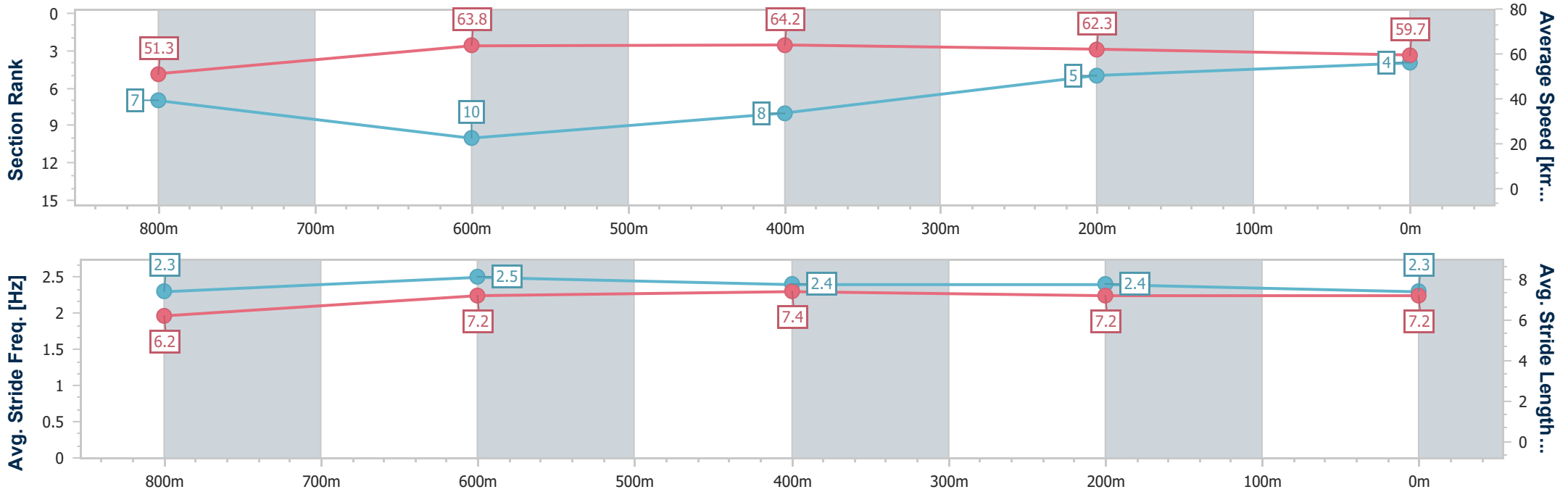
Horse/Jockey Name	Wife Is Right
Final Rank	4
Fastest Section Time (Section)	0:11.44 (600m)
Top Speed [km/h] (Section)	65.9 (800m)
Race State	Finished



Toowoomba QLD Professional
 Race 7: OBT FINANCIAL GROUP Maiden Plate - 1000m
 14 September 2024 - 21:09
 Track Rating: Good 4, Weather: Fine, Rail Position: True



Section	Overall	800m	600m	400m	200m
Section Times	1:01.22 [4] (0:14.37)	0:46.85 [7] (0:11.60)	0:35.25 [10] (0:11.44)	0:23.81 [8] (0:11.74)	0:12.07 [5]
Average Speed [km/h]	51.3	63.8	64.2	62.3	59.7
Top Speed [km/h]	65.2	65.9	65.9	64.3	61.6
Avg. Dist. to Rail [m]	12.0	6.5	3.9	5.0	5.1
Avg. Stride Freq. [Hz]	2.3	2.5	2.4	2.4	2.3
Avg. Stride Length [m]	6.2	7.2	7.4	7.2	7.2



- [] Ranking at each section and finish
- .-.- No data available at this section
- NA No data available



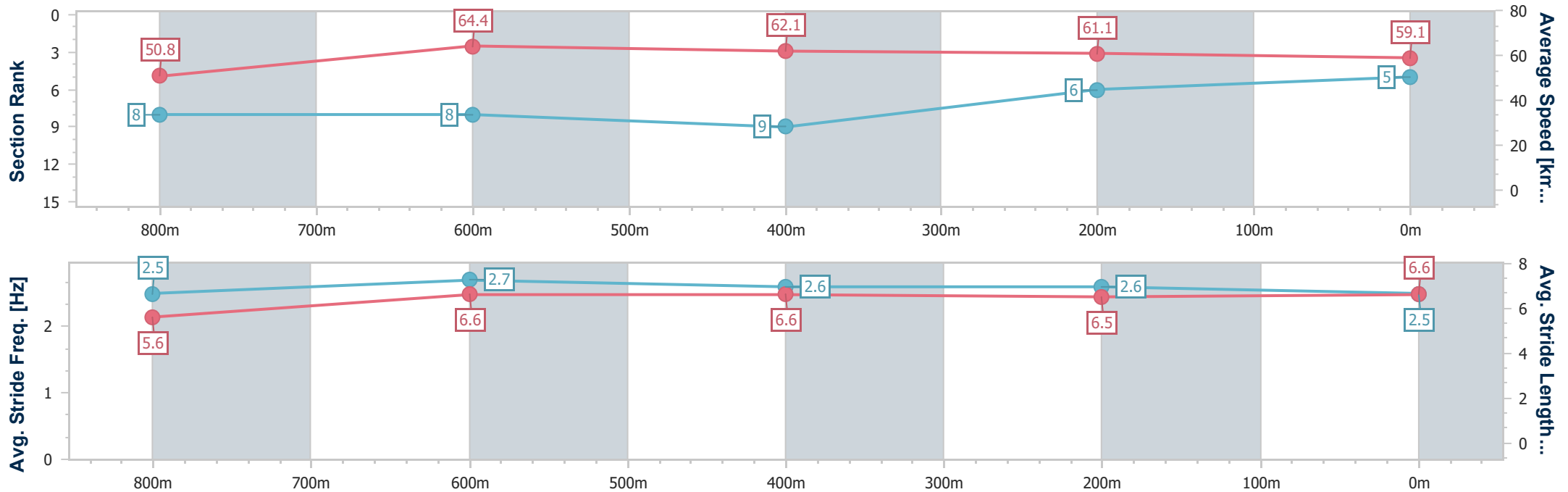
Horse/Jockey Name	Feaso Stacks
Final Rank	5
Fastest Section Time (Section)	0:11.41 (800m)
Top Speed [km/h] (Section)	65.7 (Overall)
Race State	Finished



Toowoomba QLD Professional
 Race 7: OBT FINANCIAL GROUP Maiden Plate - 1000m
 14 September 2024 - 21:09
 Track Rating: Good 4, Weather: Fine, Rail Position: True



Section	Overall	800m	600m	400m	200m
Section Times	1:01.49 [5] (0:14.38)	0:47.11 [8] (0:11.41)	0:35.70 [8] (0:11.72)	0:23.98 [9] (0:11.81)	0:12.17 [6] (0:12.17)
Average Speed [km/h]	50.8	64.4	62.1	61.1	59.1
Top Speed [km/h]	65.7	65.0	64.1	62.7	60.6
Avg. Dist. to Rail [m]	9.5	4.3	2.4	1.3	2.3
Avg. Stride Freq. [Hz]	2.5	2.7	2.6	2.6	2.5
Avg. Stride Length [m]	5.6	6.6	6.6	6.5	6.6



- [] Ranking at each section and finish
- .-.- No data available at this section
- NA No data available



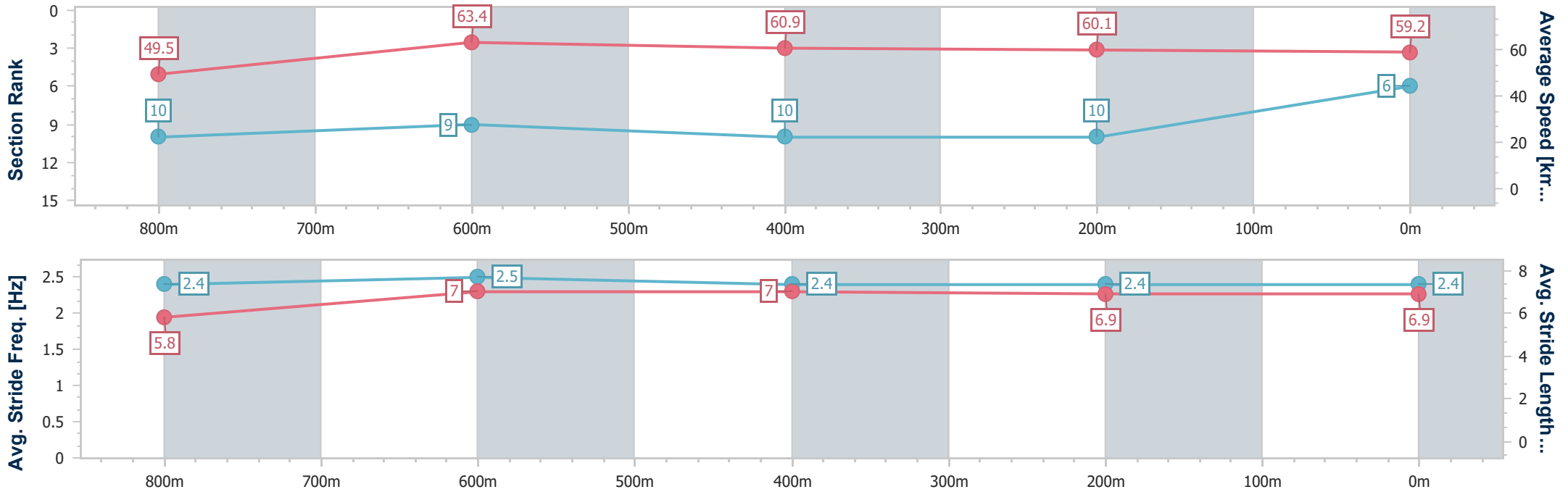
Horse/Jockey Name	Street Dazzler
Final Rank	6
Fastest Section Time (Section)	0:11.33 (800m)
Top Speed [km/h] (Section)	64.9 (Overall)
Race State	Finished



Toowoomba QLD Professional
 Race 7: OBT FINANCIAL GROUP Maiden Plate - 1000m
 14 September 2024 - 21:09
 Track Rating: Good 4, Weather: Fine, Rail Position: True



Section	Overall	800m	600m	400m	200m
Section Times	1:01.83 [6] (0:14.61)	0:47.22 [10] (0:11.33)	0:35.89 [9] (0:11.83)	0:24.06 [10] (0:11.91)	0:12.15 [10] (0:12.15)
Average Speed [km/h]	49.5	63.4	60.9	60.1	59.2
Top Speed [km/h]	64.9	64.1	63.6	61.2	60.7
Avg. Dist. to Rail [m]	1.4	0.3	0.5	1.0	3.7
Avg. Stride Freq. [Hz]	2.4	2.5	2.4	2.4	2.4
Avg. Stride Length [m]	5.8	7.0	7.0	6.9	6.9



- [] Ranking at each section and finish
- .-.- No data available at this section
- NA No data available



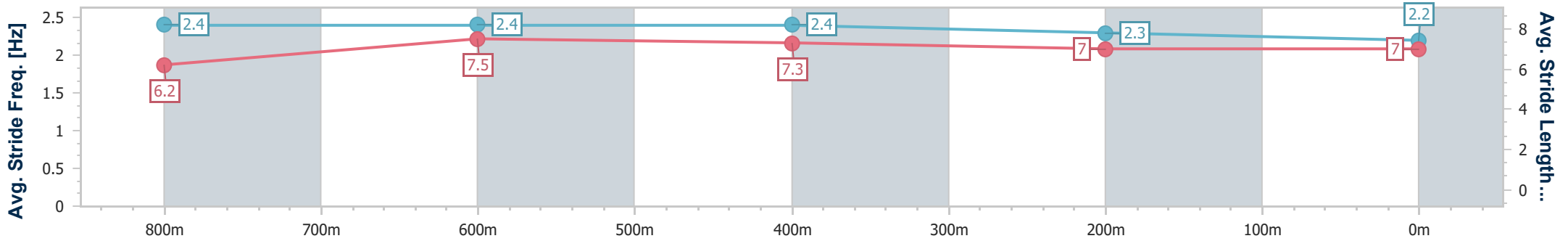
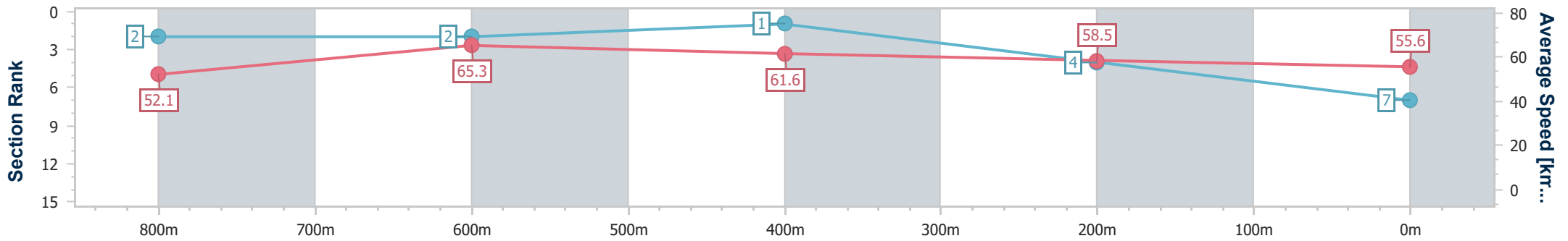
Horse/Jockey Name	Coltman
Final Rank	7
Fastest Section Time (Section)	0:11.04 (800m)
Top Speed [km/h] (Section)	67.5 (Overall)
Race State	Finished



Toowoomba QLD Professional
 Race 7: OBT FINANCIAL GROUP Maiden Plate - 1000m
 14 September 2024 - 21:09
 Track Rating: Good 4, Weather: Fine, Rail Position: True



Section	Overall	800m	600m	400m	200m
Section Times	1:01.86 [7] (0:13.91)	0:47.95 [2] (0:11.04)	0:36.91 [2] (0:11.68)	0:25.23 [1] (0:12.30)	0:12.93 [4] (0:12.93)
Average Speed [km/h]	52.1	65.3	61.6	58.5	55.6
Top Speed [km/h]	67.5	67.4	64.3	59.9	57.9
Avg. Dist. to Rail [m]	5.3	0.5	0.4	0.6	1.4
Avg. Stride Freq. [Hz]	2.4	2.4	2.4	2.3	2.2
Avg. Stride Length [m]	6.2	7.5	7.3	7.0	7.0



- [] Ranking at each section and finish
- .-.- No data available at this section
- NA No data available



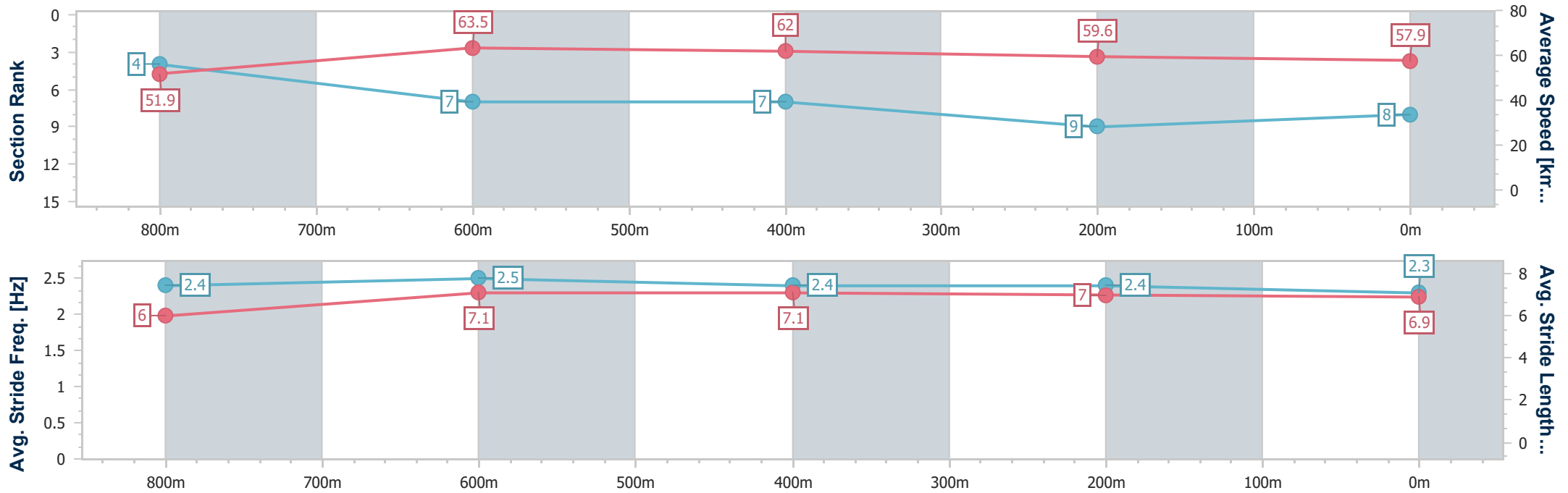
Horse/Jockey Name	Evoeus
Final Rank	8
Fastest Section Time (Section)	0:11.55 (800m)
Top Speed [km/h] (Section)	65.6 (Overall)
Race State	Finished



Toowoomba QLD Professional
 Race 7: OBT FINANCIAL GROUP Maiden Plate - 1000m
 14 September 2024 - 21:09
 Track Rating: Good 4, Weather: Fine, Rail Position: True



Section	Overall	800m	600m	400m	200m
Section Times	1:01.91 [8] (0:14.10)	0:47.81 [4] (0:11.55)	0:36.26 [7] (0:11.70)	0:24.56 [7] (0:12.13)	0:12.43 [9] (0:12.43)
Average Speed [km/h]	51.9	63.5	62.0	59.6	57.9
Top Speed [km/h]	65.6	65.4	64.4	60.8	59.4
Avg. Dist. to Rail [m]	8.0	5.0	1.8	1.6	4.2
Avg. Stride Freq. [Hz]	2.4	2.5	2.4	2.4	2.3
Avg. Stride Length [m]	6.0	7.1	7.1	7.0	6.9



- [] Ranking at each section and finish
- .-.- No data available at this section
- NA No data available



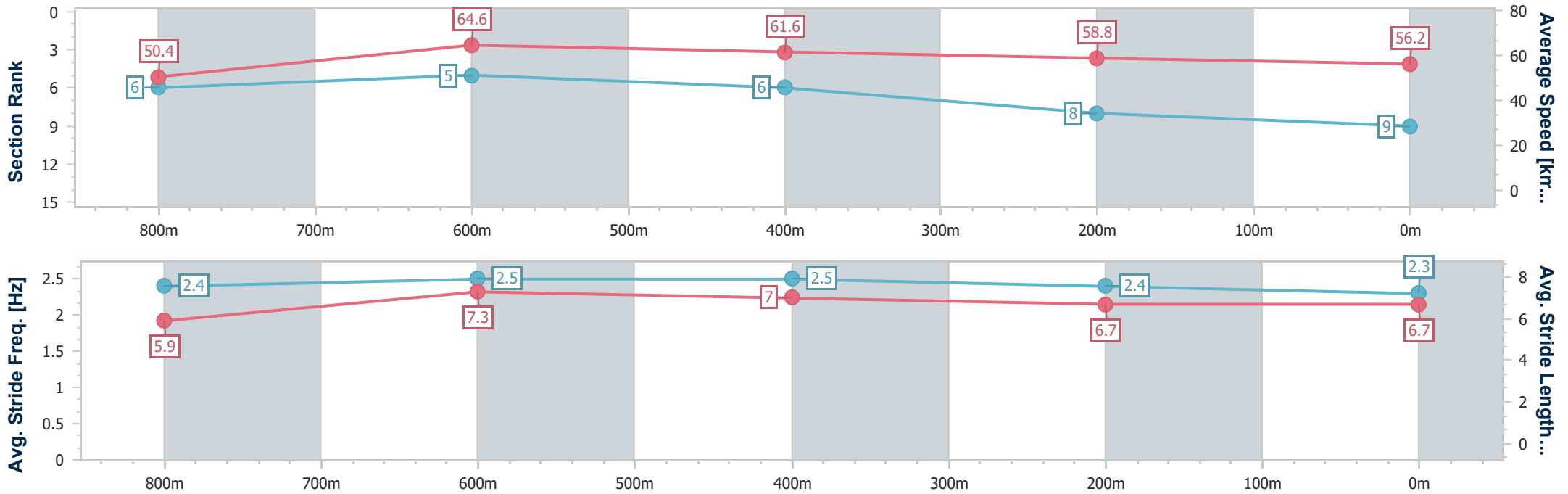
Horse/Jockey Name	Misty Gold
Final Rank	9
Fastest Section Time (Section)	0:11.16 (800m)
Top Speed [km/h] (Section)	66.7 (800m)
Race State	Finished



Toowoomba QLD Professional
 Race 7: OBT FINANCIAL GROUP Maiden Plate - 1000m
 14 September 2024 - 21:09
 Track Rating: Good 4, Weather: Fine, Rail Position: True



Section	Overall	800m	600m	400m	200m
Section Times	1:02.29 [9] (0:14.36)	0:47.93 [6] (0:11.16)	0:36.77 [5] (0:11.69)	0:25.08 [6] (0:12.25)	0:12.83 [8] (0:12.83)
Average Speed [km/h]	50.4	64.6	61.6	58.8	56.2
Top Speed [km/h]	66.0	66.7	64.0	60.1	58.4
Avg. Dist. to Rail [m]	3.9	0.7	0.4	0.7	1.3
Avg. Stride Freq. [Hz]	2.4	2.5	2.5	2.4	2.3
Avg. Stride Length [m]	5.9	7.3	7.0	6.7	6.7



- [] Ranking at each section and finish
- .-.- No data available at this section
- NA No data available



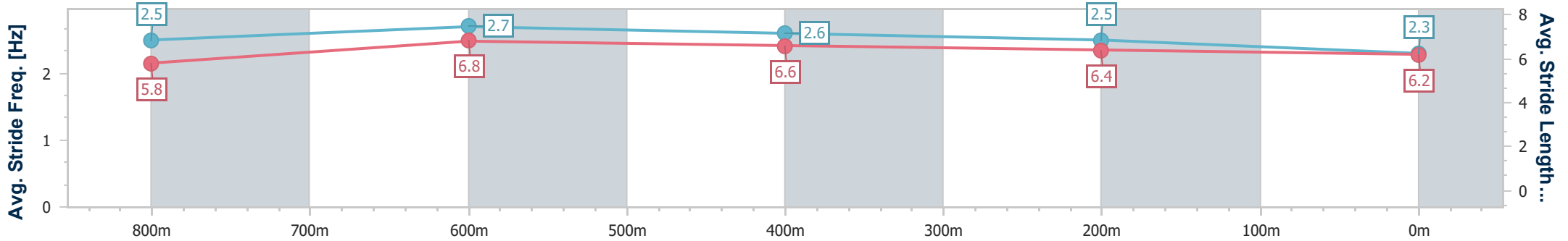
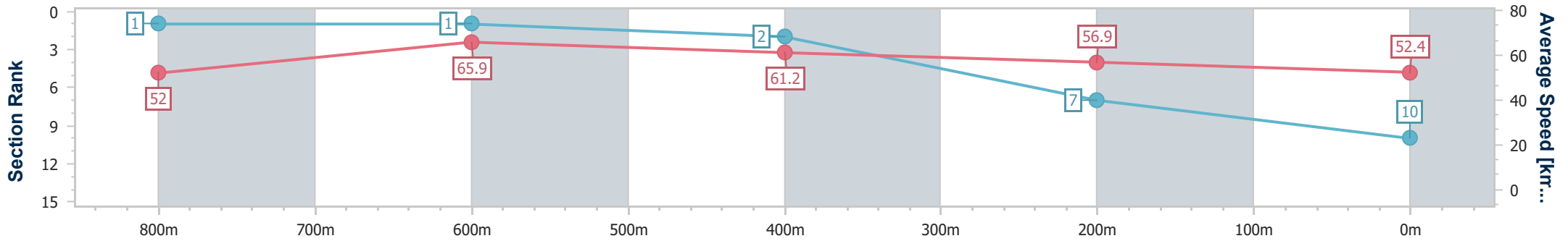
Horse/Jockey Name	Toxic
Final Rank	10
Fastest Section Time (Section)	0:10.98 (800m)
Top Speed [km/h] (Section)	66.7 (800m)
Race State	Finished



Toowoomba QLD Professional
 Race 7: OBT FINANCIAL GROUP Maiden Plate - 1000m
 14 September 2024 - 21:09
 Track Rating: Good 4, Weather: Fine, Rail Position: True



Section	Overall	800m	600m	400m	200m
Section Times	1:03.02 [10] (0:13.88)	0:49.14 [1] (0:10.98)	0:38.16 [1] (0:11.80)	0:26.36 [2] (0:12.67)	0:13.69 [7] (0:13.69)
Average Speed [km/h]	52.0	65.9	61.2	56.9	52.4
Top Speed [km/h]	66.1	66.7	64.1	58.1	56.7
Avg. Dist. to Rail [m]	1.9	1.0	0.3	1.0	0.6
Avg. Stride Freq. [Hz]	2.5	2.7	2.6	2.5	2.3
Avg. Stride Length [m]	5.8	6.8	6.6	6.4	6.2



- [] Ranking at each section and finish
- .-.- No data available at this section
- NA No data available