



Ladbrokes Cannon Park QLD Professional

Race 5: CENTURY CRANES Class 6 Plate - 950m

14 September 2024 - 15:52



Track Rating: Soft 5, Weather: Overcast, Rail Position: True

Section		Overall						800m			600m		400m		200m		Last 600m	
Field Times		0:54.14 (0:10.18)						0:43.96 (0:10.01)			0:33.95 (0:10.58)		0:23.37 (0:11.17)		0:12.20 (0:12.20)		0:33.95	
Rank	TAB	Horse/Jockey	Barrier	Top Speed [km/h]	Fastest Section									Margin			Distance Travelled [m]	
1	4	ALL TIME LEGEND Ryan Wiggins	11	72.0 800m	0:09.96 800m	0:54.14 [1] (0:10.23)	0:43.91 [2] (0:09.96)	0:33.95 [1] (0:10.58)	0:23.37 [1] (0:11.17)	0:12.20 [1] (0:12.20)	0:54.14	0:33.95						
2	5	BOOGIE WONDERLAND Sean Cormack	2	71.0 800m	0:10.32 800m	0:54.44 [2] (0:10.49)	0:43.95 [6] (0:10.32)	0:33.63 [7] (0:10.82)	0:22.81 [8] (0:11.13)	0:11.68 [5] (0:11.68)	1.77L	0:33.63	-2					
3	12	NEVETON Isabella Teh	7	71.4 800m	0:10.19 800m	0:54.65 [3] (0:10.39)	0:44.26 [5] (0:10.19)	0:34.07 [4] (0:10.90)	0:23.17 [5] (0:11.38)	0:11.79 [7] (0:11.79)	3.01L	0:34.07	+1					
4	11	RED BOOMSHAKALAKA Jason Taylor	12	72.0 800m	0:09.94 800m	0:54.69 [4] (0:10.27)	0:44.42 [3] (0:09.94)	0:34.48 [2] (0:10.73)	0:23.75 [2] (0:11.38)	0:12.37 [2] (0:12.37)	3.24L	0:34.48	+1					
5	9	VIBURNUM Tyler Leslight	5	71.3 800m	0:10.01 800m	0:54.72 [5] (0:10.62)	0:44.10 [8] (0:10.01)	0:34.09 [5] (0:10.77)	0:23.32 [4] (0:11.15)	0:12.17 [3] (0:12.17)	3.39L	0:34.09	+1					
6	6	REGAL CONQUEROR Nathan Thomas	6	70.9 800m	0:10.31 800m	0:55.16 [6] (0:10.36)	0:44.80 [4] (0:10.31)	0:34.49 [6] (0:10.95)	0:23.54 [7] (0:11.40)	0:12.14 [8] (0:12.14)	6.03L	0:34.49	-2					
7	7	THATFEELSBETTER Justin Huxtable	10	72.0 800m	0:10.21 800m	0:55.23 [7] (0:10.67)	0:44.56 [9] (0:10.21)	0:34.35 [8] (0:10.70)	0:23.65 [6] (0:11.16)	0:12.49 [4] (0:12.49)	6.41L	0:34.35	-1					
8	8	POMADE Chris Whiteley	1	71.4 800m	0:10.18 Overall	0:55.36 [8] (0:10.18)	0:45.18 [1] (0:10.26)	0:34.92 [3] (0:10.84)	0:24.08 [3] (0:11.58)	0:12.50 [6] (0:12.50)	7.21L	0:34.92	-3					
9	10	PRINCIPESSA Lacey Morrison	3	71.3 800m	0:10.21 800m	0:55.59 [9] (0:10.69)	0:44.90 [10] (0:10.21)	0:34.69 [9] (0:10.89)	0:23.80 [9] (0:11.60)	0:12.20 [9] (0:12.20)	8.55L	0:34.69	+0					
10	3	STRATEGIST Nathan Day	4	68.9 800m	0:10.53 Overall	0:55.64 [10] (0:10.53)	0:45.11 [7] (0:10.54)	0:34.57 [10] (0:11.05)	0:23.52 [10] (0:11.51)	0:12.01 [10] (0:12.01)	8.81L	0:34.57	+2					

Scratched: Macedon Flyer (#1)

[] Ranking at each section and finish
 -:-:- No data available at this section
 NA No data available

SCN Saddle cloth number
 DNF Did not finish
 DNT Did not track



Ladbrokes Cannon Park QLD Professional

Race 5: CENTURY CRANES Class 6 Plate - 950m

14 September 2024 - 15:52



Track Rating: Soft 5, Weather: Overcast, Rail Position: True

Section		Overall	800m	600m	400m	200m	Last 600m					
Field Times		0:54.14 (0:10.18)	0:43.96 (0:10.01)	0:33.95 (0:10.58)	0:23.37 (0:11.17)	0:12.20 (0:12.20)	0:33.95					
Rank	TAB Horse/Jockey	Barrier	Top Speed [km/h]	Fastest Section	Margin					Distance Travelled [m]		
11	2 SIDE HUSTLE Ashley Butler	9	70.8 800m	0:10.57 800m	0:55.89 [11] (0:10.80)	0:45.09 [11] (0:10.57)	0:34.52 [11] (0:11.11)	0:23.41 [11] (0:11.50)	0:11.91 [11] (0:11.91)	10.28L	0:34.52	+3

Scratched: Macedon Flyer (#1)

[] Ranking at each section and finish
 -:-:-:- No data available at this section
 NA No data available

SCN Saddle cloth number
 DNF Did not finish
 DNT Did not track



Horse/Jockey Name	All Time Legend
Final Rank	1
Fastest Section Time (Section)	0:09.96 (800m)
Top Speed [km/h] (Section)	72.0 (800m)
Race State	Finished



Ladbrokes Cannon Park QLD Professional

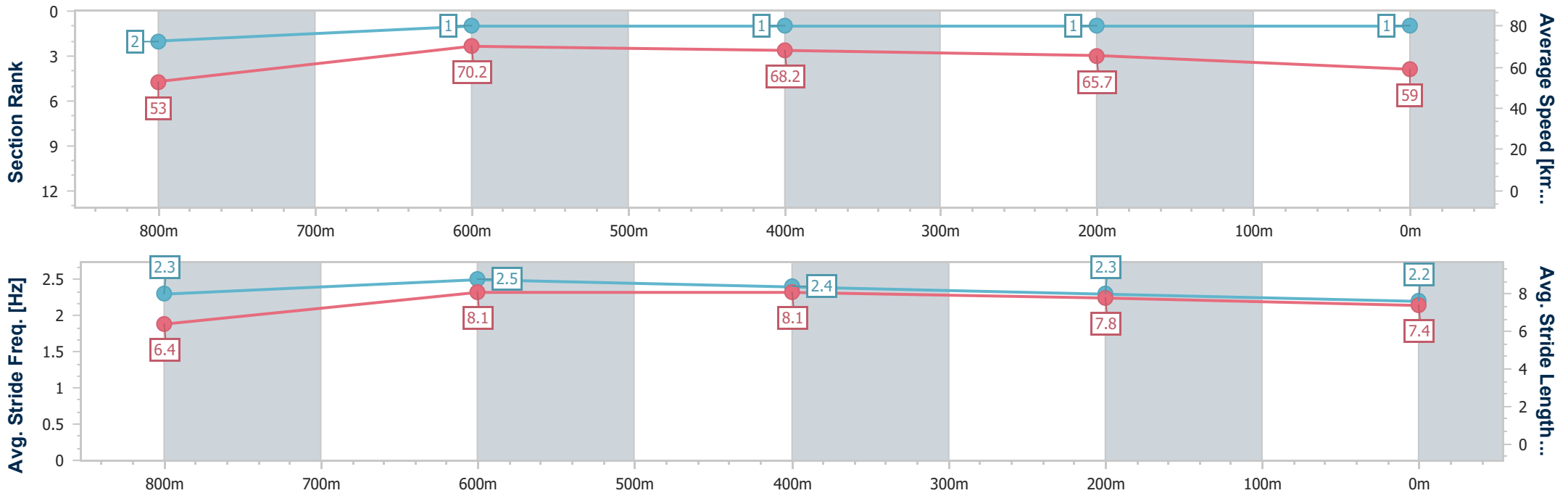
Race 5: CENTURY CRANES Class 6 Plate - 950m

14 September 2024 - 15:52

Track Rating: Soft 5, Weather: Overcast, Rail Position: True



Section	Overall	800m	600m	400m	200m
Section Times	0:54.14 [1] (0:10.23)	0:43.91 [2] (0:09.96)	0:33.95 [1] (0:10.58)	0:23.37 [1] (0:11.17)	0:12.20 [1] (0:12.20)
Average Speed [km/h]	53.0	70.2	68.2	65.7	59.0
Top Speed [km/h]	71.6	72.0	71.1	66.9	62.9
Avg. Dist. to Rail [m]	10.1	4.0	1.1	7.3	8.3
Avg. Stride Freq. [Hz]	2.3	2.5	2.4	2.3	2.2
Avg. Stride Length [m]	6.4	8.1	8.1	7.8	7.4



- [] Ranking at each section and finish
- .-.- No data available at this section
- NA No data available



Horse/Jockey Name	Boogie Wonderland
Final Rank	2
Fastest Section Time (Section)	0:10.32 (800m)
Top Speed [km/h] (Section)	71.0 (800m)
Race State	Finished



Ladbrokes Cannon Park QLD Professional

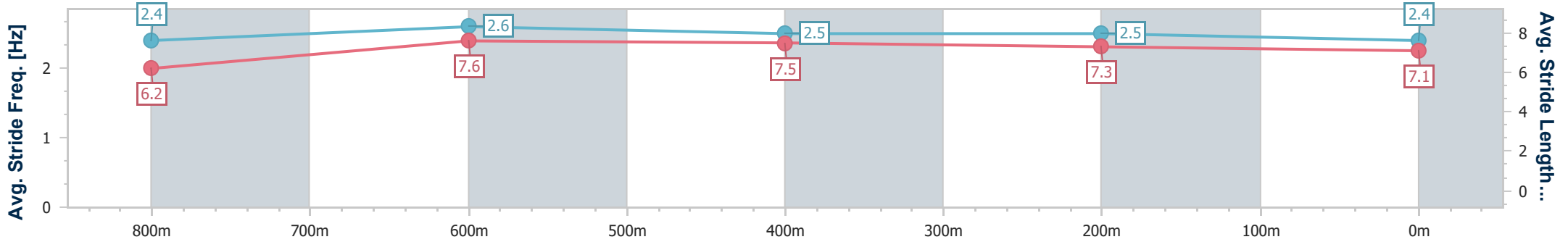
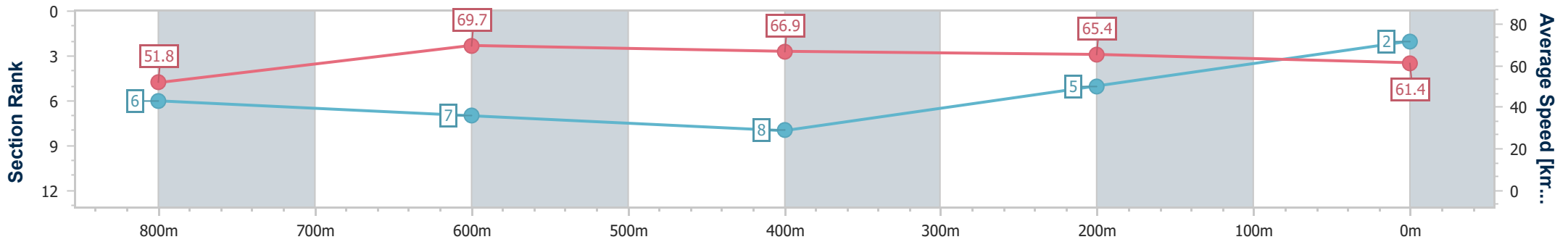
Race 5: CENTURY CRANES Class 6 Plate - 950m

14 September 2024 - 15:52

Track Rating: Soft 5, Weather: Overcast, Rail Position: True



Section	Overall	800m	600m	400m	200m
Section Times	0:54.44 [2] (0:10.49)	0:43.95 [6] (0:10.32)	0:33.63 [7] (0:10.82)	0:22.81 [8] (0:11.13)	0:11.68 [5] (0:11.68)
Average Speed [km/h]	51.8	69.7	66.9	65.4	61.4
Top Speed [km/h]	68.5	71.0	69.5	66.6	64.4
Avg. Dist. to Rail [m]	2.7	0.5	1.2	4.5	4.4
Avg. Stride Freq. [Hz]	2.4	2.6	2.5	2.5	2.4
Avg. Stride Length [m]	6.2	7.6	7.5	7.3	7.1



- [] Ranking at each section and finish
- .-.- No data available at this section
- NA No data available



Horse/Jockey Name	Neveton
Final Rank	3
Fastest Section Time (Section)	0:10.19 (800m)
Top Speed [km/h] (Section)	71.4 (800m)
Race State	Finished



Ladbrokes Cannon Park QLD Professional

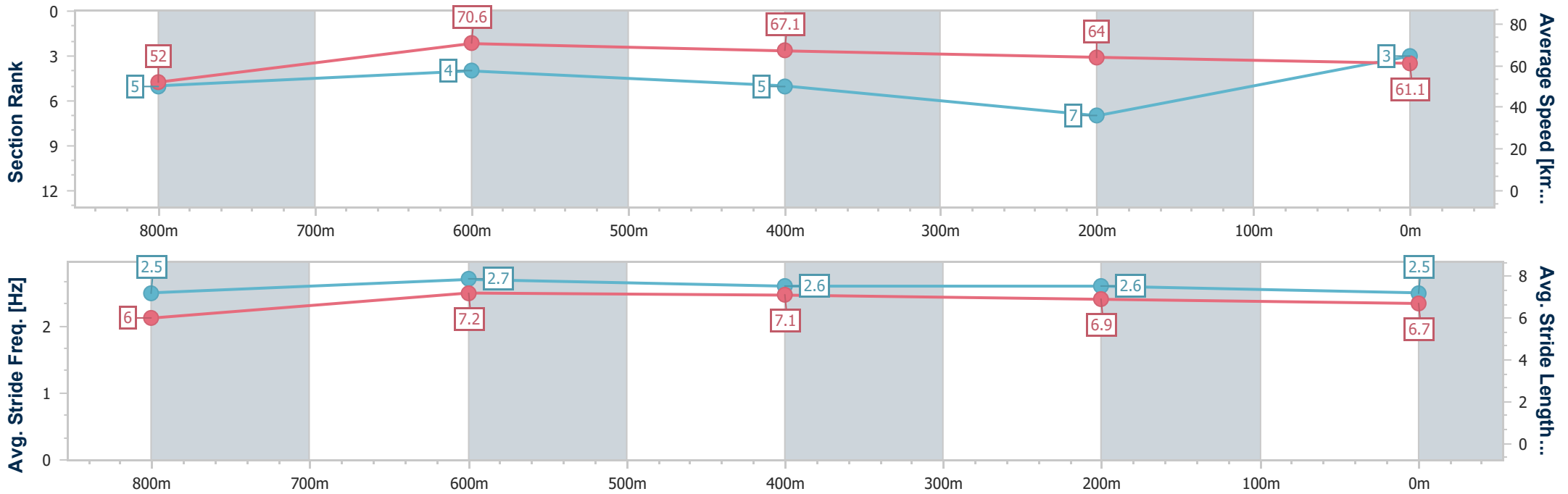
Race 5: CENTURY CRANES Class 6 Plate - 950m

14 September 2024 - 15:52

Track Rating: Soft 5, Weather: Overcast, Rail Position: True



Section	Overall	800m	600m	400m	200m
Section Times	0:54.65 [3] (0:10.39)	0:44.26 [5] (0:10.19)	0:34.07 [4] (0:10.90)	0:23.17 [5] (0:11.38)	0:11.79 [7] (0:11.79)
Average Speed [km/h]	52.0	70.6	67.1	64.0	61.1
Top Speed [km/h]	70.1	71.4	70.6	65.6	64.5
Avg. Dist. to Rail [m]	6.2	1.1	2.1	6.5	5.8
Avg. Stride Freq. [Hz]	2.5	2.7	2.6	2.6	2.5
Avg. Stride Length [m]	6.0	7.2	7.1	6.9	6.7



- [] Ranking at each section and finish
- .-.- No data available at this section
- NA No data available



Horse/Jockey Name	Red Boomshakalaka
Final Rank	4
Fastest Section Time (Section)	0:09.94 (800m)
Top Speed [km/h] (Section)	72.0 (800m)
Race State	Finished



Ladbrokes Cannon Park QLD Professional

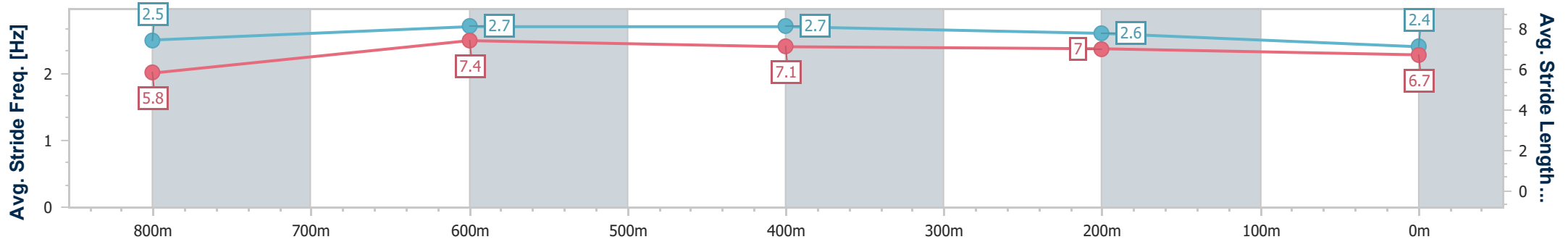
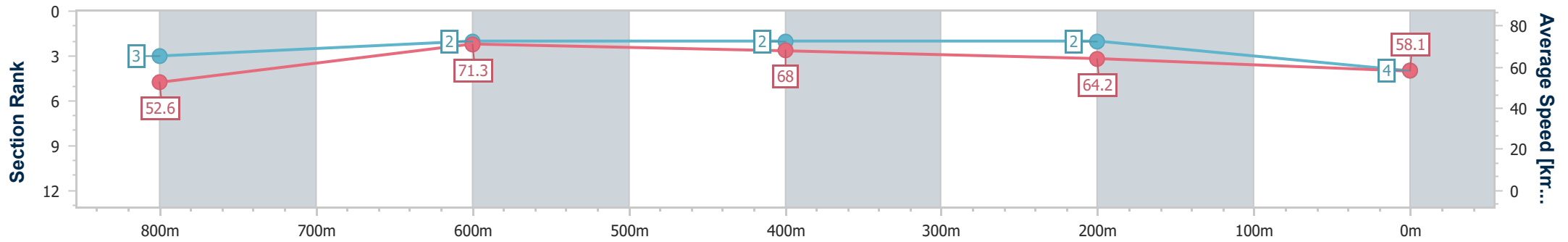
Race 5: CENTURY CRANES Class 6 Plate - 950m

14 September 2024 - 15:52

Track Rating: Soft 5, Weather: Overcast, Rail Position: True



Section	Overall	800m	600m	400m	200m
Section Times	0:54.69 [4] (0:10.27)	0:44.42 [3] (0:09.94)	0:34.48 [2] (0:10.73)	0:23.75 [2] (0:11.38)	0:12.37 [2] (0:12.37)
Average Speed [km/h]	52.6	71.3	68.0	64.2	58.1
Top Speed [km/h]	70.9	72.0	71.4	66.6	61.3
Avg. Dist. to Rail [m]	10.6	4.6	2.3	6.8	7.9
Avg. Stride Freq. [Hz]	2.5	2.7	2.7	2.6	2.4
Avg. Stride Length [m]	5.8	7.4	7.1	7.0	6.7



- [] Ranking at each section and finish
- .-.- No data available at this section
- NA No data available



Horse/Jockey Name	Viburnum
Final Rank	5
Fastest Section Time (Section)	0:10.01 (800m)
Top Speed [km/h] (Section)	71.3 (800m)
Race State	Finished



Ladbrokes Cannon Park QLD Professional

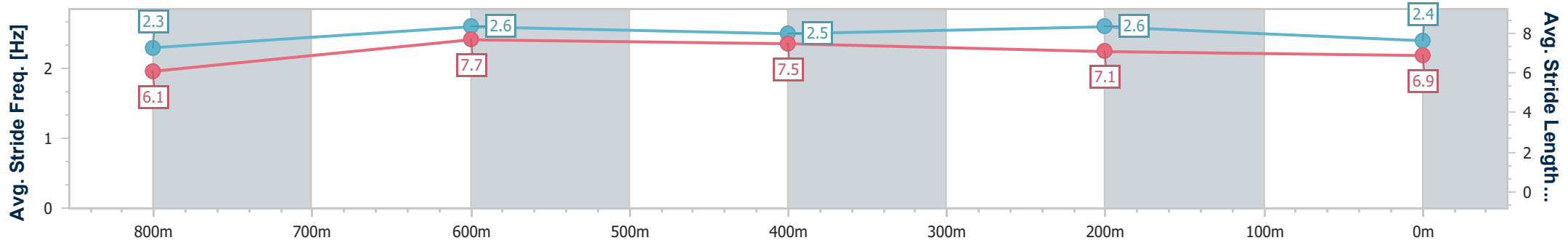
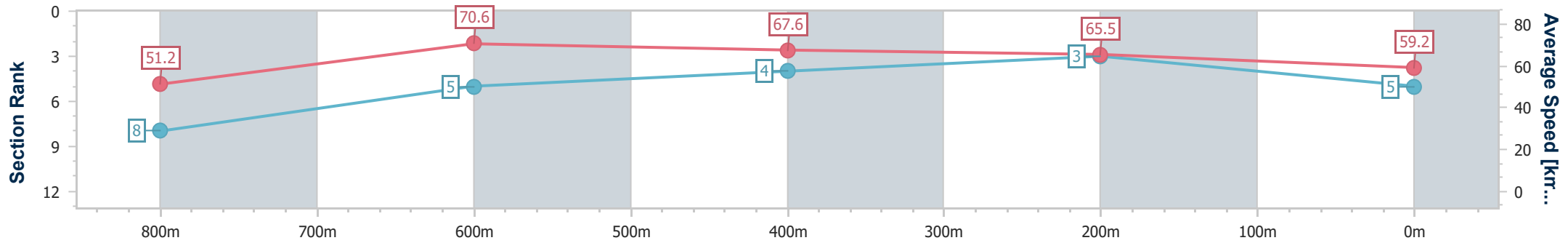
Race 5: CENTURY CRANES Class 6 Plate - 950m

14 September 2024 - 15:52

Track Rating: Soft 5, Weather: Overcast, Rail Position: True



Section	Overall	800m	600m	400m	200m
Section Times	0:54.72 [5] (0:10.62)	0:44.10 [8] (0:10.01)	0:34.09 [5] (0:10.77)	0:23.32 [4] (0:11.15)	0:12.17 [3] (0:12.17)
Average Speed [km/h]	51.2	70.6	67.6	65.5	59.2
Top Speed [km/h]	71.0	71.3	70.7	66.6	64.4
Avg. Dist. to Rail [m]	5.6	1.6	1.9	6.7	7.7
Avg. Stride Freq. [Hz]	2.3	2.6	2.5	2.6	2.4
Avg. Stride Length [m]	6.1	7.7	7.5	7.1	6.9



- [] Ranking at each section and finish
- .-.- No data available at this section
- NA No data available



Horse/Jockey Name	Regal Conqueror
Final Rank	6
Fastest Section Time (Section)	0:10.31 (800m)
Top Speed [km/h] (Section)	70.9 (800m)
Race State	Finished



Ladbrokes Cannon Park QLD Professional

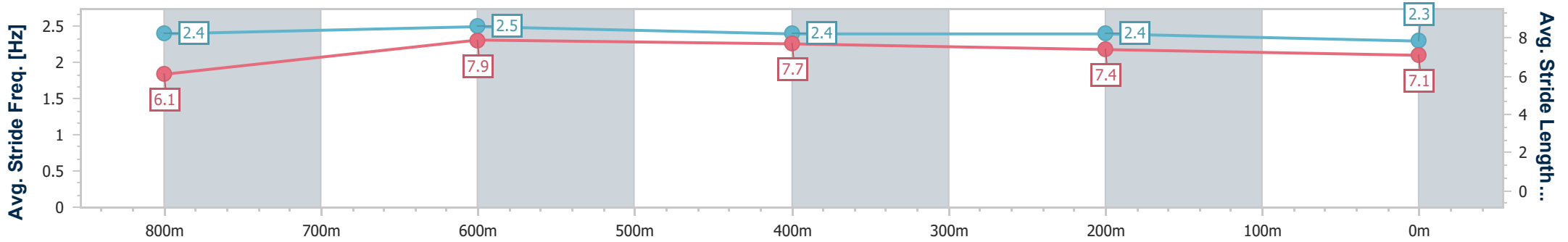
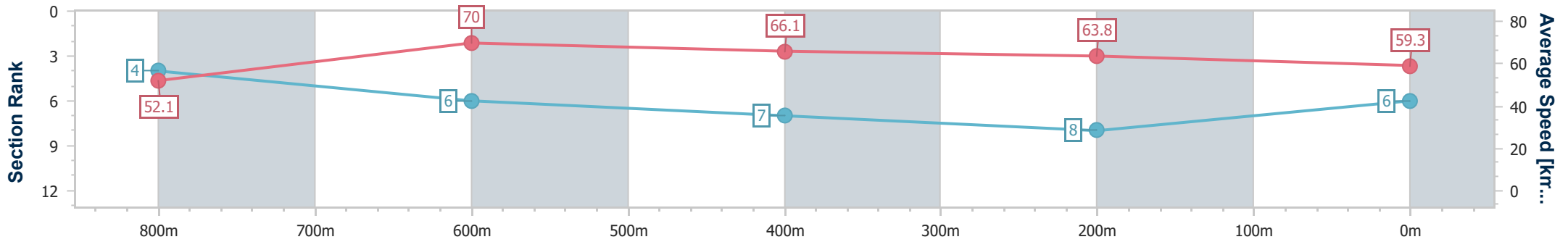
Race 5: CENTURY CRANES Class 6 Plate - 950m

14 September 2024 - 15:52

Track Rating: Soft 5, Weather: Overcast, Rail Position: True



Section	Overall	800m	600m	400m	200m
Section Times	0:55.16 [6] (0:10.36)	0:44.80 [4] (0:10.31)	0:34.49 [6] (0:10.95)	0:23.54 [7] (0:11.40)	0:12.14 [8] (0:12.14)
Average Speed [km/h]	52.1	70.0	66.1	63.8	59.3
Top Speed [km/h]	69.6	70.9	68.8	65.1	63.0
Avg. Dist. to Rail [m]	4.2	0.8	1.0	5.3	6.3
Avg. Stride Freq. [Hz]	2.4	2.5	2.4	2.4	2.3
Avg. Stride Length [m]	6.1	7.9	7.7	7.4	7.1



- [] Ranking at each section and finish
- .-.- No data available at this section
- NA No data available



Horse/Jockey Name	Thatfeelsbetter
Final Rank	7
Fastest Section Time (Section)	0:10.21 (800m)
Top Speed [km/h] (Section)	72.0 (800m)
Race State	Finished



Ladbrokes Cannon Park QLD Professional

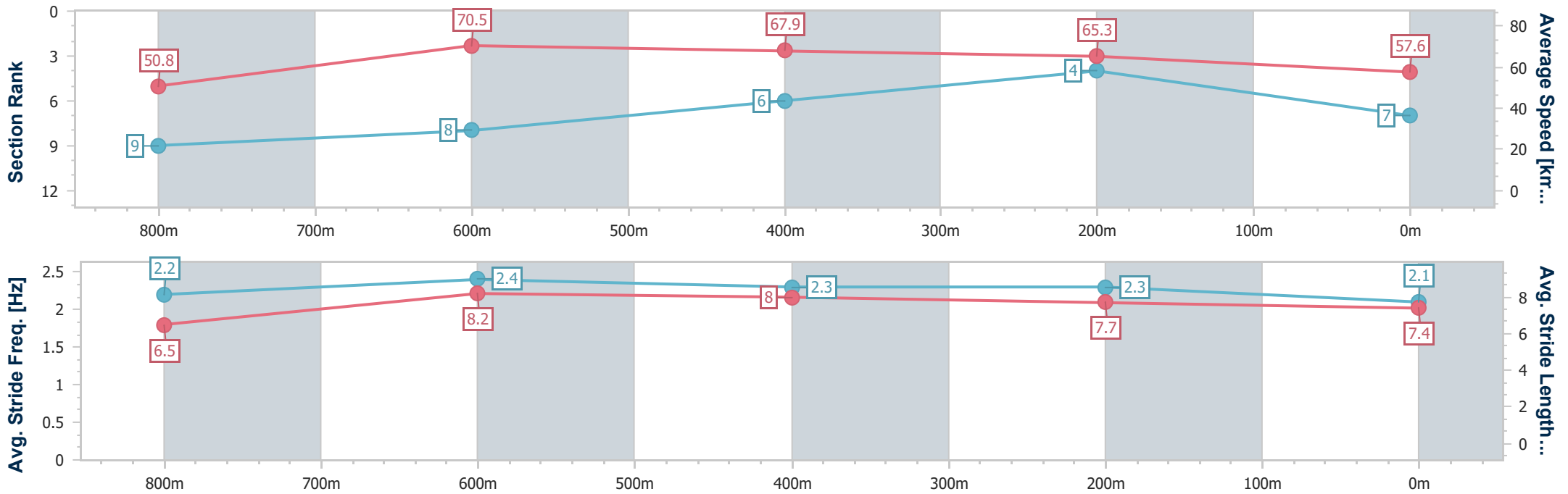
Race 5: CENTURY CRANES Class 6 Plate - 950m

14 September 2024 - 15:52

Track Rating: Soft 5, Weather: Overcast, Rail Position: True



Section	Overall	800m	600m	400m	200m
Section Times	0:55.23 [7] (0:10.67)	0:44.56 [9] (0:10.21)	0:34.35 [8] (0:10.70)	0:23.65 [6] (0:11.16)	0:12.49 [4] (0:12.49)
Average Speed [km/h]	50.8	70.5	67.9	65.3	57.6
Top Speed [km/h]	68.9	72.0	69.9	67.0	62.8
Avg. Dist. to Rail [m]	8.7	3.2	1.4	6.6	9.1
Avg. Stride Freq. [Hz]	2.2	2.4	2.3	2.3	2.1
Avg. Stride Length [m]	6.5	8.2	8.0	7.7	7.4



- [] Ranking at each section and finish
- .-.- No data available at this section
- NA No data available



Horse/Jockey Name	Pomade
Final Rank	8
Fastest Section Time (Section)	0:10.18 (Overall)
Top Speed [km/h] (Section)	71.4 (800m)
Race State	Finished



Ladbrokes Cannon Park QLD Professional

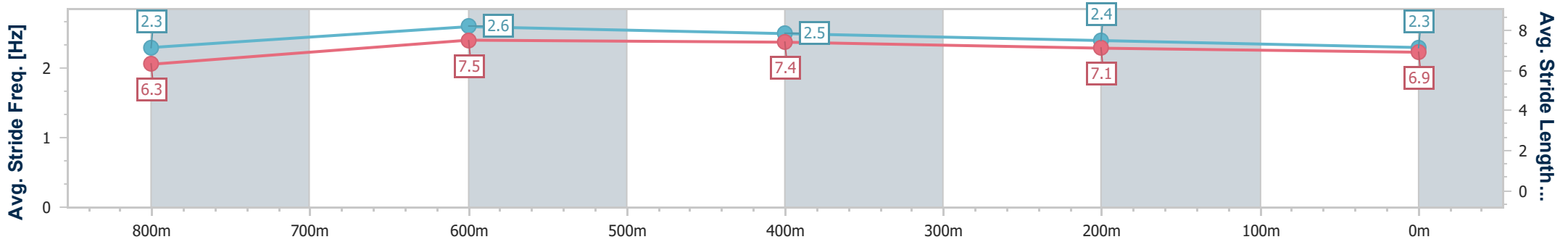
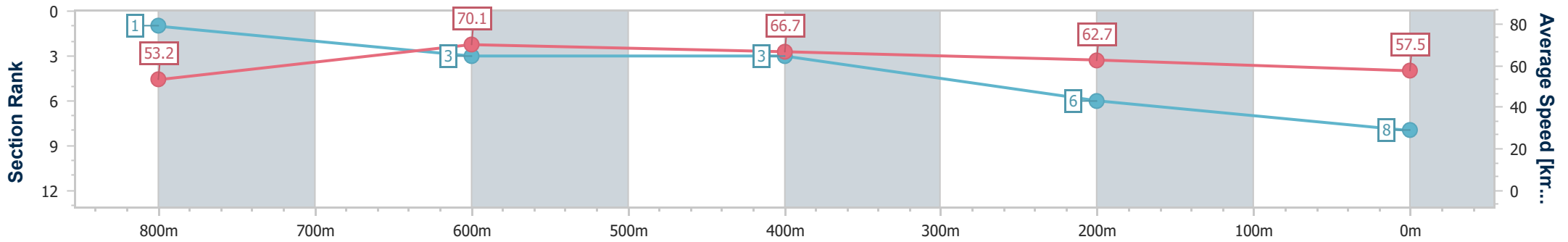
Race 5: CENTURY CRANES Class 6 Plate - 950m

14 September 2024 - 15:52

Track Rating: Soft 5, Weather: Overcast, Rail Position: True



Section	Overall	800m	600m	400m	200m
Section Times	0:55.36 [8] (0:10.18)	0:45.18 [1] (0:10.26)	0:34.92 [3] (0:10.84)	0:24.08 [3] (0:11.58)	0:12.50 [6] (0:12.50)
Average Speed [km/h]	53.2	70.1	66.7	62.7	57.5
Top Speed [km/h]	69.6	71.4	70.0	64.6	61.0
Avg. Dist. to Rail [m]	0.7	1.9	1.3	4.8	5.4
Avg. Stride Freq. [Hz]	2.3	2.6	2.5	2.4	2.3
Avg. Stride Length [m]	6.3	7.5	7.4	7.1	6.9



- [] Ranking at each section and finish
- .-.- No data available at this section
- NA No data available



Horse/Jockey Name	Principessa
Final Rank	9
Fastest Section Time (Section)	0:10.21 (800m)
Top Speed [km/h] (Section)	71.3 (800m)
Race State	Finished



Ladbrokes Cannon Park QLD Professional

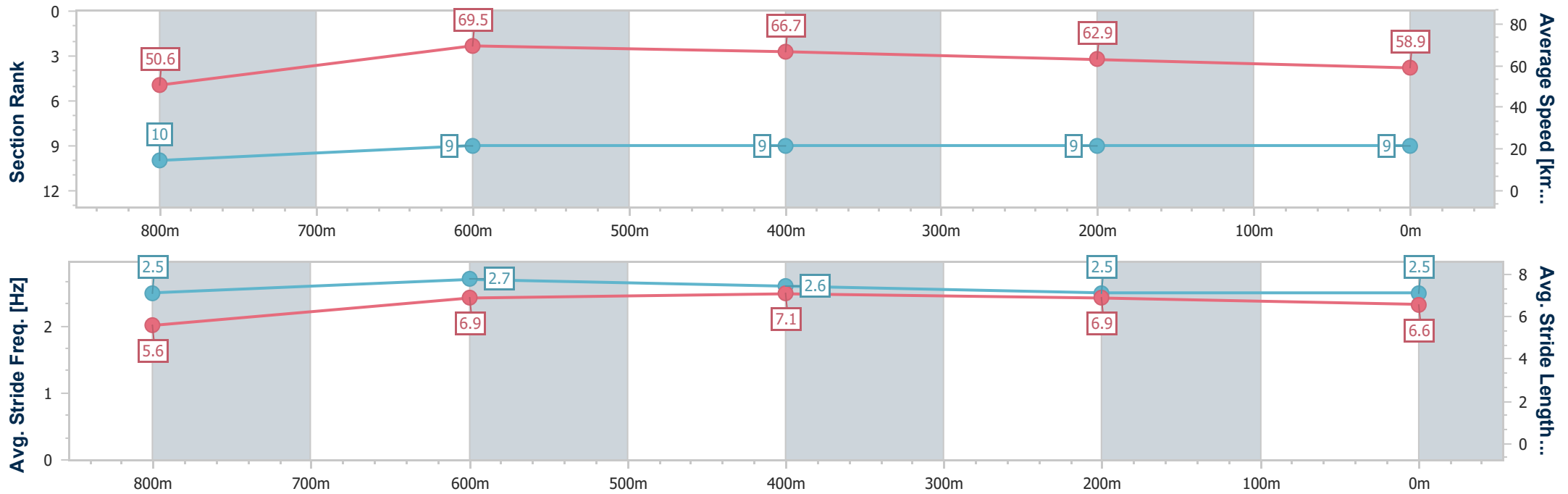
Race 5: CENTURY CRANES Class 6 Plate - 950m

14 September 2024 - 15:52

Track Rating: Soft 5, Weather: Overcast, Rail Position: True



Section	Overall	800m	600m	400m	200m
Section Times	0:55.59 [9] (0:10.69)	0:44.90 [10] (0:10.21)	0:34.69 [9] (0:10.89)	0:23.80 [9] (0:11.60)	0:12.20 [9] (0:12.20)
Average Speed [km/h]	50.6	69.5	66.7	62.9	58.9
Top Speed [km/h]	70.2	71.3	69.7	64.2	63.0
Avg. Dist. to Rail [m]	2.8	1.4	1.6	6.0	4.2
Avg. Stride Freq. [Hz]	2.5	2.7	2.6	2.5	2.5
Avg. Stride Length [m]	5.6	6.9	7.1	6.9	6.6



- [] Ranking at each section and finish
- .-.- No data available at this section
- NA No data available



Horse/Jockey Name	Strategist
Final Rank	10
Fastest Section Time (Section)	0:10.53 (Overall)
Top Speed [km/h] (Section)	68.9 (800m)
Race State	Finished



Ladbrokes Cannon Park QLD Professional

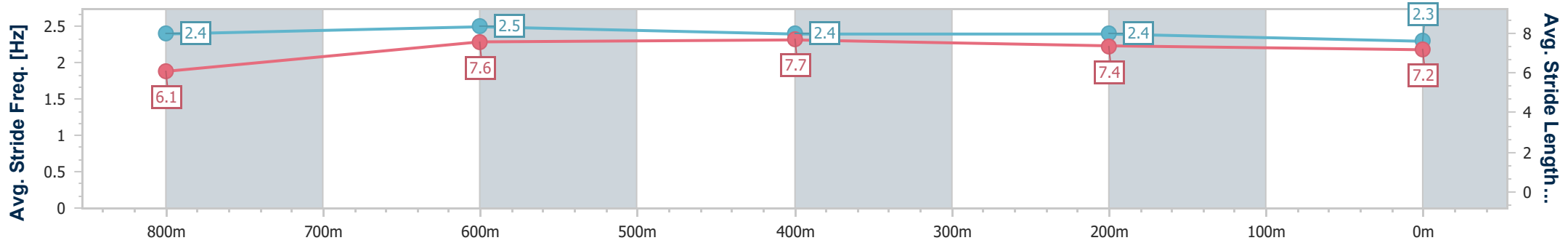
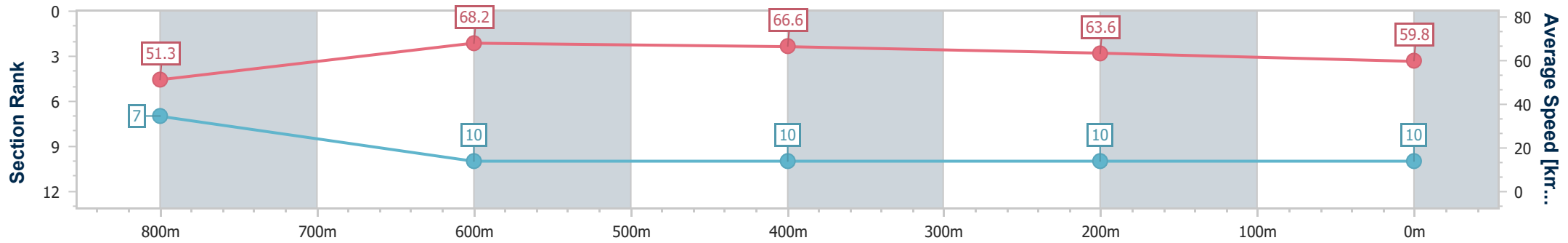
Race 5: CENTURY CRANES Class 6 Plate - 950m

14 September 2024 - 15:52

Track Rating: Soft 5, Weather: Overcast, Rail Position: True



Section	Overall	800m	600m	400m	200m
Section Times	0:55.64 [10] (0:10.53)	0:45.11 [7] (0:10.54)	0:34.57 [10] (0:11.05)	0:23.52 [10] (0:11.51)	0:12.01 [10] (0:12.01)
Average Speed [km/h]	51.3	68.2	66.6	63.6	59.8
Top Speed [km/h]	67.7	68.9	68.4	66.3	63.0
Avg. Dist. to Rail [m]	5.8	3.0	3.3	7.3	7.8
Avg. Stride Freq. [Hz]	2.4	2.5	2.4	2.4	2.3
Avg. Stride Length [m]	6.1	7.6	7.7	7.4	7.2



- [] Ranking at each section and finish
- .-.- No data available at this section
- NA No data available



Horse/Jockey Name	Side Hustle
Final Rank	11
Fastest Section Time (Section)	0:10.57 (800m)
Top Speed [km/h] (Section)	70.8 (800m)
Race State	Finished



Ladbrokes Cannon Park QLD Professional

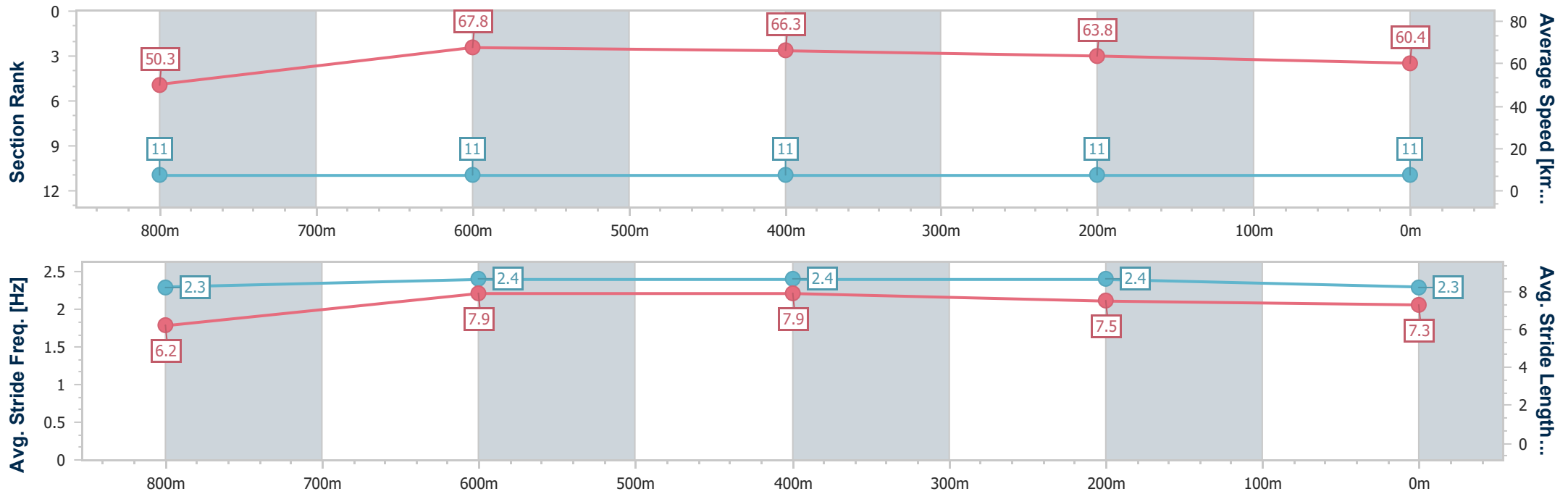
Race 5: CENTURY CRANES Class 6 Plate - 950m

14 September 2024 - 15:52

Track Rating: Soft 5, Weather: Overcast, Rail Position: True



Section	Overall	800m	600m	400m	200m
Section Times	0:55.89 [11] (0:10.80)	0:45.09 [11] (0:10.57)	0:34.52 [11] (0:11.11)	0:23.41 [11] (0:11.50)	0:11.91 [11] (0:11.91)
Average Speed [km/h]	50.3	67.8	66.3	63.8	60.4
Top Speed [km/h]	66.9	70.8	68.6	66.4	63.2
Avg. Dist. to Rail [m]	6.4	3.6	3.3	8.6	9.8
Avg. Stride Freq. [Hz]	2.3	2.4	2.4	2.4	2.3
Avg. Stride Length [m]	6.2	7.9	7.9	7.5	7.3



- [] Ranking at each section and finish
- .-.- No data available at this section
- NA No data available