



Ladbrokes Cannon Park QLD Professional

Race 3: NORWELD Maiden Plate - 1500m

14 September 2024 - 14:41



Track Rating: Soft 5, Weather: Overcast, Rail Position: True

Section		Overall	1400m	1200m	1000m	800m	600m	400m	Last 600m					
Field Times		1:29.20 (0:08.07)	1:21.13 (0:10.42)	1:10.71 (0:10.29)	1:00.42 (0:11.56)	0:48.86 (0:12.16)	0:36.70 (0:11.80)	0:24.90 (0:12.12)	0:36.70					
Rank	TAB	Horse/Jockey	Barrier	Top Speed [km/h]	Fastest Section								Distance Travelled [m]	
1	6	TYCOON LAD Justin Huxtable	13	69.8	0:08.07	1:29.20 [1] (0:08.07)	1:21.13 [1] (0:10.42)	1:10.71 [1] (0:10.42)	1:00.29 [2] (0:11.53)	0:48.76 [2] (0:12.10)	0:36.66 [2] (0:11.82)	0:24.84 [2] (0:12.20)	0:36.66	
2	12	SHIHO Isabella Teh	5	69.8	0:08.10	1:29.35 [2] (0:08.10)	1:21.25 [2] (0:10.41)	1:10.84 [3] (0:10.27)	1:00.57 [1] (0:11.56)	0:49.01 [1] (0:12.16)	0:36.85 [1] (0:11.80)	0:25.05 [1] (0:12.12)	0:36.85	-3
3	2	KEEP ON RUNNING Adrian Layt	7	68.7	0:08.26	1:29.38 [3] (0:08.26)	1:21.12 [5] (0:10.59)	1:10.53 [5] (0:11.03)	0:59.50 [8] (0:11.35)	0:48.15 [8] (0:11.87)	0:36.28 [8] (0:11.77)	0:24.51 [5] (0:12.09)	0:36.28	+5
4	3	OXFORDSHIRE Lacey Morrison	1	69.1	0:08.39	1:29.70 [4] (0:08.39)	1:21.31 [7] (0:10.55)	1:10.76 [7] (0:10.55)	1:00.21 [5] (0:11.22)	0:48.99 [3] (0:12.17)	0:36.82 [5] (0:11.93)	0:24.89 [4] (0:12.25)	0:36.82	-6
5	7	TYMON Chris Whiteley	4	68.4	0:08.62	1:29.91 [5] (0:08.62)	1:21.29 [11] (0:10.73)	1:10.56 [10] (0:10.89)	0:59.67 [10] (0:11.24)	0:48.43 [10] (0:11.93)	0:36.50 [11] (0:12.01)	0:24.49 [10] (0:12.21)	0:36.50	-5
6	8	YA LOVE HER Georgina Cartwright	9	68.4	0:08.39	1:29.98 [6] (0:08.39)	1:21.59 [7] (0:10.74)	1:10.85 [8] (0:10.97)	0:59.88 [9] (0:11.25)	0:48.63 [9] (0:11.75)	0:36.88 [9] (0:12.15)	0:24.73 [9] (0:12.38)	0:36.88	+4
7	10	MISS FARSTAR Tyler Leslight	6	69.5	0:09.25	1:30.13 [7] (0:09.25)	1:20.88 [13] (0:10.44)	1:10.44 [12] (0:10.76)	0:59.68 [11] (0:11.31)	0:48.37 [12] (0:11.58)	0:36.79 [10] (0:12.15)	0:24.64 [11] (0:12.23)	0:36.79	+5
8	4	RUN FREDDIE RUN Sean Cormack	2	69.4	0:08.30	1:30.35 [8] (0:08.30)	1:22.05 [6] (0:10.57)	1:11.48 [6] (0:10.91)	1:00.57 [6] (0:11.30)	0:49.27 [7] (0:11.91)	0:37.36 [6] (0:12.01)	0:25.35 [7] (0:12.64)	0:37.36	-1
9	5	TWENTY THREE WALL Pietro Romeo	11	69.5	0:08.81	1:30.40 [9] (0:08.81)	1:21.59 [12] (0:10.98)	1:10.61 [13] (0:10.75)	0:59.86 [13] (0:11.22)	0:48.64 [11] (0:11.85)	0:36.79 [12] (0:12.06)	0:24.73 [12] (0:12.11)	0:36.79	-5
10	13	SPRING'S GIFT Frank Edwards	3	68.8	0:08.51	1:30.45 [10] (0:08.51)	1:21.94 [10] (0:10.71)	1:11.23 [9] (0:10.64)	1:00.59 [7] (0:11.17)	0:49.42 [6] (0:12.02)	0:37.40 [7] (0:11.95)	0:25.45 [7] (0:12.35)	0:37.40	-7

[] Ranking at each section and finish
 -:-:- No data available at this section
 NA No data available

SCN Saddle cloth number
 DNF Did not finish
 DNT Did not track



Ladbrokes Cannon Park QLD Professional

Race 3: NORWELD Maiden Plate - 1500m

14 September 2024 - 14:41



Track Rating: Soft 5, Weather: Overcast, Rail Position: True

Section		Overall	1400m	1200m	1000m	800m	600m	400m	Last 600m				
Field Times		1:29.20 (0:08.07)	1:21.13 (0:10.42)	1:10.71 (0:10.29)	1:00.42 (0:11.56)	0:48.86 (0:12.16)	0:36.70 (0:11.80)	0:24.90 (0:12.12)	0:36.70				
Rank	TAB Horse/Jockey	Barrier	Top Speed [km/h]	Fastest Section	Distance Travelled [m]								
11	9 BOGAN PRINCESS Nathan Thomas	12	68.8 1400m	0:08.14 Overall	1:30.77 [11] (0:08.14)	1:22.63 [3] (0:10.37)	1:12.26 [2] (0:10.74)	1:01.52 [3] (0:11.52)	0:50.00 [4] (0:12.07)	0:37.93 [4] (0:12.13)	0:25.80 [6] (0:12.44)	0:37.93	+0
12	11 POWER SHOW Chelsea Jokic	10	67.8 1200m	0:08.46 Overall	1:30.98 [12] (0:08.46)	1:22.52 [9] (0:11.11)	1:11.41 [11] (0:10.94)	1:00.47 [12] (0:11.28)	0:49.19 [13] (0:11.87)	0:37.32 [13] (0:12.02)	0:25.30 [13] (0:12.07)	0:37.32	-4
13	1 BLEDISLOE Ryan Wiggins	8	69.5 1400m	0:08.17 Overall	1:31.40 [13] (0:08.17)	1:23.23 [4] (0:10.52)	1:12.71 [4] (0:10.79)	1:01.92 [4] (0:11.41)	0:50.51 [5] (0:11.85)	0:38.66 [3] (0:12.06)	0:26.60 [3] (0:12.63)	0:38.66	+1



Ladbrokes Cannon Park QLD Professional

Race 3: NORWELD Maiden Plate - 1500m

14 September 2024 - 14:41



Track Rating: Soft 5, Weather: Overcast, Rail Position: True

Section				200m				Last 600m	
Field Times				0:12.78 (0:12.78)				0:36.70	
Rank	TAB	Horse/Jockey	Barrier	Top Speed [km/h]	Fastest Section	Margin			Distance Travelled [m]
1	6	TYCOON LAD Justin Huxtable	13	69.8 1200m	0:08.07 Overall	0:12.64 [2] (0:12.64)	1:29.20		0:36.66
2	12	SHIHO Isabella Teh	5	69.8 1400m	0:08.10 Overall	0:12.93 [1] (0:12.93)	0.86L		0:36.85 -3
3	2	KEEP ON RUNNING Adrian Layt	7	68.7 1400m	0:08.26 Overall	0:12.42 [3] (0:12.42)	1.03L		0:36.28 +5
4	3	OXFORDSHIRE Lacey Morrison	1	69.1 1400m	0:08.39 Overall	0:12.64 [4] (0:12.64)	2.94L		0:36.82 -6
5	7	TYMON Chris Whiteley	4	68.4 1400m	0:08.62 Overall	0:12.28 [8] (0:12.28)	4.17L		0:36.50 -5
6	8	YA LOVE HER Georgina Cartwright	9	68.4 1400m	0:08.39 Overall	0:12.35 [9] (0:12.35)	4.56L		0:36.88 +4
7	10	MISS FARSTAR Tyler Leslight	6	69.5 1400m	0:09.25 Overall	0:12.41 [11] (0:12.41)	5.45L		0:36.79 +5
8	4	RUN FREDDIE RUN Sean Cormack	2	69.4 1400m	0:08.30 Overall	0:12.71 [10] (0:12.71)	6.74L		0:37.36 -1
9	5	TWENTY THREE WALL Pietro Romeo	11	69.5 1400m	0:08.81 Overall	0:12.62 [13] (0:12.62)	7.03L		0:36.79 -5
10	13	SPRING'S GIFT Frank Edwards	3	68.8 1400m	0:08.51 Overall	0:13.10 [5] (0:13.10)	7.31L		0:37.40 -7

[] Ranking at each section and finish
 -:-:- No data available at this section
 NA No data available

SCN Saddle cloth number
 DNF Did not finish
 DNT Did not track



Ladbrokes Cannon Park QLD Professional

Race 3: NORWELD Maiden Plate - 1500m

14 September 2024 - 14:41



Track Rating: Soft 5, Weather: Overcast, Rail Position: True

Section				200m				Last 600m	
Field Times				0:12.78 (0:12.78)				0:36.70	
Rank	TAB	Horse/Jockey	Barrier	Top Speed [km/h]	Fastest Section	Margin			Distance Travelled [m]
11	9	BOGAN PRINCESS Nathan Thomas	12	68.8 1400m	0:08.14 Overall	0:13.36 [6] (0:13.36)	9.21L		0:37.93 +0
12	11	POWER SHOW Chelsea Jokic	10	67.8 1200m	0:08.46 Overall	0:13.23 [12] (0:13.23)	10.44L		0:37.32 -4
13	1	BLEDISLOE Ryan Wiggins	8	69.5 1400m	0:08.17 Overall	0:13.97 [7] (0:13.97)	12.92L		0:38.66 +1



Horse/Jockey Name	Tycoon Lad
Final Rank	1
Fastest Section Time (Section)	0:08.07 (Overall)
Top Speed [km/h] (Section)	69.8 (1200m)
Race State	Finished



Ladbrokes Cannon Park QLD Professional

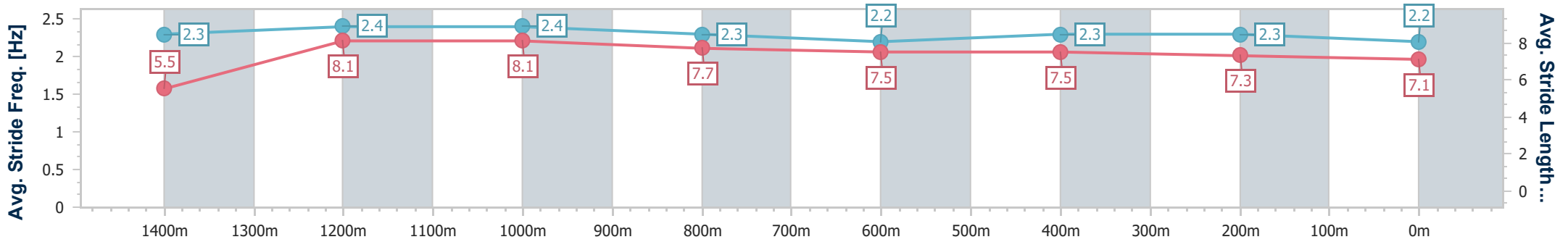
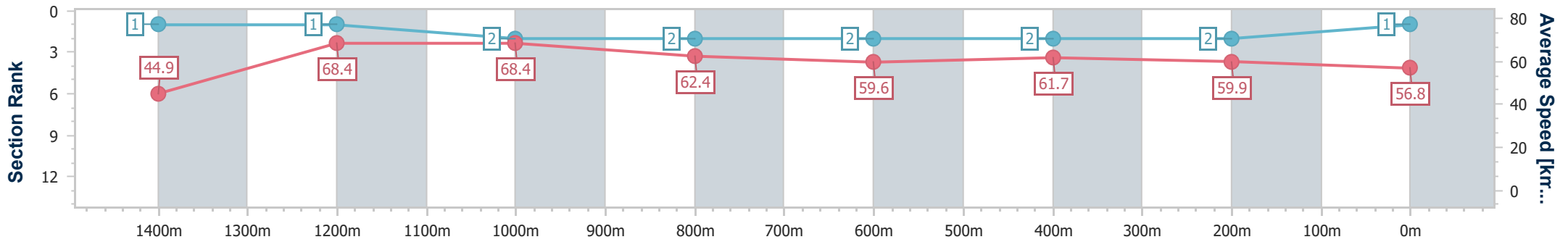
Race 3: NORWELD Maiden Plate - 1500m

14 September 2024 - 14:41

Track Rating: Soft 5, Weather: Overcast, Rail Position: True



Section	Overall	1400m	1200m	1000m	800m	600m	400m	200m
Section Times	1:29.20 [1] (0:08.07)	1:21.13 [1] (0:10.42)	1:10.71 [1] (0:10.42)	1:00.29 [2] (0:11.53)	0:48.76 [2] (0:12.10)	0:36.66 [2] (0:11.82)	0:24.84 [2] (0:12.20)	0:12.64 [2] (0:12.64)
Average Speed [km/h]	44.9	68.4	68.4	62.4	59.6	61.7	59.9	56.8
Top Speed [km/h]	64.3	69.5	69.8	65.8	61.1	62.4	61.3	58.7
Avg. Dist. to Rail [m]	10.3	3.0	0.6	0.8	1.3	2.3	5.2	7.1
Avg. Stride Freq. [Hz]	2.3	2.4	2.4	2.3	2.2	2.3	2.3	2.2
Avg. Stride Length [m]	5.5	8.1	8.1	7.7	7.5	7.5	7.3	7.1



- [] Ranking at each section and finish
- .-.- No data available at this section
- NA No data available



Horse/Jockey Name	Shiho
Final Rank	2
Fastest Section Time (Section)	0:08.10 (Overall)
Top Speed [km/h] (Section)	69.8 (1400m)
Race State	Finished



Ladbrokes Cannon Park QLD Professional

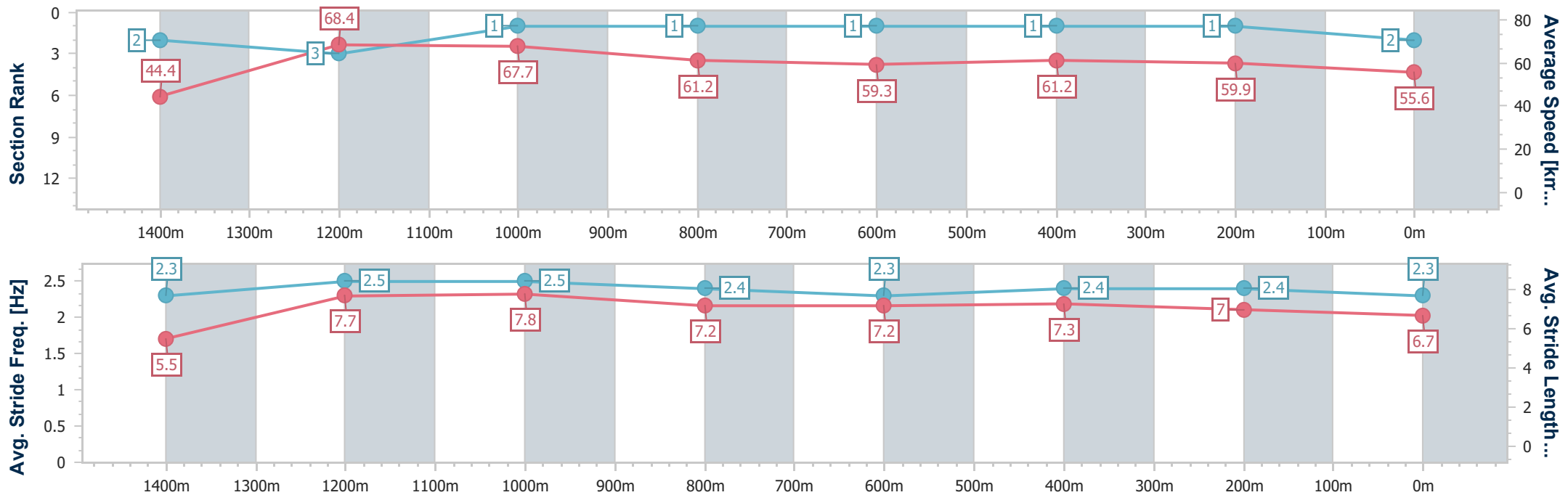
Race 3: NORWELD Maiden Plate - 1500m

14 September 2024 - 14:41

Track Rating: Soft 5, Weather: Overcast, Rail Position: True



Section	Overall	1400m	1200m	1000m	800m	600m	400m	200m
Section Times	1:29.35 [2] (0:08.10)	1:21.25 [2] (0:10.41)	1:10.84 [3] (0:10.27)	1:00.57 [1] (0:11.56)	0:49.01 [1] (0:12.16)	0:36.85 [1] (0:11.80)	0:25.05 [1] (0:12.12)	0:12.93 [1] (0:12.93)
Average Speed [km/h]	44.4	68.4	67.7	61.2	59.3	61.2	59.9	55.6
Top Speed [km/h]	64.1	69.8	69.1	65.6	60.6	62.0	62.1	58.3
Avg. Dist. to Rail [m]	1.2	2.8	4.3	2.4	0.8	1.3	3.8	3.0
Avg. Stride Freq. [Hz]	2.3	2.5	2.5	2.4	2.3	2.4	2.4	2.3
Avg. Stride Length [m]	5.5	7.7	7.8	7.2	7.2	7.3	7.0	6.7



- [] Ranking at each section and finish
- .-.- No data available at this section
- NA No data available



Horse/Jockey Name	Keep On Running
Final Rank	3
Fastest Section Time (Section)	0:08.26 (Overall)
Top Speed [km/h] (Section)	68.7 (1400m)
Race State	Finished



Ladbrokes Cannon Park QLD Professional

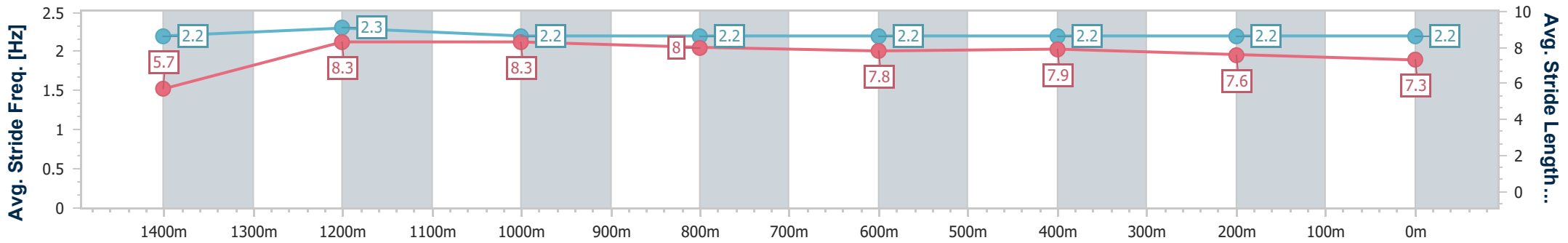
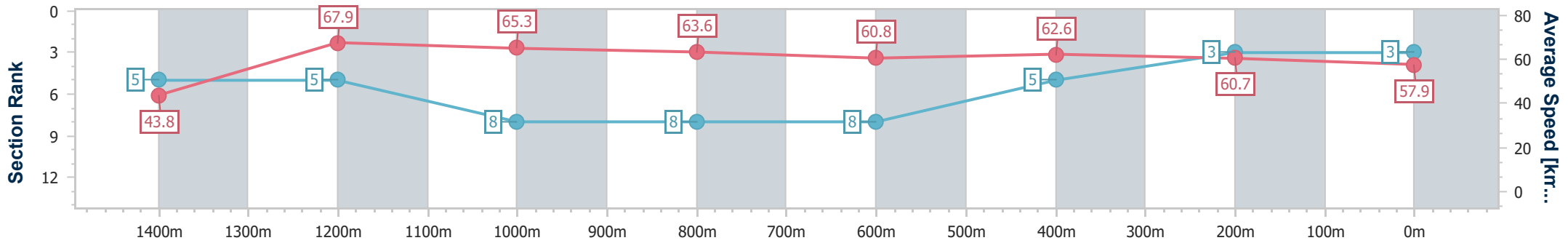
Race 3: NORWELD Maiden Plate - 1500m

14 September 2024 - 14:41

Track Rating: Soft 5, Weather: Overcast, Rail Position: True



Section	Overall	1400m	1200m	1000m	800m	600m	400m	200m
Section Times	1:29.38 [3] (0:08.26)	1:21.12 [5] (0:10.59)	1:10.53 [5] (0:11.03)	0:59.50 [8] (0:11.35)	0:48.15 [8] (0:11.87)	0:36.28 [8] (0:11.77)	0:24.51 [5] (0:12.09)	0:12.42 [3] (0:12.42)
Average Speed [km/h]	43.8	67.9	65.3	63.6	60.8	62.6	60.7	57.9
Top Speed [km/h]	64.9	68.7	68.2	65.0	62.9	63.6	62.5	61.3
Avg. Dist. to Rail [m]	4.9	0.9	0.6	1.1	2.8	4.0	6.4	5.8
Avg. Stride Freq. [Hz]	2.2	2.3	2.2	2.2	2.2	2.2	2.2	2.2
Avg. Stride Length [m]	5.7	8.3	8.3	8.0	7.8	7.9	7.6	7.3



- [] Ranking at each section and finish
- .-.- No data available at this section
- NA No data available



Horse/Jockey Name	Oxfordshire
Final Rank	4
Fastest Section Time (Section)	0:08.39 (Overall)
Top Speed [km/h] (Section)	69.1 (1400m)
Race State	Finished



Ladbrokes Cannon Park QLD Professional

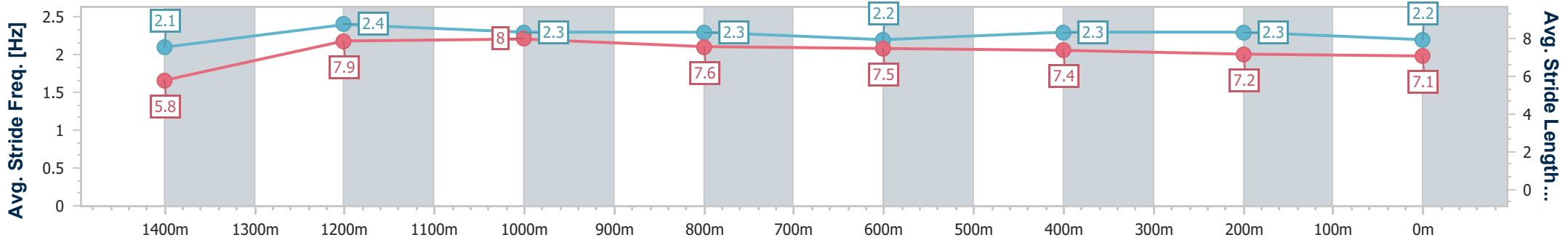
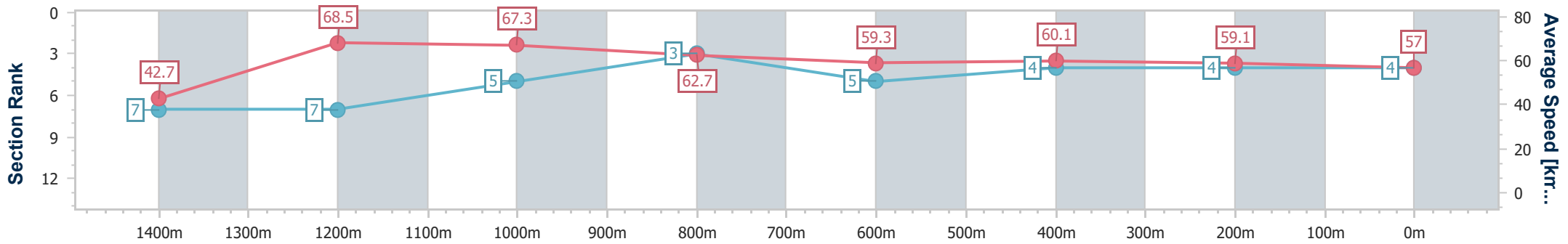
Race 3: NORWELD Maiden Plate - 1500m

14 September 2024 - 14:41

Track Rating: Soft 5, Weather: Overcast, Rail Position: True



Section	Overall	1400m	1200m	1000m	800m	600m	400m	200m
Section Times	1:29.70 [4] (0:08.39)	1:21.31 [7] (0:10.55)	1:10.76 [7] (0:10.55)	1:00.21 [5] (0:11.22)	0:48.99 [3] (0:12.17)	0:36.82 [5] (0:11.93)	0:24.89 [4] (0:12.25)	0:12.64 [4] (0:12.64)
Average Speed [km/h]	42.7	68.5	67.3	62.7	59.3	60.1	59.1	57.0
Top Speed [km/h]	64.6	69.1	68.8	66.0	60.5	60.9	60.2	58.0
Avg. Dist. to Rail [m]	1.5	3.5	4.0	2.6	0.3	0.5	1.7	2.3
Avg. Stride Freq. [Hz]	2.1	2.4	2.3	2.3	2.2	2.3	2.3	2.2
Avg. Stride Length [m]	5.8	7.9	8.0	7.6	7.5	7.4	7.2	7.1



- [] Ranking at each section and finish
- .-.- No data available at this section
- NA No data available



Horse/Jockey Name	Tymon
Final Rank	5
Fastest Section Time (Section)	0:08.62 (Overall)
Top Speed [km/h] (Section)	68.4 (1400m)
Race State	Finished



Ladbrokes Cannon Park QLD Professional

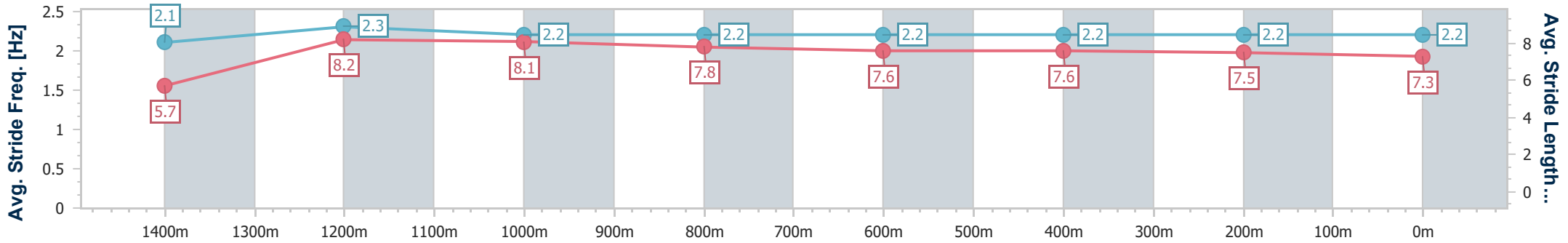
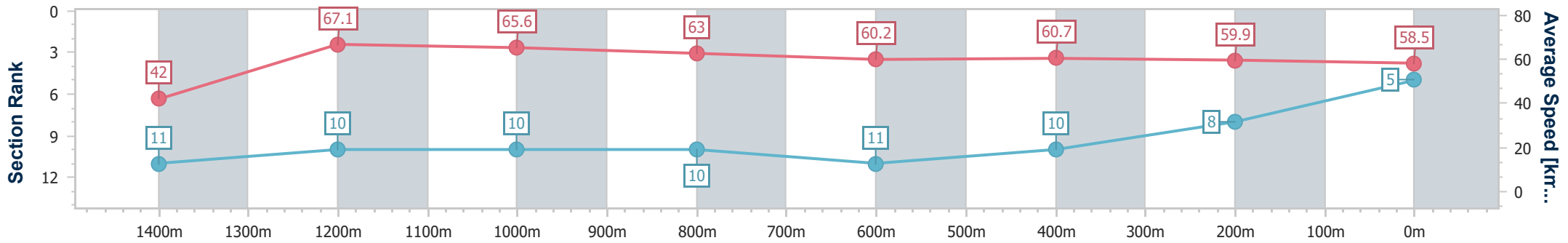
Race 3: NORWELD Maiden Plate - 1500m

14 September 2024 - 14:41

Track Rating: Soft 5, Weather: Overcast, Rail Position: True



Section	Overall	1400m	1200m	1000m	800m	600m	400m	200m
Section Times	1:29.91 [5] (0:08.62)	1:21.29 [11] (0:10.73)	1:10.56 [10] (0:10.89)	0:59.67 [10] (0:11.24)	0:48.43 [10] (0:11.93)	0:36.50 [11] (0:12.01)	0:24.49 [10] (0:12.21)	0:12.28 [8] (0:12.28)
Average Speed [km/h]	42.0	67.1	65.6	63.0	60.2	60.7	59.9	58.5
Top Speed [km/h]	63.3	68.4	68.3	64.6	62.0	61.5	60.7	59.4
Avg. Dist. to Rail [m]	3.2	1.1	1.6	2.2	0.4	2.0	5.1	6.2
Avg. Stride Freq. [Hz]	2.1	2.3	2.2	2.2	2.2	2.2	2.2	2.2
Avg. Stride Length [m]	5.7	8.2	8.1	7.8	7.6	7.6	7.5	7.3



- [] Ranking at each section and finish
- .-.- No data available at this section
- NA No data available



Horse/Jockey Name	Ya Love Her
Final Rank	6
Fastest Section Time (Section)	0:08.39 (Overall)
Top Speed [km/h] (Section)	68.4 (1400m)
Race State	Finished



Ladbrokes Cannon Park QLD Professional

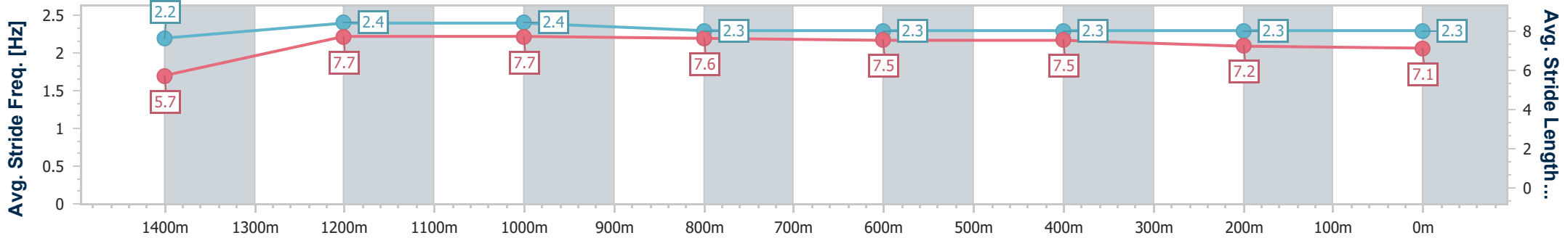
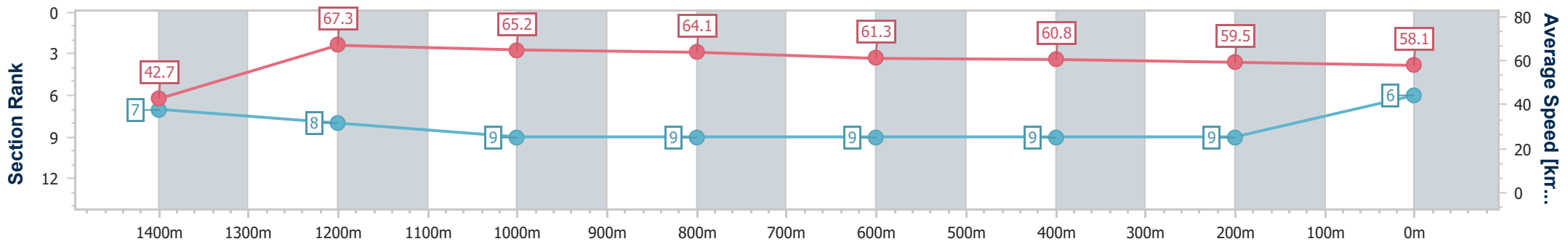
Race 3: NORWELD Maiden Plate - 1500m

14 September 2024 - 14:41

Track Rating: Soft 5, Weather: Overcast, Rail Position: True



Section	Overall	1400m	1200m	1000m	800m	600m	400m	200m
Section Times	1:29.98 [6] (0:08.39)	1:21.59 [7] (0:10.74)	1:10.85 [8] (0:10.97)	0:59.88 [9] (0:11.25)	0:48.63 [9] (0:11.75)	0:36.88 [9] (0:12.15)	0:24.73 [9] (0:12.38)	0:12.35 [9] (0:12.35)
Average Speed [km/h]	42.7	67.3	65.2	64.1	61.3	60.8	59.5	58.1
Top Speed [km/h]	61.2	68.4	67.7	65.7	63.3	63.3	60.9	60.4
Avg. Dist. to Rail [m]	5.7	1.3	0.5	1.7	2.8	4.2	8.4	8.7
Avg. Stride Freq. [Hz]	2.2	2.4	2.4	2.3	2.3	2.3	2.3	2.3
Avg. Stride Length [m]	5.7	7.7	7.7	7.6	7.5	7.5	7.2	7.1



- [] Ranking at each section and finish
- .-.-.- No data available at this section
- NA No data available



Horse/Jockey Name	Miss Farstar
Final Rank	7
Fastest Section Time (Section)	0:09.25 (Overall)
Top Speed [km/h] (Section)	69.5 (1400m)
Race State	Finished



Ladbrokes Cannon Park QLD Professional

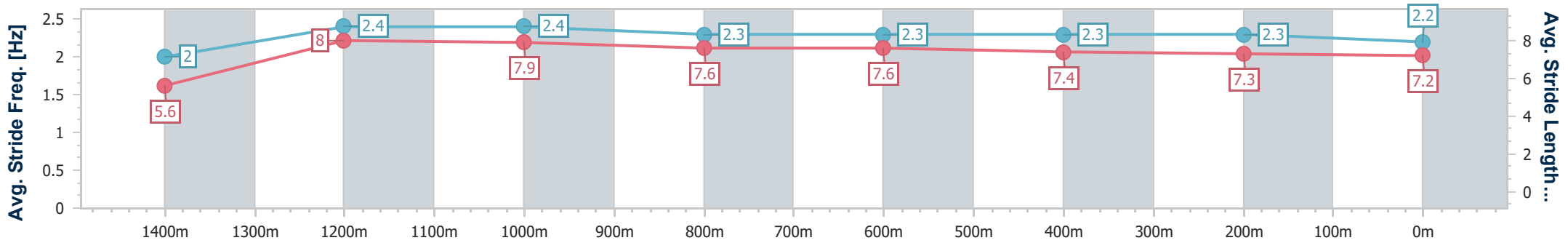
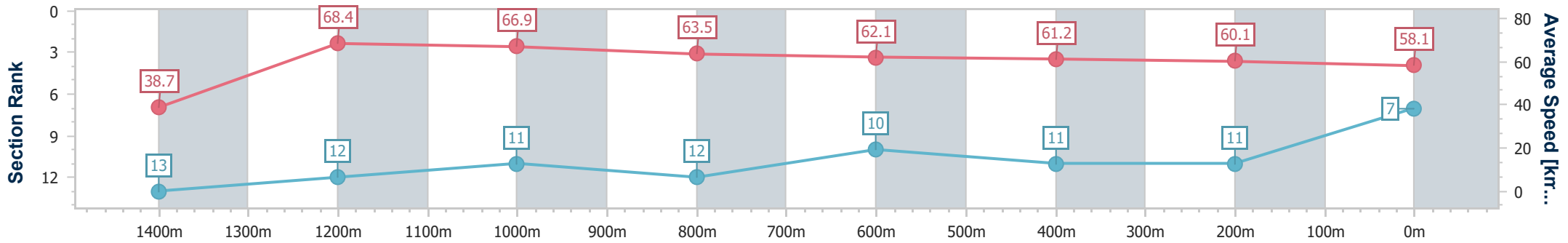
Race 3: NORWELD Maiden Plate - 1500m

14 September 2024 - 14:41

Track Rating: Soft 5, Weather: Overcast, Rail Position: True



Section	Overall	1400m	1200m	1000m	800m	600m	400m	200m
Section Times	1:30.13 [7] (0:09.25)	1:20.88 [13] (0:10.44)	1:10.44 [12] (0:10.76)	0:59.68 [11] (0:11.31)	0:48.37 [12] (0:11.58)	0:36.79 [10] (0:12.15)	0:24.64 [11] (0:12.23)	0:12.41 [11] (0:12.41)
Average Speed [km/h]	38.7	68.4	66.9	63.5	62.1	61.2	60.1	58.1
Top Speed [km/h]	63.7	69.5	68.8	65.2	64.2	62.7	60.8	60.5
Avg. Dist. to Rail [m]	2.4	0.9	0.6	1.3	4.2	5.1	8.4	9.7
Avg. Stride Freq. [Hz]	2.0	2.4	2.4	2.3	2.3	2.3	2.3	2.2
Avg. Stride Length [m]	5.6	8.0	7.9	7.6	7.6	7.4	7.3	7.2



- [] Ranking at each section and finish
- .-.- No data available at this section
- NA No data available



Horse/Jockey Name	Run Freddie Run
Final Rank	8
Fastest Section Time (Section)	0:08.30 (Overall)
Top Speed [km/h] (Section)	69.4 (1400m)
Race State	Finished



Ladbrokes Cannon Park QLD Professional

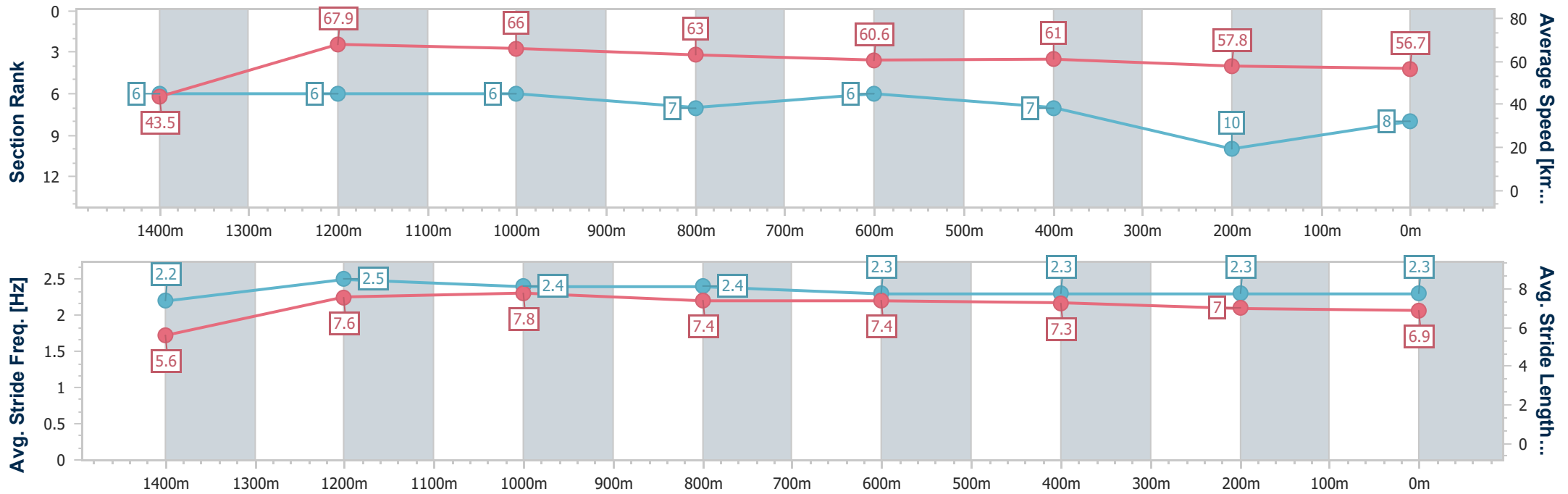
Race 3: NORWELD Maiden Plate - 1500m

14 September 2024 - 14:41

Track Rating: Soft 5, Weather: Overcast, Rail Position: True



Section	Overall	1400m	1200m	1000m	800m	600m	400m	200m
Section Times	1:30.35 [8] (0:08.30)	1:22.05 [6] (0:10.57)	1:11.48 [6] (0:10.91)	1:00.57 [6] (0:11.30)	0:49.27 [7] (0:11.91)	0:37.36 [6] (0:12.01)	0:25.35 [7] (0:12.64)	0:12.71 [10] (0:12.71)
Average Speed [km/h]	43.5	67.9	66.0	63.0	60.6	61.0	57.8	56.7
Top Speed [km/h]	63.3	69.4	67.7	64.8	62.4	62.2	60.5	59.1
Avg. Dist. to Rail [m]	0.5	1.2	0.4	1.3	1.9	3.1	6.4	8.3
Avg. Stride Freq. [Hz]	2.2	2.5	2.4	2.4	2.3	2.3	2.3	2.3
Avg. Stride Length [m]	5.6	7.6	7.8	7.4	7.4	7.3	7.0	6.9



- [] Ranking at each section and finish
- .-.-.- No data available at this section
- NA No data available



Horse/Jockey Name	Twenty Three Wall
Final Rank	9
Fastest Section Time (Section)	0:08.81 (Overall)
Top Speed [km/h] (Section)	69.5 (1400m)
Race State	Finished



Ladbrokes Cannon Park QLD Professional

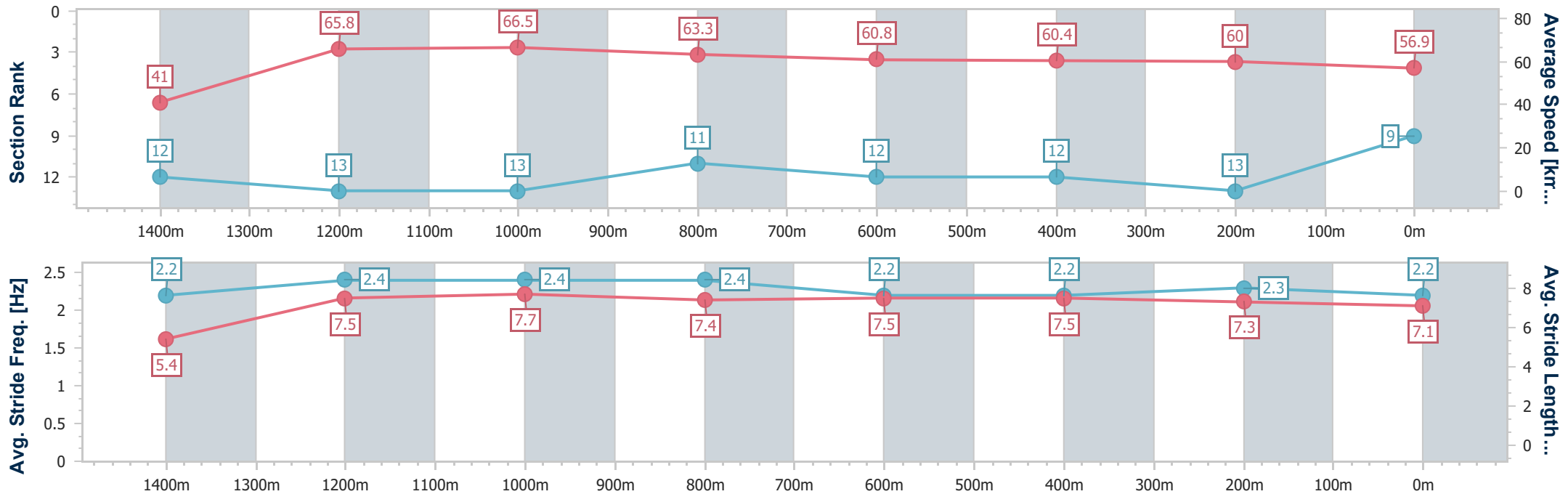
Race 3: NORWELD Maiden Plate - 1500m

14 September 2024 - 14:41

Track Rating: Soft 5, Weather: Overcast, Rail Position: True



Section	Overall	1400m	1200m	1000m	800m	600m	400m	200m
Section Times	1:30.40 [9] (0:08.81)	1:21.59 [12] (0:10.98)	1:10.61 [13] (0:10.75)	0:59.86 [13] (0:11.22)	0:48.64 [11] (0:11.85)	0:36.79 [12] (0:12.06)	0:24.73 [12] (0:12.11)	0:12.62 [13]
Average Speed [km/h]	41.0	65.8	66.5	63.3	60.8	60.4	60.0	56.9
Top Speed [km/h]	59.3	69.5	68.7	65.1	63.0	61.5	62.1	59.5
Avg. Dist. to Rail [m]	8.3	2.0	1.9	1.5	1.1	1.4	2.4	0.6
Avg. Stride Freq. [Hz]	2.2	2.4	2.4	2.4	2.2	2.2	2.3	2.2
Avg. Stride Length [m]	5.4	7.5	7.7	7.4	7.5	7.5	7.3	7.1



- [] Ranking at each section and finish
- .-.- No data available at this section
- NA No data available



Horse/Jockey Name	Spring's Gift
Final Rank	10
Fastest Section Time (Section)	0:08.51 (Overall)
Top Speed [km/h] (Section)	68.8 (1400m)
Race State	Finished



Ladbrokes Cannon Park QLD Professional

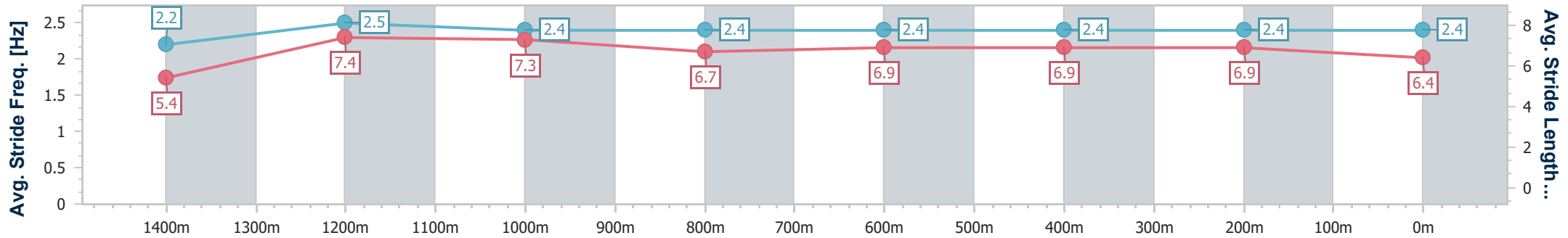
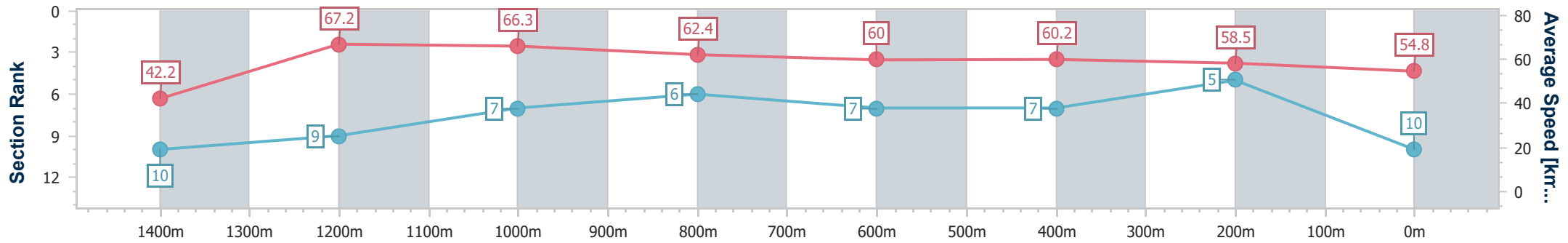
Race 3: NORWELD Maiden Plate - 1500m

14 September 2024 - 14:41

Track Rating: Soft 5, Weather: Overcast, Rail Position: True



Section	Overall	1400m	1200m	1000m	800m	600m	400m	200m
Section Times	1:30.45 [10] (0:08.51)	1:21.94 [10] (0:10.71)	1:11.23 [9] (0:10.64)	1:00.59 [7] (0:11.17)	0:49.42 [6] (0:12.02)	0:37.40 [7] (0:11.95)	0:25.45 [7] (0:12.35)	0:13.10 [5] (0:13.10)
Average Speed [km/h]	42.2	67.2	66.3	62.4	60.0	60.2	58.5	54.8
Top Speed [km/h]	61.7	68.8	67.5	64.7	60.8	60.9	60.0	57.6
Avg. Dist. to Rail [m]	2.3	5.0	5.5	4.3	0.4	0.9	2.7	4.8
Avg. Stride Freq. [Hz]	2.2	2.5	2.4	2.4	2.4	2.4	2.4	2.4
Avg. Stride Length [m]	5.4	7.4	7.3	6.7	6.9	6.9	6.9	6.4



- [] Ranking at each section and finish
- .-.- No data available at this section
- NA No data available



Horse/Jockey Name	Bogan Princess
Final Rank	11
Fastest Section Time (Section)	0:08.14 (Overall)
Top Speed [km/h] (Section)	68.8 (1400m)
Race State	Finished



Ladbrokes Cannon Park QLD Professional

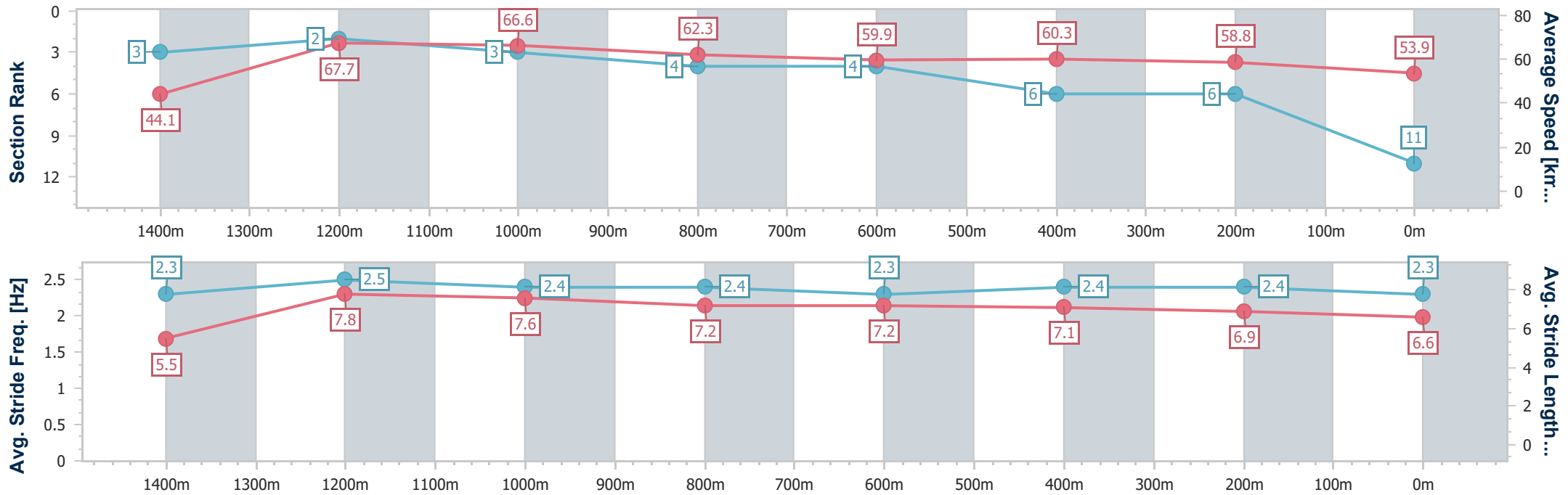
Race 3: NORWELD Maiden Plate - 1500m

14 September 2024 - 14:41

Track Rating: Soft 5, Weather: Overcast, Rail Position: True



Section	Overall	1400m	1200m	1000m	800m	600m	400m	200m
Section Times	1:30.77 [11] (0:08.14)	1:22.63 [3] (0:10.37)	1:12.26 [2] (0:10.74)	1:01.52 [3] (0:11.52)	0:50.00 [4] (0:12.07)	0:37.93 [4] (0:12.13)	0:25.80 [6] (0:12.44)	0:13.36 [6] (0:13.36)
Average Speed [km/h]	44.1	67.7	66.6	62.3	59.9	60.3	58.8	53.9
Top Speed [km/h]	65.1	68.8	68.3	65.8	61.3	61.4	60.2	56.5
Avg. Dist. to Rail [m]	6.6	1.5	1.4	1.0	2.0	2.7	5.2	4.7
Avg. Stride Freq. [Hz]	2.3	2.5	2.4	2.4	2.3	2.4	2.4	2.3
Avg. Stride Length [m]	5.5	7.8	7.6	7.2	7.2	7.1	6.9	6.6



- [] Ranking at each section and finish
- .-.- No data available at this section
- NA No data available



Horse/Jockey Name	Power Show
Final Rank	12
Fastest Section Time (Section)	0:08.46 (Overall)
Top Speed [km/h] (Section)	67.8 (1200m)
Race State	Finished



Ladbrokes Cannon Park QLD Professional

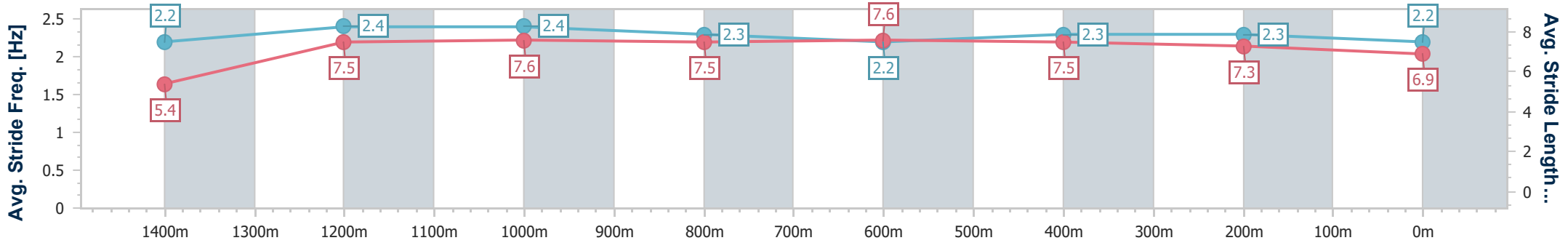
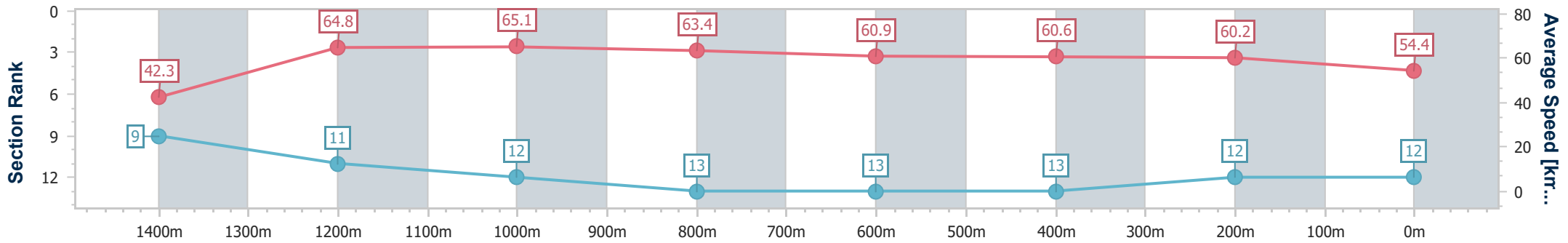
Race 3: NORWELD Maiden Plate - 1500m

14 September 2024 - 14:41

Track Rating: Soft 5, Weather: Overcast, Rail Position: True



Section	Overall	1400m	1200m	1000m	800m	600m	400m	200m
Section Times	1:30.98 [12] (0:08.46)	1:22.52 [9] (0:11.11)	1:11.41 [11] (0:10.94)	1:00.47 [12] (0:11.28)	0:49.19 [13] (0:11.87)	0:37.32 [13] (0:12.02)	0:25.30 [13] (0:12.07)	0:13.23 [12] (0:13.23)
Average Speed [km/h]	42.3	64.8	65.1	63.4	60.9	60.6	60.2	54.4
Top Speed [km/h]	60.5	67.5	67.8	66.3	62.2	62.0	62.3	59.8
Avg. Dist. to Rail [m]	4.0	2.3	3.1	2.2	2.6	2.4	3.6	4.9
Avg. Stride Freq. [Hz]	2.2	2.4	2.4	2.3	2.2	2.3	2.3	2.2
Avg. Stride Length [m]	5.4	7.5	7.6	7.5	7.6	7.5	7.3	6.9



- [] Ranking at each section and finish
- .-.- No data available at this section
- NA No data available



Horse/Jockey Name	Bledisloe
Final Rank	13
Fastest Section Time (Section)	0:08.17 (Overall)
Top Speed [km/h] (Section)	69.5 (1400m)
Race State	Finished



Ladbrokes Cannon Park QLD Professional

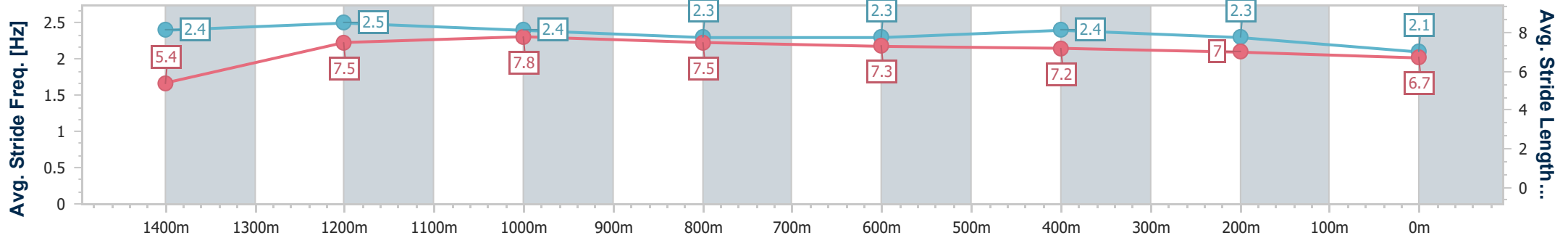
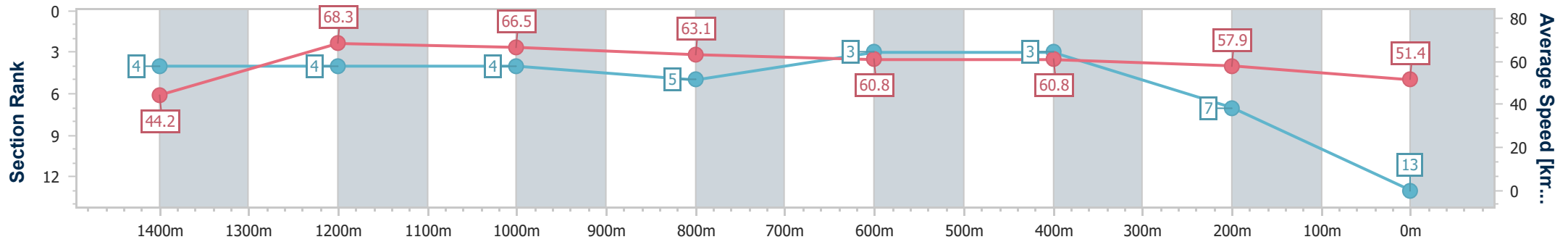
Race 3: NORWELD Maiden Plate - 1500m

14 September 2024 - 14:41

Track Rating: Soft 5, Weather: Overcast, Rail Position: True



Section	Overall	1400m	1200m	1000m	800m	600m	400m	200m
Section Times	1:31.40 [13] (0:08.17)	1:23.23 [4] (0:10.52)	1:12.71 [4] (0:10.79)	1:01.92 [4] (0:11.41)	0:50.51 [5] (0:11.85)	0:38.66 [3] (0:12.06)	0:26.60 [3] (0:12.63)	0:13.97 [7]
Average Speed [km/h]	44.2	68.3	66.5	63.1	60.8	60.8	57.9	51.4
Top Speed [km/h]	65.3	69.5	68.1	66.1	62.2	62.2	59.1	56.4
Avg. Dist. to Rail [m]	5.7	1.4	1.4	1.1	2.9	2.9	5.8	7.3
Avg. Stride Freq. [Hz]	2.4	2.5	2.4	2.3	2.3	2.4	2.3	2.1
Avg. Stride Length [m]	5.4	7.5	7.8	7.5	7.3	7.2	7.0	6.7



- [] Ranking at each section and finish
- .-.- No data available at this section
- NA No data available