



Ladbrokes Cannon Park QLD Professional

Race 2: AVMIN AIR CHARTER SPECIALIST BENCHMARK 60 Handicap - 1900m

14 September 2024 - 14:01



Track Rating: Soft 5, Weather: Overcast, Rail Position: True

Section		Overall	1800m	1600m	1400m	1200m	1000m	800m	Last 600m				
Field Times		1:55.01 (0:08.80)	1:46.21 (0:11.71)	1:34.50 (0:11.64)	1:22.86 (0:11.47)	1:11.39 (0:11.32)	1:00.07 (0:11.33)	0:48.74 (0:11.71)	0:37.03				
Rank	TAB Horse/Jockey	Barrier	Top Speed [km/h]	Fastest Section	Distance Travelled [m]								
1	4 STADIUM OF LIGHT Justin Huxtable	3	65.3	0:09.17	1:55.01 [1] (0:09.17)	1:45.84 [5] (0:11.67)	1:34.17 [5] (0:11.80)	1:22.37 [5] (0:11.42)	1:10.95 [5] (0:11.46)	0:59.49 [5] (0:11.34)	0:48.15 [4] (0:11.55)	0:36.60	
2	2 CHOIR BOY Gabrielle Semmens	5	64.8	0:08.80	1:55.78 [2] (0:08.80)	1:46.98 [1] (0:11.89)	1:35.09 [2] (0:11.50)	1:23.59 [2] (0:11.47)	1:12.12 [2] (0:11.28)	1:00.84 [1] (0:11.33)	0:49.51 [1] (0:11.71)	0:37.80	+3
3	1 TWO SMOKIN BARRELS Tyler Leslight	4	65.2	0:09.17	1:56.00 [3] (0:09.17)	1:46.83 [5] (0:12.15)	1:34.68 [6] (0:11.67)	1:23.01 [6] (0:11.40)	1:11.61 [7] (0:11.33)	1:00.28 [6] (0:11.39)	0:48.89 [6] (0:11.41)	0:37.48	+3
4	6 PICCAPEPPA Pietro Romeo	6	65.2	0:08.94	1:56.13 [4] (0:08.94)	1:47.19 [3] (0:11.90)	1:35.29 [4] (0:11.61)	1:23.68 [3] (0:11.41)	1:12.27 [3] (0:11.38)	1:00.89 [3] (0:11.27)	0:49.62 [3] (0:11.70)	0:37.92	+3
5	8 MISHANI MENACE Nathan Thomas	7	65.7	0:09.25	1:56.98 [5] (0:09.25)	1:47.73 [7] (0:12.17)	1:35.56 [7] (0:11.64)	1:23.92 [7] (0:11.30)	1:12.62 [6] (0:11.44)	1:01.18 [7] (0:11.39)	0:49.79 [7] (0:11.51)	0:38.28	-8
6	5 VIVACIOUS AWARD Frank Edwards	1	64.4	0:08.86	1:57.26 [6] (0:08.86)	1:48.40 [2] (0:11.96)	1:36.44 [3] (0:11.82)	1:24.62 [4] (0:11.42)	1:13.20 [4] (0:11.43)	1:01.77 [4] (0:11.54)	0:50.23 [5] (0:11.67)	0:38.56	-12
7	3 VANCOUVER BAY Ashley Butler	2	63.9	0:08.94	1:57.83 [7] (0:08.94)	1:48.89 [4] (0:11.57)	1:37.32 [1] (0:11.64)	1:25.68 [1] (0:11.47)	1:14.21 [1] (0:11.33)	1:02.88 [2] (0:11.44)	0:51.44 [2] (0:11.80)	0:39.64	-13
8	7 MA MA'S ROSE Isabella Teh	8	65.8	0:09.46	1:58.02 [8] (0:09.46)	1:48.56 [8] (0:12.32)	1:36.24 [8] (0:11.74)	1:24.50 [8] (0:11.16)	1:13.34 [8] (0:11.41)	1:01.93 [8] (0:11.48)	0:50.45 [8] (0:11.73)	0:38.72	-9

[] Ranking at each section and finish
 -:-:- No data available at this section
 NA No data available

SCN Saddle cloth number
 DNF Did not finish
 DNT Did not track



Ladbrokes Cannon Park QLD Professional

Race 2: AVMIN AIR CHARTER SPECIALIST BENCHMARK 60 Handicap - 1900m

14 September 2024 - 14:01



Track Rating: Soft 5, Weather: Overcast, Rail Position: True

Section				600m	400m	200m			Last 600m		
Field Times				0:37.03 (0:12.22)	0:24.81 (0:12.28)	0:12.53 (0:12.53)			0:37.03		
Rank	TAB	Horse/Jockey	Barrier	Top Speed [km/h]	Fastest Section	Margin			Distance Travelled [m]		
1	4	STADIUM OF LIGHT Justin Huxtable	3	65.3 1000m	0:09.17 Overall	0:36.60 [4] (0:11.94)	0:24.66 [3] (0:12.13)	0:12.53 [1] (0:12.53)	1:55.01	0:36.60	
2	2	CHOIR BOY Gabrielle Semmens	5	64.8 1000m	0:08.80 Overall	0:37.80 [1] (0:12.22)	0:25.58 [1] (0:12.38)	0:13.20 [2] (0:13.20)	4.53L	0:37.80	+3
3	1	TWO SMOKIN BARRELS Tyler Leslight	4	65.2 800m	0:09.17 Overall	0:37.48 [5] (0:12.11)	0:25.37 [5] (0:12.46)	0:12.91 [4] (0:12.91)	5.82L	0:37.48	+3
4	6	PICCAPEPPA Pietro Romeo	6	65.2 1000m	0:08.94 Overall	0:37.92 [3] (0:12.08)	0:25.84 [2] (0:12.65)	0:13.19 [3] (0:13.19)	6.57L	0:37.92	+3
5	8	MISHANI MENACE Nathan Thomas	7	65.7 1400m	0:09.25 Overall	0:38.28 [6] (0:12.08)	0:26.20 [7] (0:12.73)	0:13.47 [6] (0:13.47)	11.61L	0:38.28	-8
6	5	VIVACIOUS AWARD Frank Edwards	1	64.4 1400m	0:08.86 Overall	0:38.56 [7] (0:12.07)	0:26.49 [6] (0:12.76)	0:13.73 [7] (0:13.73)	13.21L	0:38.56	-12
7	3	VANCOUVER BAY Ashley Butler	2	63.9 1200m	0:08.94 Overall	0:39.64 [2] (0:12.16)	0:27.48 [4] (0:12.97)	0:14.51 [5] (0:14.51)	16.59L	0:39.64	-13
8	7	MA MA'S ROSE Isabella Teh	8	65.8 1400m	0:09.46 Overall	0:38.72 [8] (0:12.44)	0:26.28 [8] (0:12.99)	0:13.29 [8] (0:13.29)	17.71L	0:38.72	-9

[] Ranking at each section and finish
 -:-:- No data available at this section
 NA No data available

SCN Saddle cloth number
 DNF Did not finish
 DNT Did not track



Horse/Jockey Name	Stadium Of Light
Final Rank	1
Fastest Section Time (Section)	0:09.17 (Overall)
Top Speed [km/h] (Section)	65.3 (1000m)
Race State	Finished



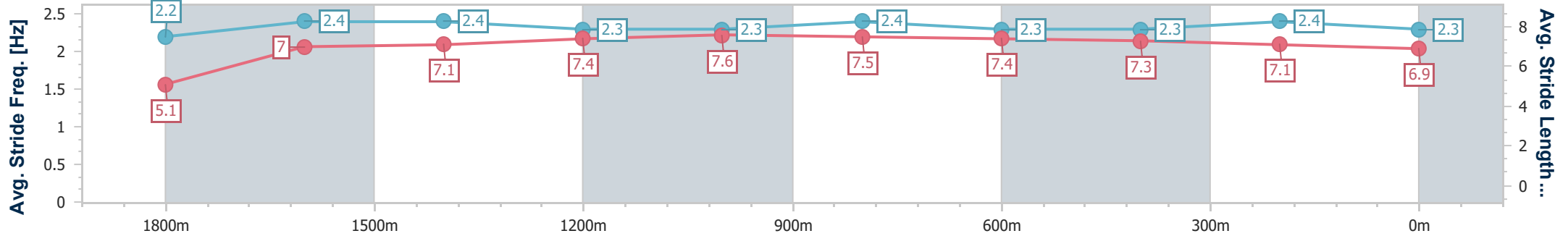
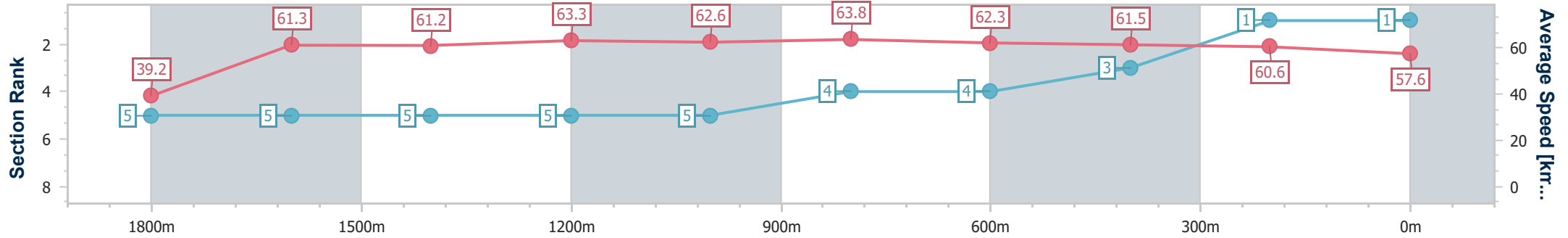
Ladbroke's Cannon Park QLD Professional
 Race 2: AVMIN AIR CHARTER SPECIALIST BENCHMARK 60
 Handicap - 1900m

14 September 2024 - 14:01

Track Rating: Soft 5, Weather: Overcast, Rail Position: True



Section	Overall	1800m	1600m	1400m	1200m	1000m	800m	600m	400m	200m
Section Times	1:55.01 [1] (0:09.17)	1:45.84 [5] (0:11.67)	1:34.17 [5] (0:11.80)	1:22.37 [5] (0:11.42)	1:10.95 [5] (0:11.46)	0:59.49 [5] (0:11.34)	0:48.15 [4] (0:11.55)	0:36.60 [4] (0:11.94)	0:24.66 [3] (0:12.13)	0:12.53 [1] (0:12.53)
Average Speed [km/h]	39.2	61.3	61.2	63.3	62.6	63.8	62.3	61.5	60.6	57.6
Top Speed [km/h]	57.8	63.1	62.3	64.9	64.0	65.3	63.0	63.0	61.8	59.6
Avg. Dist. to Rail [m]	2.4	0.8	1.5	0.3	0.6	1.3	2.9	2.9	7.5	7.6
Avg. Stride Freq. [Hz]	2.2	2.4	2.4	2.3	2.3	2.4	2.3	2.3	2.4	2.3
Avg. Stride Length [m]	5.1	7.0	7.1	7.4	7.6	7.5	7.4	7.3	7.1	6.9



- [] Ranking at each section and finish
- .-.- No data available at this section
- NA No data available



Horse/Jockey Name	Choir Boy
Final Rank	2
Fastest Section Time (Section)	0:08.80 (Overall)
Top Speed [km/h] (Section)	64.8 (1000m)
Race State	Finished



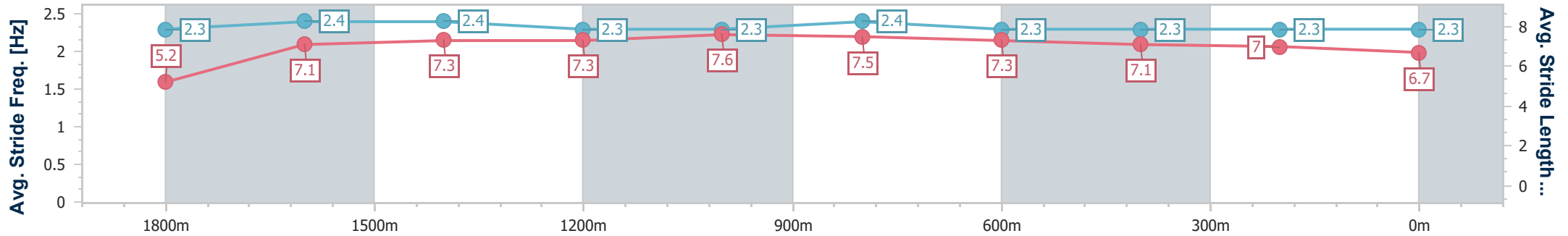
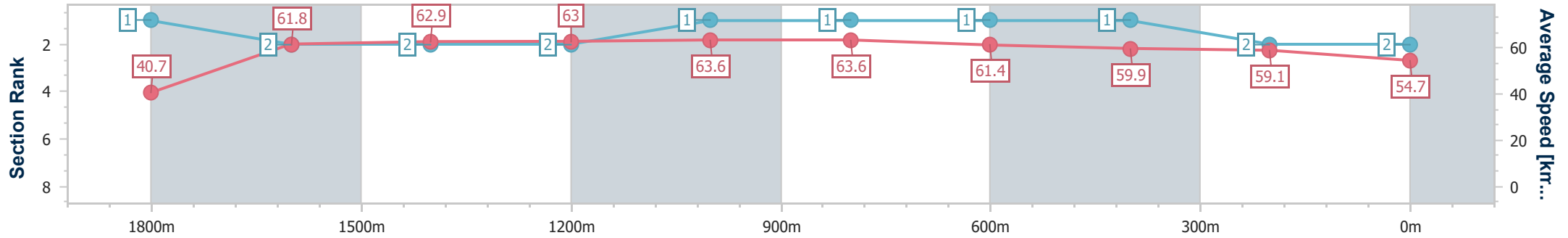
Ladbroke's Cannon Park QLD Professional
 Race 2: AVMIN AIR CHARTER SPECIALIST BENCHMARK 60
 Handicap - 1900m

14 September 2024 - 14:01

Track Rating: Soft 5, Weather: Overcast, Rail Position: True



Section	Overall	1800m	1600m	1400m	1200m	1000m	800m	600m	400m	200m
Section Times	1:55.78 [2] (0:08.80)	1:46.98 [1] (0:11.89)	1:35.09 [2] (0:11.50)	1:23.59 [2] (0:11.47)	1:12.12 [2] (0:11.28)	1:00.84 [1] (0:11.33)	0:49.51 [1] (0:11.71)	0:37.80 [1] (0:12.22)	0:25.58 [1] (0:12.38)	0:13.20 [2] (0:13.20)
Average Speed [km/h]	40.7	61.8	62.9	63.0	63.6	63.6	61.4	59.9	59.1	54.7
Top Speed [km/h]	59.1	63.0	63.7	64.1	64.6	64.8	62.5	61.4	60.0	56.9
Avg. Dist. to Rail [m]	6.2	3.1	1.6	0.4	0.7	0.4	1.2	2.8	5.5	5.5
Avg. Stride Freq. [Hz]	2.3	2.4	2.4	2.3	2.3	2.4	2.3	2.3	2.3	2.3
Avg. Stride Length [m]	5.2	7.1	7.3	7.3	7.6	7.5	7.3	7.1	7.0	6.7



- [] Ranking at each section and finish
- .-.- No data available at this section
- NA No data available



Horse/Jockey Name	Two Smokin Barrels
Final Rank	3
Fastest Section Time (Section)	0:09.17 (Overall)
Top Speed [km/h] (Section)	65.2 (800m)
Race State	Finished



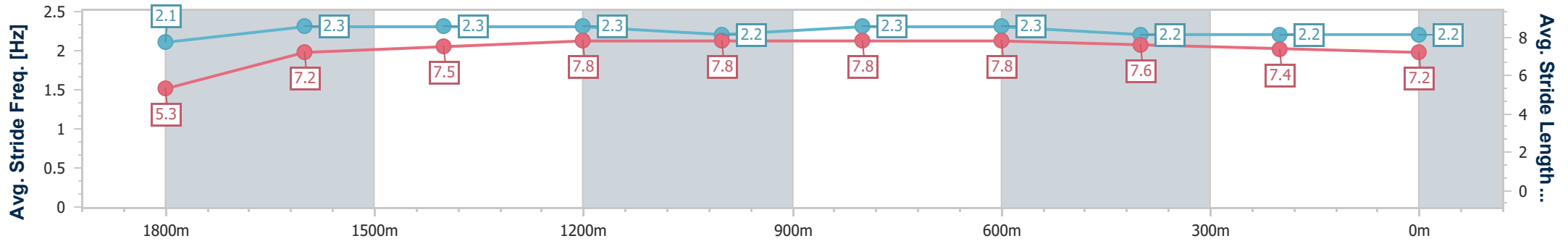
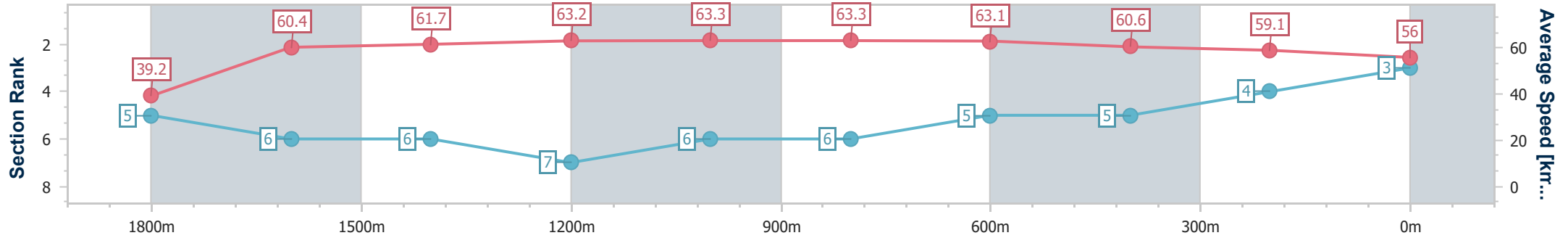
Ladbrokes Cannon Park QLD Professional
Race 2: AVMIN AIR CHARTER SPECIALIST BENCHMARK 60
Handicap - 1900m

14 September 2024 - 14:01

Track Rating: Soft 5, Weather: Overcast, Rail Position: True



Section	Overall	1800m	1600m	1400m	1200m	1000m	800m	600m	400m	200m
Section Times	1:56.00 [3] (0:09.17)	1:46.83 [5] (0:12.15)	1:34.68 [6] (0:11.67)	1:23.01 [6] (0:11.40)	1:11.61 [7] (0:11.33)	1:00.28 [6] (0:11.39)	0:48.89 [6] (0:11.41)	0:37.48 [5] (0:12.11)	0:25.37 [5] (0:12.46)	0:12.91 [4] (0:12.91)
Average Speed [km/h]	39.2	60.4	61.7	63.2	63.3	63.3	63.1	60.6	59.1	56.0
Top Speed [km/h]	58.0	61.4	62.4	64.2	65.1	64.8	65.2	62.8	60.7	58.1
Avg. Dist. to Rail [m]	4.2	2.4	1.4	1.0	0.4	0.9	3.1	2.9	6.4	6.0
Avg. Stride Freq. [Hz]	2.1	2.3	2.3	2.3	2.2	2.3	2.3	2.2	2.2	2.2
Avg. Stride Length [m]	5.3	7.2	7.5	7.8	7.8	7.8	7.8	7.6	7.4	7.2



- [] Ranking at each section and finish
- .-.- No data available at this section
- NA No data available



Horse/Jockey Name	Piccapeppa
Final Rank	4
Fastest Section Time (Section)	0:08.94 (Overall)
Top Speed [km/h] (Section)	65.2 (1000m)
Race State	Finished



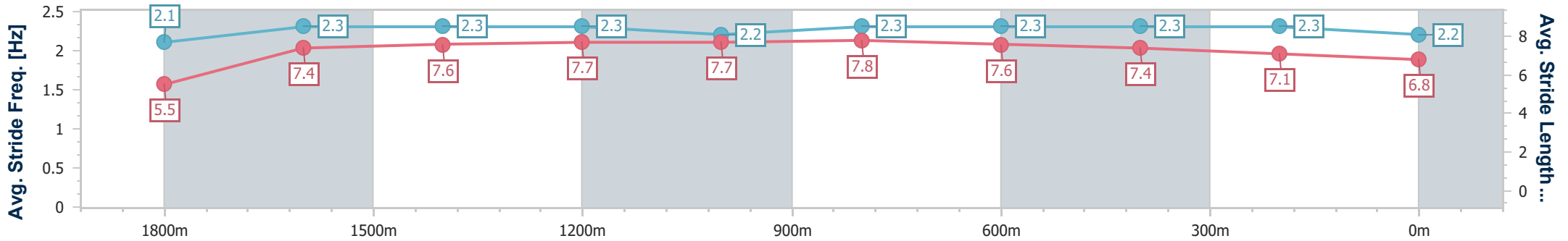
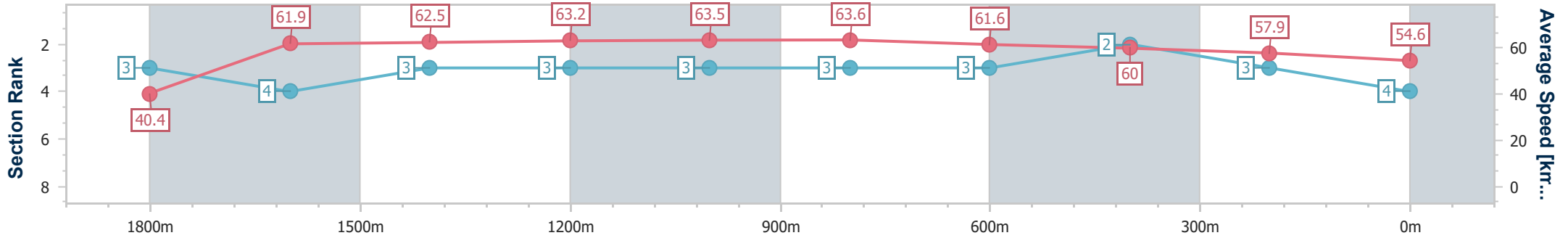
Ladbroke's Cannon Park QLD Professional
 Race 2: AVMIN AIR CHARTER SPECIALIST BENCHMARK 60
 Handicap - 1900m

14 September 2024 - 14:01

Track Rating: Soft 5, Weather: Overcast, Rail Position: True



Section	Overall	1800m	1600m	1400m	1200m	1000m	800m	600m	400m	200m
Section Times	1:56.13 [4] (0:08.94)	1:47.19 [3] (0:11.90)	1:35.29 [4] (0:11.61)	1:23.68 [3] (0:11.41)	1:12.27 [3] (0:11.38)	1:00.89 [3] (0:11.27)	0:49.62 [3] (0:11.70)	0:37.92 [3] (0:12.08)	0:25.84 [2] (0:12.65)	0:13.19 [3] (0:13.19)
Average Speed [km/h]	40.4	61.9	62.5	63.2	63.5	63.6	61.6	60.0	57.9	54.6
Top Speed [km/h]	61.4	63.5	63.8	64.1	64.7	65.2	62.5	61.8	58.9	56.5
Avg. Dist. to Rail [m]	5.4	3.0	3.5	0.8	1.1	0.9	1.3	1.7	6.3	8.4
Avg. Stride Freq. [Hz]	2.1	2.3	2.3	2.3	2.2	2.3	2.3	2.3	2.3	2.2
Avg. Stride Length [m]	5.5	7.4	7.6	7.7	7.7	7.8	7.6	7.4	7.1	6.8



- [] Ranking at each section and finish
- .-.- No data available at this section
- NA No data available



Horse/Jockey Name	Mishani Menace
Final Rank	5
Fastest Section Time (Section)	0:09.25 (Overall)
Top Speed [km/h] (Section)	65.7 (1400m)
Race State	Finished



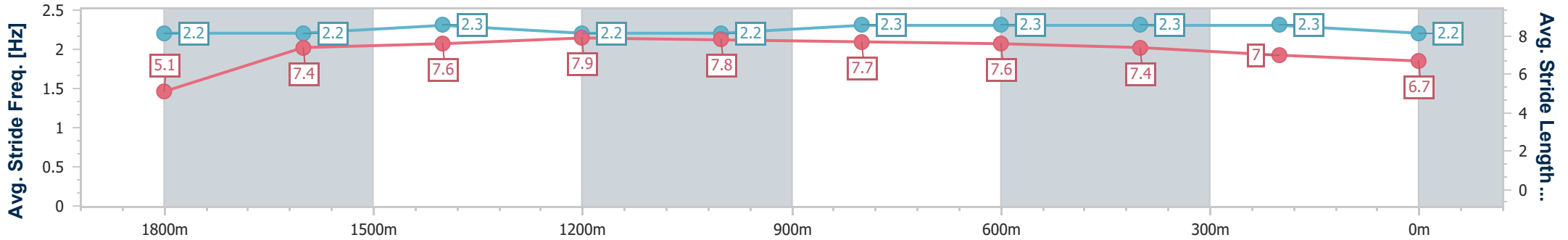
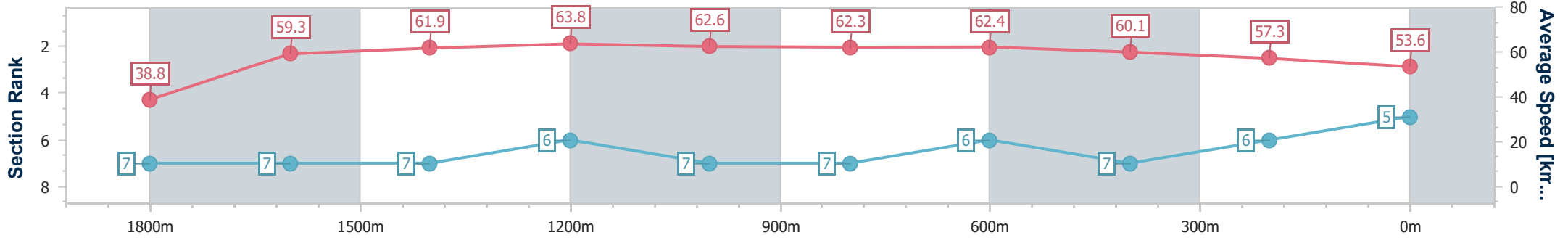
Ladbroke's Cannon Park QLD Professional
 Race 2: AVMIN AIR CHARTER SPECIALIST BENCHMARK 60
 Handicap - 1900m



14 September 2024 - 14:01

Track Rating: Soft 5, Weather: Overcast, Rail Position: True

Section	Overall	1800m	1600m	1400m	1200m	1000m	800m	600m	400m	200m
Section Times	1:56.98 [5] (0:09.25)	1:47.73 [7] (0:12.17)	1:35.56 [7] (0:11.64)	1:23.92 [7] (0:11.30)	1:12.62 [6] (0:11.44)	1:01.18 [7] (0:11.39)	0:49.79 [7] (0:11.51)	0:38.28 [6] (0:12.08)	0:26.20 [7] (0:12.73)	0:13.47 [6] (0:13.47)
Average Speed [km/h]	38.8	59.3	61.9	63.8	62.6	62.3	62.4	60.1	57.3	53.6
Top Speed [km/h]	59.8	61.3	63.3	65.7	63.4	63.9	63.5	62.1	59.3	55.8
Avg. Dist. to Rail [m]	6.9	1.0	0.4	0.9	1.0	1.9	1.0	1.3	4.9	6.7
Avg. Stride Freq. [Hz]	2.2	2.2	2.3	2.2	2.2	2.3	2.3	2.3	2.3	2.2
Avg. Stride Length [m]	5.1	7.4	7.6	7.9	7.8	7.7	7.6	7.4	7.0	6.7



- [] Ranking at each section and finish
- .-.- No data available at this section
- NA No data available



Horse/Jockey Name	Vivacious Award
Final Rank	6
Fastest Section Time (Section)	0:08.86 (Overall)
Top Speed [km/h] (Section)	64.4 (1400m)
Race State	Finished



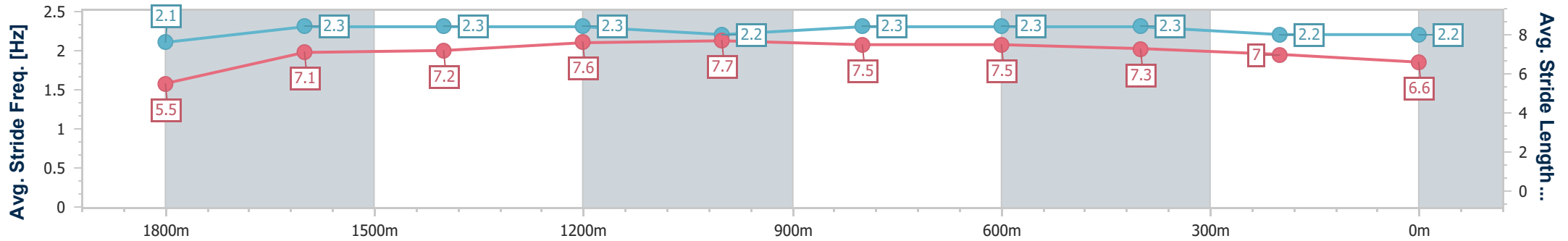
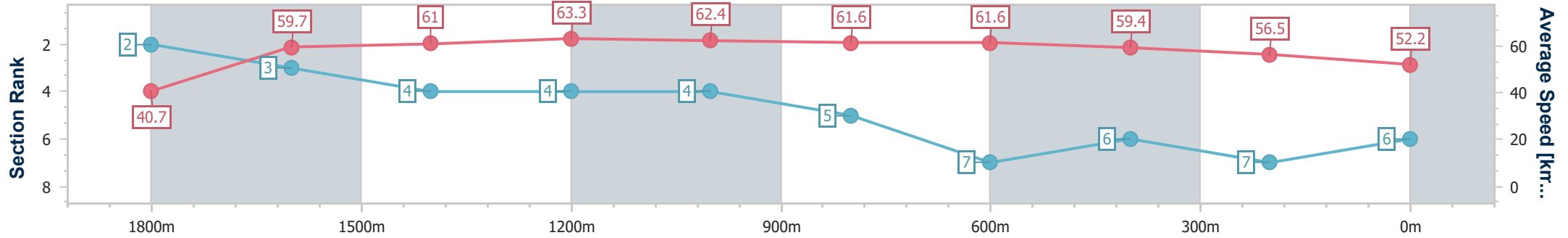
Ladbrokes Cannon Park QLD Professional
Race 2: AVMIN AIR CHARTER SPECIALIST BENCHMARK 60
Handicap - 1900m

14 September 2024 - 14:01

Track Rating: Soft 5, Weather: Overcast, Rail Position: True



Section	Overall	1800m	1600m	1400m	1200m	1000m	800m	600m	400m	200m
Section Times	1:57.26 [6] (0:08.86)	1:48.40 [2] (0:11.96)	1:36.44 [3] (0:11.82)	1:24.62 [4] (0:11.42)	1:13.20 [4] (0:11.43)	1:01.77 [4] (0:11.54)	0:50.23 [5] (0:11.67)	0:38.56 [7] (0:12.07)	0:26.49 [6] (0:12.76)	0:13.73 [7] (0:13.73)
Average Speed [km/h]	40.7	59.7	61.0	63.3	62.4	61.6	61.6	59.4	56.5	52.2
Top Speed [km/h]	59.7	60.5	62.5	64.4	63.6	62.4	62.3	61.6	57.6	56.8
Avg. Dist. to Rail [m]	1.8	1.4	0.4	1.8	1.9	1.9	0.5	0.8	1.7	3.1
Avg. Stride Freq. [Hz]	2.1	2.3	2.3	2.3	2.2	2.3	2.3	2.3	2.2	2.2
Avg. Stride Length [m]	5.5	7.1	7.2	7.6	7.7	7.5	7.5	7.3	7.0	6.6



- [] Ranking at each section and finish
- .-.- No data available at this section
- NA No data available



Horse/Jockey Name	Vancouver Bay
Final Rank	7
Fastest Section Time (Section)	0:08.94 (Overall)
Top Speed [km/h] (Section)	63.9 (1200m)
Race State	Finished



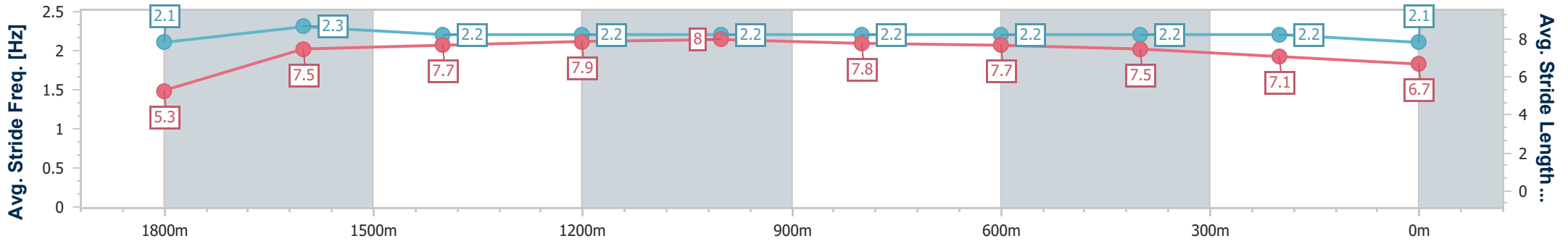
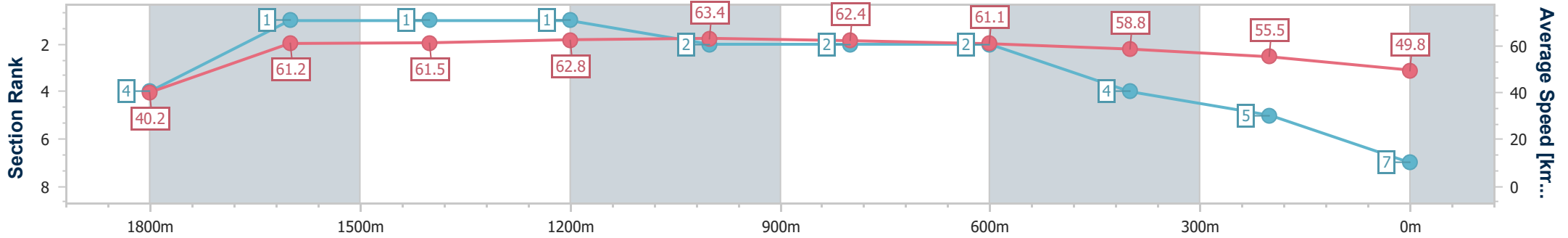
Ladbroke's Cannon Park QLD Professional
 Race 2: AVMIN AIR CHARTER SPECIALIST BENCHMARK 60
 Handicap - 1900m

14 September 2024 - 14:01

Track Rating: Soft 5, Weather: Overcast, Rail Position: True



Section	Overall	1800m	1600m	1400m	1200m	1000m	800m	600m	400m	200m
Section Times	1:57.83 [7] (0:08.94)	1:48.89 [4] (0:11.57)	1:37.32 [1] (0:11.64)	1:25.68 [1] (0:11.47)	1:14.21 [1] (0:11.33)	1:02.88 [2] (0:11.44)	0:51.44 [2] (0:11.80)	0:39.64 [2] (0:12.16)	0:27.48 [4] (0:12.97)	0:14.51 [5] (0:14.51)
Average Speed [km/h]	40.2	61.2	61.5	62.8	63.4	62.4	61.1	58.8	55.5	49.8
Top Speed [km/h]	59.4	62.2	62.3	63.6	63.9	63.6	61.6	60.8	57.0	52.8
Avg. Dist. to Rail [m]	2.0	1.8	2.0	0.9	0.4	0.9	0.6	1.3	1.5	2.1
Avg. Stride Freq. [Hz]	2.1	2.3	2.2	2.2	2.2	2.2	2.2	2.2	2.2	2.1
Avg. Stride Length [m]	5.3	7.5	7.7	7.9	8.0	7.8	7.7	7.5	7.1	6.7



- [] Ranking at each section and finish
- .-.- No data available at this section
- NA No data available



Horse/Jockey Name	Ma Ma's Rose
Final Rank	8
Fastest Section Time (Section)	0:09.46 (Overall)
Top Speed [km/h] (Section)	65.8 (1400m)
Race State	Finished



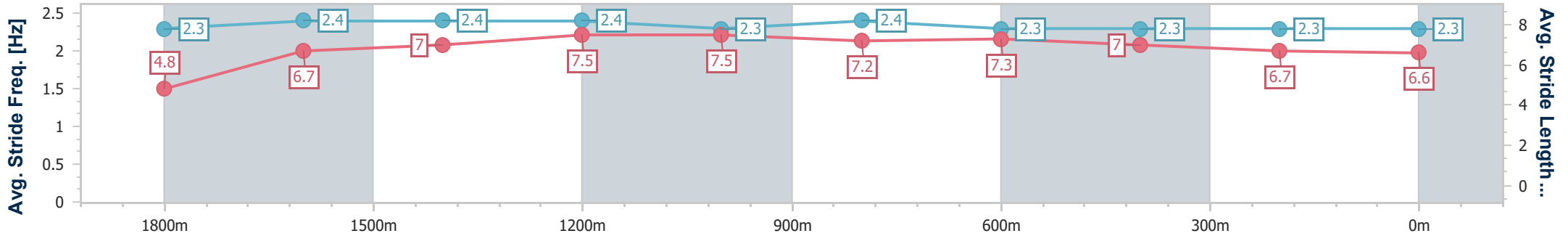
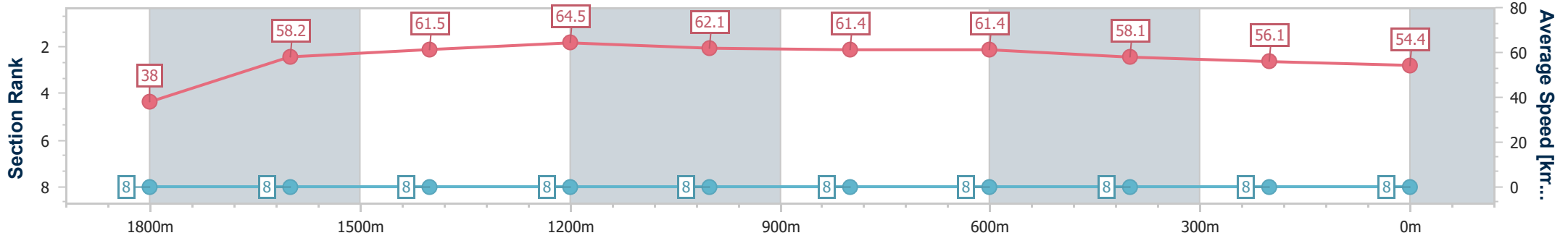
Ladbrokes Cannon Park QLD Professional
Race 2: AVMIN AIR CHARTER SPECIALIST BENCHMARK 60
Handicap - 1900m

14 September 2024 - 14:01

Track Rating: Soft 5, Weather: Overcast, Rail Position: True



Section	Overall	1800m	1600m	1400m	1200m	1000m	800m	600m	400m	200m		
Section Times	1:58.02 [8] (0:09.46)	1:48.56 [8] (0:12.32)	1:36.24 [8] (0:11.74)	1:24.50 [8] (0:11.16)	1:13.34 [8] (0:11.41)	1:01.93 [8] (0:11.48)	0:50.45 [8] (0:11.73)	0:38.72 [8] (0:12.44)	0:26.28 [8] (0:12.99)	0:13.29 [8] (0:13.29)		
Average Speed [km/h]	38.0	58.2	61.5	64.5	62.1	61.4	61.4	58.1	56.1	54.4		
Top Speed [km/h]	55.0	60.3	63.2	65.8	62.8	63.0	62.2	60.2	57.2	56.0		
Avg. Dist. to Rail [m]	8.0	1.3	0.7	2.8	3.6	2.6	1.0	2.0	4.3	5.2		
Avg. Stride Freq. [Hz]	2.3	2.4	2.4	2.4	2.3	2.4	2.3	2.3	2.3	2.3		
Avg. Stride Length [m]	4.8	6.7	7.0	7.5	7.5	7.2	7.3	7.0	6.7	6.6		



- [] Ranking at each section and finish
- .-.- No data available at this section
- NA No data available