



Ladbrokes Cannon Park QLD Professional

Race 1: BABINDA ELECTRICS QTIS Three-Year-Old Handicap - 1250m

14 September 2024 - 13:25



Track Rating: Soft 5, Weather: Overcast, Rail Position: True

| Section | | Overall | 1000m | 800m | 600m | 400m | 200m | Last 600m | | | | | |
|-------------|-----------------------------------|----------------------|----------------------|----------------------|--------------------------|--------------------------|--------------------------|--------------------------|--------------------------|--------------------------|---------|------------------------|----|
| Field Times | | 1:14.76 (0:15.55) | 0:59.21 (0:11.38) | 0:47.83 (0:11.79) | 0:36.04 (0:11.87) | 0:24.17 (0:11.67) | 0:12.50 (0:12.50) | 0:36.04 | | | | | |
| Rank | TAB Horse/Jockey | Barrier | Top Speed [km/h] | Fastest Section | Margin | | | | | | | Distance Travelled [m] | |
| 1 | 1 I'LLTELLYOUGO Ryan Wiggins | 2 | 67.8 Overall | 0:11.35 1000m | 1:14.76 [1] (0:15.58) | 0:59.18 [2] (0:11.35) | 0:47.83 [1] (0:11.79) | 0:36.04 [1] (0:11.87) | 0:24.17 [1] (0:11.67) | 0:12.50 [1] (0:12.50) | 1:14.76 | 0:36.04 | |
| 2 | 4 MISHANI DESTINY Sean Cormack | 5 | 68.0 Overall | 0:11.49 1000m | 1:14.79 [2] (0:15.55) | 0:59.24 [1] (0:11.49) | 0:47.75 [4] (0:11.75) | 0:36.00 [2] (0:11.83) | 0:24.17 [2] (0:11.79) | 0:12.38 [2] (0:12.38) | 0.2L | 0:36.00 | +3 |
| 3 | 2 HAND GRENADE Pietro Romeo | 1 | 68.8 Overall | 0:11.25 1000m | 1:15.11 [3] (0:15.77) | 0:59.34 [4] (0:11.25) | 0:48.09 [3] (0:11.81) | 0:36.28 [4] (0:11.97) | 0:24.31 [3] (0:12.08) | 0:12.23 [3] (0:12.23) | 2.06L | 0:36.28 | -7 |
| 4 | 3 SOGOYA Lacey Morrison | 3 | 65.5 800m | 0:11.07 800m | 1:15.62 [4] (0:17.64) | 0:57.98 [5] (0:11.22) | 0:46.76 [5] (0:11.07) | 0:35.69 [5] (0:11.47) | 0:24.22 [5] (0:11.92) | 0:12.30 [5] (0:12.30) | 5.05L | 0:35.69 | -7 |
| 5 | 6 MR GRUMBLER Tyler Leslight | 4 | 69.6 Overall | 0:11.40 1000m | 1:16.50 [5] (0:15.62) | 1:00.88 [3] (0:11.40) | 0:49.48 [2] (0:11.80) | 0:37.68 [3] (0:12.13) | 0:25.55 [4] (0:12.32) | 0:13.23 [4] (0:13.23) | 10.25L | 0:37.68 | -4 |

Scratched: March Madness (#5)

[] Ranking at each section and finish
 -:-:-:- No data available at this section
 NA No data available

SCN Saddle cloth number
 DNF Did not finish
 DNT Did not track



| | |
|--------------------------------|-----------------|
| Horse/Jockey Name | l'ltellyougo |
| Final Rank | 1 |
| Fastest Section Time (Section) | 0:11.35 (1000m) |
| Top Speed [km/h] (Section) | 67.8 (Overall) |
| Race State | Finished |



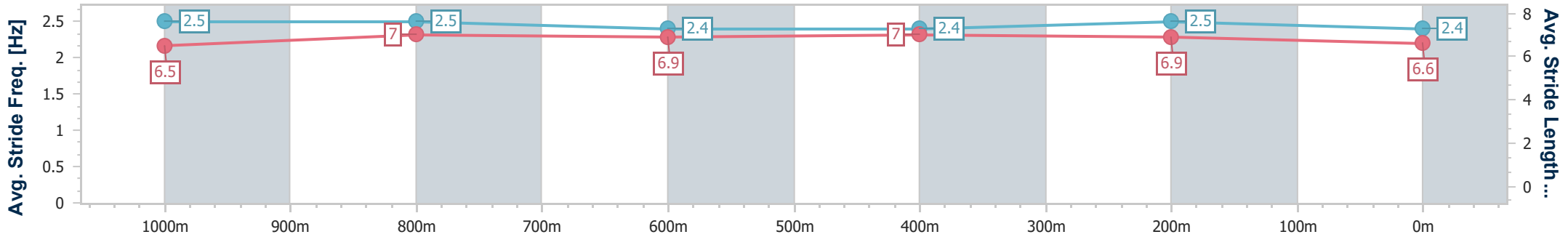
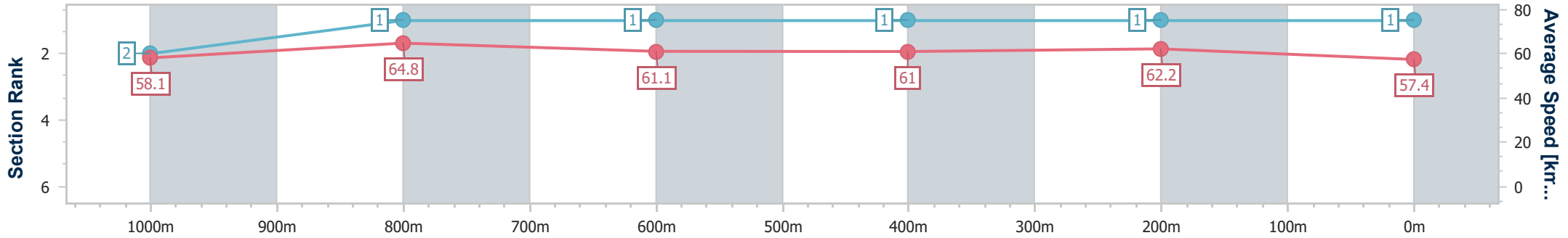
Ladbrokes Cannon Park QLD Professional
Race 1: BABINDA ELECTRICS QTIS Three-Year-Old Handicap - 1250m

14 September 2024 - 13:25

Track Rating: Soft 5, Weather: Overcast, Rail Position: True



| Section | Overall | 1000m | 800m | 600m | 400m | 200m |
|------------------------|--------------------------|--------------------------|--------------------------|--------------------------|--------------------------|--------------------------|
| Section Times | 1:14.76 [1] (0:15.58) | 0:59.18 [2] (0:11.35) | 0:47.83 [1] (0:11.79) | 0:36.04 [1] (0:11.87) | 0:24.17 [1] (0:11.67) | 0:12.50 [1] (0:12.50) |
| Average Speed [km/h] | 58.1 | 64.8 | 61.1 | 61.0 | 62.2 | 57.4 |
| Top Speed [km/h] | 67.8 | 67.7 | 64.0 | 62.4 | 63.7 | 62.1 |
| Avg. Dist. to Rail [m] | 2.8 | 3.8 | 5.2 | 1.6 | 4.0 | 5.1 |
| Avg. Stride Freq. [Hz] | 2.5 | 2.5 | 2.4 | 2.4 | 2.5 | 2.4 |
| Avg. Stride Length [m] | 6.5 | 7.0 | 6.9 | 7.0 | 6.9 | 6.6 |



- [] Ranking at each section and finish
- .-.- No data available at this section
- NA No data available



| | |
|--------------------------------|-----------------|
| Horse/Jockey Name | Mishani Destiny |
| Final Rank | 2 |
| Fastest Section Time (Section) | 0:11.49 (1000m) |
| Top Speed [km/h] (Section) | 68.0 (Overall) |
| Race State | Finished |



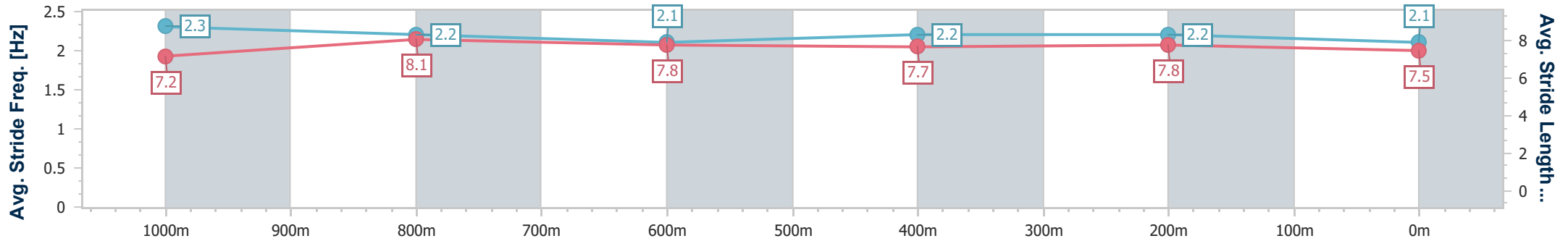
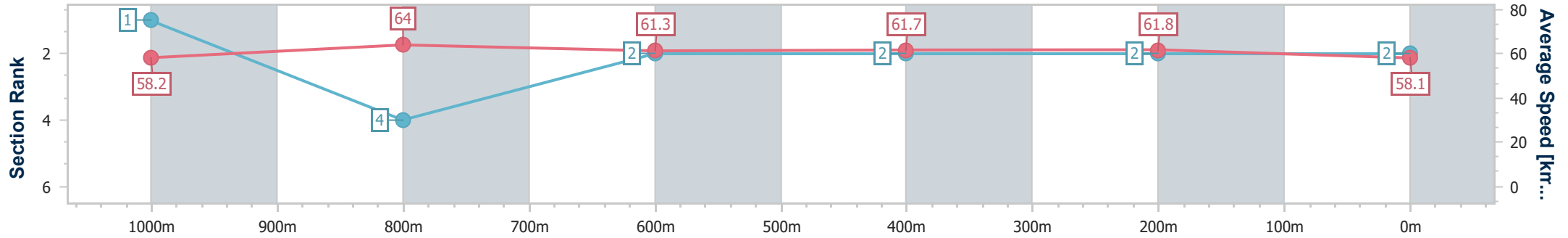
Ladbrokes Cannon Park QLD Professional
Race 1: BABINDA ELECTRICS QTIS Three-Year-Old Handicap - 1250m

14 September 2024 - 13:25

Track Rating: Soft 5, Weather: Overcast, Rail Position: True



| Section | Overall | 1000m | 800m | 600m | 400m | 200m |
|------------------------|--------------------------|--------------------------|--------------------------|--------------------------|--------------------------|--------------------------|
| Section Times | 1:14.79 [2] (0:15.55) | 0:59.24 [1] (0:11.49) | 0:47.75 [4] (0:11.75) | 0:36.00 [2] (0:11.83) | 0:24.17 [2] (0:11.79) | 0:12.38 [2] (0:12.38) |
| Average Speed [km/h] | 58.2 | 64.0 | 61.3 | 61.7 | 61.8 | 58.1 |
| Top Speed [km/h] | 68.0 | 65.6 | 62.8 | 63.2 | 63.7 | 60.2 |
| Avg. Dist. to Rail [m] | 3.4 | 3.5 | 4.8 | 3.2 | 6.0 | 7.5 |
| Avg. Stride Freq. [Hz] | 2.3 | 2.2 | 2.1 | 2.2 | 2.2 | 2.1 |
| Avg. Stride Length [m] | 7.2 | 8.1 | 7.8 | 7.7 | 7.8 | 7.5 |



- [] Ranking at each section and finish
- .-.- No data available at this section
- NA No data available



| | |
|--------------------------------|-----------------|
| Horse/Jockey Name | Hand Grenade |
| Final Rank | 3 |
| Fastest Section Time (Section) | 0:11.25 (1000m) |
| Top Speed [km/h] (Section) | 68.8 (Overall) |
| Race State | Finished |



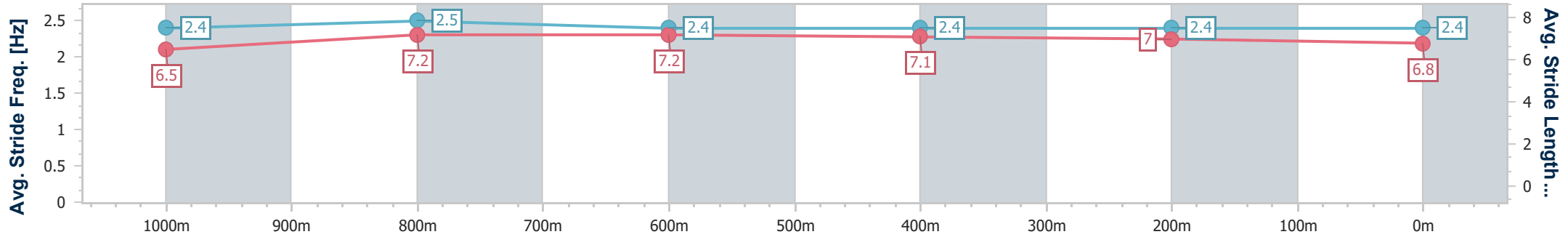
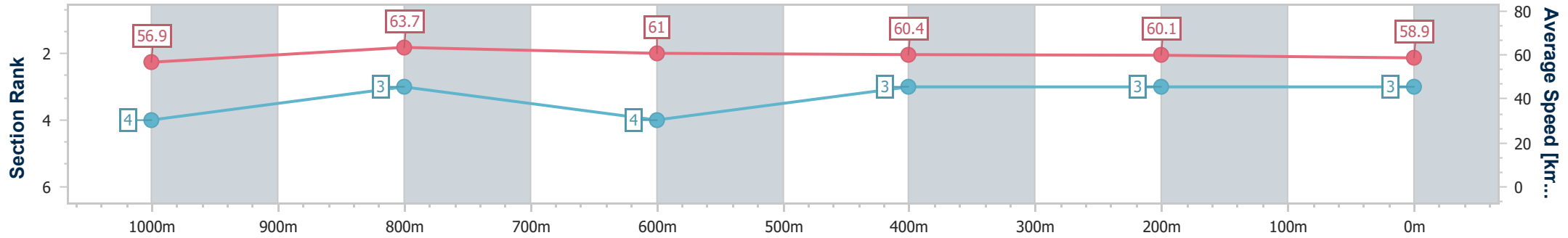
Ladbrokes Cannon Park QLD Professional
Race 1: BABINDA ELECTRICS QTIS Three-Year-Old Handicap - 1250m



14 September 2024 - 13:25

Track Rating: Soft 5, Weather: Overcast, Rail Position: True

| Section | Overall | 1000m | 800m | 600m | 400m | 200m |
|------------------------|--------------------------|--------------------------|--------------------------|--------------------------|--------------------------|--------------------------|
| Section Times | 1:15.11 [3] (0:15.77) | 0:59.34 [4] (0:11.25) | 0:48.09 [3] (0:11.81) | 0:36.28 [4] (0:11.97) | 0:24.31 [3] (0:12.08) | 0:12.23 [3] (0:12.23) |
| Average Speed [km/h] | 56.9 | 63.7 | 61.0 | 60.4 | 60.1 | 58.9 |
| Top Speed [km/h] | 68.8 | 66.1 | 62.3 | 62.0 | 61.7 | 61.2 |
| Avg. Dist. to Rail [m] | 1.1 | 1.3 | 2.2 | 1.0 | 4.4 | 6.7 |
| Avg. Stride Freq. [Hz] | 2.4 | 2.5 | 2.4 | 2.4 | 2.4 | 2.4 |
| Avg. Stride Length [m] | 6.5 | 7.2 | 7.2 | 7.1 | 7.0 | 6.8 |



- [] Ranking at each section and finish
- .-.- No data available at this section
- NA No data available



| | |
|--------------------------------|----------------|
| Horse/Jockey Name | Sogoya |
| Final Rank | 4 |
| Fastest Section Time (Section) | 0:11.07 (800m) |
| Top Speed [km/h] (Section) | 65.5 (800m) |
| Race State | Finished |



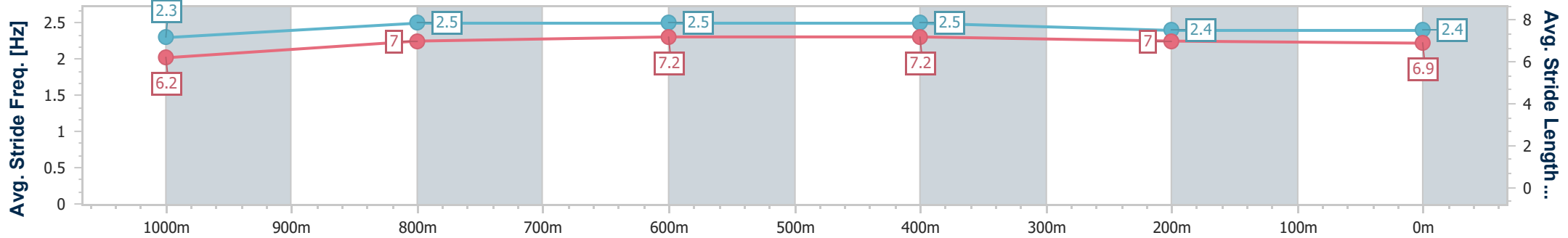
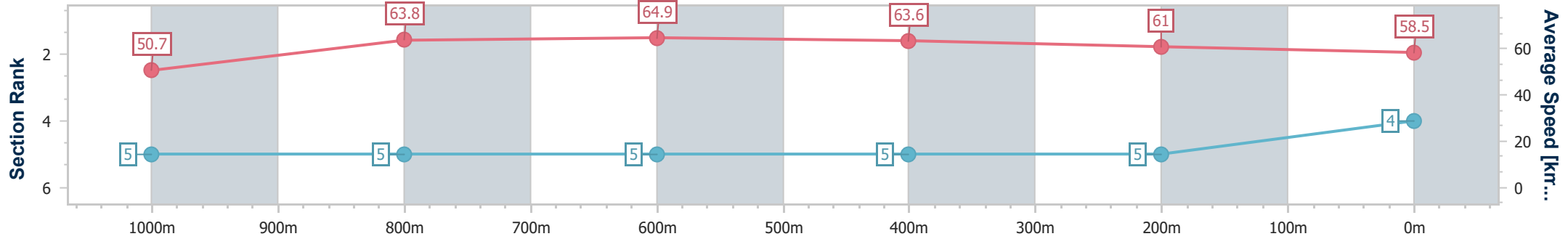
Ladbrokes Cannon Park QLD Professional
Race 1: BABINDA ELECTRICS QTIS Three-Year-Old Handicap - 1250m

14 September 2024 - 13:25

Track Rating: Soft 5, Weather: Overcast, Rail Position: True



| Section | Overall | 1000m | 800m | 600m | 400m | 200m |
|------------------------|--------------------------|--------------------------|--------------------------|--------------------------|--------------------------|--------------------------|
| Section Times | 1:15.62 [4] (0:17.64) | 0:57.98 [5] (0:11.22) | 0:46.76 [5] (0:11.07) | 0:35.69 [5] (0:11.47) | 0:24.22 [5] (0:11.92) | 0:12.30 [5] (0:12.30) |
| Average Speed [km/h] | 50.7 | 63.8 | 64.9 | 63.6 | 61.0 | 58.5 |
| Top Speed [km/h] | 65.2 | 65.0 | 65.5 | 64.5 | 63.4 | 60.7 |
| Avg. Dist. to Rail [m] | 2.5 | 1.3 | 3.5 | 2.4 | 4.9 | 5.5 |
| Avg. Stride Freq. [Hz] | 2.3 | 2.5 | 2.5 | 2.5 | 2.4 | 2.4 |
| Avg. Stride Length [m] | 6.2 | 7.0 | 7.2 | 7.2 | 7.0 | 6.9 |



- [] Ranking at each section and finish
- .-.- No data available at this section
- NA No data available



| | |
|--------------------------------|-----------------|
| Horse/Jockey Name | Mr Grumbler |
| Final Rank | 5 |
| Fastest Section Time (Section) | 0:11.40 (1000m) |
| Top Speed [km/h] (Section) | 69.6 (Overall) |
| Race State | Finished |



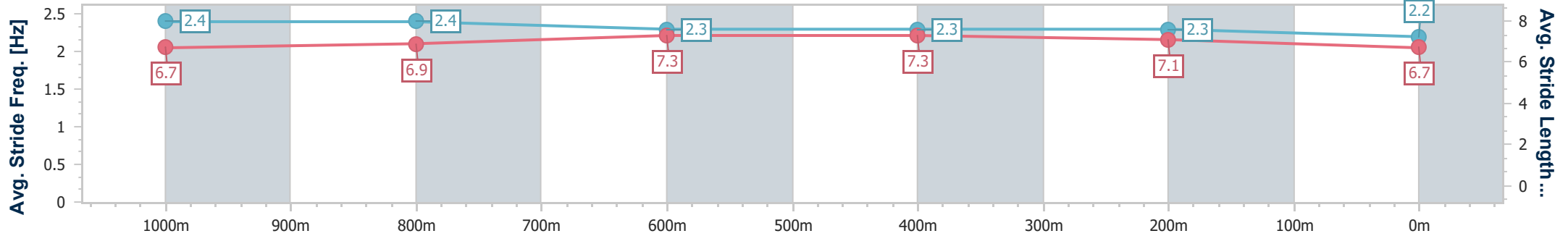
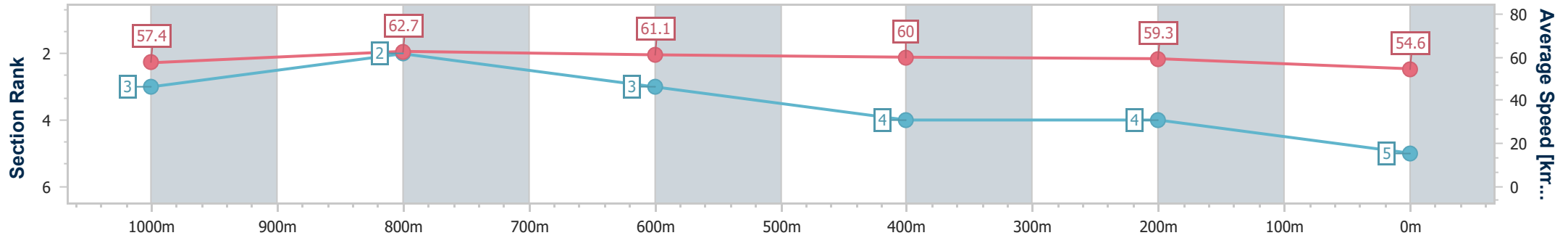
Ladbrokes Cannon Park QLD Professional
Race 1: BABINDA ELECTRICS QTIS Three-Year-Old Handicap - 1250m

14 September 2024 - 13:25

Track Rating: Soft 5, Weather: Overcast, Rail Position: True



| Section | Overall | 1000m | 800m | 600m | 400m | 200m |
|------------------------|--------------------------|--------------------------|--------------------------|--------------------------|--------------------------|--------------------------|
| Section Times | 1:16.50 [5] (0:15.62) | 1:00.88 [3] (0:11.40) | 0:49.48 [2] (0:11.80) | 0:37.68 [3] (0:12.13) | 0:25.55 [4] (0:12.32) | 0:13.23 [4] (0:13.23) |
| Average Speed [km/h] | 57.4 | 62.7 | 61.1 | 60.0 | 59.3 | 54.6 |
| Top Speed [km/h] | 69.6 | 66.0 | 62.5 | 61.1 | 61.4 | 57.1 |
| Avg. Dist. to Rail [m] | 1.8 | 1.1 | 2.4 | 1.6 | 7.5 | 6.6 |
| Avg. Stride Freq. [Hz] | 2.4 | 2.4 | 2.3 | 2.3 | 2.3 | 2.2 |
| Avg. Stride Length [m] | 6.7 | 6.9 | 7.3 | 7.3 | 7.1 | 6.7 |



- [] Ranking at each section and finish
- .-.- No data available at this section
- NA No data available