



Ladbrokes Cannon Park QLD Professional

Race 1: BABINDA ELECTRICS QTIS Three-Year-Old Handicap - 1250m

14 September 2024 - 13:25



Track Rating: Soft 5, Weather: Overcast, Rail Position: True

Section		Overall	1000m	800m	600m	400m	200m	Last 600m					
Field Times		1:14.76 (0:15.55)	0:59.21 (0:11.38)	0:47.83 (0:11.79)	0:36.04 (0:11.87)	0:24.17 (0:11.67)	0:12.50 (0:12.50)	0:36.04					
Rank	TAB Horse/Jockey	Barrier	Top Speed [km/h]	Fastest Section	Margin							Distance Travelled [m]	
1	1 I'LLTELLYOUGO Ryan Wiggins	2	67.8 Overall	0:11.35 1000m	1:14.76 [1] (0:15.58)	0:59.18 [2] (0:11.35)	0:47.83 [1] (0:11.79)	0:36.04 [1] (0:11.87)	0:24.17 [1] (0:11.67)	0:12.50 [1] (0:12.50)	1:14.76	0:36.04	
2	4 MISHANI DESTINY Sean Cormack	5	68.0 Overall	0:11.49 1000m	1:14.79 [2] (0:15.55)	0:59.24 [1] (0:11.49)	0:47.75 [4] (0:11.75)	0:36.00 [2] (0:11.83)	0:24.17 [2] (0:11.79)	0:12.38 [2] (0:12.38)	0.2L	0:36.00	+3
3	2 HAND GRENADE Pietro Romeo	1	68.8 Overall	0:11.25 1000m	1:15.11 [3] (0:15.77)	0:59.34 [4] (0:11.25)	0:48.09 [3] (0:11.81)	0:36.28 [4] (0:11.97)	0:24.31 [3] (0:12.08)	0:12.23 [3] (0:12.23)	2.06L	0:36.28	-7
4	3 SOGOYA Lacey Morrison	3	65.5 800m	0:11.07 800m	1:15.62 [4] (0:17.64)	0:57.98 [5] (0:11.22)	0:46.76 [5] (0:11.07)	0:35.69 [5] (0:11.47)	0:24.22 [5] (0:11.92)	0:12.30 [5] (0:12.30)	5.05L	0:35.69	-7
5	6 MR GRUMBLER Tyler Leslight	4	69.6 Overall	0:11.40 1000m	1:16.50 [5] (0:15.62)	1:00.88 [3] (0:11.40)	0:49.48 [2] (0:11.80)	0:37.68 [3] (0:12.13)	0:25.55 [4] (0:12.32)	0:13.23 [4] (0:13.23)	10.25L	0:37.68	-4

Scratched: March Madness (#5)

[] Ranking at each section and finish
 -:-:- No data available at this section
 NA No data available

SCN Saddle cloth number
 DNF Did not finish
 DNT Did not track



Horse/Jockey Name	l'ltellyougo
Final Rank	1
Fastest Section Time (Section)	0:11.35 (1000m)
Top Speed [km/h] (Section)	67.8 (Overall)
Race State	Finished



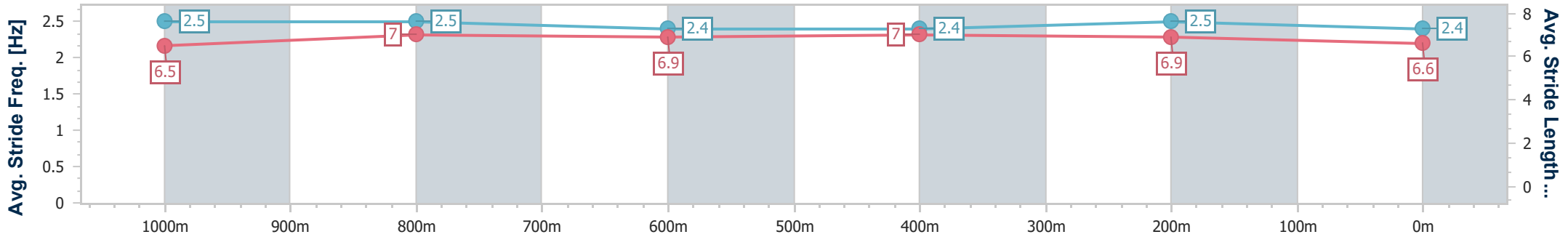
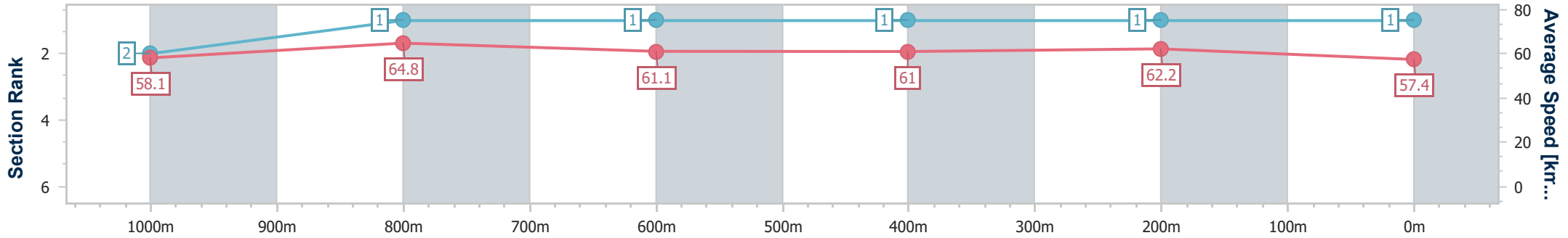
Ladbrokes Cannon Park QLD Professional
Race 1: BABINDA ELECTRICS QTIS Three-Year-Old Handicap - 1250m

14 September 2024 - 13:25

Track Rating: Soft 5, Weather: Overcast, Rail Position: True



Section	Overall	1000m	800m	600m	400m	200m
Section Times	1:14.76 [1] (0:15.58)	0:59.18 [2] (0:11.35)	0:47.83 [1] (0:11.79)	0:36.04 [1] (0:11.87)	0:24.17 [1] (0:11.67)	0:12.50 [1] (0:12.50)
Average Speed [km/h]	58.1	64.8	61.1	61.0	62.2	57.4
Top Speed [km/h]	67.8	67.7	64.0	62.4	63.7	62.1
Avg. Dist. to Rail [m]	2.8	3.8	5.2	1.6	4.0	5.1
Avg. Stride Freq. [Hz]	2.5	2.5	2.4	2.4	2.5	2.4
Avg. Stride Length [m]	6.5	7.0	6.9	7.0	6.9	6.6



- [] Ranking at each section and finish
- .-.- No data available at this section
- NA No data available



Horse/Jockey Name	Mishani Destiny
Final Rank	2
Fastest Section Time (Section)	0:11.49 (1000m)
Top Speed [km/h] (Section)	68.0 (Overall)
Race State	Finished



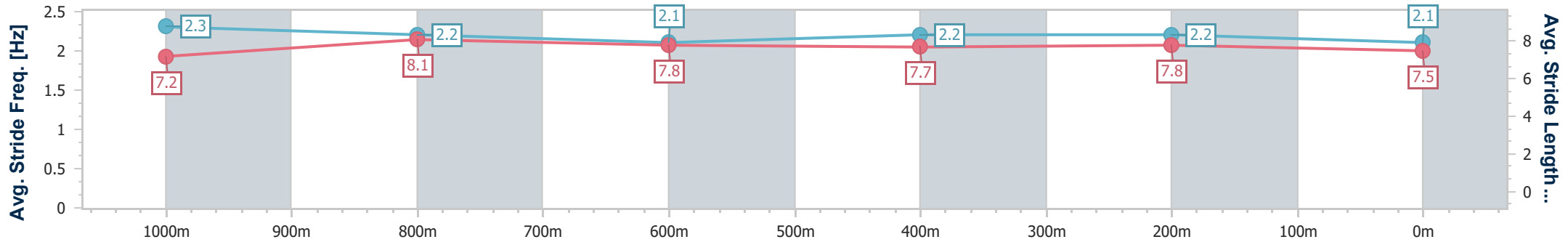
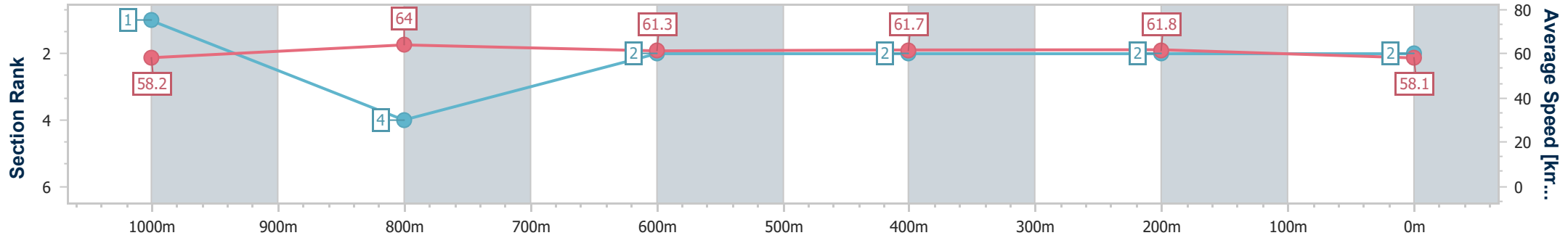
Ladbrokes Cannon Park QLD Professional
 Race 1: BABINDA ELECTRICS QTIS Three-Year-Old Handicap - 1250m



14 September 2024 - 13:25

Track Rating: Soft 5, Weather: Overcast, Rail Position: True

Section	Overall	1000m	800m	600m	400m	200m
Section Times	1:14.79 [2] (0:15.55)	0:59.24 [1] (0:11.49)	0:47.75 [4] (0:11.75)	0:36.00 [2] (0:11.83)	0:24.17 [2] (0:11.79)	0:12.38 [2] (0:12.38)
Average Speed [km/h]	58.2	64.0	61.3	61.7	61.8	58.1
Top Speed [km/h]	68.0	65.6	62.8	63.2	63.7	60.2
Avg. Dist. to Rail [m]	3.4	3.5	4.8	3.2	6.0	7.5
Avg. Stride Freq. [Hz]	2.3	2.2	2.1	2.2	2.2	2.1
Avg. Stride Length [m]	7.2	8.1	7.8	7.7	7.8	7.5



- [] Ranking at each section and finish
- .-.- No data available at this section
- NA No data available



Horse/Jockey Name	Hand Grenade
Final Rank	3
Fastest Section Time (Section)	0:11.25 (1000m)
Top Speed [km/h] (Section)	68.8 (Overall)
Race State	Finished



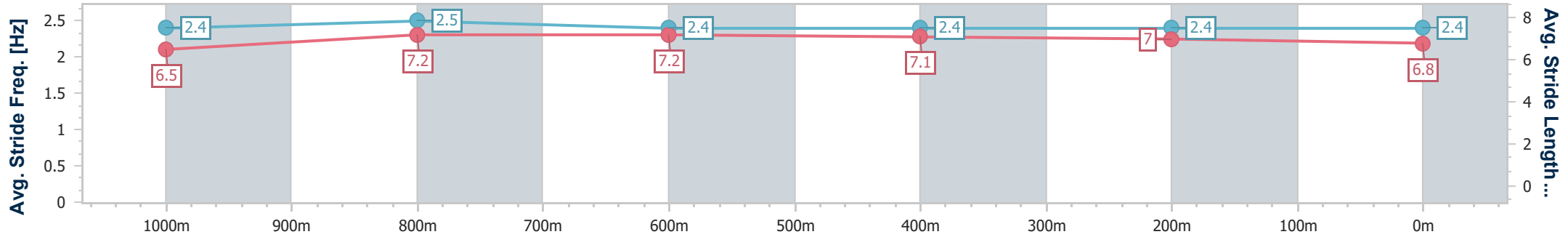
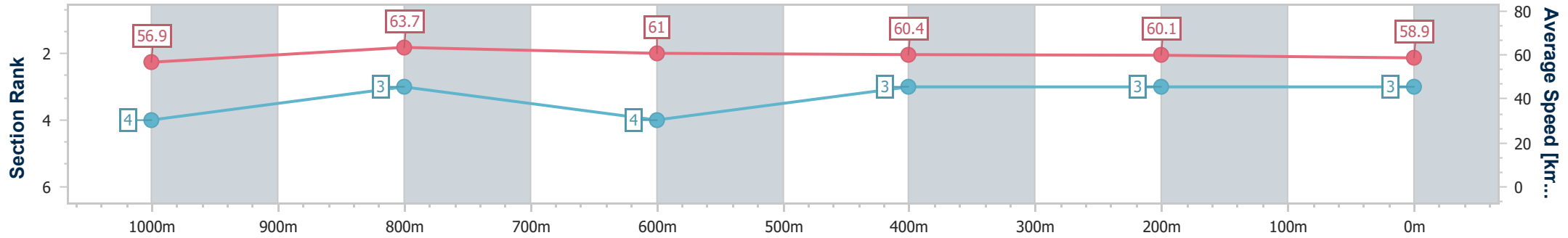
Ladbrokes Cannon Park QLD Professional
Race 1: BABINDA ELECTRICS QTIS Three-Year-Old Handicap - 1250m

14 September 2024 - 13:25

Track Rating: Soft 5, Weather: Overcast, Rail Position: True



Section	Overall	1000m	800m	600m	400m	200m
Section Times	1:15.11 [3] (0:15.77)	0:59.34 [4] (0:11.25)	0:48.09 [3] (0:11.81)	0:36.28 [4] (0:11.97)	0:24.31 [3] (0:12.08)	0:12.23 [3] (0:12.23)
Average Speed [km/h]	56.9	63.7	61.0	60.4	60.1	58.9
Top Speed [km/h]	68.8	66.1	62.3	62.0	61.7	61.2
Avg. Dist. to Rail [m]	1.1	1.3	2.2	1.0	4.4	6.7
Avg. Stride Freq. [Hz]	2.4	2.5	2.4	2.4	2.4	2.4
Avg. Stride Length [m]	6.5	7.2	7.2	7.1	7.0	6.8



- [] Ranking at each section and finish
- .-.- No data available at this section
- NA No data available



Horse/Jockey Name	Sogoya
Final Rank	4
Fastest Section Time (Section)	0:11.07 (800m)
Top Speed [km/h] (Section)	65.5 (800m)
Race State	Finished



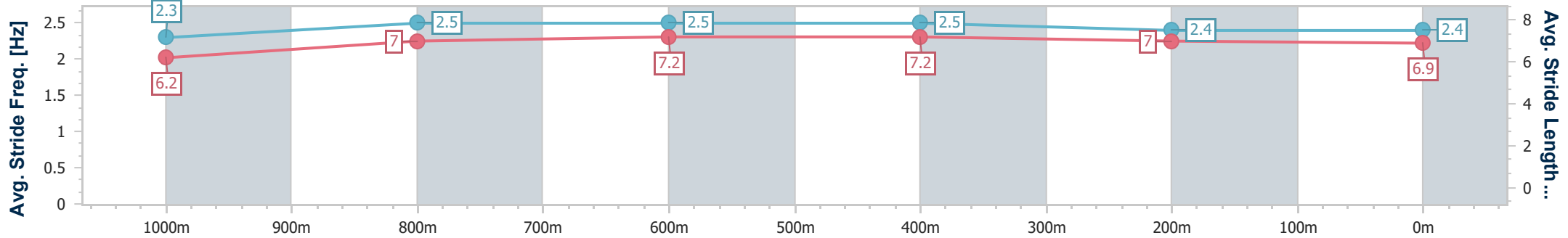
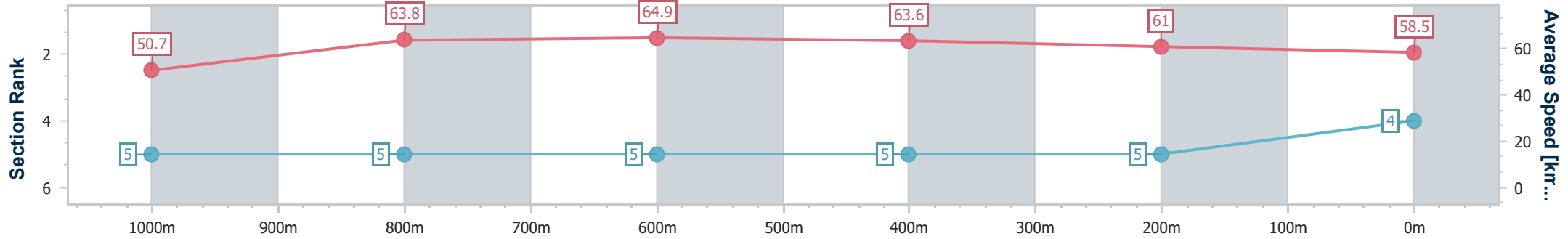
Ladbrokes Cannon Park QLD Professional
Race 1: BABINDA ELECTRICS QTIS Three-Year-Old Handicap - 1250m

14 September 2024 - 13:25

Track Rating: Soft 5, Weather: Overcast, Rail Position: True



Section	Overall	1000m	800m	600m	400m	200m
Section Times	1:15.62 [4] (0:17.64)	0:57.98 [5] (0:11.22)	0:46.76 [5] (0:11.07)	0:35.69 [5] (0:11.47)	0:24.22 [5] (0:11.92)	0:12.30 [5] (0:12.30)
Average Speed [km/h]	50.7	63.8	64.9	63.6	61.0	58.5
Top Speed [km/h]	65.2	65.0	65.5	64.5	63.4	60.7
Avg. Dist. to Rail [m]	2.5	1.3	3.5	2.4	4.9	5.5
Avg. Stride Freq. [Hz]	2.3	2.5	2.5	2.5	2.4	2.4
Avg. Stride Length [m]	6.2	7.0	7.2	7.2	7.0	6.9



- [] Ranking at each section and finish
- .-.- No data available at this section
- NA No data available



Horse/Jockey Name	Mr Grumbler
Final Rank	5
Fastest Section Time (Section)	0:11.40 (1000m)
Top Speed [km/h] (Section)	69.6 (Overall)
Race State	Finished



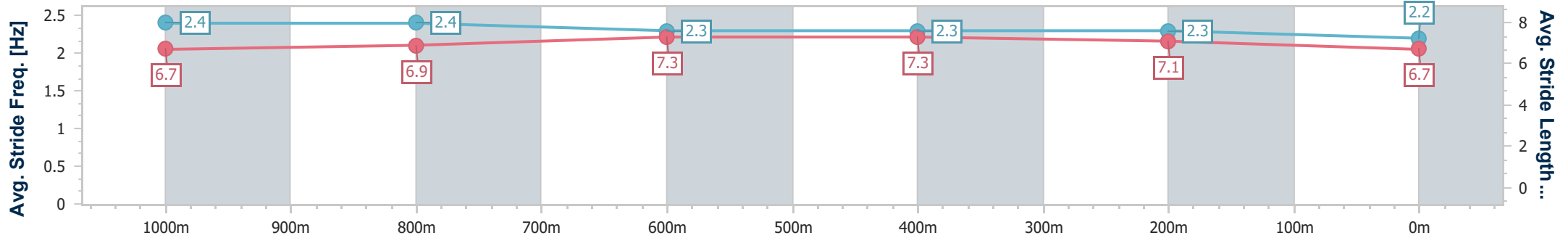
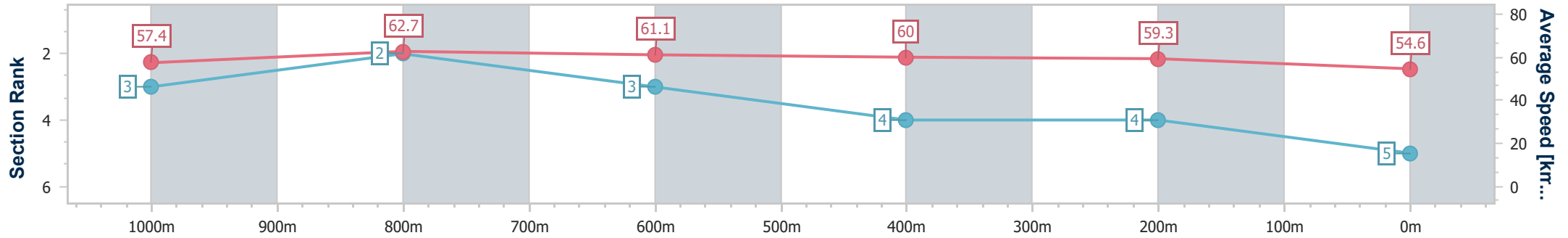
Ladbrokes Cannon Park QLD Professional
Race 1: BABINDA ELECTRICS QTIS Three-Year-Old Handicap - 1250m

14 September 2024 - 13:25

Track Rating: Soft 5, Weather: Overcast, Rail Position: True



Section	Overall	1000m	800m	600m	400m	200m
Section Times	1:16.50 [5] (0:15.62)	1:00.88 [3] (0:11.40)	0:49.48 [2] (0:11.80)	0:37.68 [3] (0:12.13)	0:25.55 [4] (0:12.32)	0:13.23 [4] (0:13.23)
Average Speed [km/h]	57.4	62.7	61.1	60.0	59.3	54.6
Top Speed [km/h]	69.6	66.0	62.5	61.1	61.4	57.1
Avg. Dist. to Rail [m]	1.8	1.1	2.4	1.6	7.5	6.6
Avg. Stride Freq. [Hz]	2.4	2.4	2.3	2.3	2.3	2.2
Avg. Stride Length [m]	6.7	6.9	7.3	7.3	7.1	6.7



- [] Ranking at each section and finish
- .-.- No data available at this section
- NA No data available



Ladbrokes Cannon Park QLD Professional

Race 2: AVMIN AIR CHARTER SPECIALIST BENCHMARK 60 Handicap - 1900m

14 September 2024 - 14:01



Track Rating: Soft 5, Weather: Overcast, Rail Position: True

Section		Overall	1800m	1600m	1400m	1200m	1000m	800m	Last 600m				
Field Times		1:55.01 (0:08.80)	1:46.21 (0:11.71)	1:34.50 (0:11.64)	1:22.86 (0:11.47)	1:11.39 (0:11.32)	1:00.07 (0:11.33)	0:48.74 (0:11.71)	0:37.03				
Rank	TAB Horse/Jockey	Barrier	Top Speed [km/h]	Fastest Section	Distance Travelled [m]								
1	4 STADIUM OF LIGHT Justin Huxtable	3	65.3	0:09.17	1:55.01 [1] (0:09.17)	1:45.84 [5] (0:11.67)	1:34.17 [5] (0:11.80)	1:22.37 [5] (0:11.42)	1:10.95 [5] (0:11.46)	0:59.49 [5] (0:11.34)	0:48.15 [4] (0:11.55)	0:36.60	
2	2 CHOIR BOY Gabrielle Semmens	5	64.8	0:08.80	1:55.78 [2] (0:08.80)	1:46.98 [1] (0:11.89)	1:35.09 [2] (0:11.50)	1:23.59 [2] (0:11.47)	1:12.12 [2] (0:11.28)	1:00.84 [1] (0:11.33)	0:49.51 [1] (0:11.71)	0:37.80	+3
3	1 TWO SMOKIN BARRELS Tyler Leslight	4	65.2	0:09.17	1:56.00 [3] (0:09.17)	1:46.83 [5] (0:12.15)	1:34.68 [6] (0:11.67)	1:23.01 [6] (0:11.40)	1:11.61 [7] (0:11.33)	1:00.28 [6] (0:11.39)	0:48.89 [6] (0:11.41)	0:37.48	+3
4	6 PICCAPEPPA Pietro Romeo	6	65.2	0:08.94	1:56.13 [4] (0:08.94)	1:47.19 [3] (0:11.90)	1:35.29 [4] (0:11.61)	1:23.68 [3] (0:11.41)	1:12.27 [3] (0:11.38)	1:00.89 [3] (0:11.27)	0:49.62 [3] (0:11.70)	0:37.92	+3
5	8 MISHANI MENACE Nathan Thomas	7	65.7	0:09.25	1:56.98 [5] (0:09.25)	1:47.73 [7] (0:12.17)	1:35.56 [7] (0:11.64)	1:23.92 [7] (0:11.30)	1:12.62 [6] (0:11.44)	1:01.18 [7] (0:11.39)	0:49.79 [7] (0:11.51)	0:38.28	-8
6	5 VIVACIOUS AWARD Frank Edwards	1	64.4	0:08.86	1:57.26 [6] (0:08.86)	1:48.40 [2] (0:11.96)	1:36.44 [3] (0:11.82)	1:24.62 [4] (0:11.42)	1:13.20 [4] (0:11.43)	1:01.77 [4] (0:11.54)	0:50.23 [5] (0:11.67)	0:38.56	-12
7	3 VANCOUVER BAY Ashley Butler	2	63.9	0:08.94	1:57.83 [7] (0:08.94)	1:48.89 [4] (0:11.57)	1:37.32 [1] (0:11.64)	1:25.68 [1] (0:11.47)	1:14.21 [1] (0:11.33)	1:02.88 [2] (0:11.44)	0:51.44 [2] (0:11.80)	0:39.64	-13
8	7 MA MA'S ROSE Isabella Teh	8	65.8	0:09.46	1:58.02 [8] (0:09.46)	1:48.56 [8] (0:12.32)	1:36.24 [8] (0:11.74)	1:24.50 [8] (0:11.16)	1:13.34 [8] (0:11.41)	1:01.93 [8] (0:11.48)	0:50.45 [8] (0:11.73)	0:38.72	-9

[] Ranking at each section and finish
 -:-:- No data available at this section
 NA No data available

SCN Saddle cloth number
 DNF Did not finish
 DNT Did not track



Ladbrokes Cannon Park QLD Professional

Race 2: AVMIN AIR CHARTER SPECIALIST BENCHMARK 60 Handicap - 1900m

14 September 2024 - 14:01



Track Rating: Soft 5, Weather: Overcast, Rail Position: True

Section				600m	400m	200m			Last 600m		
Field Times				0:37.03 (0:12.22)	0:24.81 (0:12.28)	0:12.53 (0:12.53)			0:37.03		
Rank	TAB	Horse/Jockey	Barrier	Top Speed [km/h]	Fastest Section	Margin			Distance Travelled [m]		
1	4	STADIUM OF LIGHT Justin Huxtable	3	65.3 1000m	0:09.17 Overall	0:36.60 [4] (0:11.94)	0:24.66 [3] (0:12.13)	0:12.53 [1] (0:12.53)	1:55.01	0:36.60	
2	2	CHOIR BOY Gabrielle Semmens	5	64.8 1000m	0:08.80 Overall	0:37.80 [1] (0:12.22)	0:25.58 [1] (0:12.38)	0:13.20 [2] (0:13.20)	4.53L	0:37.80	+3
3	1	TWO SMOKIN BARRELS Tyler Leslight	4	65.2 800m	0:09.17 Overall	0:37.48 [5] (0:12.11)	0:25.37 [5] (0:12.46)	0:12.91 [4] (0:12.91)	5.82L	0:37.48	+3
4	6	PICCAPEPPA Pietro Romeo	6	65.2 1000m	0:08.94 Overall	0:37.92 [3] (0:12.08)	0:25.84 [2] (0:12.65)	0:13.19 [3] (0:13.19)	6.57L	0:37.92	+3
5	8	MISHANI MENACE Nathan Thomas	7	65.7 1400m	0:09.25 Overall	0:38.28 [6] (0:12.08)	0:26.20 [7] (0:12.73)	0:13.47 [6] (0:13.47)	11.61L	0:38.28	-8
6	5	VIVACIOUS AWARD Frank Edwards	1	64.4 1400m	0:08.86 Overall	0:38.56 [7] (0:12.07)	0:26.49 [6] (0:12.76)	0:13.73 [7] (0:13.73)	13.21L	0:38.56	-12
7	3	VANCOUVER BAY Ashley Butler	2	63.9 1200m	0:08.94 Overall	0:39.64 [2] (0:12.16)	0:27.48 [4] (0:12.97)	0:14.51 [5] (0:14.51)	16.59L	0:39.64	-13
8	7	MA MA'S ROSE Isabella Teh	8	65.8 1400m	0:09.46 Overall	0:38.72 [8] (0:12.44)	0:26.28 [8] (0:12.99)	0:13.29 [8] (0:13.29)	17.71L	0:38.72	-9

[] Ranking at each section and finish
 -:-:- No data available at this section
 NA No data available

SCN Saddle cloth number
 DNF Did not finish
 DNT Did not track



Horse/Jockey Name	Stadium Of Light
Final Rank	1
Fastest Section Time (Section)	0:09.17 (Overall)
Top Speed [km/h] (Section)	65.3 (1000m)
Race State	Finished



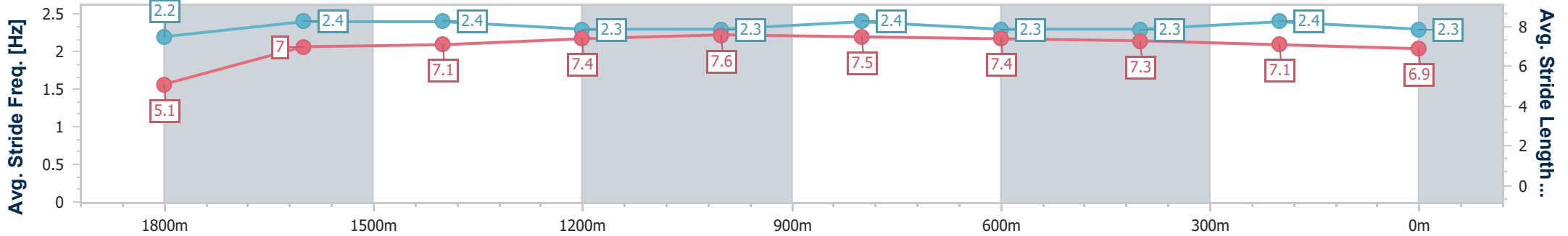
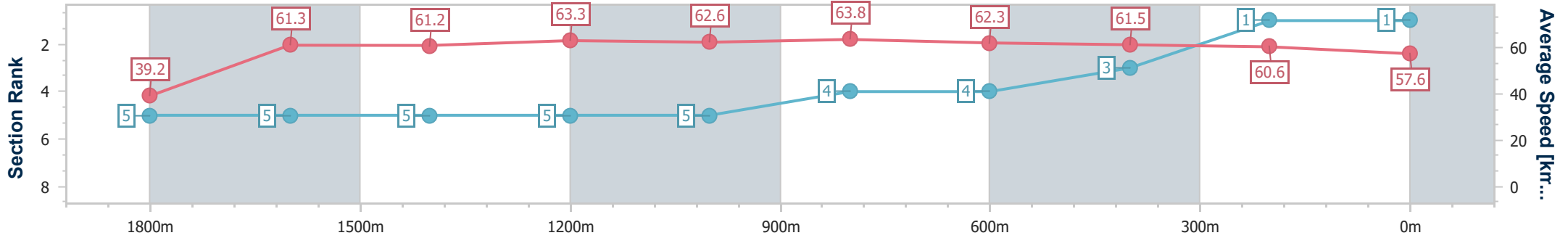
Ladbroke's Cannon Park QLD Professional
 Race 2: AVMIN AIR CHARTER SPECIALIST BENCHMARK 60
 Handicap - 1900m

14 September 2024 - 14:01

Track Rating: Soft 5, Weather: Overcast, Rail Position: True



Section	Overall	1800m	1600m	1400m	1200m	1000m	800m	600m	400m	200m
Section Times	1:55.01 [1] (0:09.17)	1:45.84 [5] (0:11.67)	1:34.17 [5] (0:11.80)	1:22.37 [5] (0:11.42)	1:10.95 [5] (0:11.46)	0:59.49 [5] (0:11.34)	0:48.15 [4] (0:11.55)	0:36.60 [4] (0:11.94)	0:24.66 [3] (0:12.13)	0:12.53 [1] (0:12.53)
Average Speed [km/h]	39.2	61.3	61.2	63.3	62.6	63.8	62.3	61.5	60.6	57.6
Top Speed [km/h]	57.8	63.1	62.3	64.9	64.0	65.3	63.0	63.0	61.8	59.6
Avg. Dist. to Rail [m]	2.4	0.8	1.5	0.3	0.6	1.3	2.9	2.9	7.5	7.6
Avg. Stride Freq. [Hz]	2.2	2.4	2.4	2.3	2.3	2.4	2.3	2.3	2.4	2.3
Avg. Stride Length [m]	5.1	7.0	7.1	7.4	7.6	7.5	7.4	7.3	7.1	6.9



- [] Ranking at each section and finish
- .-.- No data available at this section
- NA No data available



Horse/Jockey Name	Choir Boy
Final Rank	2
Fastest Section Time (Section)	0:08.80 (Overall)
Top Speed [km/h] (Section)	64.8 (1000m)
Race State	Finished



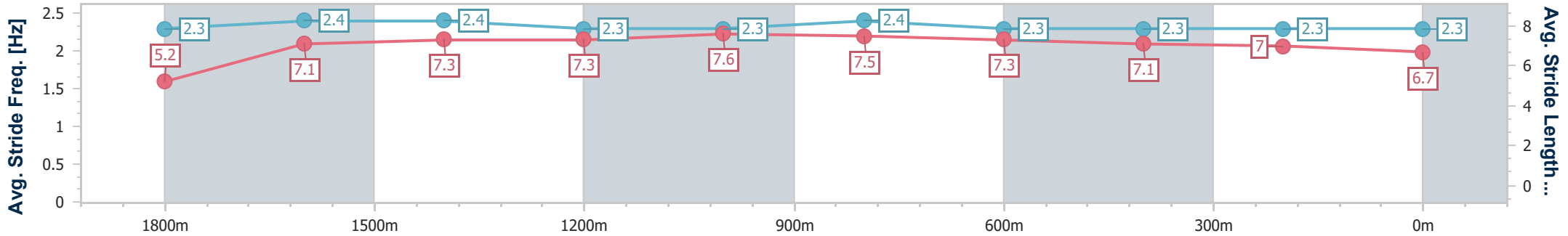
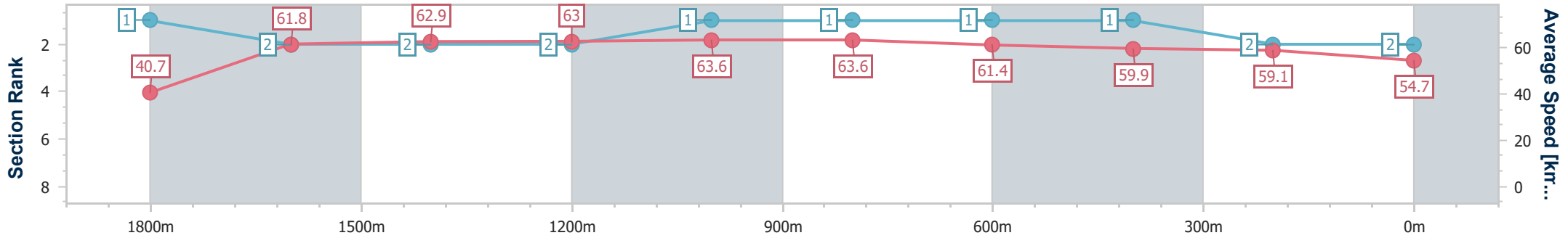
Ladbroke's Cannon Park QLD Professional
 Race 2: AVMIN AIR CHARTER SPECIALIST BENCHMARK 60
 Handicap - 1900m

14 September 2024 - 14:01

Track Rating: Soft 5, Weather: Overcast, Rail Position: True



Section	Overall	1800m	1600m	1400m	1200m	1000m	800m	600m	400m	200m
Section Times	1:55.78 [2] (0:08.80)	1:46.98 [1] (0:11.89)	1:35.09 [2] (0:11.50)	1:23.59 [2] (0:11.47)	1:12.12 [2] (0:11.28)	1:00.84 [1] (0:11.33)	0:49.51 [1] (0:11.71)	0:37.80 [1] (0:12.22)	0:25.58 [1] (0:12.38)	0:13.20 [2] (0:13.20)
Average Speed [km/h]	40.7	61.8	62.9	63.0	63.6	63.6	61.4	59.9	59.1	54.7
Top Speed [km/h]	59.1	63.0	63.7	64.1	64.6	64.8	62.5	61.4	60.0	56.9
Avg. Dist. to Rail [m]	6.2	3.1	1.6	0.4	0.7	0.4	1.2	2.8	5.5	5.5
Avg. Stride Freq. [Hz]	2.3	2.4	2.4	2.3	2.3	2.4	2.3	2.3	2.3	2.3
Avg. Stride Length [m]	5.2	7.1	7.3	7.3	7.6	7.5	7.3	7.1	7.0	6.7



- [] Ranking at each section and finish
- .-.- No data available at this section
- NA No data available



Horse/Jockey Name	Two Smokin Barrels
Final Rank	3
Fastest Section Time (Section)	0:09.17 (Overall)
Top Speed [km/h] (Section)	65.2 (800m)
Race State	Finished



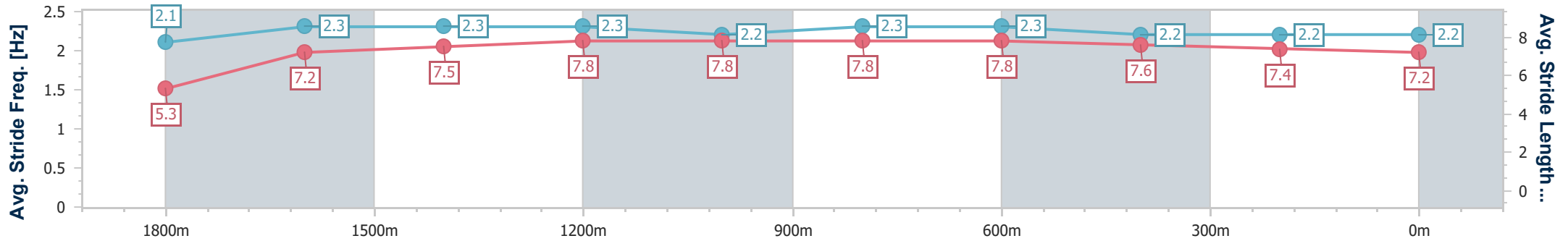
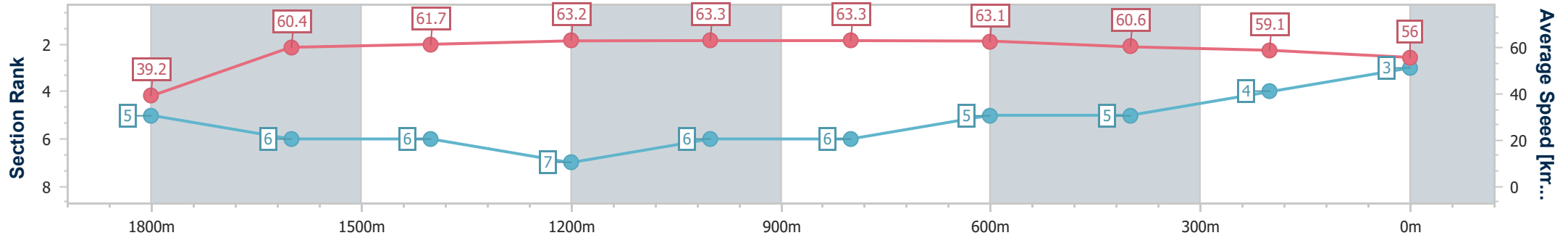
Ladbrokes Cannon Park QLD Professional
Race 2: AVMIN AIR CHARTER SPECIALIST BENCHMARK 60
Handicap - 1900m

14 September 2024 - 14:01

Track Rating: Soft 5, Weather: Overcast, Rail Position: True



Section	Overall	1800m	1600m	1400m	1200m	1000m	800m	600m	400m	200m
Section Times	1:56.00 [3] (0:09.17)	1:46.83 [5] (0:12.15)	1:34.68 [6] (0:11.67)	1:23.01 [6] (0:11.40)	1:11.61 [7] (0:11.33)	1:00.28 [6] (0:11.39)	0:48.89 [6] (0:11.41)	0:37.48 [5] (0:12.11)	0:25.37 [5] (0:12.46)	0:12.91 [4] (0:12.91)
Average Speed [km/h]	39.2	60.4	61.7	63.2	63.3	63.3	63.1	60.6	59.1	56.0
Top Speed [km/h]	58.0	61.4	62.4	64.2	65.1	64.8	65.2	62.8	60.7	58.1
Avg. Dist. to Rail [m]	4.2	2.4	1.4	1.0	0.4	0.9	3.1	2.9	6.4	6.0
Avg. Stride Freq. [Hz]	2.1	2.3	2.3	2.3	2.2	2.3	2.3	2.2	2.2	2.2
Avg. Stride Length [m]	5.3	7.2	7.5	7.8	7.8	7.8	7.8	7.6	7.4	7.2



- [] Ranking at each section and finish
- .-.- No data available at this section
- NA No data available



Horse/Jockey Name	Piccapeppa
Final Rank	4
Fastest Section Time (Section)	0:08.94 (Overall)
Top Speed [km/h] (Section)	65.2 (1000m)
Race State	Finished



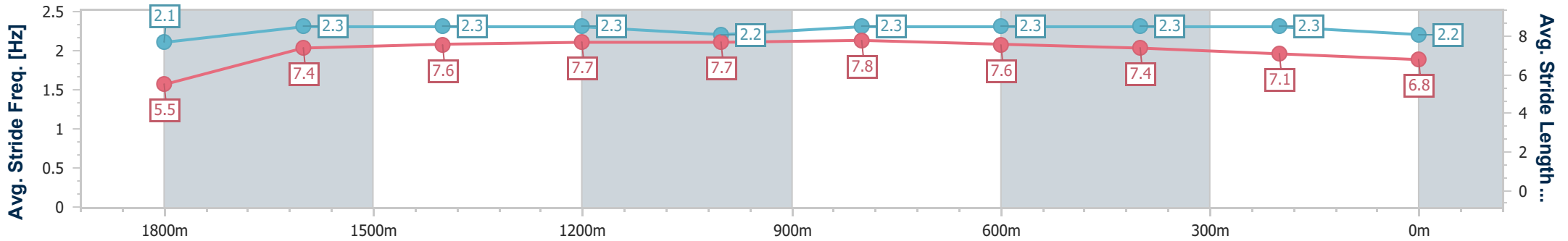
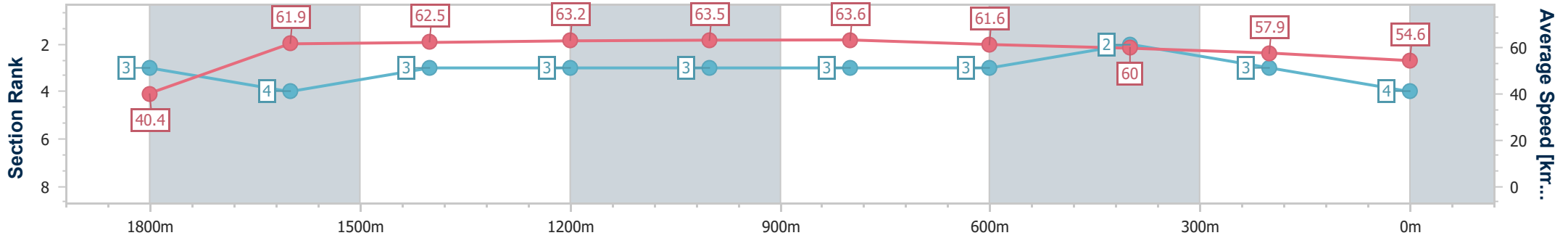
Ladbroke's Cannon Park QLD Professional
 Race 2: AVMIN AIR CHARTER SPECIALIST BENCHMARK 60
 Handicap - 1900m

14 September 2024 - 14:01

Track Rating: Soft 5, Weather: Overcast, Rail Position: True



Section	Overall	1800m	1600m	1400m	1200m	1000m	800m	600m	400m	200m
Section Times	1:56.13 [4] (0:08.94)	1:47.19 [3] (0:11.90)	1:35.29 [4] (0:11.61)	1:23.68 [3] (0:11.41)	1:12.27 [3] (0:11.38)	1:00.89 [3] (0:11.27)	0:49.62 [3] (0:11.70)	0:37.92 [3] (0:12.08)	0:25.84 [2] (0:12.65)	0:13.19 [3] (0:13.19)
Average Speed [km/h]	40.4	61.9	62.5	63.2	63.5	63.6	61.6	60.0	57.9	54.6
Top Speed [km/h]	61.4	63.5	63.8	64.1	64.7	65.2	62.5	61.8	58.9	56.5
Avg. Dist. to Rail [m]	5.4	3.0	3.5	0.8	1.1	0.9	1.3	1.7	6.3	8.4
Avg. Stride Freq. [Hz]	2.1	2.3	2.3	2.3	2.2	2.3	2.3	2.3	2.3	2.2
Avg. Stride Length [m]	5.5	7.4	7.6	7.7	7.7	7.8	7.6	7.4	7.1	6.8



- [] Ranking at each section and finish
- .-.- No data available at this section
- NA No data available



Horse/Jockey Name	Mishani Menace
Final Rank	5
Fastest Section Time (Section)	0:09.25 (Overall)
Top Speed [km/h] (Section)	65.7 (1400m)
Race State	Finished



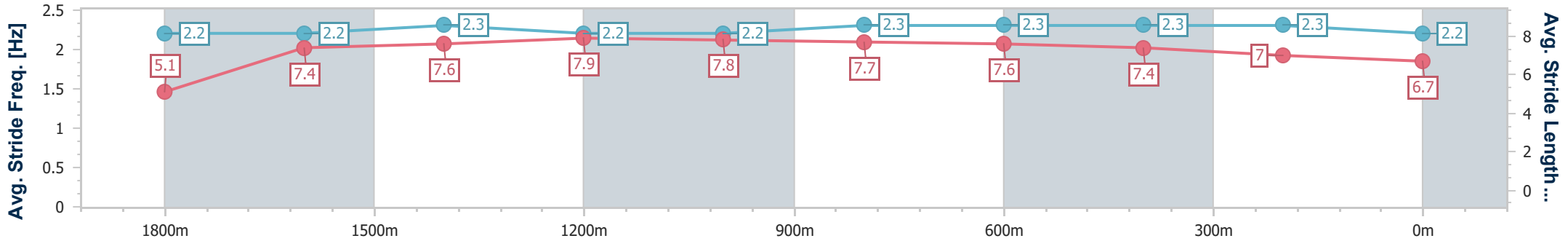
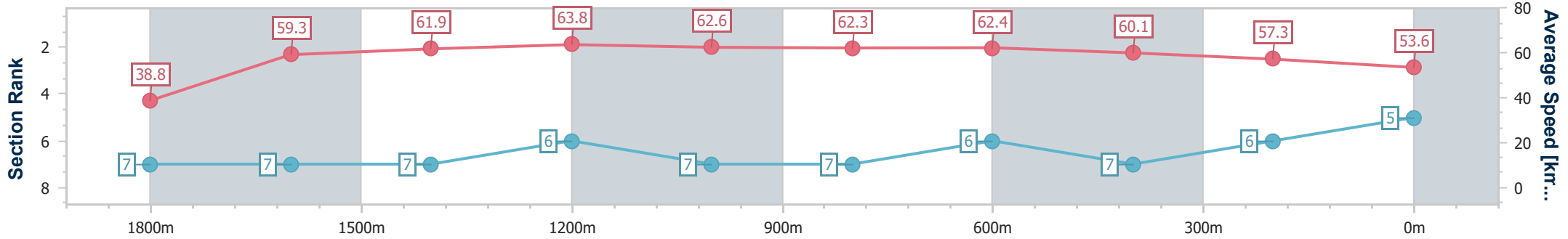
Ladbroke's Cannon Park QLD Professional
 Race 2: AVMIN AIR CHARTER SPECIALIST BENCHMARK 60
 Handicap - 1900m



14 September 2024 - 14:01

Track Rating: Soft 5, Weather: Overcast, Rail Position: True

Section	Overall	1800m	1600m	1400m	1200m	1000m	800m	600m	400m	200m
Section Times	1:56.98 [5] (0:09.25)	1:47.73 [7] (0:12.17)	1:35.56 [7] (0:11.64)	1:23.92 [7] (0:11.30)	1:12.62 [6] (0:11.44)	1:01.18 [7] (0:11.39)	0:49.79 [7] (0:11.51)	0:38.28 [6] (0:12.08)	0:26.20 [7] (0:12.73)	0:13.47 [6] (0:13.47)
Average Speed [km/h]	38.8	59.3	61.9	63.8	62.6	62.3	62.4	60.1	57.3	53.6
Top Speed [km/h]	59.8	61.3	63.3	65.7	63.4	63.9	63.5	62.1	59.3	55.8
Avg. Dist. to Rail [m]	6.9	1.0	0.4	0.9	1.0	1.9	1.0	1.3	4.9	6.7
Avg. Stride Freq. [Hz]	2.2	2.2	2.3	2.2	2.2	2.3	2.3	2.3	2.3	2.2
Avg. Stride Length [m]	5.1	7.4	7.6	7.9	7.8	7.7	7.6	7.4	7.0	6.7



- [] Ranking at each section and finish
- .-.- No data available at this section
- NA No data available



Horse/Jockey Name	Vivacious Award
Final Rank	6
Fastest Section Time (Section)	0:08.86 (Overall)
Top Speed [km/h] (Section)	64.4 (1400m)
Race State	Finished



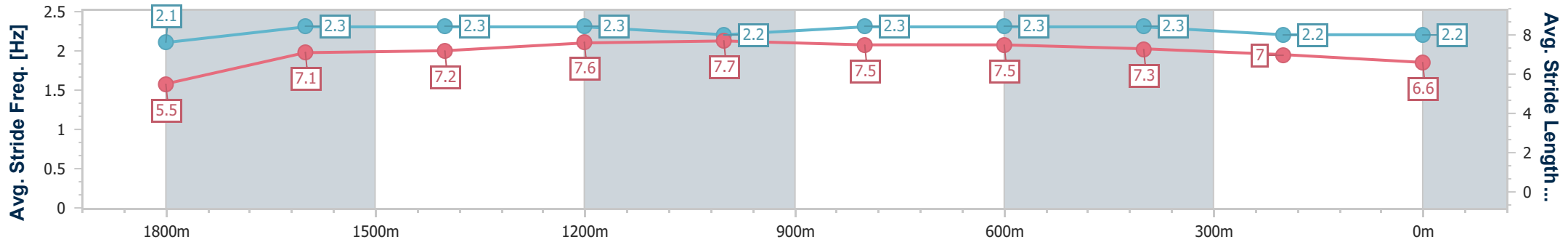
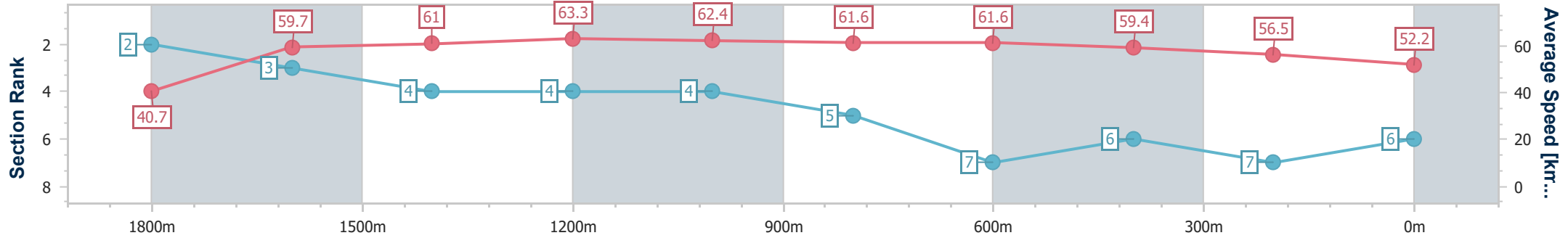
Ladbrokes Cannon Park QLD Professional
Race 2: AVMIN AIR CHARTER SPECIALIST BENCHMARK 60
Handicap - 1900m

14 September 2024 - 14:01

Track Rating: Soft 5, Weather: Overcast, Rail Position: True



Section	Overall	1800m	1600m	1400m	1200m	1000m	800m	600m	400m	200m
Section Times	1:57.26 [6] (0:08.86)	1:48.40 [2] (0:11.96)	1:36.44 [3] (0:11.82)	1:24.62 [4] (0:11.42)	1:13.20 [4] (0:11.43)	1:01.77 [4] (0:11.54)	0:50.23 [5] (0:11.67)	0:38.56 [7] (0:12.07)	0:26.49 [6] (0:12.76)	0:13.73 [7] (0:13.73)
Average Speed [km/h]	40.7	59.7	61.0	63.3	62.4	61.6	61.6	59.4	56.5	52.2
Top Speed [km/h]	59.7	60.5	62.5	64.4	63.6	62.4	62.3	61.6	57.6	56.8
Avg. Dist. to Rail [m]	1.8	1.4	0.4	1.8	1.9	1.9	0.5	0.8	1.7	3.1
Avg. Stride Freq. [Hz]	2.1	2.3	2.3	2.3	2.2	2.3	2.3	2.3	2.2	2.2
Avg. Stride Length [m]	5.5	7.1	7.2	7.6	7.7	7.5	7.5	7.3	7.0	6.6



- [] Ranking at each section and finish
- .-.- No data available at this section
- NA No data available



Horse/Jockey Name	Vancouver Bay
Final Rank	7
Fastest Section Time (Section)	0:08.94 (Overall)
Top Speed [km/h] (Section)	63.9 (1200m)
Race State	Finished



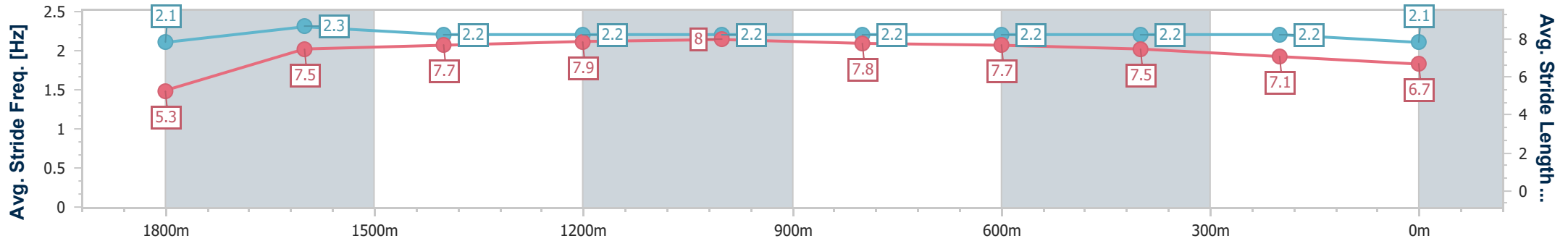
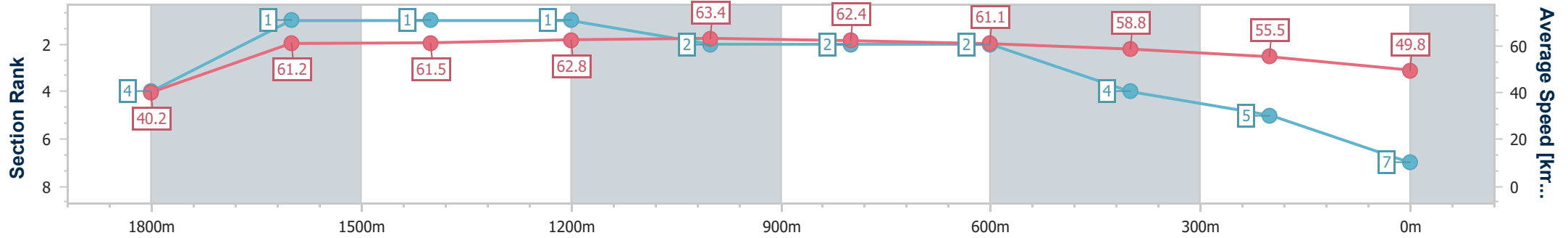
Ladbroke's Cannon Park QLD Professional
 Race 2: AVMIN AIR CHARTER SPECIALIST BENCHMARK 60
 Handicap - 1900m

14 September 2024 - 14:01

Track Rating: Soft 5, Weather: Overcast, Rail Position: True



Section	Overall	1800m	1600m	1400m	1200m	1000m	800m	600m	400m	200m
Section Times	1:57.83 [7] (0:08.94)	1:48.89 [4] (0:11.57)	1:37.32 [1] (0:11.64)	1:25.68 [1] (0:11.47)	1:14.21 [1] (0:11.33)	1:02.88 [2] (0:11.44)	0:51.44 [2] (0:11.80)	0:39.64 [2] (0:12.16)	0:27.48 [4] (0:12.97)	0:14.51 [5] (0:14.51)
Average Speed [km/h]	40.2	61.2	61.5	62.8	63.4	62.4	61.1	58.8	55.5	49.8
Top Speed [km/h]	59.4	62.2	62.3	63.6	63.9	63.6	61.6	60.8	57.0	52.8
Avg. Dist. to Rail [m]	2.0	1.8	2.0	0.9	0.4	0.9	0.6	1.3	1.5	2.1
Avg. Stride Freq. [Hz]	2.1	2.3	2.2	2.2	2.2	2.2	2.2	2.2	2.2	2.1
Avg. Stride Length [m]	5.3	7.5	7.7	7.9	8.0	7.8	7.7	7.5	7.1	6.7



- [] Ranking at each section and finish
- .-.- No data available at this section
- NA No data available



Horse/Jockey Name	Ma Ma's Rose
Final Rank	8
Fastest Section Time (Section)	0:09.46 (Overall)
Top Speed [km/h] (Section)	65.8 (1400m)
Race State	Finished



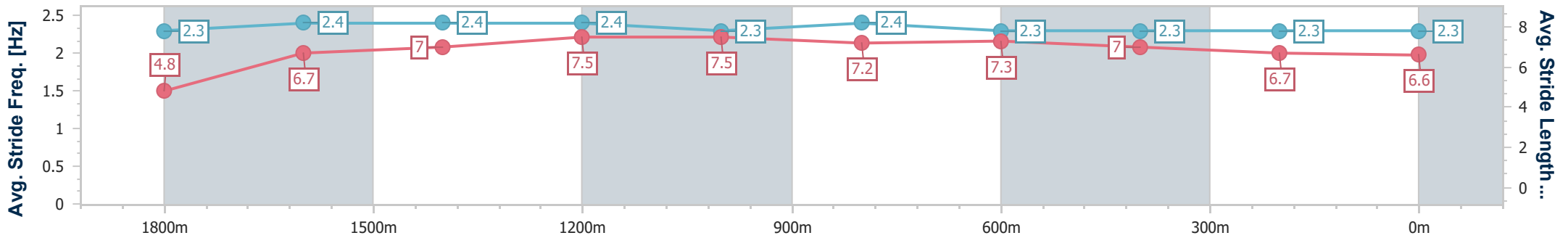
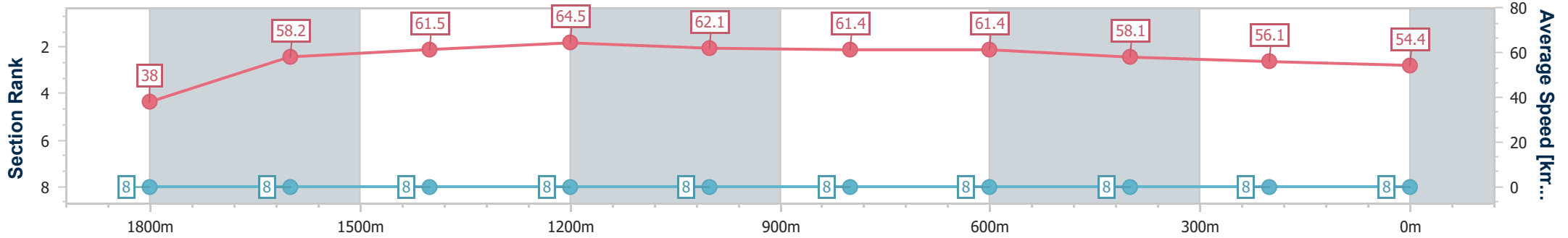
Ladbrokes Cannon Park QLD Professional
 Race 2: AVMIN AIR CHARTER SPECIALIST BENCHMARK 60
 Handicap - 1900m

14 September 2024 - 14:01

Track Rating: Soft 5, Weather: Overcast, Rail Position: True



Section	Overall	1800m	1600m	1400m	1200m	1000m	800m	600m	400m	200m
Section Times	1:58.02 [8] (0:09.46)	1:48.56 [8] (0:12.32)	1:36.24 [8] (0:11.74)	1:24.50 [8] (0:11.16)	1:13.34 [8] (0:11.41)	1:01.93 [8] (0:11.48)	0:50.45 [8] (0:11.73)	0:38.72 [8] (0:12.44)	0:26.28 [8] (0:12.99)	0:13.29 [8] (0:13.29)
Average Speed [km/h]	38.0	58.2	61.5	64.5	62.1	61.4	61.4	58.1	56.1	54.4
Top Speed [km/h]	55.0	60.3	63.2	65.8	62.8	63.0	62.2	60.2	57.2	56.0
Avg. Dist. to Rail [m]	8.0	1.3	0.7	2.8	3.6	2.6	1.0	2.0	4.3	5.2
Avg. Stride Freq. [Hz]	2.3	2.4	2.4	2.4	2.3	2.4	2.3	2.3	2.3	2.3
Avg. Stride Length [m]	4.8	6.7	7.0	7.5	7.5	7.2	7.3	7.0	6.7	6.6



- [] Ranking at each section and finish
- .-.- No data available at this section
- NA No data available



Ladbrokes Cannon Park QLD Professional

Race 3: NORWELD Maiden Plate - 1500m

14 September 2024 - 14:41



Track Rating: Soft 5, Weather: Overcast, Rail Position: True

Section		Overall	1400m	1200m	1000m	800m	600m	400m	Last 600m					
Field Times		1:29.20 (0:08.07)	1:21.13 (0:10.42)	1:10.71 (0:10.29)	1:00.42 (0:11.56)	0:48.86 (0:12.16)	0:36.70 (0:11.80)	0:24.90 (0:12.12)	0:36.70					
Rank	TAB	Horse/Jockey	Barrier	Top Speed [km/h]	Fastest Section								Distance Travelled [m]	
1	6	TYCOON LAD Justin Huxtable	13	69.8	0:08.07	1:29.20 [1] (0:08.07)	1:21.13 [1] (0:10.42)	1:10.71 [1] (0:10.42)	1:00.29 [2] (0:11.53)	0:48.76 [2] (0:12.10)	0:36.66 [2] (0:11.82)	0:24.84 [2] (0:12.20)	0:36.66	
2	12	SHIHO Isabella Teh	5	69.8	0:08.10	1:29.35 [2] (0:08.10)	1:21.25 [2] (0:10.41)	1:10.84 [3] (0:10.27)	1:00.57 [1] (0:11.56)	0:49.01 [1] (0:12.16)	0:36.85 [1] (0:11.80)	0:25.05 [1] (0:12.12)	0:36.85	-3
3	2	KEEP ON RUNNING Adrian Layt	7	68.7	0:08.26	1:29.38 [3] (0:08.26)	1:21.12 [5] (0:10.59)	1:10.53 [5] (0:11.03)	0:59.50 [8] (0:11.35)	0:48.15 [8] (0:11.87)	0:36.28 [8] (0:11.77)	0:24.51 [5] (0:12.09)	0:36.28	+5
4	3	OXFORDSHIRE Lacey Morrison	1	69.1	0:08.39	1:29.70 [4] (0:08.39)	1:21.31 [7] (0:10.55)	1:10.76 [7] (0:10.55)	1:00.21 [5] (0:11.22)	0:48.99 [3] (0:12.17)	0:36.82 [5] (0:11.93)	0:24.89 [4] (0:12.25)	0:36.82	-6
5	7	TYMON Chris Whiteley	4	68.4	0:08.62	1:29.91 [5] (0:08.62)	1:21.29 [11] (0:10.73)	1:10.56 [10] (0:10.89)	0:59.67 [10] (0:11.24)	0:48.43 [10] (0:11.93)	0:36.50 [11] (0:12.01)	0:24.49 [10] (0:12.21)	0:36.50	-5
6	8	YA LOVE HER Georgina Cartwright	9	68.4	0:08.39	1:29.98 [6] (0:08.39)	1:21.59 [7] (0:10.74)	1:10.85 [8] (0:10.97)	0:59.88 [9] (0:11.25)	0:48.63 [9] (0:11.75)	0:36.88 [9] (0:12.15)	0:24.73 [9] (0:12.38)	0:36.88	+4
7	10	MISS FARSTAR Tyler Leslight	6	69.5	0:09.25	1:30.13 [7] (0:09.25)	1:20.88 [13] (0:10.44)	1:10.44 [12] (0:10.76)	0:59.68 [11] (0:11.31)	0:48.37 [12] (0:11.58)	0:36.79 [10] (0:12.15)	0:24.64 [11] (0:12.23)	0:36.79	+5
8	4	RUN FREDDIE RUN Sean Cormack	2	69.4	0:08.30	1:30.35 [8] (0:08.30)	1:22.05 [6] (0:10.57)	1:11.48 [6] (0:10.91)	1:00.57 [6] (0:11.30)	0:49.27 [7] (0:11.91)	0:37.36 [6] (0:12.01)	0:25.35 [7] (0:12.64)	0:37.36	-1
9	5	TWENTY THREE WALL Pietro Romeo	11	69.5	0:08.81	1:30.40 [9] (0:08.81)	1:21.59 [12] (0:10.98)	1:10.61 [13] (0:10.75)	0:59.86 [13] (0:11.22)	0:48.64 [11] (0:11.85)	0:36.79 [12] (0:12.06)	0:24.73 [12] (0:12.11)	0:36.79	-5
10	13	SPRING'S GIFT Frank Edwards	3	68.8	0:08.51	1:30.45 [10] (0:08.51)	1:21.94 [10] (0:10.71)	1:11.23 [9] (0:10.64)	1:00.59 [7] (0:11.17)	0:49.42 [6] (0:12.02)	0:37.40 [7] (0:11.95)	0:25.45 [7] (0:12.35)	0:37.40	-7

[] Ranking at each section and finish
 -:-:- No data available at this section
 NA No data available

SCN Saddle cloth number
 DNF Did not finish
 DNT Did not track



Ladbrokes Cannon Park QLD Professional

Race 3: NORWELD Maiden Plate - 1500m

14 September 2024 - 14:41



Track Rating: Soft 5, Weather: Overcast, Rail Position: True

Section		Overall	1400m	1200m	1000m	800m	600m	400m	Last 600m				
Field Times		1:29.20 (0:08.07)	1:21.13 (0:10.42)	1:10.71 (0:10.29)	1:00.42 (0:11.56)	0:48.86 (0:12.16)	0:36.70 (0:11.80)	0:24.90 (0:12.12)	0:36.70				
Rank	TAB Horse/Jockey	Barrier	Top Speed [km/h]	Fastest Section						Distance Travelled [m]			
11	9 BOGAN PRINCESS Nathan Thomas	12	68.8 1400m	0:08.14 Overall	1:30.77 [11] (0:08.14)	1:22.63 [3] (0:10.37)	1:12.26 [2] (0:10.74)	1:01.52 [3] (0:11.52)	0:50.00 [4] (0:12.07)	0:37.93 [4] (0:12.13)	0:25.80 [6] (0:12.44)	0:37.93	+0
12	11 POWER SHOW Chelsea Jokic	10	67.8 1200m	0:08.46 Overall	1:30.98 [12] (0:08.46)	1:22.52 [9] (0:11.11)	1:11.41 [11] (0:10.94)	1:00.47 [12] (0:11.28)	0:49.19 [13] (0:11.87)	0:37.32 [13] (0:12.02)	0:25.30 [13] (0:12.07)	0:37.32	-4
13	1 BLEDISLOE Ryan Wiggins	8	69.5 1400m	0:08.17 Overall	1:31.40 [13] (0:08.17)	1:23.23 [4] (0:10.52)	1:12.71 [4] (0:10.79)	1:01.92 [4] (0:11.41)	0:50.51 [5] (0:11.85)	0:38.66 [3] (0:12.06)	0:26.60 [3] (0:12.63)	0:38.66	+1



Ladbrokes Cannon Park QLD Professional

Race 3: NORWELD Maiden Plate - 1500m

14 September 2024 - 14:41



Track Rating: Soft 5, Weather: Overcast, Rail Position: True

Section				200m				Last 600m	
Field Times				0:12.78 (0:12.78)				0:36.70	
Rank	TAB	Horse/Jockey	Barrier	Top Speed [km/h]	Fastest Section	Margin			Distance Travelled [m]
1	6	TYCOON LAD Justin Huxtable	13	69.8 1200m	0:08.07 Overall	0:12.64 [2] (0:12.64)	1:29.20		0:36.66
2	12	SHIHO Isabella Teh	5	69.8 1400m	0:08.10 Overall	0:12.93 [1] (0:12.93)	0.86L		0:36.85 -3
3	2	KEEP ON RUNNING Adrian Layt	7	68.7 1400m	0:08.26 Overall	0:12.42 [3] (0:12.42)	1.03L		0:36.28 +5
4	3	OXFORDSHIRE Lacey Morrison	1	69.1 1400m	0:08.39 Overall	0:12.64 [4] (0:12.64)	2.94L		0:36.82 -6
5	7	TYMON Chris Whiteley	4	68.4 1400m	0:08.62 Overall	0:12.28 [8] (0:12.28)	4.17L		0:36.50 -5
6	8	YA LOVE HER Georgina Cartwright	9	68.4 1400m	0:08.39 Overall	0:12.35 [9] (0:12.35)	4.56L		0:36.88 +4
7	10	MISS FARSTAR Tyler Leslight	6	69.5 1400m	0:09.25 Overall	0:12.41 [11] (0:12.41)	5.45L		0:36.79 +5
8	4	RUN FREDDIE RUN Sean Cormack	2	69.4 1400m	0:08.30 Overall	0:12.71 [10] (0:12.71)	6.74L		0:37.36 -1
9	5	TWENTY THREE WALL Pietro Romeo	11	69.5 1400m	0:08.81 Overall	0:12.62 [13] (0:12.62)	7.03L		0:36.79 -5
10	13	SPRING'S GIFT Frank Edwards	3	68.8 1400m	0:08.51 Overall	0:13.10 [5] (0:13.10)	7.31L		0:37.40 -7

[] Ranking at each section and finish
 -:-:- No data available at this section
 NA No data available

SCN Saddle cloth number
 DNF Did not finish
 DNT Did not track



Ladbrokes Cannon Park QLD Professional

Race 3: NORWELD Maiden Plate - 1500m

14 September 2024 - 14:41



Track Rating: Soft 5, Weather: Overcast, Rail Position: True

Section				200m				Last 600m	
Field Times				0:12.78 (0:12.78)				0:36.70	
Rank	TAB	Horse/Jockey	Barrier	Top Speed [km/h]	Fastest Section	Margin			Distance Travelled [m]
11	9	BOGAN PRINCESS Nathan Thomas	12	68.8 1400m	0:08.14 Overall	0:13.36 [6] (0:13.36)	9.21L		0:37.93 +0
12	11	POWER SHOW Chelsea Jokic	10	67.8 1200m	0:08.46 Overall	0:13.23 [12] (0:13.23)	10.44L		0:37.32 -4
13	1	BLEDISLOE Ryan Wiggins	8	69.5 1400m	0:08.17 Overall	0:13.97 [7] (0:13.97)	12.92L		0:38.66 +1



Horse/Jockey Name	Tycoon Lad
Final Rank	1
Fastest Section Time (Section)	0:08.07 (Overall)
Top Speed [km/h] (Section)	69.8 (1200m)
Race State	Finished



Ladbrokes Cannon Park QLD Professional

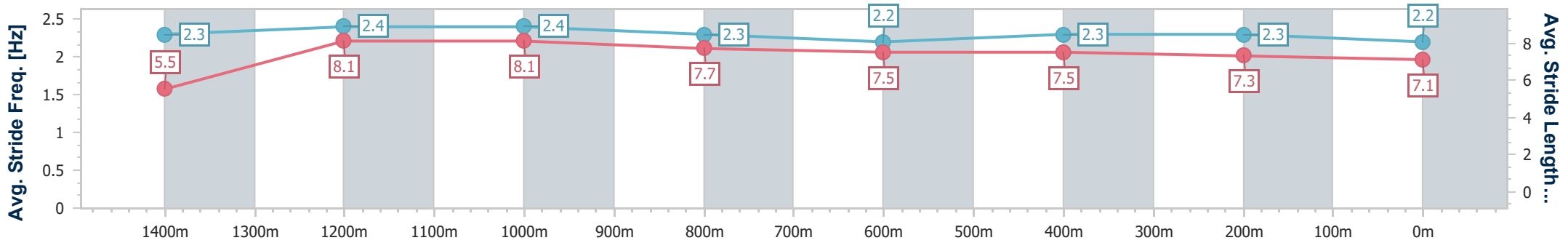
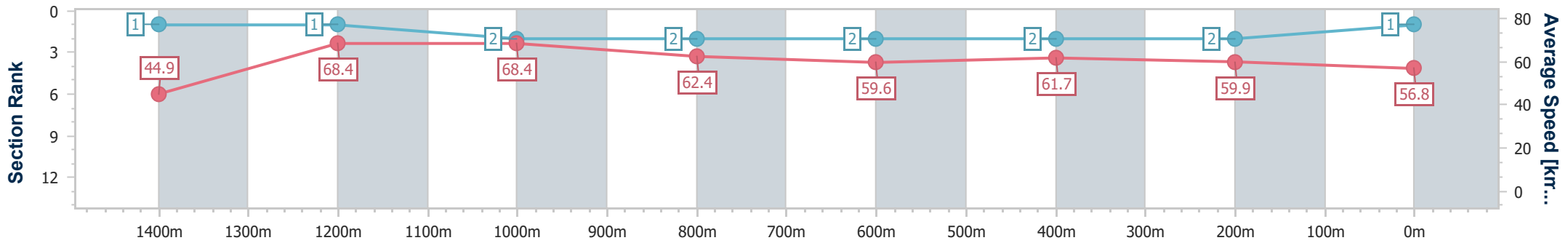
Race 3: NORWELD Maiden Plate - 1500m

14 September 2024 - 14:41

Track Rating: Soft 5, Weather: Overcast, Rail Position: True



Section	Overall	1400m	1200m	1000m	800m	600m	400m	200m
Section Times	1:29.20 [1] (0:08.07)	1:21.13 [1] (0:10.42)	1:10.71 [1] (0:10.42)	1:00.29 [2] (0:11.53)	0:48.76 [2] (0:12.10)	0:36.66 [2] (0:11.82)	0:24.84 [2] (0:12.20)	0:12.64 [2] (0:12.64)
Average Speed [km/h]	44.9	68.4	68.4	62.4	59.6	61.7	59.9	56.8
Top Speed [km/h]	64.3	69.5	69.8	65.8	61.1	62.4	61.3	58.7
Avg. Dist. to Rail [m]	10.3	3.0	0.6	0.8	1.3	2.3	5.2	7.1
Avg. Stride Freq. [Hz]	2.3	2.4	2.4	2.3	2.2	2.3	2.3	2.2
Avg. Stride Length [m]	5.5	8.1	8.1	7.7	7.5	7.5	7.3	7.1



- [] Ranking at each section and finish
- .-.- No data available at this section
- NA No data available



Horse/Jockey Name	Shiho
Final Rank	2
Fastest Section Time (Section)	0:08.10 (Overall)
Top Speed [km/h] (Section)	69.8 (1400m)
Race State	Finished



Ladbrokes Cannon Park QLD Professional

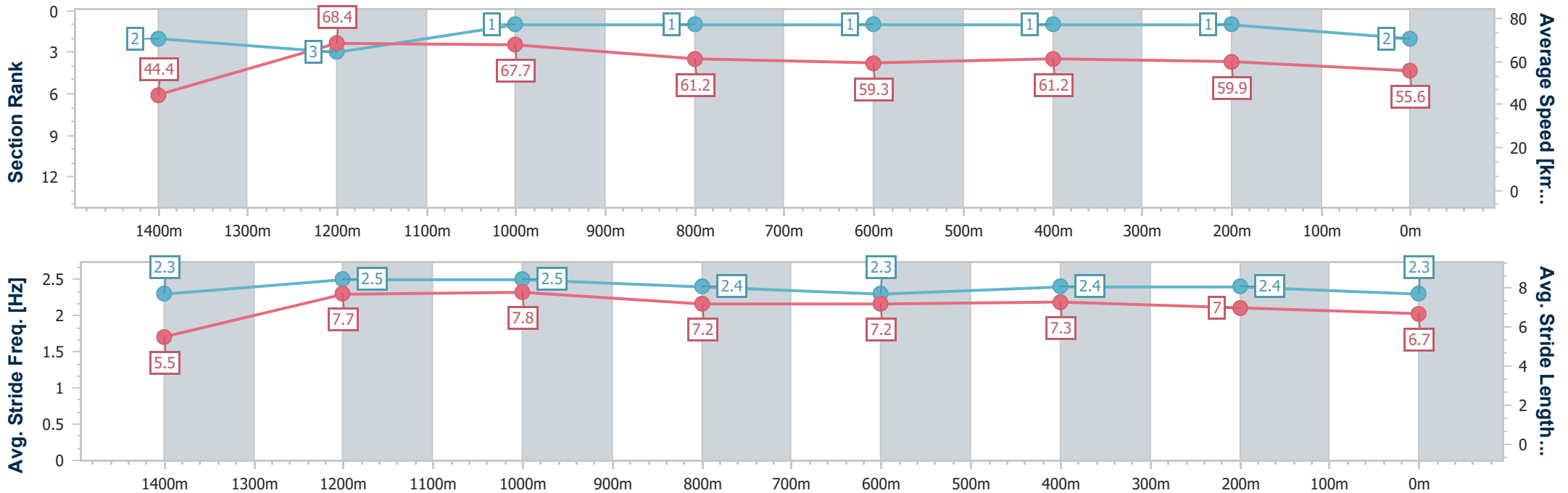
Race 3: NORWELD Maiden Plate - 1500m

14 September 2024 - 14:41

Track Rating: Soft 5, Weather: Overcast, Rail Position: True



Section	Overall	1400m	1200m	1000m	800m	600m	400m	200m
Section Times	1:29.35 [2] (0:08.10)	1:21.25 [2] (0:10.41)	1:10.84 [3] (0:10.27)	1:00.57 [1] (0:11.56)	0:49.01 [1] (0:12.16)	0:36.85 [1] (0:11.80)	0:25.05 [1] (0:12.12)	0:12.93 [1] (0:12.93)
Average Speed [km/h]	44.4	68.4	67.7	61.2	59.3	61.2	59.9	55.6
Top Speed [km/h]	64.1	69.8	69.1	65.6	60.6	62.0	62.1	58.3
Avg. Dist. to Rail [m]	1.2	2.8	4.3	2.4	0.8	1.3	3.8	3.0
Avg. Stride Freq. [Hz]	2.3	2.5	2.5	2.4	2.3	2.4	2.4	2.3
Avg. Stride Length [m]	5.5	7.7	7.8	7.2	7.2	7.3	7.0	6.7



- [] Ranking at each section and finish
- .-.- No data available at this section
- NA No data available



Horse/Jockey Name	Keep On Running
Final Rank	3
Fastest Section Time (Section)	0:08.26 (Overall)
Top Speed [km/h] (Section)	68.7 (1400m)
Race State	Finished



Ladbrokes Cannon Park QLD Professional

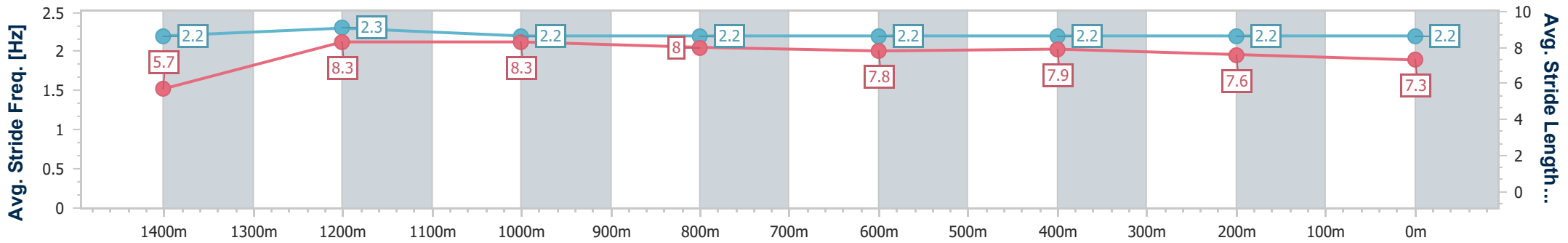
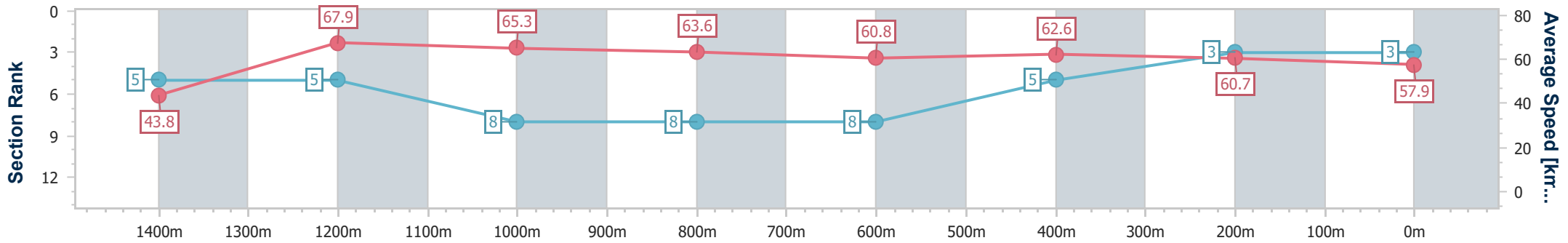
Race 3: NORWELD Maiden Plate - 1500m

14 September 2024 - 14:41

Track Rating: Soft 5, Weather: Overcast, Rail Position: True



Section	Overall	1400m	1200m	1000m	800m	600m	400m	200m
Section Times	1:29.38 [3] (0:08.26)	1:21.12 [5] (0:10.59)	1:10.53 [5] (0:11.03)	0:59.50 [8] (0:11.35)	0:48.15 [8] (0:11.87)	0:36.28 [8] (0:11.77)	0:24.51 [5] (0:12.09)	0:12.42 [3] (0:12.42)
Average Speed [km/h]	43.8	67.9	65.3	63.6	60.8	62.6	60.7	57.9
Top Speed [km/h]	64.9	68.7	68.2	65.0	62.9	63.6	62.5	61.3
Avg. Dist. to Rail [m]	4.9	0.9	0.6	1.1	2.8	4.0	6.4	5.8
Avg. Stride Freq. [Hz]	2.2	2.3	2.2	2.2	2.2	2.2	2.2	2.2
Avg. Stride Length [m]	5.7	8.3	8.3	8.0	7.8	7.9	7.6	7.3



- [] Ranking at each section and finish
- .-.- No data available at this section
- NA No data available



Horse/Jockey Name	Oxfordshire
Final Rank	4
Fastest Section Time (Section)	0:08.39 (Overall)
Top Speed [km/h] (Section)	69.1 (1400m)
Race State	Finished



Ladbrokes Cannon Park QLD Professional

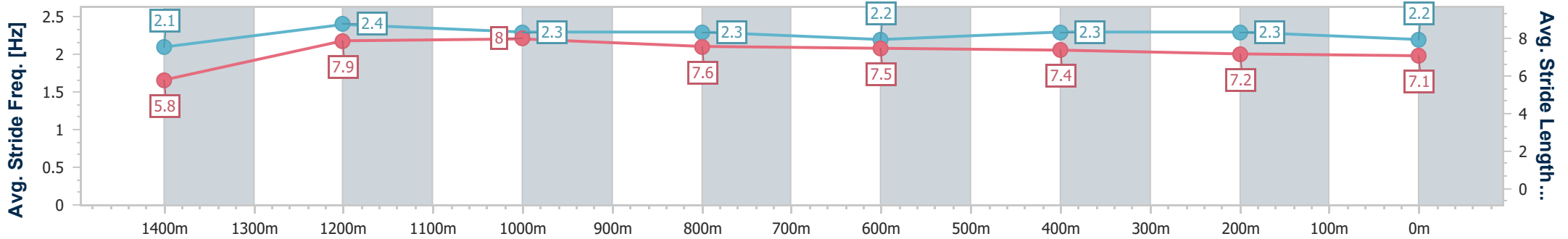
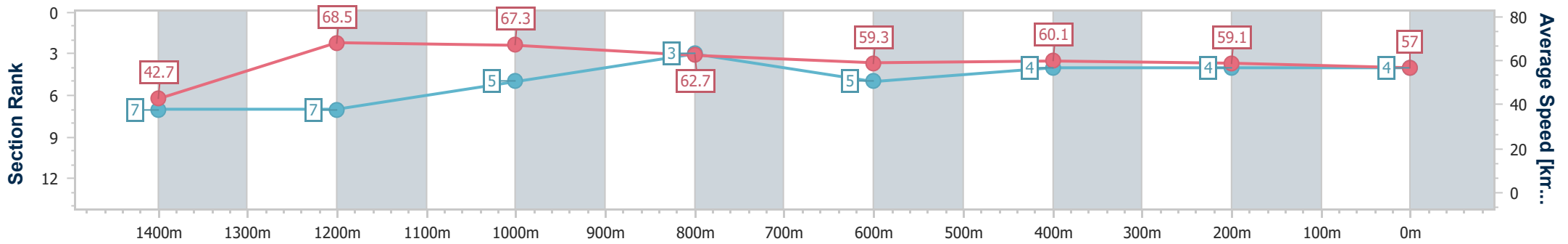
Race 3: NORWELD Maiden Plate - 1500m

14 September 2024 - 14:41

Track Rating: Soft 5, Weather: Overcast, Rail Position: True



Section	Overall	1400m	1200m	1000m	800m	600m	400m	200m
Section Times	1:29.70 [4] (0:08.39)	1:21.31 [7] (0:10.55)	1:10.76 [7] (0:10.55)	1:00.21 [5] (0:11.22)	0:48.99 [3] (0:12.17)	0:36.82 [5] (0:11.93)	0:24.89 [4] (0:12.25)	0:12.64 [4] (0:12.64)
Average Speed [km/h]	42.7	68.5	67.3	62.7	59.3	60.1	59.1	57.0
Top Speed [km/h]	64.6	69.1	68.8	66.0	60.5	60.9	60.2	58.0
Avg. Dist. to Rail [m]	1.5	3.5	4.0	2.6	0.3	0.5	1.7	2.3
Avg. Stride Freq. [Hz]	2.1	2.4	2.3	2.3	2.2	2.3	2.3	2.2
Avg. Stride Length [m]	5.8	7.9	8.0	7.6	7.5	7.4	7.2	7.1



- [] Ranking at each section and finish
- .-.- No data available at this section
- NA No data available



Horse/Jockey Name	Tymon
Final Rank	5
Fastest Section Time (Section)	0:08.62 (Overall)
Top Speed [km/h] (Section)	68.4 (1400m)
Race State	Finished



Ladbrokes Cannon Park QLD Professional

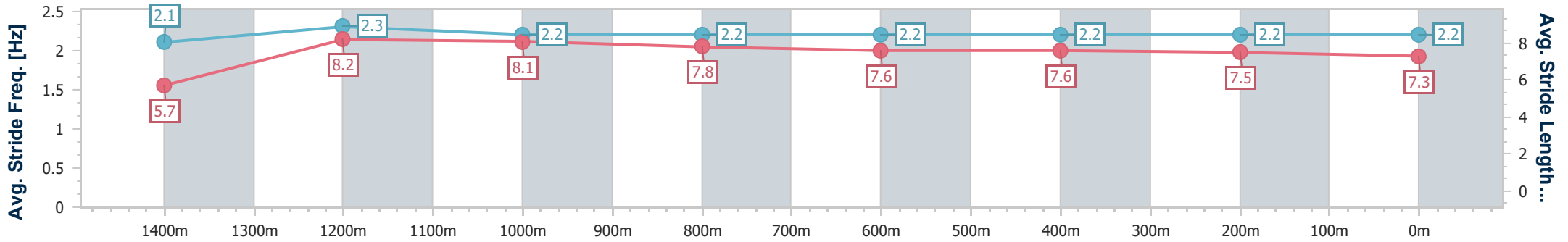
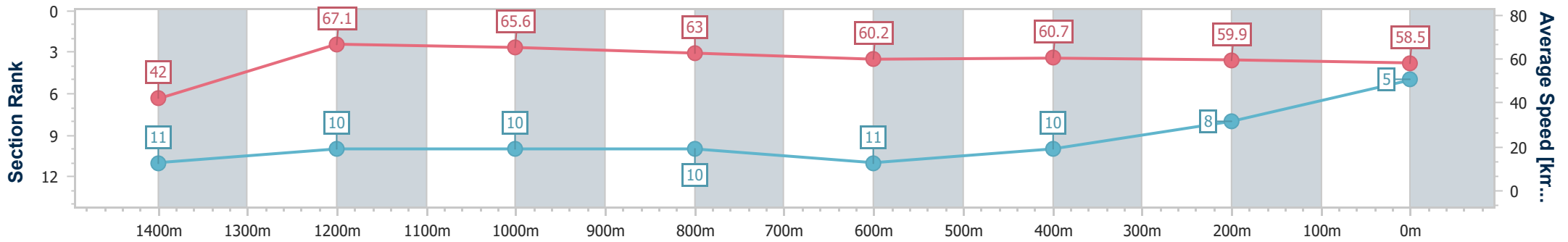
Race 3: NORWELD Maiden Plate - 1500m

14 September 2024 - 14:41

Track Rating: Soft 5, Weather: Overcast, Rail Position: True



Section	Overall	1400m	1200m	1000m	800m	600m	400m	200m
Section Times	1:29.91 [5] (0:08.62)	1:21.29 [11] (0:10.73)	1:10.56 [10] (0:10.89)	0:59.67 [10] (0:11.24)	0:48.43 [10] (0:11.93)	0:36.50 [11] (0:12.01)	0:24.49 [10] (0:12.21)	0:12.28 [8] (0:12.28)
Average Speed [km/h]	42.0	67.1	65.6	63.0	60.2	60.7	59.9	58.5
Top Speed [km/h]	63.3	68.4	68.3	64.6	62.0	61.5	60.7	59.4
Avg. Dist. to Rail [m]	3.2	1.1	1.6	2.2	0.4	2.0	5.1	6.2
Avg. Stride Freq. [Hz]	2.1	2.3	2.2	2.2	2.2	2.2	2.2	2.2
Avg. Stride Length [m]	5.7	8.2	8.1	7.8	7.6	7.6	7.5	7.3



- [] Ranking at each section and finish
- .-.-.- No data available at this section
- NA No data available



Horse/Jockey Name	Ya Love Her
Final Rank	6
Fastest Section Time (Section)	0:08.39 (Overall)
Top Speed [km/h] (Section)	68.4 (1400m)
Race State	Finished



Ladbrokes Cannon Park QLD Professional

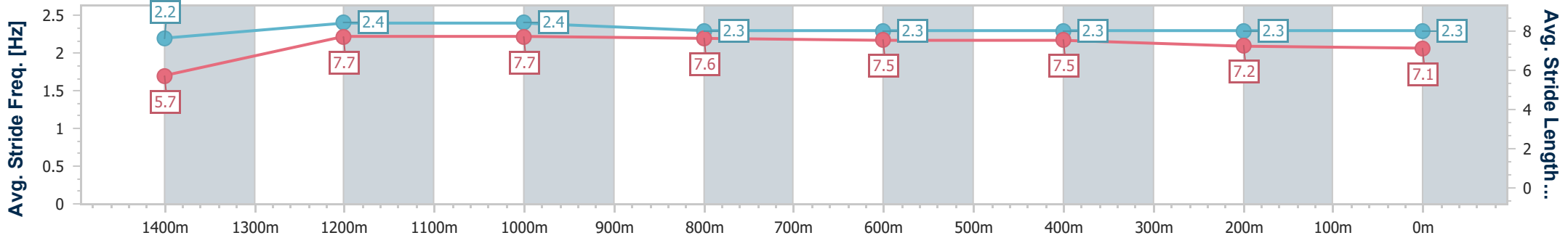
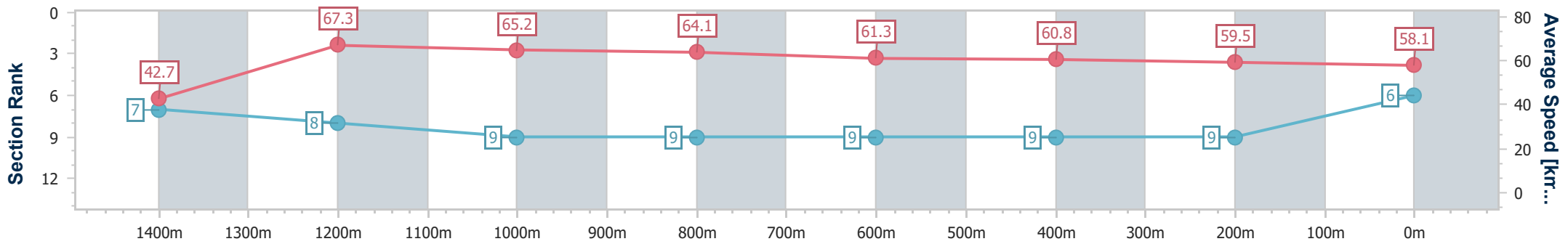
Race 3: NORWELD Maiden Plate - 1500m

14 September 2024 - 14:41

Track Rating: Soft 5, Weather: Overcast, Rail Position: True



Section	Overall	1400m	1200m	1000m	800m	600m	400m	200m
Section Times	1:29.98 [6] (0:08.39)	1:21.59 [7] (0:10.74)	1:10.85 [8] (0:10.97)	0:59.88 [9] (0:11.25)	0:48.63 [9] (0:11.75)	0:36.88 [9] (0:12.15)	0:24.73 [9] (0:12.38)	0:12.35 [9] (0:12.35)
Average Speed [km/h]	42.7	67.3	65.2	64.1	61.3	60.8	59.5	58.1
Top Speed [km/h]	61.2	68.4	67.7	65.7	63.3	63.3	60.9	60.4
Avg. Dist. to Rail [m]	5.7	1.3	0.5	1.7	2.8	4.2	8.4	8.7
Avg. Stride Freq. [Hz]	2.2	2.4	2.4	2.3	2.3	2.3	2.3	2.3
Avg. Stride Length [m]	5.7	7.7	7.7	7.6	7.5	7.5	7.2	7.1



- [] Ranking at each section and finish
- .-.- No data available at this section
- NA No data available



Horse/Jockey Name	Miss Farstar
Final Rank	7
Fastest Section Time (Section)	0:09.25 (Overall)
Top Speed [km/h] (Section)	69.5 (1400m)
Race State	Finished



Ladbrokes Cannon Park QLD Professional

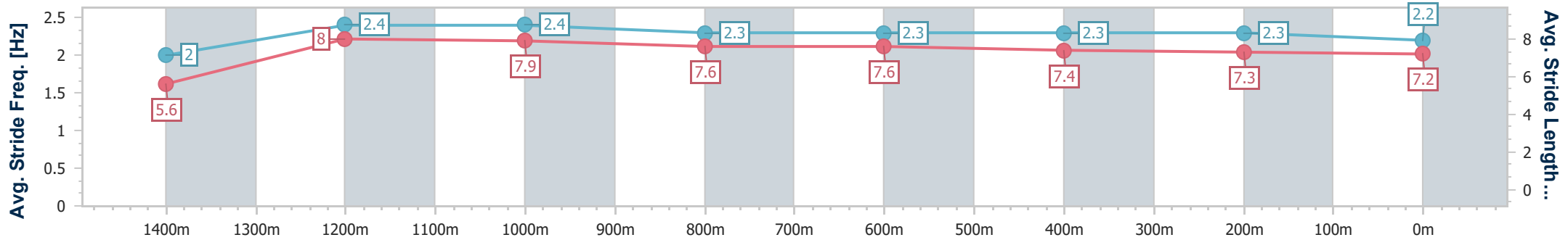
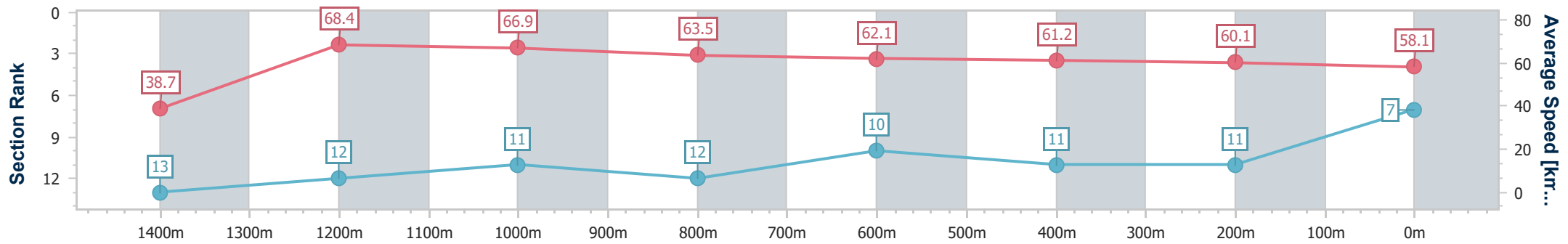
Race 3: NORWELD Maiden Plate - 1500m

14 September 2024 - 14:41

Track Rating: Soft 5, Weather: Overcast, Rail Position: True



Section	Overall	1400m	1200m	1000m	800m	600m	400m	200m
Section Times	1:30.13 [7] (0:09.25)	1:20.88 [13] (0:10.44)	1:10.44 [12] (0:10.76)	0:59.68 [11] (0:11.31)	0:48.37 [12] (0:11.58)	0:36.79 [10] (0:12.15)	0:24.64 [11] (0:12.23)	0:12.41 [11] (0:12.41)
Average Speed [km/h]	38.7	68.4	66.9	63.5	62.1	61.2	60.1	58.1
Top Speed [km/h]	63.7	69.5	68.8	65.2	64.2	62.7	60.8	60.5
Avg. Dist. to Rail [m]	2.4	0.9	0.6	1.3	4.2	5.1	8.4	9.7
Avg. Stride Freq. [Hz]	2.0	2.4	2.4	2.3	2.3	2.3	2.3	2.2
Avg. Stride Length [m]	5.6	8.0	7.9	7.6	7.6	7.4	7.3	7.2



- [] Ranking at each section and finish
- .-.- No data available at this section
- NA No data available



Horse/Jockey Name	Run Freddie Run
Final Rank	8
Fastest Section Time (Section)	0:08.30 (Overall)
Top Speed [km/h] (Section)	69.4 (1400m)
Race State	Finished



Ladbrokes Cannon Park QLD Professional

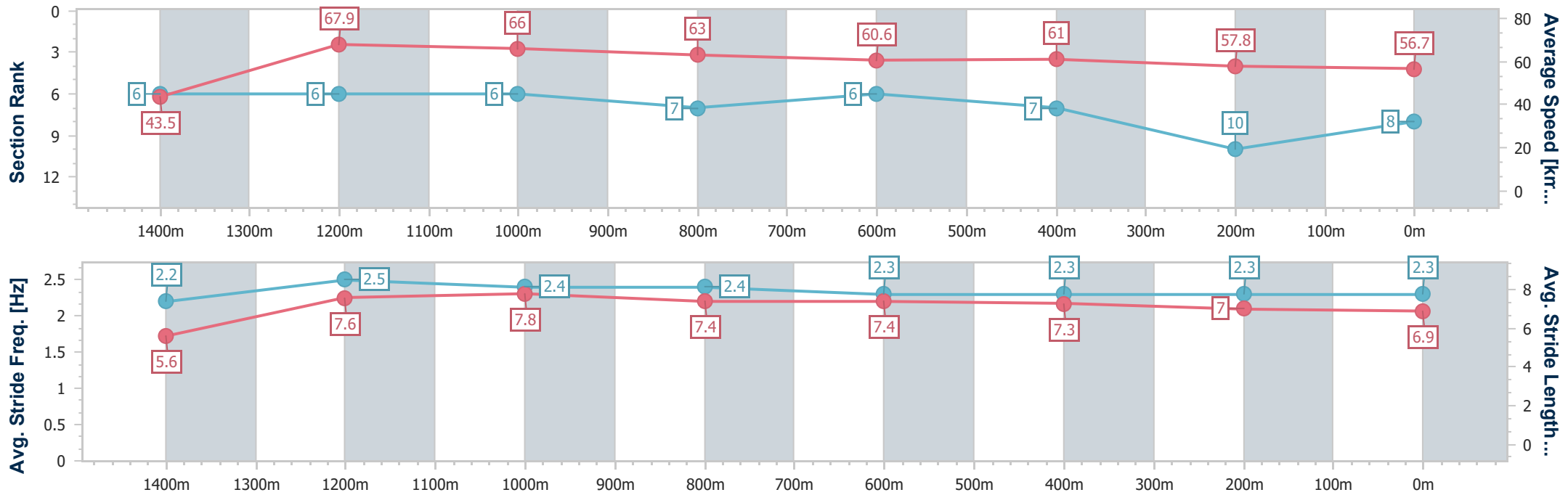
Race 3: NORWELD Maiden Plate - 1500m

14 September 2024 - 14:41

Track Rating: Soft 5, Weather: Overcast, Rail Position: True



Section	Overall	1400m	1200m	1000m	800m	600m	400m	200m
Section Times	1:30.35 [8] (0:08.30)	1:22.05 [6] (0:10.57)	1:11.48 [6] (0:10.91)	1:00.57 [6] (0:11.30)	0:49.27 [7] (0:11.91)	0:37.36 [6] (0:12.01)	0:25.35 [7] (0:12.64)	0:12.71 [10] (0:12.71)
Average Speed [km/h]	43.5	67.9	66.0	63.0	60.6	61.0	57.8	56.7
Top Speed [km/h]	63.3	69.4	67.7	64.8	62.4	62.2	60.5	59.1
Avg. Dist. to Rail [m]	0.5	1.2	0.4	1.3	1.9	3.1	6.4	8.3
Avg. Stride Freq. [Hz]	2.2	2.5	2.4	2.4	2.3	2.3	2.3	2.3
Avg. Stride Length [m]	5.6	7.6	7.8	7.4	7.4	7.3	7.0	6.9



- [] Ranking at each section and finish
- .-.-.- No data available at this section
- NA No data available



Horse/Jockey Name	Twenty Three Wall
Final Rank	9
Fastest Section Time (Section)	0:08.81 (Overall)
Top Speed [km/h] (Section)	69.5 (1400m)
Race State	Finished



Ladbrokes Cannon Park QLD Professional

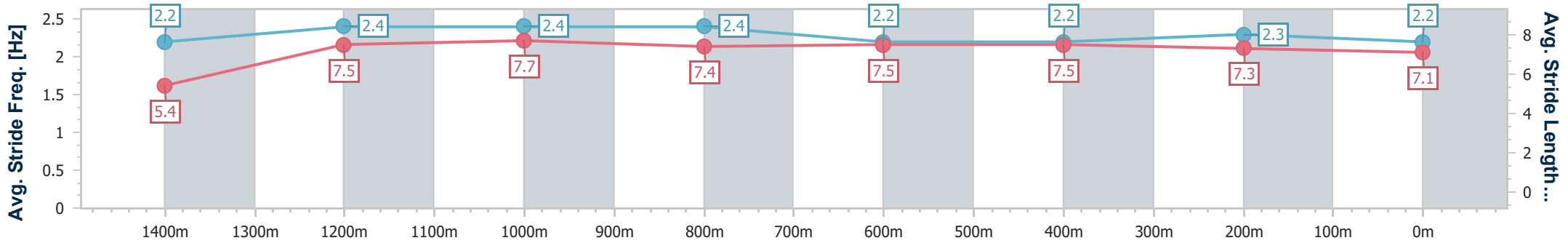
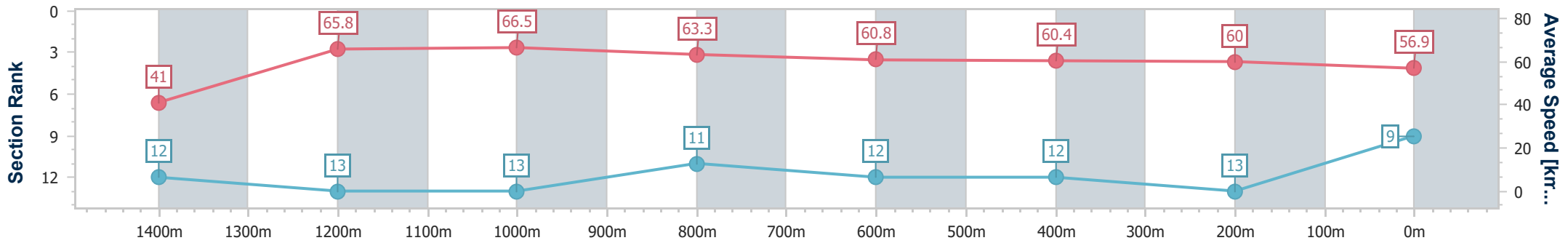
Race 3: NORWELD Maiden Plate - 1500m

14 September 2024 - 14:41

Track Rating: Soft 5, Weather: Overcast, Rail Position: True



Section	Overall	1400m	1200m	1000m	800m	600m	400m	200m
Section Times	1:30.40 [9] (0:08.81)	1:21.59 [12] (0:10.98)	1:10.61 [13] (0:10.75)	0:59.86 [13] (0:11.22)	0:48.64 [11] (0:11.85)	0:36.79 [12] (0:12.06)	0:24.73 [12] (0:12.11)	0:12.62 [13]
Average Speed [km/h]	41.0	65.8	66.5	63.3	60.8	60.4	60.0	56.9
Top Speed [km/h]	59.3	69.5	68.7	65.1	63.0	61.5	62.1	59.5
Avg. Dist. to Rail [m]	8.3	2.0	1.9	1.5	1.1	1.4	2.4	0.6
Avg. Stride Freq. [Hz]	2.2	2.4	2.4	2.4	2.2	2.2	2.3	2.2
Avg. Stride Length [m]	5.4	7.5	7.7	7.4	7.5	7.5	7.3	7.1



- [] Ranking at each section and finish
- .-.- No data available at this section
- NA No data available



Horse/Jockey Name	Spring's Gift
Final Rank	10
Fastest Section Time (Section)	0:08.51 (Overall)
Top Speed [km/h] (Section)	68.8 (1400m)
Race State	Finished



Ladbrokes Cannon Park QLD Professional

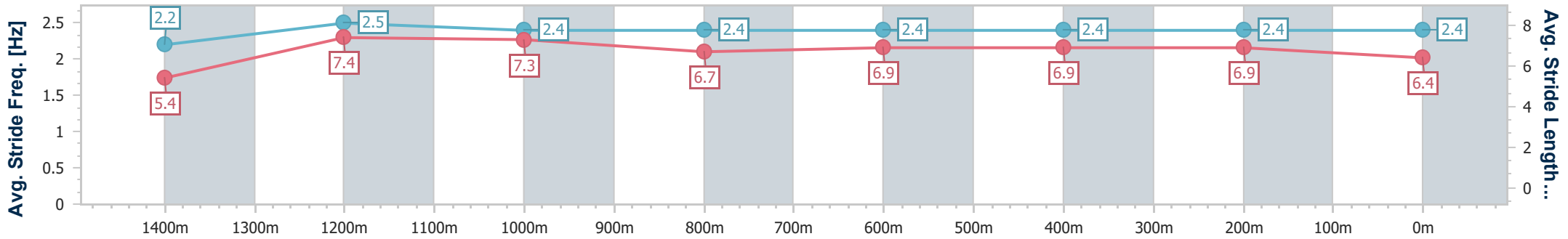
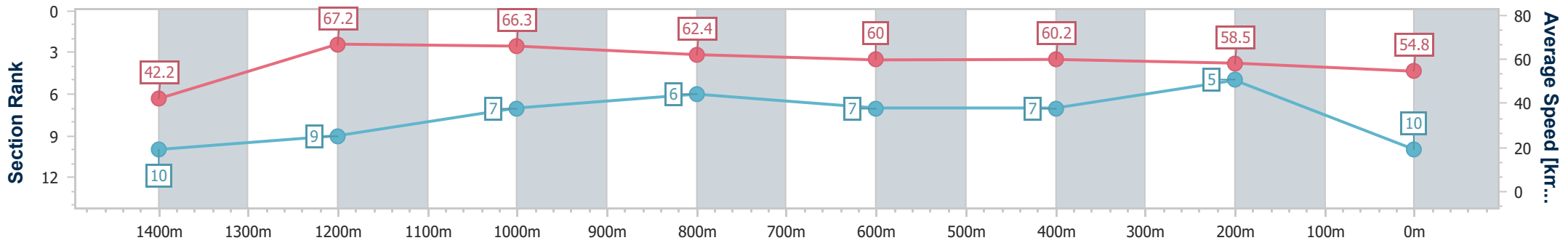
Race 3: NORWELD Maiden Plate - 1500m

14 September 2024 - 14:41

Track Rating: Soft 5, Weather: Overcast, Rail Position: True



Section	Overall	1400m	1200m	1000m	800m	600m	400m	200m
Section Times	1:30.45 [10] (0:08.51)	1:21.94 [10] (0:10.71)	1:11.23 [9] (0:10.64)	1:00.59 [7] (0:11.17)	0:49.42 [6] (0:12.02)	0:37.40 [7] (0:11.95)	0:25.45 [7] (0:12.35)	0:13.10 [5]
Average Speed [km/h]	42.2	67.2	66.3	62.4	60.0	60.2	58.5	54.8
Top Speed [km/h]	61.7	68.8	67.5	64.7	60.8	60.9	60.0	57.6
Avg. Dist. to Rail [m]	2.3	5.0	5.5	4.3	0.4	0.9	2.7	4.8
Avg. Stride Freq. [Hz]	2.2	2.5	2.4	2.4	2.4	2.4	2.4	2.4
Avg. Stride Length [m]	5.4	7.4	7.3	6.7	6.9	6.9	6.9	6.4



- [] Ranking at each section and finish
- .-.- No data available at this section
- NA No data available



Horse/Jockey Name	Bogan Princess
Final Rank	11
Fastest Section Time (Section)	0:08.14 (Overall)
Top Speed [km/h] (Section)	68.8 (1400m)
Race State	Finished



Ladbrokes Cannon Park QLD Professional

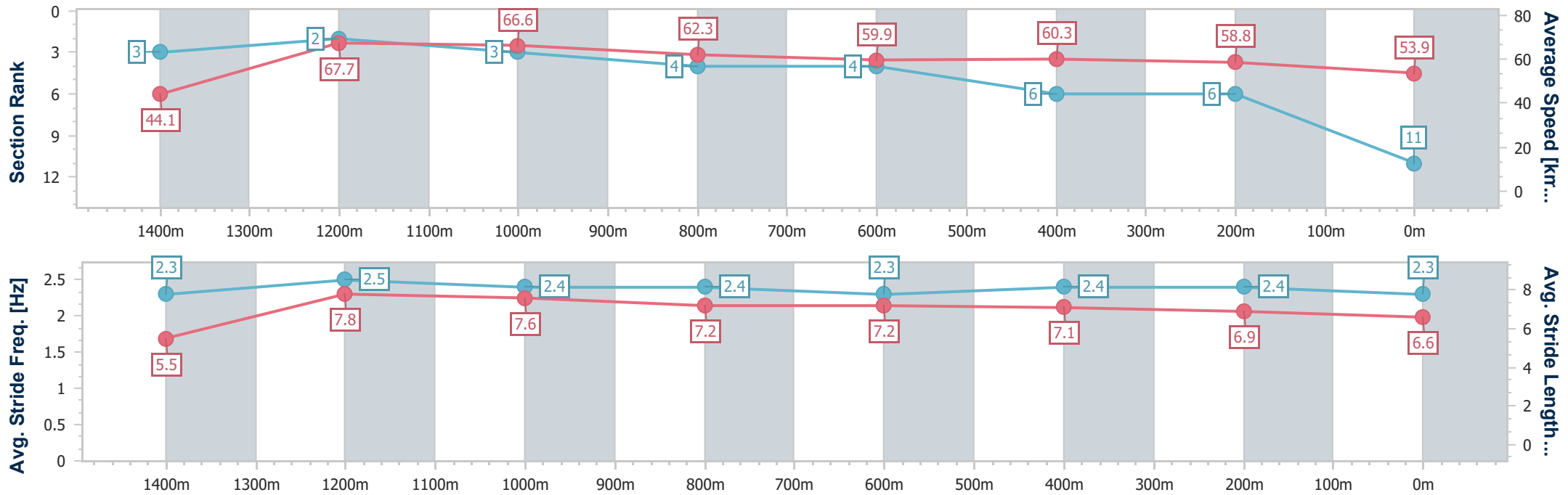
Race 3: NORWELD Maiden Plate - 1500m

14 September 2024 - 14:41

Track Rating: Soft 5, Weather: Overcast, Rail Position: True



Section	Overall	1400m	1200m	1000m	800m	600m	400m	200m
Section Times	1:30.77 [11] (0:08.14)	1:22.63 [3] (0:10.37)	1:12.26 [2] (0:10.74)	1:01.52 [3] (0:11.52)	0:50.00 [4] (0:12.07)	0:37.93 [4] (0:12.13)	0:25.80 [6] (0:12.44)	0:13.36 [6] (0:13.36)
Average Speed [km/h]	44.1	67.7	66.6	62.3	59.9	60.3	58.8	53.9
Top Speed [km/h]	65.1	68.8	68.3	65.8	61.3	61.4	60.2	56.5
Avg. Dist. to Rail [m]	6.6	1.5	1.4	1.0	2.0	2.7	5.2	4.7
Avg. Stride Freq. [Hz]	2.3	2.5	2.4	2.4	2.3	2.4	2.4	2.3
Avg. Stride Length [m]	5.5	7.8	7.6	7.2	7.2	7.1	6.9	6.6



- [] Ranking at each section and finish
- .-.- No data available at this section
- NA No data available



Horse/Jockey Name	Power Show
Final Rank	12
Fastest Section Time (Section)	0:08.46 (Overall)
Top Speed [km/h] (Section)	67.8 (1200m)
Race State	Finished



Ladbroke's Cannon Park QLD Professional

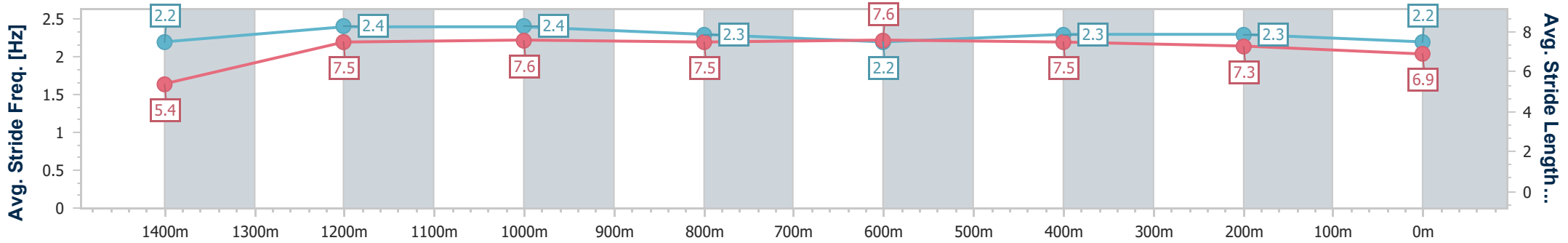
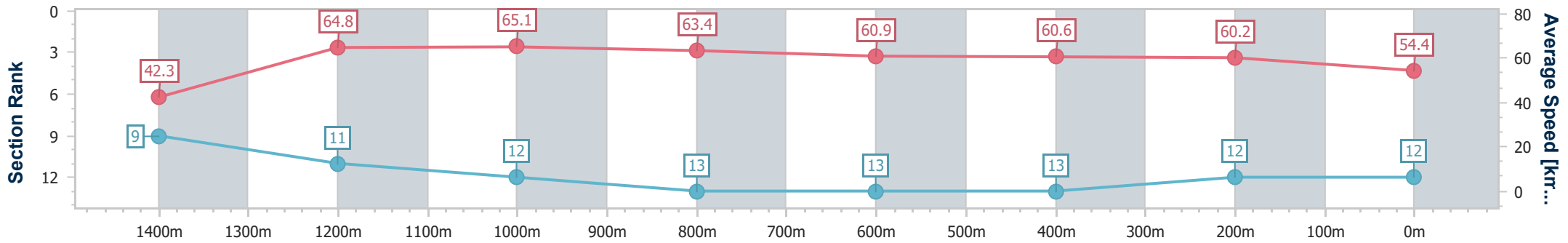
Race 3: NORWELD Maiden Plate - 1500m

14 September 2024 - 14:41

Track Rating: Soft 5, Weather: Overcast, Rail Position: True



Section	Overall	1400m	1200m	1000m	800m	600m	400m	200m
Section Times	1:30.98 [12] (0:08.46)	1:22.52 [9] (0:11.11)	1:11.41 [11] (0:10.94)	1:00.47 [12] (0:11.28)	0:49.19 [13] (0:11.87)	0:37.32 [13] (0:12.02)	0:25.30 [13] (0:12.07)	0:13.23 [12] (0:13.23)
Average Speed [km/h]	42.3	64.8	65.1	63.4	60.9	60.6	60.2	54.4
Top Speed [km/h]	60.5	67.5	67.8	66.3	62.2	62.0	62.3	59.8
Avg. Dist. to Rail [m]	4.0	2.3	3.1	2.2	2.6	2.4	3.6	4.9
Avg. Stride Freq. [Hz]	2.2	2.4	2.4	2.3	2.2	2.3	2.3	2.2
Avg. Stride Length [m]	5.4	7.5	7.6	7.5	7.6	7.5	7.3	6.9



- [] Ranking at each section and finish
- .-.- No data available at this section
- NA No data available



Horse/Jockey Name	Bledisloe
Final Rank	13
Fastest Section Time (Section)	0:08.17 (Overall)
Top Speed [km/h] (Section)	69.5 (1400m)
Race State	Finished



Ladbrokes Cannon Park QLD Professional

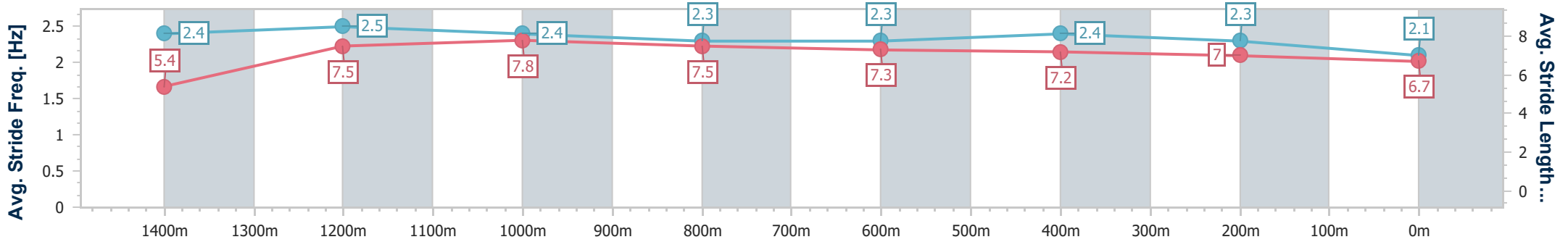
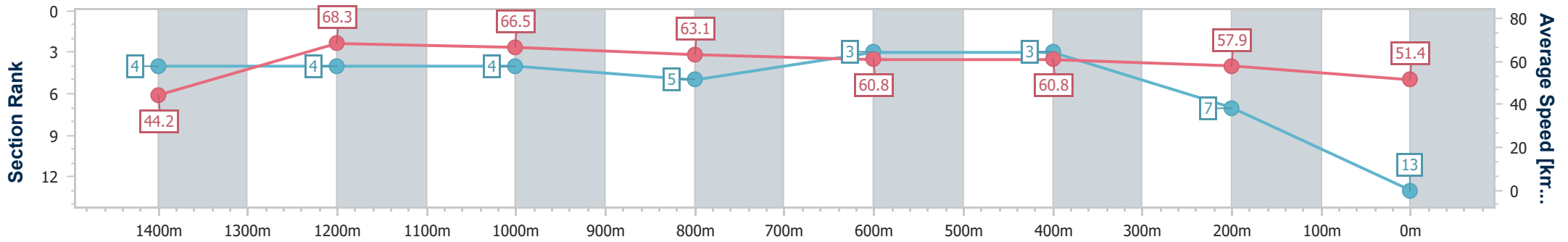
Race 3: NORWELD Maiden Plate - 1500m

14 September 2024 - 14:41

Track Rating: Soft 5, Weather: Overcast, Rail Position: True



Section	Overall	1400m	1200m	1000m	800m	600m	400m	200m
Section Times	1:31.40 [13] (0:08.17)	1:23.23 [4] (0:10.52)	1:12.71 [4] (0:10.79)	1:01.92 [4] (0:11.41)	0:50.51 [5] (0:11.85)	0:38.66 [3] (0:12.06)	0:26.60 [3] (0:12.63)	0:13.97 [7]
Average Speed [km/h]	44.2	68.3	66.5	63.1	60.8	60.8	57.9	51.4
Top Speed [km/h]	65.3	69.5	68.1	66.1	62.2	62.2	59.1	56.4
Avg. Dist. to Rail [m]	5.7	1.4	1.4	1.1	2.9	2.9	5.8	7.3
Avg. Stride Freq. [Hz]	2.4	2.5	2.4	2.3	2.3	2.4	2.3	2.1
Avg. Stride Length [m]	5.4	7.5	7.8	7.5	7.3	7.2	7.0	6.7



- [] Ranking at each section and finish
- .-.- No data available at this section
- NA No data available



Ladbrokes Cannon Park QLD Professional

Race 4: KENFROST HOMES Class 1 Handicap - 1500m

14 September 2024 - 15:17



Track Rating: Soft 5, Weather: Overcast, Rail Position: True

Section		Field Times												
Overall	1400m	1200m	1000m	800m	600m	400m	Last 600m							
1:28.96 (0:08.01)	1:20.95 (0:10.42)	1:10.53 (0:10.43)	1:00.10 (0:11.55)	0:48.55 (0:12.19)	0:36.36 (0:12.01)	0:24.35 (0:11.82)	0:36.36							
Rank	TAB	Horse/Jockey	Barrier	Top Speed [km/h]	Fastest Section	Overall	1400m	1200m	1000m	800m	600m	400m	Last 600m	Distance Travelled [m]
1	1	BOLD FEELING Nathan Day	9	70.2	0:08.25	1:28.96 [1] (0:08.25)	1:20.71 [3] (0:10.31)	1:10.40 [4] (0:10.73)	0:59.67 [4] (0:11.80)	0:47.87 [5] (0:12.14)	0:35.73 [6] (0:12.14)	0:23.59 [8] (0:11.58)	0:35.73	
2	7	MOEGREEN Sean Cormack	13	70.2	0:08.57	1:29.05 [2] (0:08.57)	1:20.48 [12] (0:10.56)	1:09.92 [12] (0:10.68)	0:59.24 [11] (0:11.62)	0:47.62 [11] (0:11.75)	0:35.87 [5] (0:11.94)	0:23.93 [5] (0:11.84)	0:35.87	+0
3	3	SET THE SAILS Chelsea Jokic	7	70.6	0:08.36	1:29.19 [3] (0:08.36)	1:20.83 [8] (0:10.17)	1:10.66 [3] (0:10.33)	1:00.33 [1] (0:11.55)	0:48.78 [1] (0:12.19)	0:36.59 [1] (0:12.01)	0:24.58 [1] (0:11.82)	0:36.59	-13
4	4	VALENKI Lacey Morrison	11	70.9	0:08.35	1:29.30 [4] (0:08.35)	1:20.95 [7] (0:10.08)	1:10.87 [1] (0:10.50)	1:00.37 [2] (0:11.74)	0:48.63 [2] (0:12.19)	0:36.44 [2] (0:11.98)	0:24.46 [2] (0:11.96)	0:36.44	-9
5	12	KIPSAMO Justin Huxtable	1	69.8	0:08.46	1:29.35 [5] (0:08.46)	1:20.89 [9] (0:10.44)	1:10.45 [8] (0:10.54)	0:59.91 [6] (0:11.77)	0:48.14 [7] (0:12.21)	0:35.93 [10] (0:11.87)	0:24.06 [6] (0:11.65)	0:35.93	-10
6	10	PELSAERT Nathan Thomas	3	69.8	0:08.23	1:29.43 [6] (0:08.23)	1:21.20 [2] (0:10.25)	1:10.95 [2] (0:10.62)	1:00.33 [3] (0:11.89)	0:48.44 [4] (0:12.05)	0:36.39 [4] (0:11.96)	0:24.43 [4] (0:11.79)	0:36.39	-4
7	5	GOING NUCLEAR Chris Whiteley	10	68.8	0:08.01	1:29.61 [7] (0:08.01)	1:21.60 [1] (0:10.72)	1:10.88 [5] (0:10.86)	1:00.02 [8] (0:11.69)	0:48.33 [8] (0:12.10)	0:36.23 [8] (0:12.04)	0:24.19 [9] (0:11.55)	0:36.23	+2
8	13	DIVINE HUNTER Jason Taylor	6	69.5	0:08.47	1:29.70 [8] (0:08.47)	1:21.23 [10] (0:10.53)	1:10.70 [9] (0:10.62)	1:00.08 [9] (0:11.80)	0:48.28 [10] (0:12.17)	0:36.11 [12] (0:11.98)	0:24.13 [12] (0:11.79)	0:36.11	-6
9	2	AMMAND Corey Bayliss	2	69.8	0:08.25	1:29.72 [9] (0:08.25)	1:21.47 [4] (0:10.54)	1:10.93 [7] (0:10.54)	1:00.39 [5] (0:11.58)	0:48.81 [3] (0:12.07)	0:36.74 [3] (0:11.95)	0:24.79 [3] (0:12.05)	0:36.74	-3
10	11	CALL ME HILTON Georgina Cartwright	4	69.5	0:08.26	1:30.16 [10] (0:08.26)	1:21.90 [5] (0:10.52)	1:11.38 [6] (0:10.73)	1:00.65 [7] (0:11.67)	0:48.98 [6] (0:12.21)	0:36.77 [9] (0:11.90)	0:24.87 [7] (0:12.04)	0:36.77	-5

Scratched: Bradshaw (#8)

[] Ranking at each section and finish
 -:-:- No data available at this section
 NA No data available

SCN Saddle cloth number
 DNF Did not finish
 DNT Did not track



Ladbrokes Cannon Park QLD Professional

Race 4: KENFROST HOMES Class 1 Handicap - 1500m

14 September 2024 - 15:17



Track Rating: Soft 5, Weather: Overcast, Rail Position: True

Section	Overall	1400m	1200m	1000m	800m	600m	400m	Last 600m
Field Times	1:28.96 (0:08.01)	1:20.95 (0:10.42)	1:10.53 (0:10.43)	1:00.10 (0:11.55)	0:48.55 (0:12.19)	0:36.36 (0:12.01)	0:24.35 (0:11.82)	0:36.36

Rank	TAB	Horse/Jockey	Barrier	Top Speed [km/h]	Fastest Section	Overall	1400m	1200m	1000m	800m	600m	400m	Last 600m	Distance Travelled [m]
11	9	LOOK AT ROSA Frank Edwards	14	67.2 1400m	0:08.49 Overall	1:30.41 [11] (0:08.49)	1:21.92 [11] (0:11.00)	1:10.92 [13] (0:10.91)	1:00.01 [13] (0:11.55)	0:48.46 [13] (0:11.84)	0:36.62 [13] (0:12.05)	0:24.57 [13] (0:12.39)	0:36.62	-4
12	14	SHADOW ECLIPSE Adrian Layt	8	69.8 1400m	0:08.79 Overall	1:30.48 [12] (0:08.79)	1:21.69 [13] (0:10.32)	1:11.37 [11] (0:10.62)	1:00.75 [10] (0:11.56)	0:49.19 [9] (0:12.05)	0:37.14 [7] (0:12.22)	0:24.92 [11] (0:12.33)	0:37.14	-2
13	6	KIDSTON Jake Pracey-Holmes	12	68.1 1400m	0:08.30 Overall	1:30.58 [13] (0:08.30)	1:22.28 [6] (0:10.73)	1:11.55 [10] (0:11.05)	1:00.50 [12] (0:11.66)	0:48.84 [12] (0:11.78)	0:37.06 [11] (0:11.95)	0:25.11 [10] (0:12.15)	0:37.06	+5

Scratched: Bradshaw (#8)

[] Ranking at each section and finish
 -:-:- No data available at this section
 NA No data available

SCN Saddle cloth number
 DNF Did not finish
 DNT Did not track



Ladbrokes Cannon Park QLD Professional

Race 4: KENFROST HOMES Class 1 Handicap - 1500m

14 September 2024 - 15:17



Track Rating: Soft 5, Weather: Overcast, Rail Position: True

Section				200m				Last 600m	
Field Times				0:12.53 (0:12.53)				0:36.36	
Rank	TAB	Horse/Jockey	Barrier	Top Speed [km/h]	Fastest Section	Margin			Distance Travelled [m]
1	1	BOLD FEELING Nathan Day	9	70.2 1400m	0:08.25 Overall	0:12.01 [5] (0:12.01)	1:28.96		0:35.73
2	7	MOEGREEN Sean Cormack	13	70.2 1400m	0:08.57 Overall	0:12.09 [6] (0:12.09)	0.53L		0:35.87 +0
3	3	SET THE SAILS Chelsea Jokic	7	70.6 1400m	0:08.36 Overall	0:12.76 [1] (0:12.76)	1.37L		0:36.59 -13
4	4	VALENKI Lacey Morrison	11	70.9 1400m	0:08.35 Overall	0:12.50 [3] (0:12.50)	2.02L		0:36.44 -9
5	12	KIPSAMO Justin Huxtable	1	69.8 1400m	0:08.46 Overall	0:12.41 [4] (0:12.41)	2.31L		0:35.93 -10
6	10	PELSAERT Nathan Thomas	3	69.8 1400m	0:08.23 Overall	0:12.64 [2] (0:12.64)	2.76L		0:36.39 -4
7	5	GOING NUCLEAR Chris Whiteley	10	68.8 1400m	0:08.01 Overall	0:12.64 [7] (0:12.64)	3.86L		0:36.23 +2
8	13	DIVINE HUNTER Jason Taylor	6	69.5 1400m	0:08.47 Overall	0:12.34 [10] (0:12.34)	4.39L		0:36.11 -6
9	2	AMMAND Corey Bayliss	2	69.8 1400m	0:08.25 Overall	0:12.74 [8] (0:12.74)	4.5L		0:36.74 -3
10	11	CALL ME HILTON Georgina Cartwright	4	69.5 1200m	0:08.26 Overall	0:12.83 [9] (0:12.83)	7.09L		0:36.77 -5

Scratched: Bradshaw (#8)

[] Ranking at each section and finish
 -:-:- No data available at this section
 NA No data available

SCN Saddle cloth number
 DNF Did not finish
 DNT Did not track



Ladbrokes Cannon Park QLD Professional
Race 4: KENFROST HOMES Class 1 Handicap - 1500m
14 September 2024 - 15:17



Track Rating: Soft 5, Weather: Overcast, Rail Position: True

Section							200m			Last 600m
Field Times							0:12.53			0:36.36
						(0:12.53)				
Rank	TAB	Horse/Jockey	Barrier	Top Speed [km/h]	Fastest Section	Margin			Distance Travelled [m]	
11	9	LOOK AT ROSA	14	67.2	0:08.49	0:12.18 [13]	8.53L		0:36.62	-4
		Frank Edwards		1400m	Overall	(0:12.18)				
12	14	SHADOW ECLIPSE	8	69.8	0:08.79	0:12.59 [12]	8.95L		0:37.14	-2
		Adrian Layt		1400m	Overall	(0:12.59)				
13	6	KIDSTON	12	68.1	0:08.30	0:12.96 [11]	9.57L		0:37.06	+5
		Jake Pracey-Holmes		1400m	Overall	(0:12.96)				

Scratched: Bradshaw (#8)



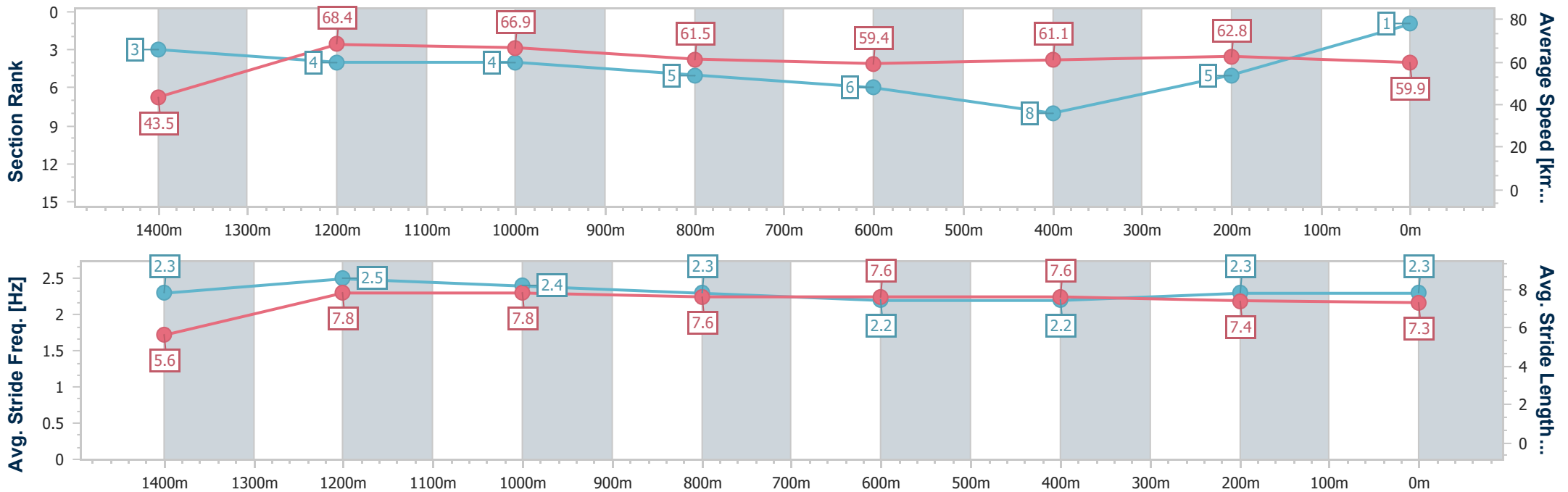
Horse/Jockey Name	Bold Feeling
Final Rank	1
Fastest Section Time (Section)	0:08.25 (Overall)
Top Speed [km/h] (Section)	70.2 (1400m)
Race State	Finished



Ladbrokes Cannon Park QLD Professional
 Race 4: KENFROST HOMES Class 1 Handicap - 1500m
 14 September 2024 - 15:17
 Track Rating: Soft 5, Weather: Overcast, Rail Position: True



Section	Overall	1400m	1200m	1000m	800m	600m	400m	200m
Section Times	1:28.96 [1] (0:08.25)	1:20.71 [3] (0:10.31)	1:10.40 [4] (0:10.73)	0:59.67 [4] (0:11.80)	0:47.87 [5] (0:12.14)	0:35.73 [6] (0:12.14)	0:23.59 [8] (0:11.58)	0:12.01 [5] (0:12.01)
Average Speed [km/h]	43.5	68.4	66.9	61.5	59.4	61.1	62.8	59.9
Top Speed [km/h]	63.9	70.2	70.0	64.4	60.0	62.9	64.3	61.9
Avg. Dist. to Rail [m]	3.8	1.7	0.7	1.7	3.6	4.7	5.4	6.1
Avg. Stride Freq. [Hz]	2.3	2.5	2.4	2.3	2.2	2.2	2.3	2.3
Avg. Stride Length [m]	5.6	7.8	7.8	7.6	7.6	7.6	7.4	7.3



- [] Ranking at each section and finish
- .-.-.- No data available at this section
- NA No data available



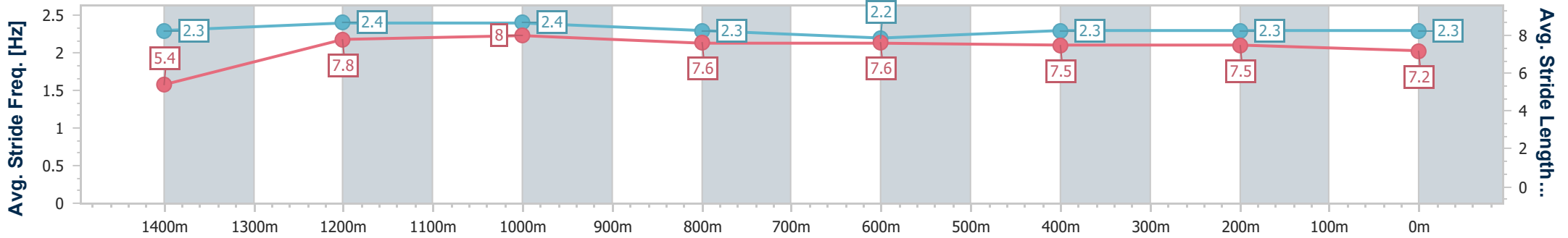
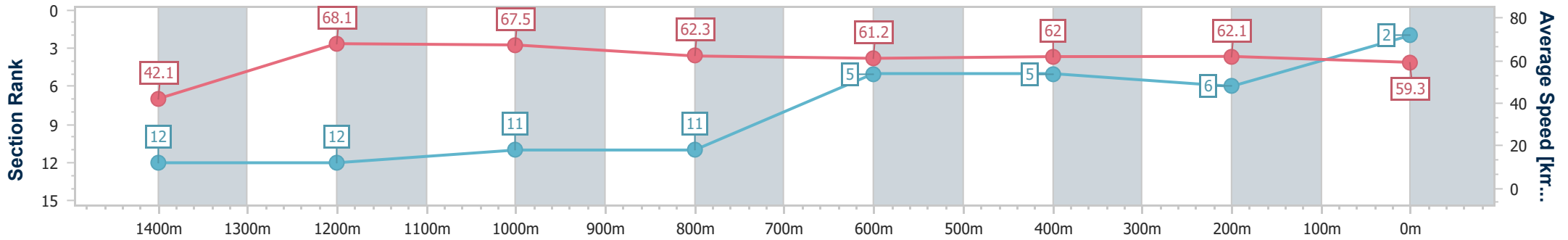
Horse/Jockey Name	Moegreen
Final Rank	2
Fastest Section Time (Section)	0:08.57 (Overall)
Top Speed [km/h] (Section)	70.2 (1400m)
Race State	Finished



Ladbrokes Cannon Park QLD Professional
 Race 4: KENFROST HOMES Class 1 Handicap - 1500m
 14 September 2024 - 15:17
 Track Rating: Soft 5, Weather: Overcast, Rail Position: True



Section	Overall	1400m	1200m	1000m	800m	600m	400m	200m
Section Times	1:29.05 [2] (0:08.57)	1:20.48 [12] (0:10.56)	1:09.92 [12] (0:10.68)	0:59.24 [11] (0:11.62)	0:47.62 [11] (0:11.75)	0:35.87 [5] (0:11.94)	0:23.93 [5] (0:11.84)	0:12.09 [6] (0:12.09)
Average Speed [km/h]	42.1	68.1	67.5	62.3	61.2	62.0	62.1	59.3
Top Speed [km/h]	62.9	70.2	68.8	66.6	63.0	63.6	63.3	61.2
Avg. Dist. to Rail [m]	6.0	1.4	1.0	1.7	4.2	4.4	8.3	9.9
Avg. Stride Freq. [Hz]	2.3	2.4	2.4	2.3	2.2	2.3	2.3	2.3
Avg. Stride Length [m]	5.4	7.8	8.0	7.6	7.6	7.5	7.5	7.2



- [] Ranking at each section and finish
- .-.- No data available at this section
- NA No data available



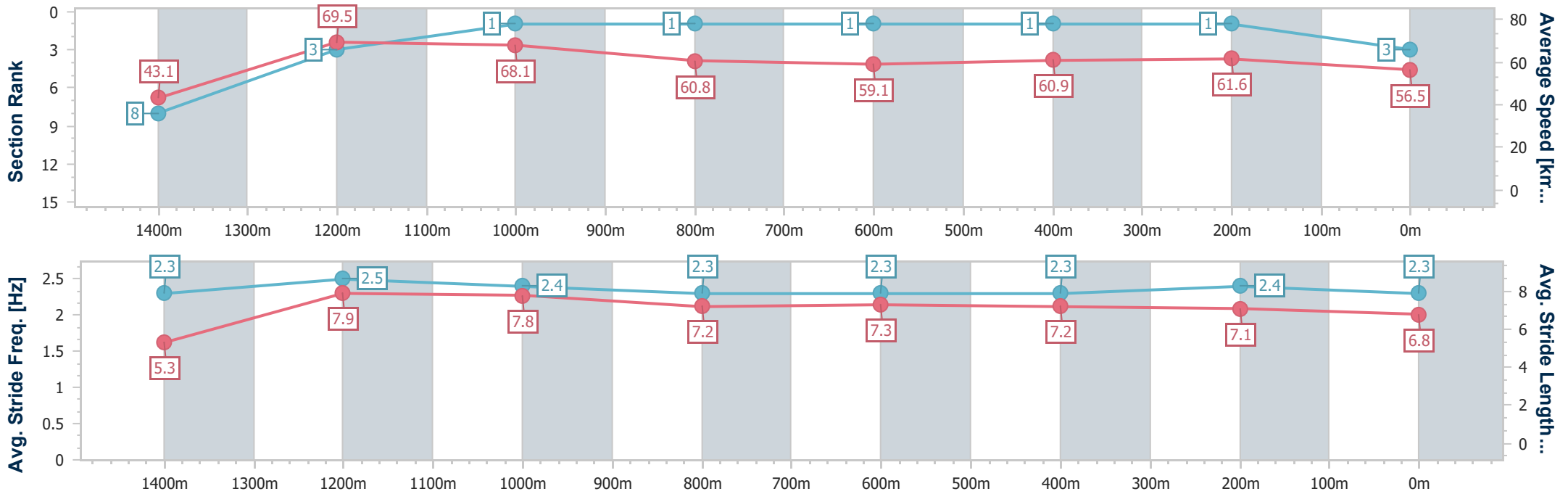
Horse/Jockey Name	Set The Sails
Final Rank	3
Fastest Section Time (Section)	0:08.36 (Overall)
Top Speed [km/h] (Section)	70.6 (1400m)
Race State	Finished



Ladbrokes Cannon Park QLD Professional
 Race 4: KENFROST HOMES Class 1 Handicap - 1500m
 14 September 2024 - 15:17
 Track Rating: Soft 5, Weather: Overcast, Rail Position: True



Section	Overall	1400m	1200m	1000m	800m	600m	400m	200m
Section Times	1:29.19 [3] (0:08.36)	1:20.83 [8] (0:10.17)	1:10.66 [3] (0:10.33)	1:00.33 [1] (0:11.55)	0:48.78 [1] (0:12.19)	0:36.59 [1] (0:12.01)	0:24.58 [1] (0:11.82)	0:12.76 [1] (0:12.76)
Average Speed [km/h]	43.1	69.5	68.1	60.8	59.1	60.9	61.6	56.5
Top Speed [km/h]	67.7	70.6	70.2	63.1	60.3	61.7	64.2	59.3
Avg. Dist. to Rail [m]	2.4	5.5	6.5	2.9	0.2	1.9	6.2	7.2
Avg. Stride Freq. [Hz]	2.3	2.5	2.4	2.3	2.3	2.3	2.4	2.3
Avg. Stride Length [m]	5.3	7.9	7.8	7.2	7.3	7.2	7.1	6.8



- [] Ranking at each section and finish
- .-.- No data available at this section
- NA No data available



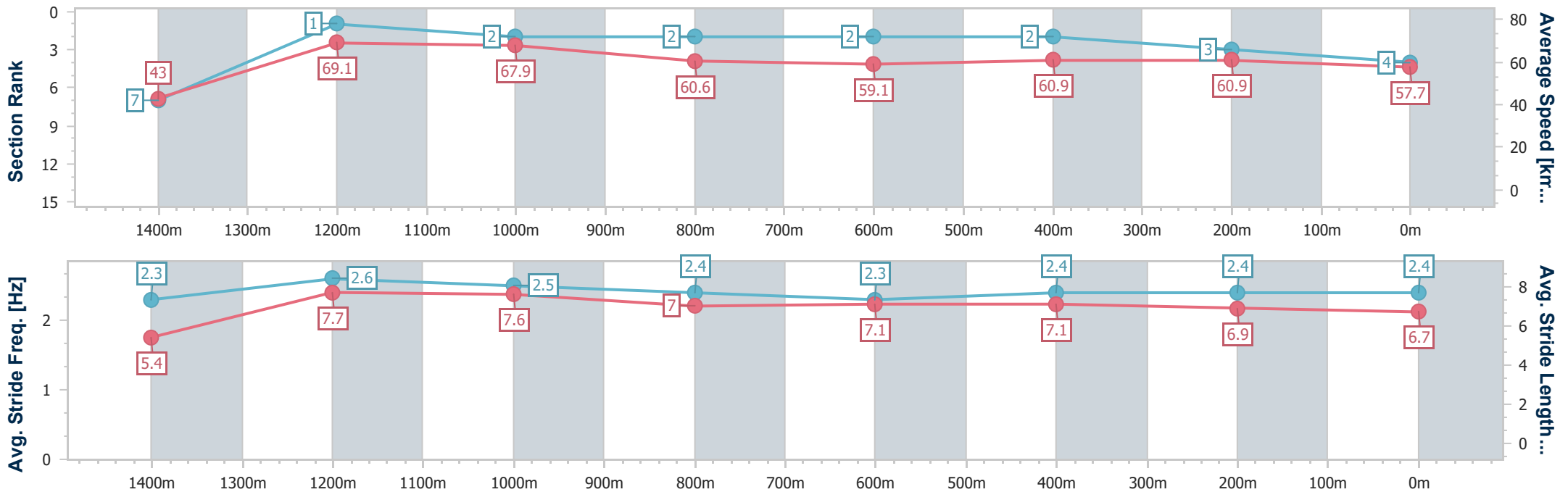
Horse/Jockey Name	Valenki
Final Rank	4
Fastest Section Time (Section)	0:08.35 (Overall)
Top Speed [km/h] (Section)	70.9 (1400m)
Race State	Finished



Ladbrokes Cannon Park QLD Professional
 Race 4: KENFROST HOMES Class 1 Handicap - 1500m
 14 September 2024 - 15:17
 Track Rating: Soft 5, Weather: Overcast, Rail Position: True



Section	Overall	1400m	1200m	1000m	800m	600m	400m	200m
Section Times	1:29.30 [4] (0:08.35)	1:20.95 [7] (0:10.08)	1:10.87 [1] (0:10.50)	1:00.37 [2] (0:11.74)	0:48.63 [2] (0:12.19)	0:36.44 [2] (0:11.98)	0:24.46 [2] (0:11.96)	0:12.50 [3] (0:12.50)
Average Speed [km/h]	43.0	69.1	67.9	60.6	59.1	60.9	60.9	57.7
Top Speed [km/h]	64.2	70.9	69.1	63.2	60.2	61.3	62.2	60.1
Avg. Dist. to Rail [m]	6.0	1.9	1.8	1.6	1.5	2.0	5.4	8.2
Avg. Stride Freq. [Hz]	2.3	2.6	2.5	2.4	2.3	2.4	2.4	2.4
Avg. Stride Length [m]	5.4	7.7	7.6	7.0	7.1	7.1	6.9	6.7



- [] Ranking at each section and finish
- .-.-.- No data available at this section
- NA No data available



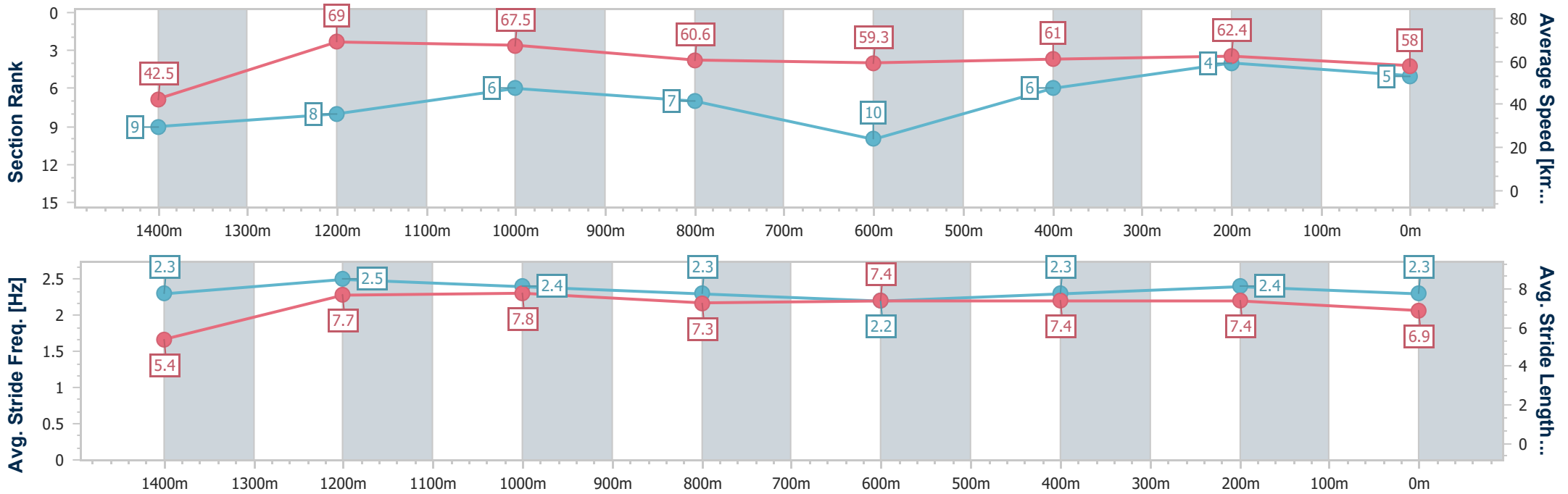
Horse/Jockey Name	Kipsamo
Final Rank	5
Fastest Section Time (Section)	0:08.46 (Overall)
Top Speed [km/h] (Section)	69.8 (1400m)
Race State	Finished



Ladbrokes Cannon Park QLD Professional
 Race 4: KENFROST HOMES Class 1 Handicap - 1500m
 14 September 2024 - 15:17
 Track Rating: Soft 5, Weather: Overcast, Rail Position: True



Section	Overall	1400m	1200m	1000m	800m	600m	400m	200m
Section Times	1:29.35 [5] (0:08.46)	1:20.89 [9] (0:10.44)	1:10.45 [8] (0:10.54)	0:59.91 [6] (0:11.77)	0:48.14 [7] (0:12.21)	0:35.93 [10] (0:11.87)	0:24.06 [6] (0:11.65)	0:12.41 [4] (0:12.41)
Average Speed [km/h]	42.5	69.0	67.5	60.6	59.3	61.0	62.4	58.0
Top Speed [km/h]	64.0	69.8	69.1	64.9	61.0	62.1	64.0	62.0
Avg. Dist. to Rail [m]	4.9	6.3	4.4	1.1	0.4	1.5	3.7	2.7
Avg. Stride Freq. [Hz]	2.3	2.5	2.4	2.3	2.2	2.3	2.4	2.3
Avg. Stride Length [m]	5.4	7.7	7.8	7.3	7.4	7.4	7.4	6.9



- [] Ranking at each section and finish
- .-.- No data available at this section
- NA No data available



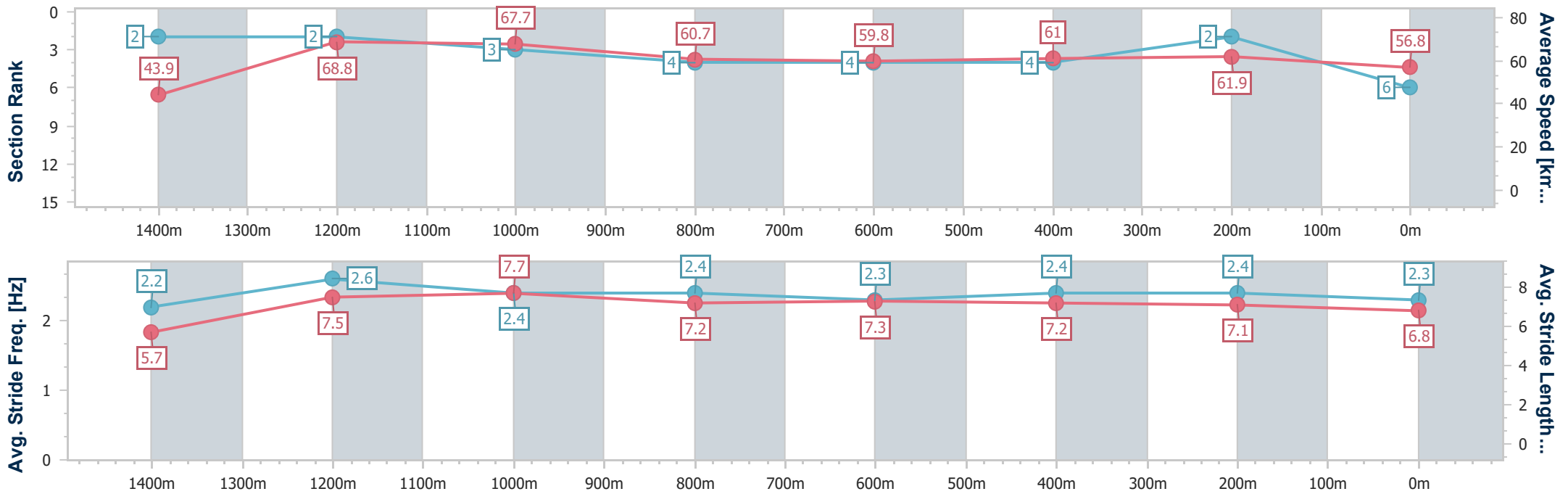
Horse/Jockey Name	Pelsaert
Final Rank	6
Fastest Section Time (Section)	0:08.23 (Overall)
Top Speed [km/h] (Section)	69.8 (1400m)
Race State	Finished



Ladbrokes Cannon Park QLD Professional
 Race 4: KENFROST HOMES Class 1 Handicap - 1500m
 14 September 2024 - 15:17
 Track Rating: Soft 5, Weather: Overcast, Rail Position: True



Section	Overall	1400m	1200m	1000m	800m	600m	400m	200m
Section Times	1:29.43 [6] (0:08.23)	1:21.20 [2] (0:10.25)	1:10.95 [2] (0:10.62)	1:00.33 [3] (0:11.89)	0:48.44 [4] (0:12.05)	0:36.39 [4] (0:11.96)	0:24.43 [4] (0:11.79)	0:12.64 [2] (0:12.64)
Average Speed [km/h]	43.9	68.8	67.7	60.7	59.8	61.0	61.9	56.8
Top Speed [km/h]	63.4	69.8	68.4	62.2	61.3	62.9	64.5	61.2
Avg. Dist. to Rail [m]	1.8	2.1	2.0	1.0	2.7	2.6	5.0	5.7
Avg. Stride Freq. [Hz]	2.2	2.6	2.4	2.4	2.3	2.4	2.4	2.3
Avg. Stride Length [m]	5.7	7.5	7.7	7.2	7.3	7.2	7.1	6.8



- [] Ranking at each section and finish
- .-.- No data available at this section
- NA No data available



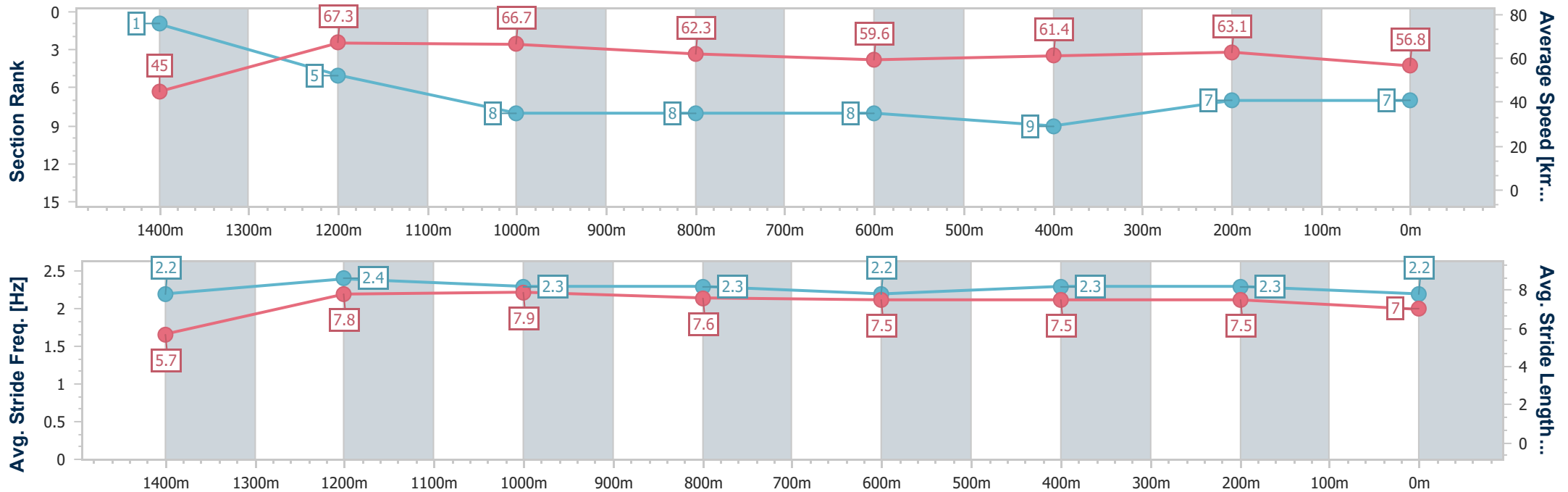
Horse/Jockey Name	Going Nuclear
Final Rank	7
Fastest Section Time (Section)	0:08.01 (Overall)
Top Speed [km/h] (Section)	68.8 (1400m)
Race State	Finished



Ladbrokes Cannon Park QLD Professional
 Race 4: KENFROST HOMES Class 1 Handicap - 1500m
 14 September 2024 - 15:17
 Track Rating: Soft 5, Weather: Overcast, Rail Position: True



Section	Overall	1400m	1200m	1000m	800m	600m	400m	200m
Section Times	1:29.61 [7] (0:08.01)	1:21.60 [1] (0:10.72)	1:10.88 [5] (0:10.86)	1:00.02 [8] (0:11.69)	0:48.33 [8] (0:12.10)	0:36.23 [8] (0:12.04)	0:24.19 [9] (0:11.55)	0:12.64 [7] (0:12.64)
Average Speed [km/h]	45.0	67.3	66.7	62.3	59.6	61.4	63.1	56.8
Top Speed [km/h]	61.9	68.8	68.4	65.9	61.0	63.2	63.7	62.3
Avg. Dist. to Rail [m]	6.1	1.6	1.7	2.0	3.0	4.1	4.9	6.1
Avg. Stride Freq. [Hz]	2.2	2.4	2.3	2.3	2.2	2.3	2.3	2.2
Avg. Stride Length [m]	5.7	7.8	7.9	7.6	7.5	7.5	7.5	7.0



- [] Ranking at each section and finish
- .-.-.- No data available at this section
- NA No data available



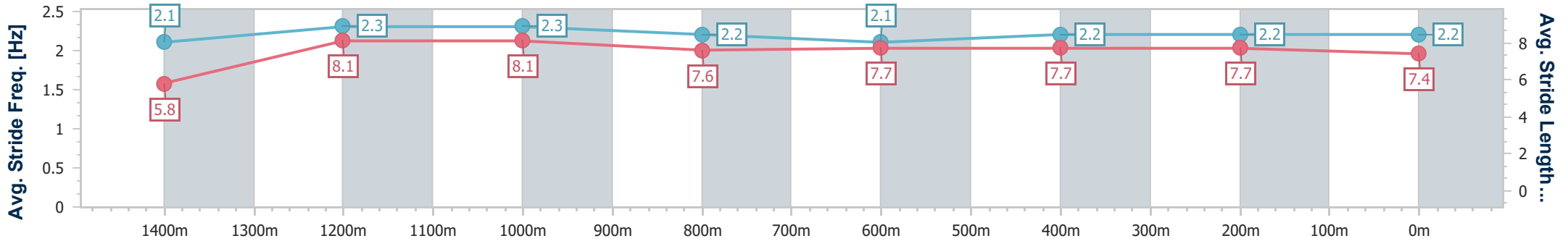
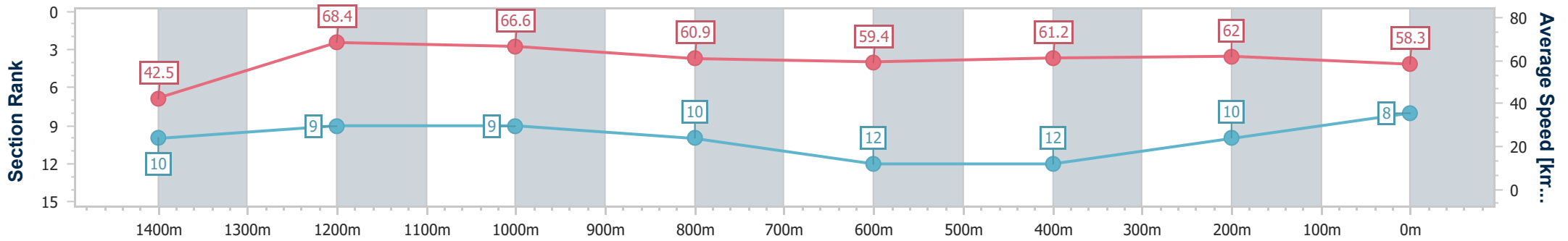
Horse/Jockey Name	Divine Hunter
Final Rank	8
Fastest Section Time (Section)	0:08.47 (Overall)
Top Speed [km/h] (Section)	69.5 (1400m)
Race State	Finished



Ladbrokes Cannon Park QLD Professional
 Race 4: KENFROST HOMES Class 1 Handicap - 1500m
 14 September 2024 - 15:17
 Track Rating: Soft 5, Weather: Overcast, Rail Position: True



Section	Overall	1400m	1200m	1000m	800m	600m	400m	200m
Section Times	1:29.70 [8] (0:08.47)	1:21.23 [10] (0:10.53)	1:10.70 [9] (0:10.62)	1:00.08 [9] (0:11.80)	0:48.28 [10] (0:12.17)	0:36.11 [12] (0:11.98)	0:24.13 [12] (0:11.79)	0:12.34 [10] (0:12.34)
Average Speed [km/h]	42.5	68.4	66.6	60.9	59.4	61.2	62.0	58.3
Top Speed [km/h]	64.6	69.5	68.1	63.1	60.7	62.5	63.2	61.4
Avg. Dist. to Rail [m]	1.8	5.2	4.5	1.8	2.3	3.0	5.6	6.5
Avg. Stride Freq. [Hz]	2.1	2.3	2.3	2.2	2.1	2.2	2.2	2.2
Avg. Stride Length [m]	5.8	8.1	8.1	7.6	7.7	7.7	7.7	7.4



- [] Ranking at each section and finish
- .-.- No data available at this section
- NA No data available



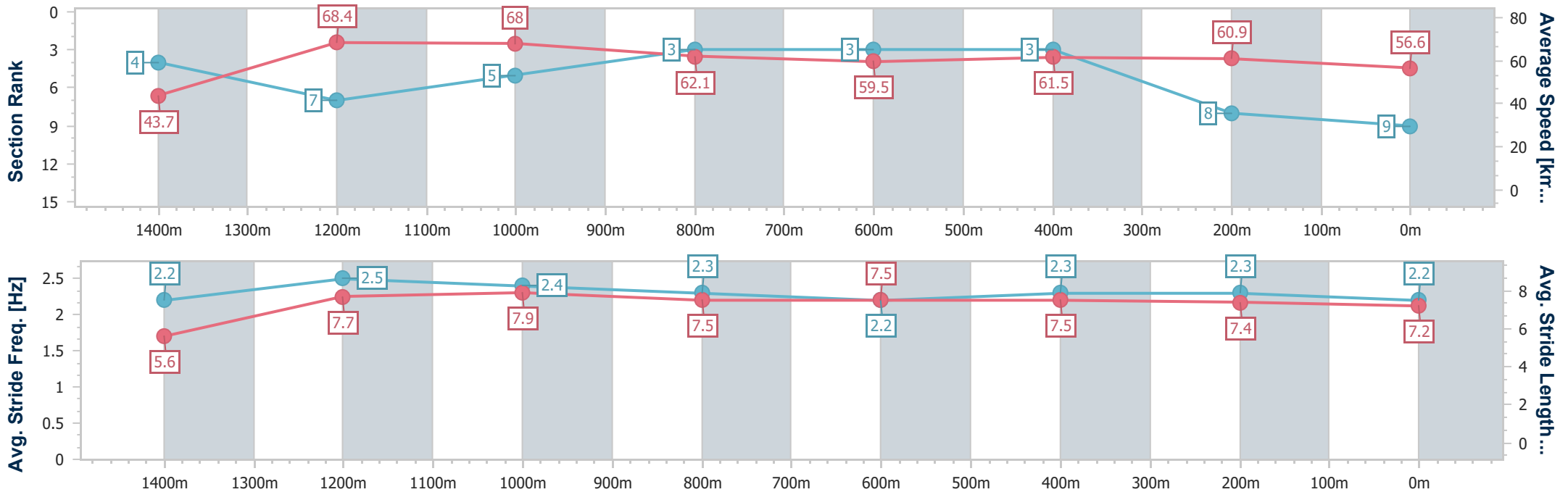
Horse/Jockey Name	Ammand
Final Rank	9
Fastest Section Time (Section)	0:08.25 (Overall)
Top Speed [km/h] (Section)	69.8 (1400m)
Race State	Finished



Ladbrokes Cannon Park QLD Professional
 Race 4: KENFROST HOMES Class 1 Handicap - 1500m
 14 September 2024 - 15:17
 Track Rating: Soft 5, Weather: Overcast, Rail Position: True



Section	Overall	1400m	1200m	1000m	800m	600m	400m	200m
Section Times	1:29.72 [9] (0:08.25)	1:21.47 [4] (0:10.54)	1:10.93 [7] (0:10.54)	1:00.39 [5] (0:11.58)	0:48.81 [3] (0:12.07)	0:36.74 [3] (0:11.95)	0:24.79 [3] (0:12.05)	0:12.74 [8] (0:12.74)
Average Speed [km/h]	43.7	68.4	68.0	62.1	59.5	61.5	60.9	56.6
Top Speed [km/h]	62.6	69.8	69.6	66.0	61.3	62.4	61.6	60.5
Avg. Dist. to Rail [m]	1.5	2.5	1.6	1.3	2.0	3.2	7.3	9.3
Avg. Stride Freq. [Hz]	2.2	2.5	2.4	2.3	2.2	2.3	2.3	2.2
Avg. Stride Length [m]	5.6	7.7	7.9	7.5	7.5	7.5	7.4	7.2



- [] Ranking at each section and finish
- .-.- No data available at this section
- NA No data available



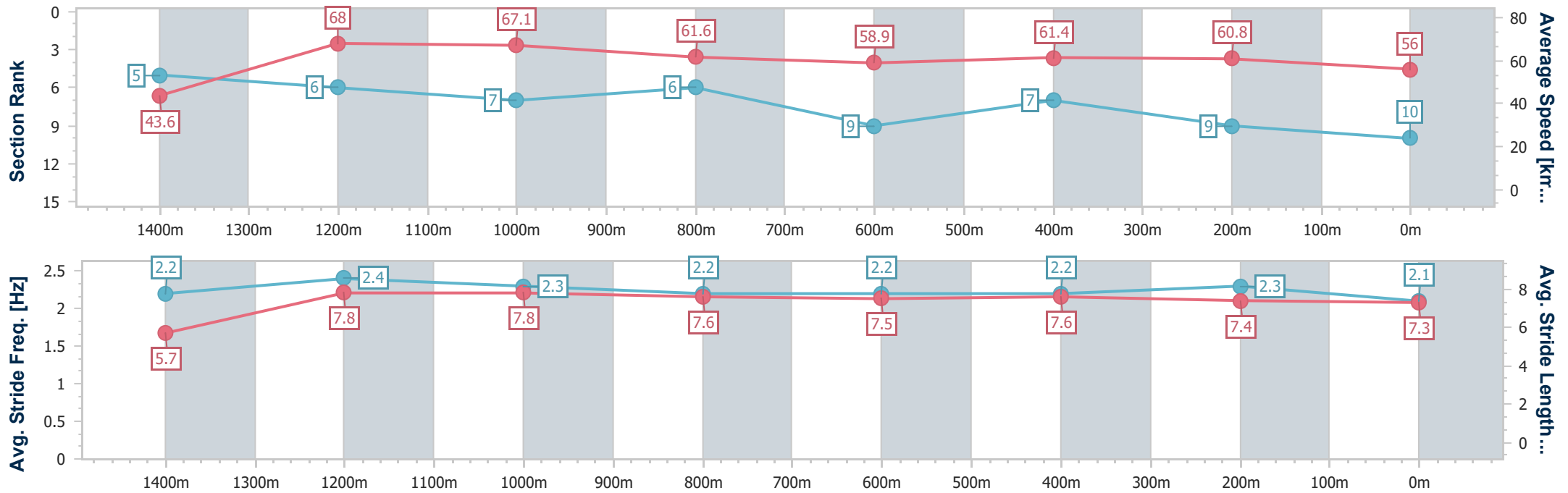
Horse/Jockey Name	Call Me Hilton
Final Rank	10
Fastest Section Time (Section)	0:08.26 (Overall)
Top Speed [km/h] (Section)	69.5 (1200m)
Race State	Finished



Ladbrokes Cannon Park QLD Professional
 Race 4: KENFROST HOMES Class 1 Handicap - 1500m
 14 September 2024 - 15:17
 Track Rating: Soft 5, Weather: Overcast, Rail Position: True



Section	Overall	1400m	1200m	1000m	800m	600m	400m	200m
Section Times	1:30.16 [10] (0:08.26)	1:21.90 [5] (0:10.52)	1:11.38 [6] (0:10.73)	1:00.65 [7] (0:11.67)	0:48.98 [6] (0:12.21)	0:36.77 [9] (0:11.90)	0:24.87 [7] (0:12.04)	0:12.83 [9]
Average Speed [km/h]	43.6	68.0	67.1	61.6	58.9	61.4	60.8	56.0
Top Speed [km/h]	64.2	69.1	69.5	63.7	59.7	62.9	62.7	59.7
Avg. Dist. to Rail [m]	2.4	0.5	0.6	0.6	1.4	1.7	7.4	8.0
Avg. Stride Freq. [Hz]	2.2	2.4	2.3	2.2	2.2	2.2	2.3	2.1
Avg. Stride Length [m]	5.7	7.8	7.8	7.6	7.5	7.6	7.4	7.3



- [] Ranking at each section and finish
- .-.-.- No data available at this section
- NA No data available



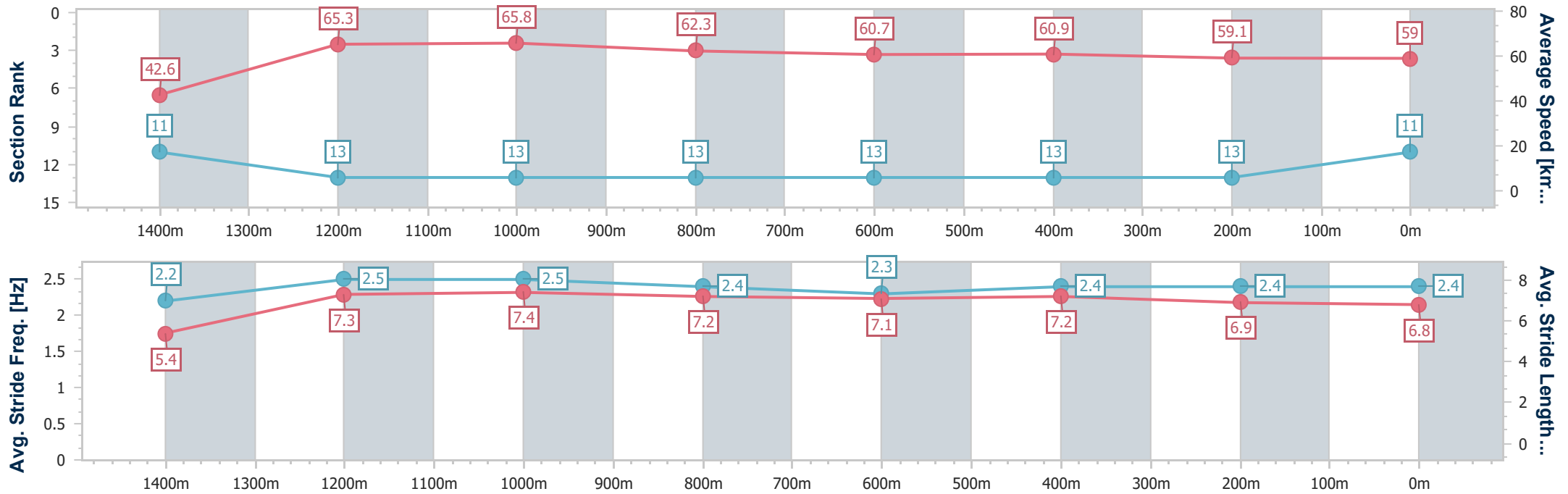
Horse/Jockey Name	Look At Rosa
Final Rank	11
Fastest Section Time (Section)	0:08.49 (Overall)
Top Speed [km/h] (Section)	67.2 (1400m)
Race State	Finished



Ladbrokes Cannon Park QLD Professional
 Race 4: KENFROST HOMES Class 1 Handicap - 1500m
 14 September 2024 - 15:17
 Track Rating: Soft 5, Weather: Overcast, Rail Position: True



Section	Overall	1400m	1200m	1000m	800m	600m	400m	200m
Section Times	1:30.41 [11] (0:08.49)	1:21.92 [11] (0:11.00)	1:10.92 [13] (0:10.91)	1:00.01 [13] (0:11.55)	0:48.46 [13] (0:11.84)	0:36.62 [13] (0:12.05)	0:24.57 [13] (0:12.39)	0:12.18 [13] (0:12.18)
Average Speed [km/h]	42.6	65.3	65.8	62.3	60.7	60.9	59.1	59.0
Top Speed [km/h]	60.6	67.2	66.8	64.6	61.4	62.5	60.6	61.1
Avg. Dist. to Rail [m]	8.5	2.5	1.4	1.1	2.6	2.9	7.8	10.4
Avg. Stride Freq. [Hz]	2.2	2.5	2.5	2.4	2.3	2.4	2.4	2.4
Avg. Stride Length [m]	5.4	7.3	7.4	7.2	7.1	7.2	6.9	6.8



- [] Ranking at each section and finish
- .-.-.- No data available at this section
- NA No data available



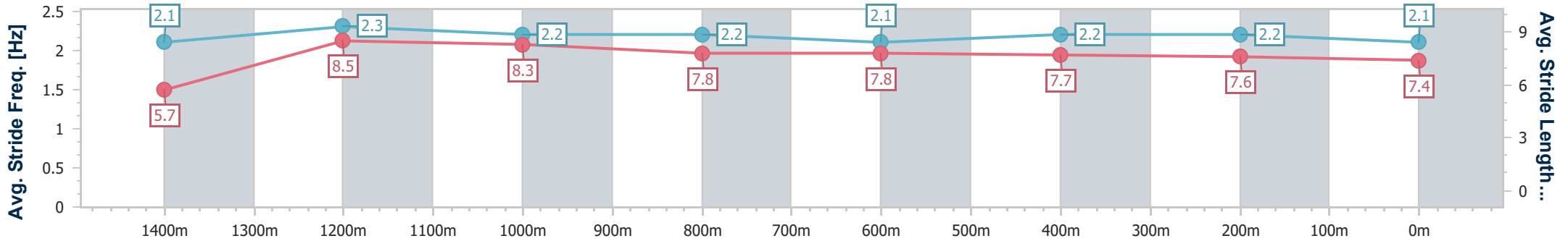
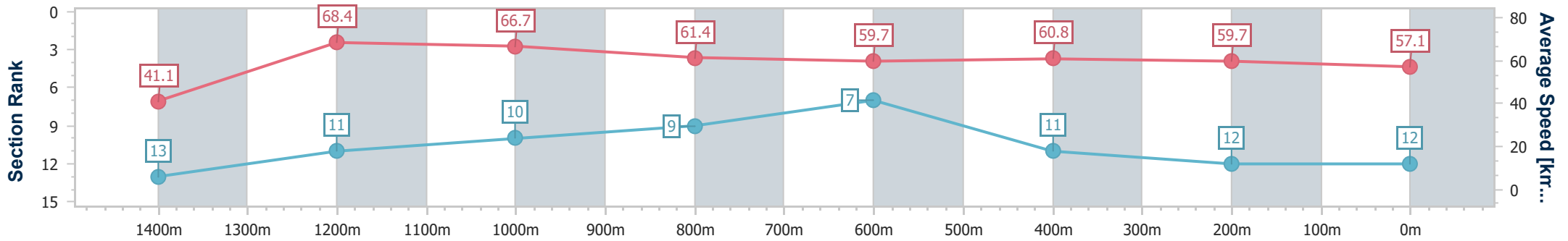
Horse/Jockey Name	Shadow Eclipse
Final Rank	12
Fastest Section Time (Section)	0:08.79 (Overall)
Top Speed [km/h] (Section)	69.8 (1400m)
Race State	Finished



Ladbrokes Cannon Park QLD Professional
 Race 4: KENFROST HOMES Class 1 Handicap - 1500m
 14 September 2024 - 15:17
 Track Rating: Soft 5, Weather: Overcast, Rail Position: True



Section	Overall	1400m	1200m	1000m	800m	600m	400m	200m
Section Times	1:30.48 [12] (0:08.79)	1:21.69 [13] (0:10.32)	1:11.37 [11] (0:10.62)	1:00.75 [10] (0:11.56)	0:49.19 [9] (0:12.05)	0:37.14 [7] (0:12.22)	0:24.92 [11] (0:12.33)	0:12.59 [12] (0:12.59)
Average Speed [km/h]	41.1	68.4	66.7	61.4	59.7	60.8	59.7	57.1
Top Speed [km/h]	65.6	69.8	69.1	64.5	61.6	62.1	60.5	59.6
Avg. Dist. to Rail [m]	1.9	3.9	4.6	2.1	1.8	4.8	8.0	7.4
Avg. Stride Freq. [Hz]	2.1	2.3	2.2	2.2	2.1	2.2	2.2	2.1
Avg. Stride Length [m]	5.7	8.5	8.3	7.8	7.8	7.7	7.6	7.4



- [] Ranking at each section and finish
- .-.- No data available at this section
- NA No data available



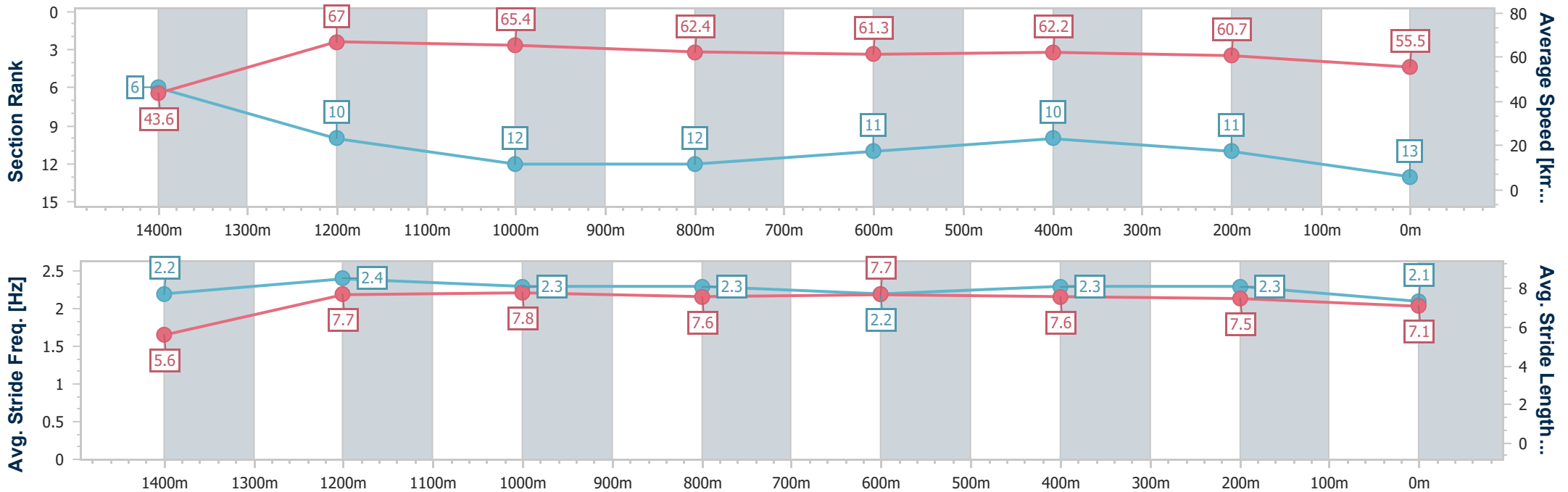
Horse/Jockey Name	Kidston
Final Rank	13
Fastest Section Time (Section)	0:08.30 (Overall)
Top Speed [km/h] (Section)	68.1 (1400m)
Race State	Finished



Ladbrokes Cannon Park QLD Professional
 Race 4: KENFROST HOMES Class 1 Handicap - 1500m
 14 September 2024 - 15:17
 Track Rating: Soft 5, Weather: Overcast, Rail Position: True



Section	Overall	1400m	1200m	1000m	800m	600m	400m	200m
Section Times	1:30.58 [13] (0:08.30)	1:22.28 [6] (0:10.73)	1:11.55 [10] (0:11.05)	1:00.50 [12] (0:11.66)	0:48.84 [12] (0:11.78)	0:37.06 [11] (0:11.95)	0:25.11 [10] (0:12.15)	0:12.96 [11]
Average Speed [km/h]	43.6	67.0	65.4	62.4	61.3	62.2	60.7	55.5
Top Speed [km/h]	63.3	68.1	66.8	64.5	62.6	63.2	62.7	58.6
Avg. Dist. to Rail [m]	9.2	2.3	1.5	2.3	4.3	5.3	8.6	7.9
Avg. Stride Freq. [Hz]	2.2	2.4	2.3	2.3	2.2	2.3	2.3	2.1
Avg. Stride Length [m]	5.6	7.7	7.8	7.6	7.7	7.6	7.5	7.1



- [] Ranking at each section and finish
- .-.- No data available at this section
- NA No data available



Ladbrokes Cannon Park QLD Professional

Race 5: CENTURY CRANES Class 6 Plate - 950m

14 September 2024 - 15:52



Track Rating: Soft 5, Weather: Overcast, Rail Position: True

Section											Last 600m	
Field Times		Overall	800m	600m	400m	200m						0:33.95
		0:54.14 (0:10.18)	0:43.96 (0:10.01)	0:33.95 (0:10.58)	0:23.37 (0:11.17)	0:12.20 (0:12.20)						
Rank	TAB	Horse/Jockey	Barrier	Top Speed [km/h]	Fastest Section						Margin	Distance Travelled [m]
1	4	ALL TIME LEGEND Ryan Wiggins	11	72.0 800m	0:09.96 800m	0:54.14 [1] (0:10.23)	0:43.91 [2] (0:09.96)	0:33.95 [1] (0:10.58)	0:23.37 [1] (0:11.17)	0:12.20 [1] (0:12.20)	0:54.14	0:33.95
2	5	BOOGIE WONDERLAND Sean Cormack	2	71.0 800m	0:10.32 800m	0:54.44 [2] (0:10.49)	0:43.95 [6] (0:10.32)	0:33.63 [7] (0:10.82)	0:22.81 [8] (0:11.13)	0:11.68 [5] (0:11.68)	1.77L	0:33.63 -2
3	12	NEVETON Isabella Teh	7	71.4 800m	0:10.19 800m	0:54.65 [3] (0:10.39)	0:44.26 [5] (0:10.19)	0:34.07 [4] (0:10.90)	0:23.17 [5] (0:11.38)	0:11.79 [7] (0:11.79)	3.01L	0:34.07 +1
4	11	RED BOOMSHAKALAKA Jason Taylor	12	72.0 800m	0:09.94 800m	0:54.69 [4] (0:10.27)	0:44.42 [3] (0:09.94)	0:34.48 [2] (0:10.73)	0:23.75 [2] (0:11.38)	0:12.37 [2] (0:12.37)	3.24L	0:34.48 +1
5	9	VIBURNUM Tyler Leslight	5	71.3 800m	0:10.01 800m	0:54.72 [5] (0:10.62)	0:44.10 [8] (0:10.01)	0:34.09 [5] (0:10.77)	0:23.32 [4] (0:11.15)	0:12.17 [3] (0:12.17)	3.39L	0:34.09 +1
6	6	REGAL CONQUEROR Nathan Thomas	6	70.9 800m	0:10.31 800m	0:55.16 [6] (0:10.36)	0:44.80 [4] (0:10.31)	0:34.49 [6] (0:10.95)	0:23.54 [7] (0:11.40)	0:12.14 [8] (0:12.14)	6.03L	0:34.49 -2
7	7	THATFEELSBETTER Justin Huxtable	10	72.0 800m	0:10.21 800m	0:55.23 [7] (0:10.67)	0:44.56 [9] (0:10.21)	0:34.35 [8] (0:10.70)	0:23.65 [6] (0:11.16)	0:12.49 [4] (0:12.49)	6.41L	0:34.35 -1
8	8	POMADE Chris Whiteley	1	71.4 800m	0:10.18 Overall	0:55.36 [8] (0:10.18)	0:45.18 [1] (0:10.26)	0:34.92 [3] (0:10.84)	0:24.08 [3] (0:11.58)	0:12.50 [6] (0:12.50)	7.21L	0:34.92 -3
9	10	PRINCIPESSA Lacey Morrison	3	71.3 800m	0:10.21 800m	0:55.59 [9] (0:10.69)	0:44.90 [10] (0:10.21)	0:34.69 [9] (0:10.89)	0:23.80 [9] (0:11.60)	0:12.20 [9] (0:12.20)	8.55L	0:34.69 +0
10	3	STRATEGIST Nathan Day	4	68.9 800m	0:10.53 Overall	0:55.64 [10] (0:10.53)	0:45.11 [7] (0:10.54)	0:34.57 [10] (0:11.05)	0:23.52 [10] (0:11.51)	0:12.01 [10] (0:12.01)	8.81L	0:34.57 +2

Scratched: Macedon Flyer (#1)

[] Ranking at each section and finish
 -:-:- No data available at this section
 NA No data available

SCN Saddle cloth number
 DNF Did not finish
 DNT Did not track



Ladbrokes Cannon Park QLD Professional

Race 5: CENTURY CRANES Class 6 Plate - 950m

14 September 2024 - 15:52



Track Rating: Soft 5, Weather: Overcast, Rail Position: True

Section		Overall	800m	600m	400m	200m	Last 600m					
Field Times		0:54.14 (0:10.18)	0:43.96 (0:10.01)	0:33.95 (0:10.58)	0:23.37 (0:11.17)	0:12.20 (0:12.20)	0:33.95					
Rank	TAB Horse/Jockey	Barrier	Top Speed [km/h]	Fastest Section	Margin					Distance Travelled [m]		
11	2 SIDE HUSTLE Ashley Butler	9	70.8 800m	0:10.57 800m	0:55.89 [11] (0:10.80)	0:45.09 [11] (0:10.57)	0:34.52 [11] (0:11.11)	0:23.41 [11] (0:11.50)	0:11.91 [11] (0:11.91)	10.28L	0:34.52	+3

Scratched: Macedon Flyer (#1)

[] Ranking at each section and finish
 -:-:-:- No data available at this section
 NA No data available

SCN Saddle cloth number
 DNF Did not finish
 DNT Did not track



Horse/Jockey Name	All Time Legend
Final Rank	1
Fastest Section Time (Section)	0:09.96 (800m)
Top Speed [km/h] (Section)	72.0 (800m)
Race State	Finished



Ladbrokes Cannon Park QLD Professional

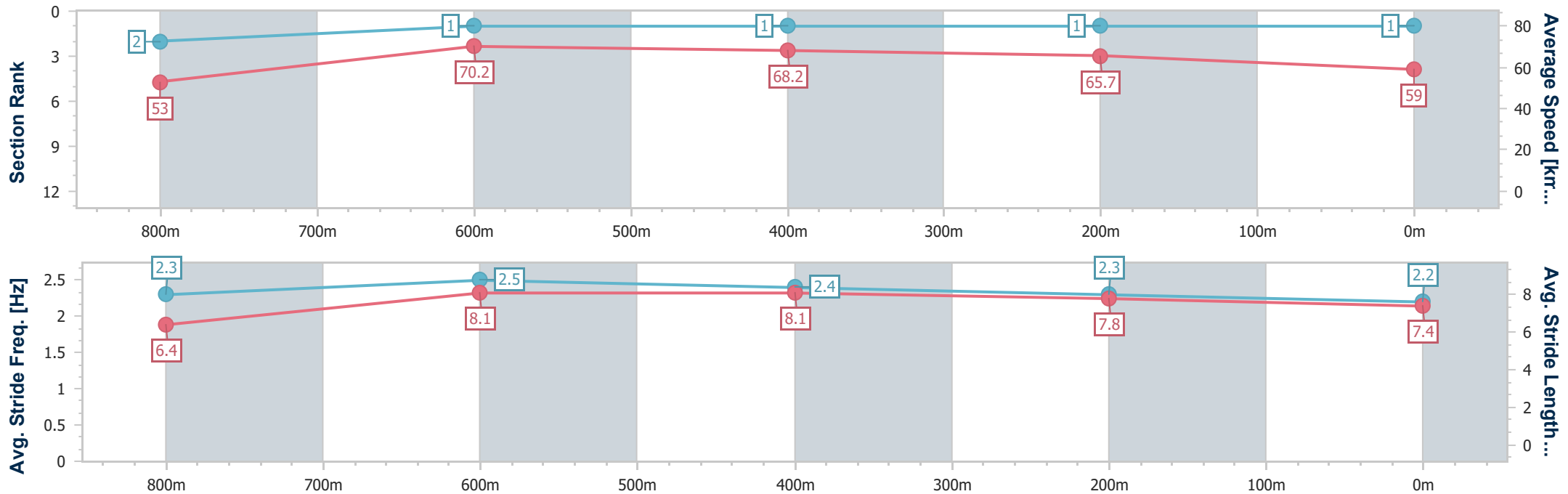
Race 5: CENTURY CRANES Class 6 Plate - 950m

14 September 2024 - 15:52

Track Rating: Soft 5, Weather: Overcast, Rail Position: True



Section	Overall	800m	600m	400m	200m
Section Times	0:54.14 [1] (0:10.23)	0:43.91 [2] (0:09.96)	0:33.95 [1] (0:10.58)	0:23.37 [1] (0:11.17)	0:12.20 [1] (0:12.20)
Average Speed [km/h]	53.0	70.2	68.2	65.7	59.0
Top Speed [km/h]	71.6	72.0	71.1	66.9	62.9
Avg. Dist. to Rail [m]	10.1	4.0	1.1	7.3	8.3
Avg. Stride Freq. [Hz]	2.3	2.5	2.4	2.3	2.2
Avg. Stride Length [m]	6.4	8.1	8.1	7.8	7.4



- [] Ranking at each section and finish
- .-.- No data available at this section
- NA No data available



Horse/Jockey Name	Boogie Wonderland
Final Rank	2
Fastest Section Time (Section)	0:10.32 (800m)
Top Speed [km/h] (Section)	71.0 (800m)
Race State	Finished



Ladbrokes Cannon Park QLD Professional

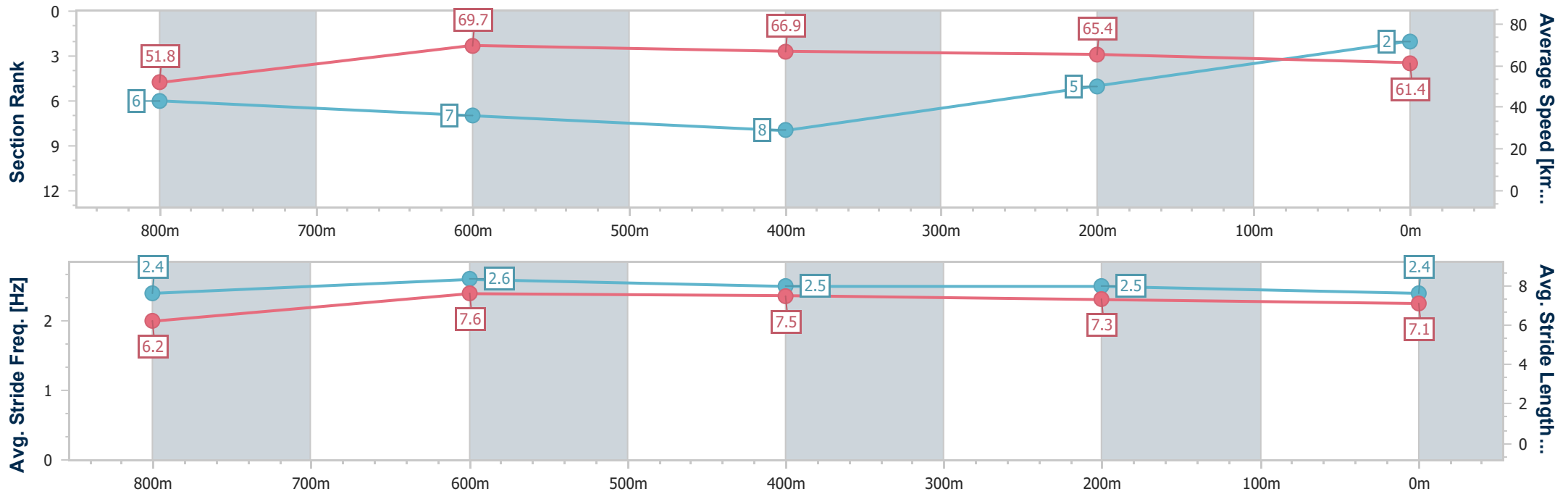
Race 5: CENTURY CRANES Class 6 Plate - 950m

14 September 2024 - 15:52

Track Rating: Soft 5, Weather: Overcast, Rail Position: True



Section	Overall	800m	600m	400m	200m
Section Times	0:54.44 [2] (0:10.49)	0:43.95 [6] (0:10.32)	0:33.63 [7] (0:10.82)	0:22.81 [8] (0:11.13)	0:11.68 [5] (0:11.68)
Average Speed [km/h]	51.8	69.7	66.9	65.4	61.4
Top Speed [km/h]	68.5	71.0	69.5	66.6	64.4
Avg. Dist. to Rail [m]	2.7	0.5	1.2	4.5	4.4
Avg. Stride Freq. [Hz]	2.4	2.6	2.5	2.5	2.4
Avg. Stride Length [m]	6.2	7.6	7.5	7.3	7.1



- [] Ranking at each section and finish
- .-.- No data available at this section
- NA No data available



Horse/Jockey Name	Neveton
Final Rank	3
Fastest Section Time (Section)	0:10.19 (800m)
Top Speed [km/h] (Section)	71.4 (800m)
Race State	Finished



Ladbrokes Cannon Park QLD Professional

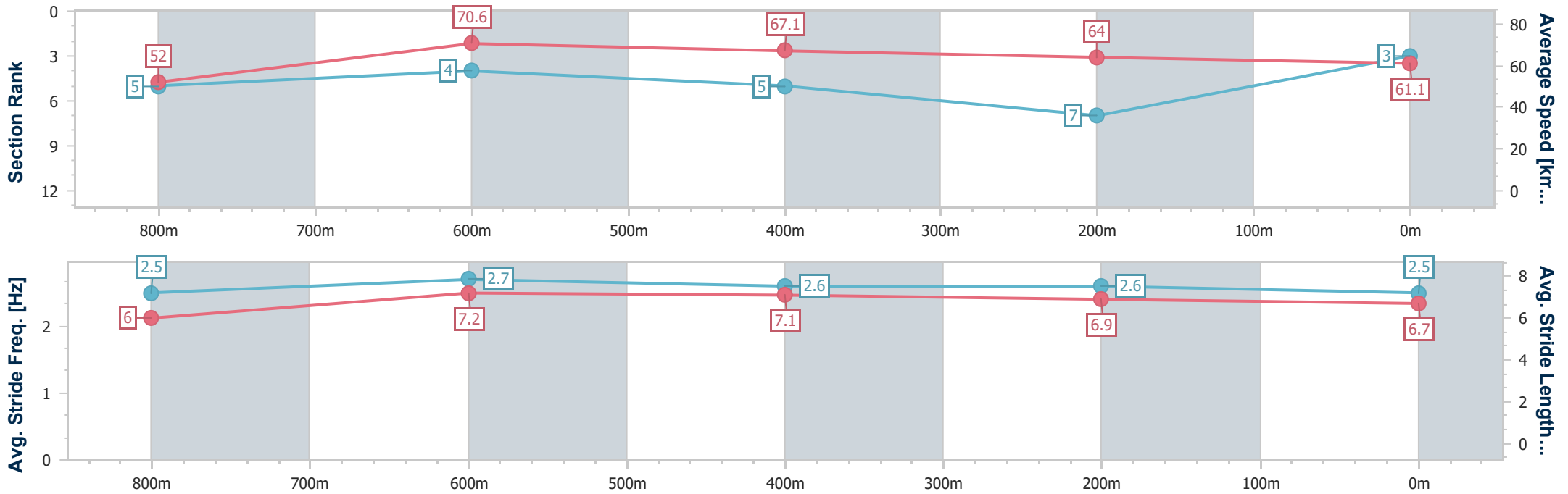
Race 5: CENTURY CRANES Class 6 Plate - 950m

14 September 2024 - 15:52

Track Rating: Soft 5, Weather: Overcast, Rail Position: True



Section	Overall	800m	600m	400m	200m
Section Times	0:54.65 [3] (0:10.39)	0:44.26 [5] (0:10.19)	0:34.07 [4] (0:10.90)	0:23.17 [5] (0:11.38)	0:11.79 [7] (0:11.79)
Average Speed [km/h]	52.0	70.6	67.1	64.0	61.1
Top Speed [km/h]	70.1	71.4	70.6	65.6	64.5
Avg. Dist. to Rail [m]	6.2	1.1	2.1	6.5	5.8
Avg. Stride Freq. [Hz]	2.5	2.7	2.6	2.6	2.5
Avg. Stride Length [m]	6.0	7.2	7.1	6.9	6.7



- [] Ranking at each section and finish
- .-.- No data available at this section
- NA No data available



Horse/Jockey Name	Red Boomshakalaka
Final Rank	4
Fastest Section Time (Section)	0:09.94 (800m)
Top Speed [km/h] (Section)	72.0 (800m)
Race State	Finished



Ladbrokes Cannon Park QLD Professional

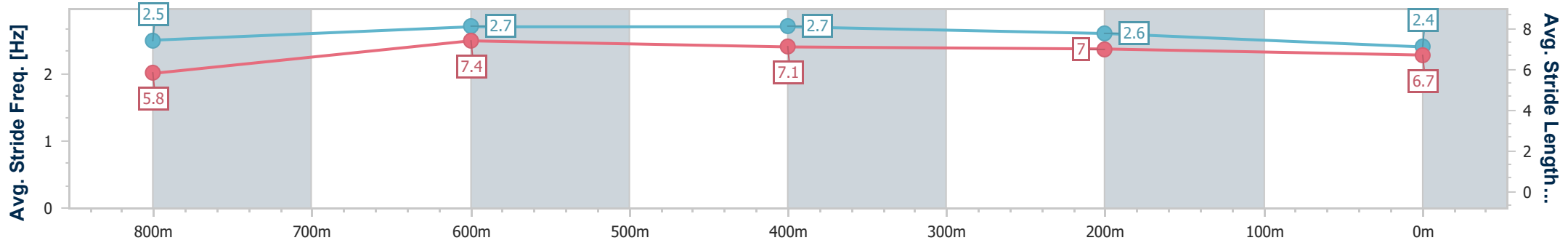
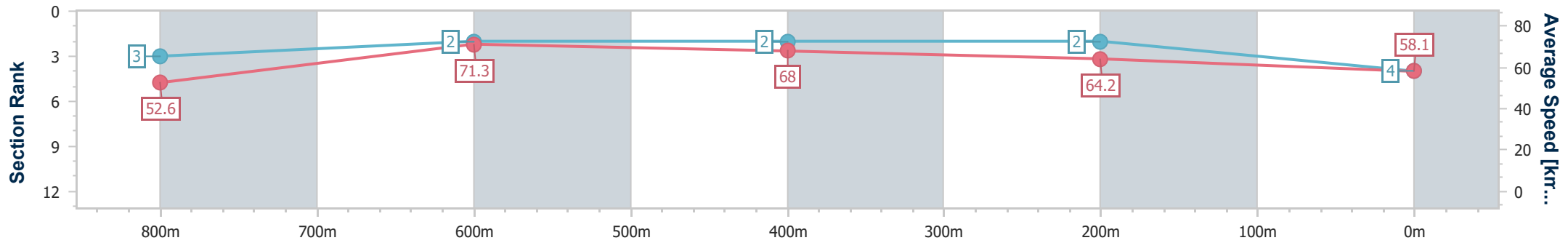
Race 5: CENTURY CRANES Class 6 Plate - 950m

14 September 2024 - 15:52

Track Rating: Soft 5, Weather: Overcast, Rail Position: True



Section	Overall	800m	600m	400m	200m
Section Times	0:54.69 [4] (0:10.27)	0:44.42 [3] (0:09.94)	0:34.48 [2] (0:10.73)	0:23.75 [2] (0:11.38)	0:12.37 [2] (0:12.37)
Average Speed [km/h]	52.6	71.3	68.0	64.2	58.1
Top Speed [km/h]	70.9	72.0	71.4	66.6	61.3
Avg. Dist. to Rail [m]	10.6	4.6	2.3	6.8	7.9
Avg. Stride Freq. [Hz]	2.5	2.7	2.7	2.6	2.4
Avg. Stride Length [m]	5.8	7.4	7.1	7.0	6.7



- [] Ranking at each section and finish
- .-.- No data available at this section
- NA No data available



Horse/Jockey Name	Viburnum
Final Rank	5
Fastest Section Time (Section)	0:10.01 (800m)
Top Speed [km/h] (Section)	71.3 (800m)
Race State	Finished



Ladbrokes Cannon Park QLD Professional

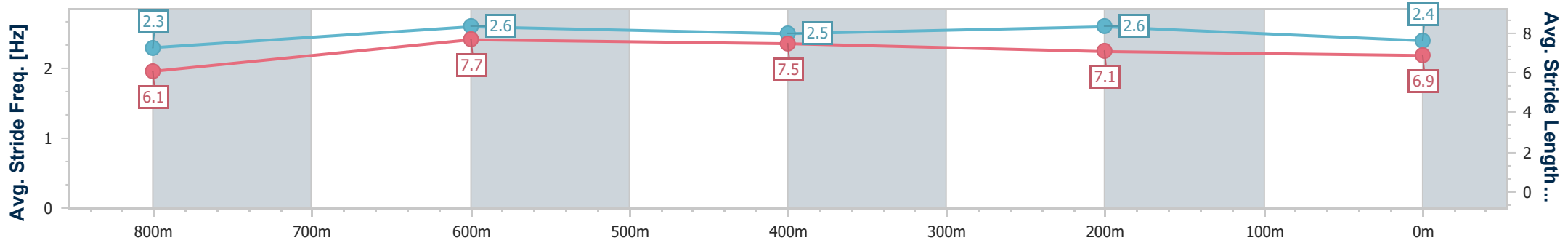
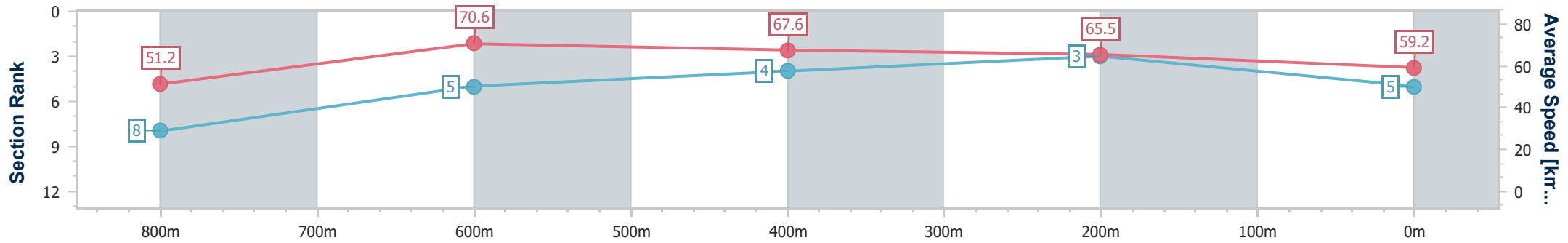
Race 5: CENTURY CRANES Class 6 Plate - 950m

14 September 2024 - 15:52

Track Rating: Soft 5, Weather: Overcast, Rail Position: True



Section	Overall	800m	600m	400m	200m
Section Times	0:54.72 [5] (0:10.62)	0:44.10 [8] (0:10.01)	0:34.09 [5] (0:10.77)	0:23.32 [4] (0:11.15)	0:12.17 [3] (0:12.17)
Average Speed [km/h]	51.2	70.6	67.6	65.5	59.2
Top Speed [km/h]	71.0	71.3	70.7	66.6	64.4
Avg. Dist. to Rail [m]	5.6	1.6	1.9	6.7	7.7
Avg. Stride Freq. [Hz]	2.3	2.6	2.5	2.6	2.4
Avg. Stride Length [m]	6.1	7.7	7.5	7.1	6.9



- [] Ranking at each section and finish
- .-.- No data available at this section
- NA No data available



Horse/Jockey Name	Regal Conqueror
Final Rank	6
Fastest Section Time (Section)	0:10.31 (800m)
Top Speed [km/h] (Section)	70.9 (800m)
Race State	Finished



Ladbrokes Cannon Park QLD Professional

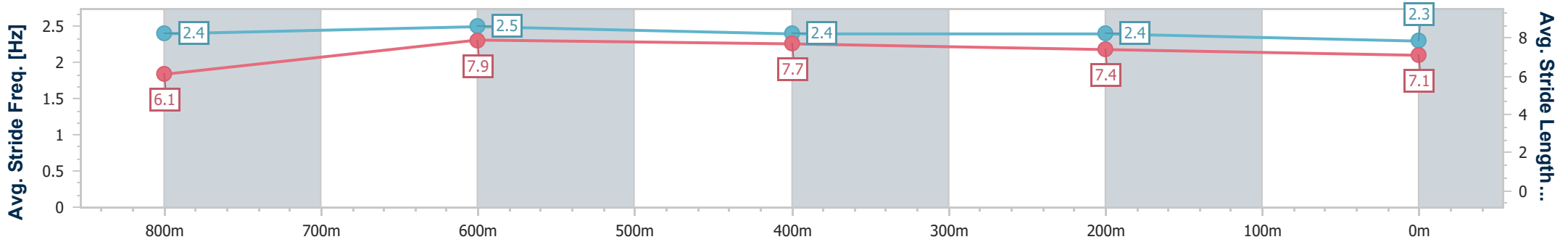
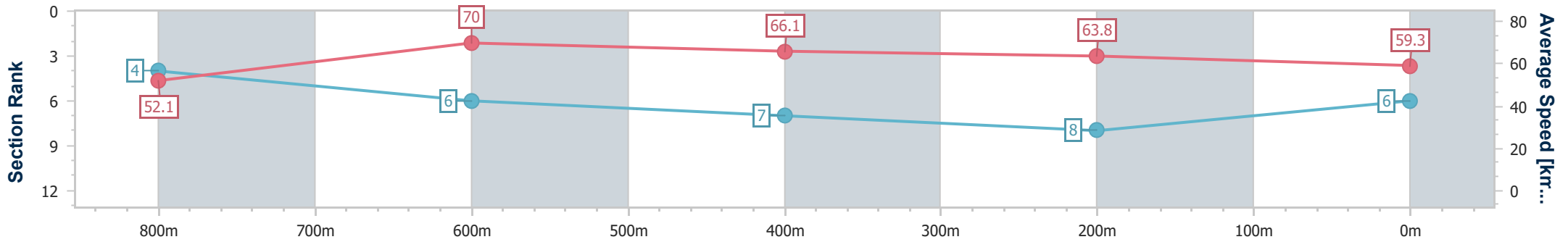
Race 5: CENTURY CRANES Class 6 Plate - 950m

14 September 2024 - 15:52

Track Rating: Soft 5, Weather: Overcast, Rail Position: True



Section	Overall	800m	600m	400m	200m
Section Times	0:55.16 [6] (0:10.36)	0:44.80 [4] (0:10.31)	0:34.49 [6] (0:10.95)	0:23.54 [7] (0:11.40)	0:12.14 [8] (0:12.14)
Average Speed [km/h]	52.1	70.0	66.1	63.8	59.3
Top Speed [km/h]	69.6	70.9	68.8	65.1	63.0
Avg. Dist. to Rail [m]	4.2	0.8	1.0	5.3	6.3
Avg. Stride Freq. [Hz]	2.4	2.5	2.4	2.4	2.3
Avg. Stride Length [m]	6.1	7.9	7.7	7.4	7.1



- [] Ranking at each section and finish
- .-.- No data available at this section
- NA No data available



Horse/Jockey Name	Thatfeelsbetter
Final Rank	7
Fastest Section Time (Section)	0:10.21 (800m)
Top Speed [km/h] (Section)	72.0 (800m)
Race State	Finished



Ladbrokes Cannon Park QLD Professional

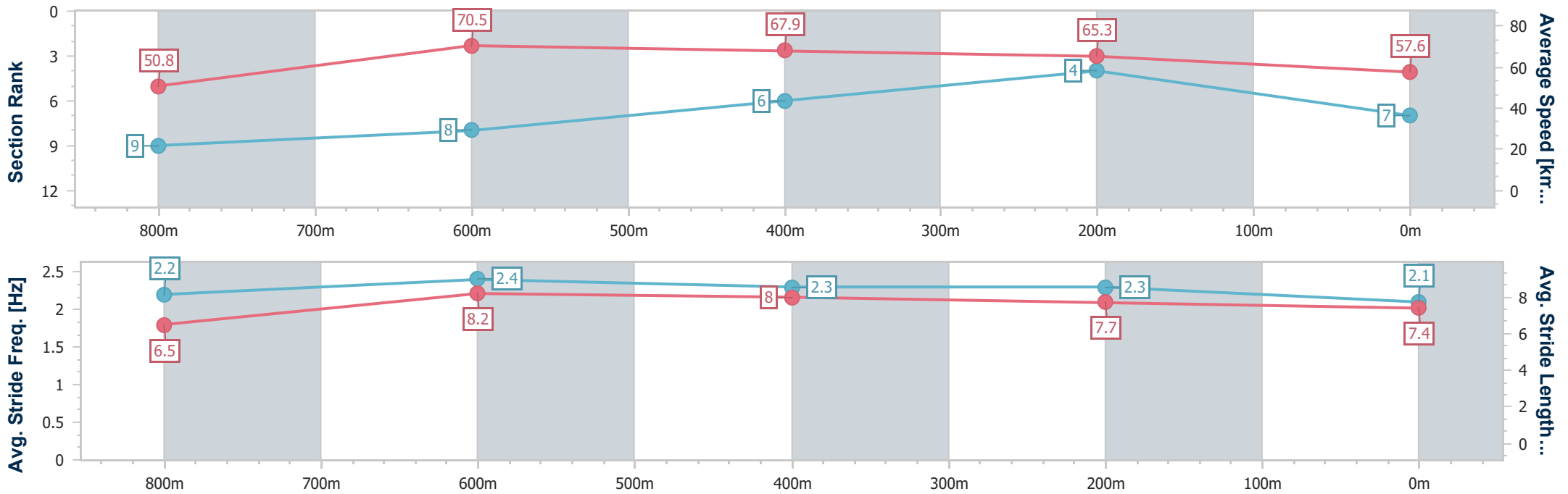
Race 5: CENTURY CRANES Class 6 Plate - 950m

14 September 2024 - 15:52

Track Rating: Soft 5, Weather: Overcast, Rail Position: True



Section	Overall	800m	600m	400m	200m
Section Times	0:55.23 [7] (0:10.67)	0:44.56 [9] (0:10.21)	0:34.35 [8] (0:10.70)	0:23.65 [6] (0:11.16)	0:12.49 [4] (0:12.49)
Average Speed [km/h]	50.8	70.5	67.9	65.3	57.6
Top Speed [km/h]	68.9	72.0	69.9	67.0	62.8
Avg. Dist. to Rail [m]	8.7	3.2	1.4	6.6	9.1
Avg. Stride Freq. [Hz]	2.2	2.4	2.3	2.3	2.1
Avg. Stride Length [m]	6.5	8.2	8.0	7.7	7.4



- [] Ranking at each section and finish
- .-.- No data available at this section
- NA No data available



Horse/Jockey Name	Pomade
Final Rank	8
Fastest Section Time (Section)	0:10.18 (Overall)
Top Speed [km/h] (Section)	71.4 (800m)
Race State	Finished



Ladbrokes Cannon Park QLD Professional

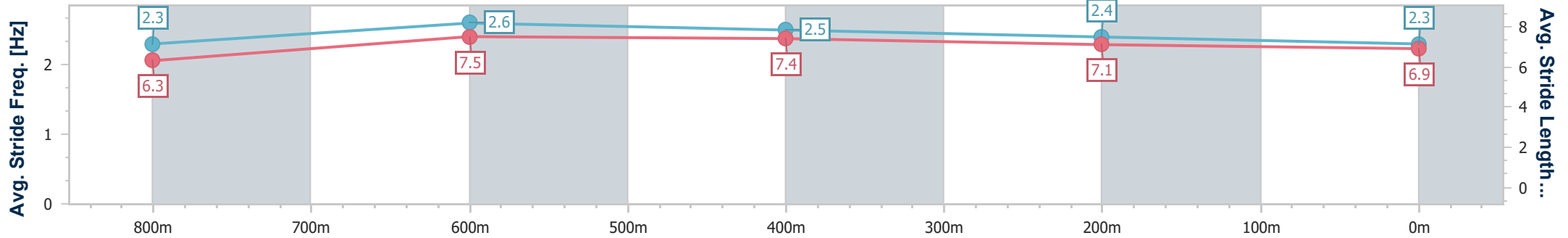
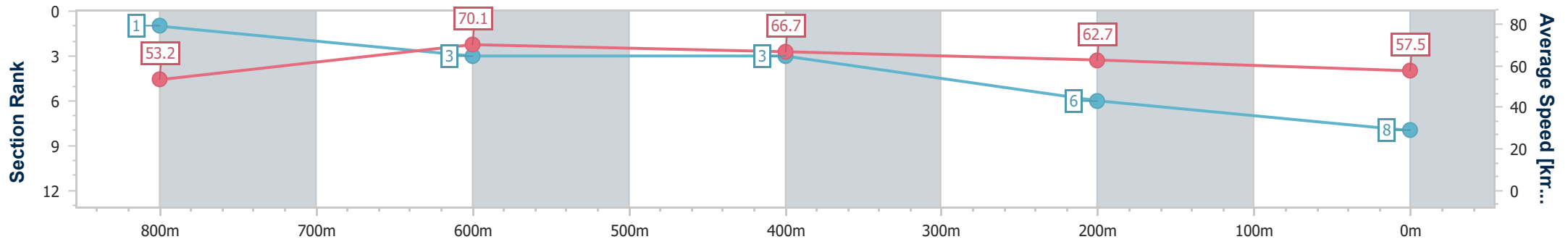
Race 5: CENTURY CRANES Class 6 Plate - 950m

14 September 2024 - 15:52

Track Rating: Soft 5, Weather: Overcast, Rail Position: True



Section	Overall	800m	600m	400m	200m
Section Times	0:55.36 [8] (0:10.18)	0:45.18 [1] (0:10.26)	0:34.92 [3] (0:10.84)	0:24.08 [3] (0:11.58)	0:12.50 [6] (0:12.50)
Average Speed [km/h]	53.2	70.1	66.7	62.7	57.5
Top Speed [km/h]	69.6	71.4	70.0	64.6	61.0
Avg. Dist. to Rail [m]	0.7	1.9	1.3	4.8	5.4
Avg. Stride Freq. [Hz]	2.3	2.6	2.5	2.4	2.3
Avg. Stride Length [m]	6.3	7.5	7.4	7.1	6.9



- [] Ranking at each section and finish
- .-.- No data available at this section
- NA No data available



Horse/Jockey Name	Principessa
Final Rank	9
Fastest Section Time (Section)	0:10.21 (800m)
Top Speed [km/h] (Section)	71.3 (800m)
Race State	Finished



Ladbrokes Cannon Park QLD Professional

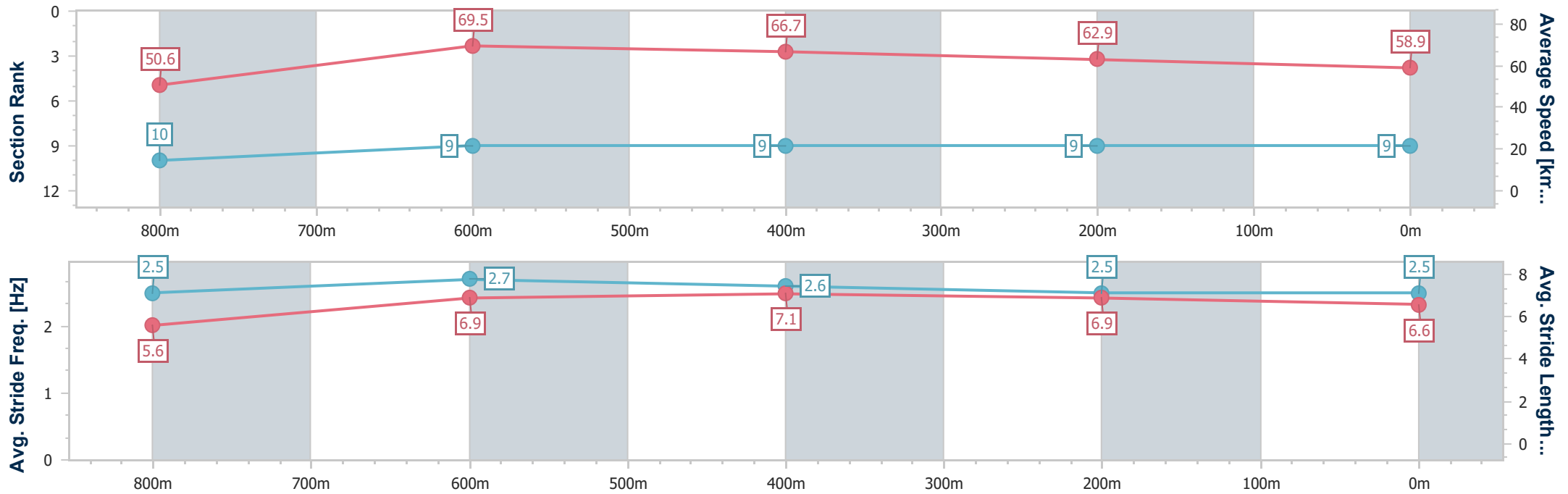
Race 5: CENTURY CRANES Class 6 Plate - 950m

14 September 2024 - 15:52

Track Rating: Soft 5, Weather: Overcast, Rail Position: True



Section	Overall	800m	600m	400m	200m
Section Times	0:55.59 [9] (0:10.69)	0:44.90 [10] (0:10.21)	0:34.69 [9] (0:10.89)	0:23.80 [9] (0:11.60)	0:12.20 [9] (0:12.20)
Average Speed [km/h]	50.6	69.5	66.7	62.9	58.9
Top Speed [km/h]	70.2	71.3	69.7	64.2	63.0
Avg. Dist. to Rail [m]	2.8	1.4	1.6	6.0	4.2
Avg. Stride Freq. [Hz]	2.5	2.7	2.6	2.5	2.5
Avg. Stride Length [m]	5.6	6.9	7.1	6.9	6.6



- [] Ranking at each section and finish
- .-.- No data available at this section
- NA No data available



Horse/Jockey Name	Strategist
Final Rank	10
Fastest Section Time (Section)	0:10.53 (Overall)
Top Speed [km/h] (Section)	68.9 (800m)
Race State	Finished



Ladbrokes Cannon Park QLD Professional

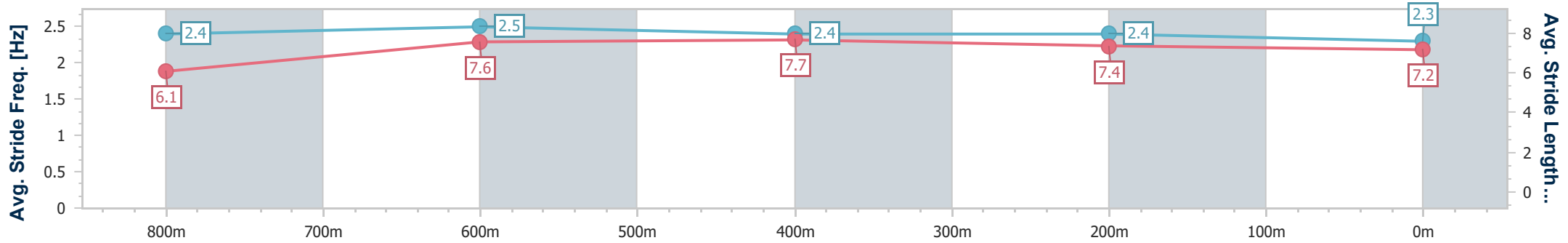
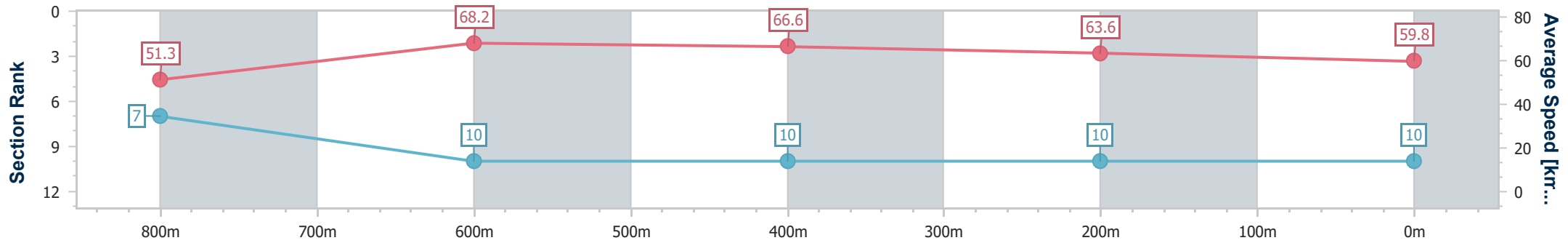
Race 5: CENTURY CRANES Class 6 Plate - 950m

14 September 2024 - 15:52

Track Rating: Soft 5, Weather: Overcast, Rail Position: True



Section	Overall	800m	600m	400m	200m
Section Times	0:55.64 [10] (0:10.53)	0:45.11 [7] (0:10.54)	0:34.57 [10] (0:11.05)	0:23.52 [10] (0:11.51)	0:12.01 [10] (0:12.01)
Average Speed [km/h]	51.3	68.2	66.6	63.6	59.8
Top Speed [km/h]	67.7	68.9	68.4	66.3	63.0
Avg. Dist. to Rail [m]	5.8	3.0	3.3	7.3	7.8
Avg. Stride Freq. [Hz]	2.4	2.5	2.4	2.4	2.3
Avg. Stride Length [m]	6.1	7.6	7.7	7.4	7.2



- [] Ranking at each section and finish
- .-.-.- No data available at this section
- NA No data available



Horse/Jockey Name	Side Hustle
Final Rank	11
Fastest Section Time (Section)	0:10.57 (800m)
Top Speed [km/h] (Section)	70.8 (800m)
Race State	Finished



Ladbrokes Cannon Park QLD Professional

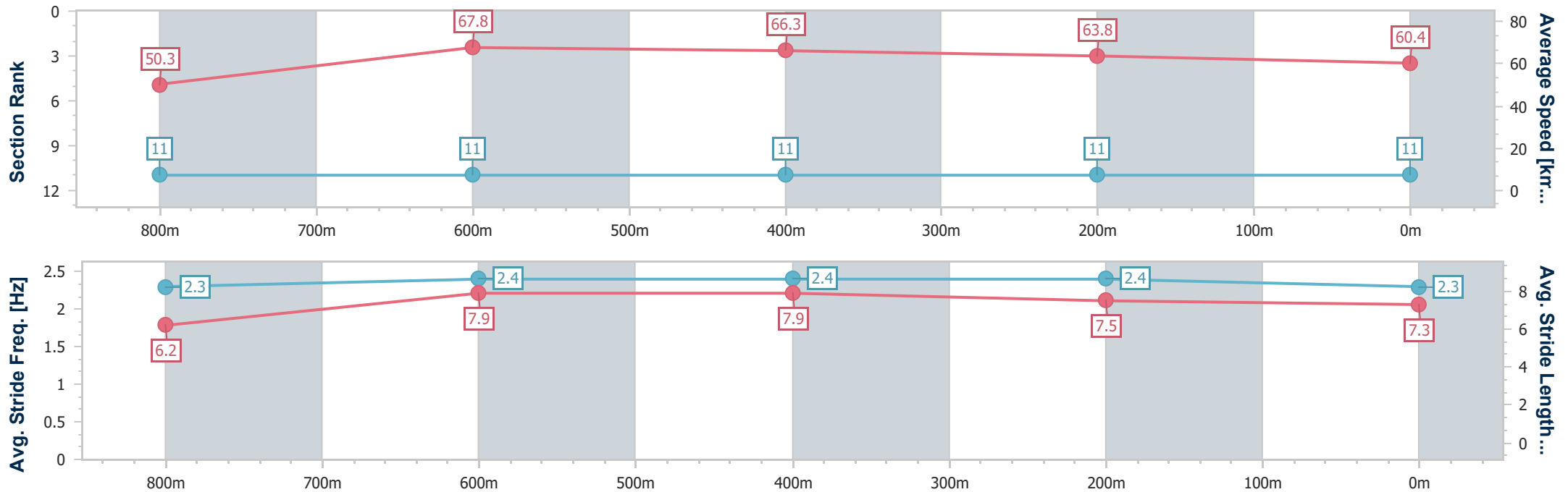
Race 5: CENTURY CRANES Class 6 Plate - 950m

14 September 2024 - 15:52

Track Rating: Soft 5, Weather: Overcast, Rail Position: True



Section	Overall	800m	600m	400m	200m
Section Times	0:55.89 [11] (0:10.80)	0:45.09 [11] (0:10.57)	0:34.52 [11] (0:11.11)	0:23.41 [11] (0:11.50)	0:11.91 [11] (0:11.91)
Average Speed [km/h]	50.3	67.8	66.3	63.8	60.4
Top Speed [km/h]	66.9	70.8	68.6	66.4	63.2
Avg. Dist. to Rail [m]	6.4	3.6	3.3	8.6	9.8
Avg. Stride Freq. [Hz]	2.3	2.4	2.4	2.4	2.3
Avg. Stride Length [m]	6.2	7.9	7.9	7.5	7.3



- [] Ranking at each section and finish
- .-.- No data available at this section
- NA No data available



Ladbrokes Cannon Park QLD Professional

Race 6: LADBROKES CAIRNS AMATEUR SPRINT - 1400m

14 September 2024 - 16:30



Track Rating: Soft 5, Weather: Overcast, Rail Position: True

Section		Overall	1200m	1000m	800m	600m	400m	Last 600m				
Field Times		1:22.56 (0:13.86)	1:08.70 (0:10.40)	0:58.30 (0:11.39)	0:46.91 (0:11.40)	0:35.51 (0:11.83)	0:23.68 (0:11.82)	0:35.51				
Rank	TAB Horse/Jockey	Barrier	Top Speed [km/h]	Fastest Section							Distance Travelled [m]	
1	11 PRIME RULER Sean Cormack	4	70.9 1200m	0:10.37 1200m	1:22.56 [1] (0:14.16)	1:08.40 [5] (0:10.37)	0:58.03 [5] (0:11.41)	0:46.62 [6] (0:11.45)	0:35.17 [6] (0:11.73)	0:23.44 [5] (0:11.58)	0:35.17	
2	1 SMART IMAGE Ashley Butler	1	70.9 1200m	0:10.31 1200m	1:22.58 [2] (0:14.13)	1:08.45 [4] (0:10.31)	0:58.14 [4] (0:11.46)	0:46.68 [5] (0:11.42)	0:35.26 [4] (0:11.77)	0:23.49 [4] (0:11.62)	0:35.26	-10
3	3 SPEED LEGEND Lacey Morrison	13	70.8 Overall	0:10.46 1200m	1:22.72 [3] (0:14.61)	1:08.11 [11] (0:10.46)	0:57.65 [11] (0:11.39)	0:46.26 [11] (0:11.37)	0:34.89 [10] (0:11.66)	0:23.23 [11] (0:11.70)	0:34.89	+3
4	2 MONTENEGRO MAN Justin Huxtable	8	71.2 1200m	0:10.40 1200m	1:22.74 [4] (0:14.27)	1:08.47 [6] (0:10.40)	0:58.07 [7] (0:11.46)	0:46.61 [7] (0:11.55)	0:35.06 [8] (0:11.78)	0:23.28 [10] (0:11.59)	0:35.06	+4
5	5 CONSTANT FLIGHT Georgina Cartwright	11	71.6 1200m	0:10.37 1200m	1:22.78 [5] (0:13.89)	1:08.89 [2] (0:10.37)	0:58.52 [2] (0:11.57)	0:46.95 [3] (0:11.50)	0:35.45 [5] (0:11.81)	0:23.64 [6] (0:11.77)	0:35.45	-3
6	13 TURBEAU Nathan Thomas	9	70.7 1200m	0:10.43 1200m	1:22.83 [6] (0:14.55)	1:08.28 [10] (0:10.43)	0:57.85 [10] (0:11.47)	0:46.38 [10] (0:11.36)	0:35.02 [9] (0:11.62)	0:23.40 [9] (0:11.65)	0:35.02	-6
7	4 FULL RECOGNITION Ryan Wiggins	10	70.6 1200m	0:10.41 1200m	1:23.20 [7] (0:14.95)	1:08.25 [13] (0:10.41)	0:57.84 [13] (0:11.34)	0:46.50 [12] (0:11.45)	0:35.05 [12] (0:11.52)	0:23.53 [12] (0:11.53)	0:35.05	+0
8	12 SUCH A WHIT Jason Taylor	5	69.6 1200m	0:10.46 1200m	1:23.39 [8] (0:14.84)	1:08.55 [12] (0:10.46)	0:58.09 [12] (0:11.51)	0:46.58 [13] (0:11.53)	0:35.05 [13] (0:11.42)	0:23.63 [13] (0:11.79)	0:35.05	-6
9	10 GULF OF LION Jackson Murphy	6	69.9 1200m	0:10.41 1200m	1:23.46 [9] (0:14.33)	1:09.13 [7] (0:10.41)	0:58.72 [8] (0:11.48)	0:47.24 [8] (0:11.37)	0:35.87 [7] (0:11.66)	0:24.21 [7] (0:11.79)	0:35.87	-4
10	7 GO GETABOY Tyler Leslight	2	70.9 1200m	0:10.34 1200m	1:23.51 [10] (0:13.92)	1:09.59 [3] (0:10.34)	0:59.25 [1] (0:11.45)	0:47.80 [2] (0:11.34)	0:36.46 [1] (0:11.83)	0:24.63 [1] (0:11.99)	0:36.46	-7

[] Ranking at each section and finish
 -:-:- No data available at this section
 NA No data available

SCN Saddle cloth number
 DNF Did not finish
 DNT Did not track



Ladbrokes Cannon Park QLD Professional

Race 6: LADBROKES CAIRNS AMATEUR SPRINT - 1400m

14 September 2024 - 16:30



Track Rating: Soft 5, Weather: Overcast, Rail Position: True

Section		Overall	1200m	1000m	800m	600m	400m	Last 600m				
Field Times		1:22.56 (0:13.86)	1:08.70 (0:10.40)	0:58.30 (0:11.39)	0:46.91 (0:11.40)	0:35.51 (0:11.83)	0:23.68 (0:11.82)	0:35.51				
Rank	TAB Horse/Jockey	Barrier	Top Speed [km/h]	Fastest Section	Distance Travelled [m]							
11	6 BRILLIANT MIND Chris Whiteley	12	70.9 1200m	0:10.22 1200m	1:23.61 [11] (0:14.35)	1:09.26 [8] (0:10.22)	0:59.04 [6] (0:11.08)	0:47.96 [1] (0:11.60)	0:36.36 [2] (0:11.63)	0:24.73 [2] (0:11.92)	0:36.36	-4
12	8 BRAVE MASO Adrian Layt	7	70.6 1200m	0:10.36 1200m	1:23.70 [12] (0:14.53)	1:09.17 [9] (0:10.36)	0:58.81 [9] (0:11.54)	0:47.27 [9] (0:11.47)	0:35.80 [11] (0:11.49)	0:24.31 [8] (0:11.72)	0:35.80	-11
13	9 FOR VALOUR Scott Sheargold	3	70.6 1200m	0:10.51 1200m	1:24.17 [13] (0:13.86)	1:10.31 [1] (0:10.51)	0:59.80 [3] (0:11.48)	0:48.32 [4] (0:11.47)	0:36.85 [3] (0:11.59)	0:25.26 [3] (0:12.05)	0:36.85	-6



Ladbrokes Cannon Park QLD Professional

Race 6: LADBROKES CAIRNS AMATEUR SPRINT - 1400m

14 September 2024 - 16:30



Track Rating: Soft 5, Weather: Overcast, Rail Position: True

Section				200m				Last 600m	
Field Times				0:11.86 (0:11.86)				0:35.51	
Rank	TAB	Horse/Jockey	Barrier	Top Speed [km/h]	Fastest Section	Margin			Distance Travelled [m]
1	11	PRIME RULER Sean Cormack	4	70.9 1200m	0:10.37 1200m	0:11.86 [1] (0:11.86)	1:22.56		0:35.17
2	1	SMART IMAGE Ashley Butler	1	70.9 1200m	0:10.31 1200m	0:11.87 [2] (0:11.87)	0.11L		0:35.26 -10
3	3	SPEED LEGEND Lacey Morrison	13	70.8 Overall	0:10.46 1200m	0:11.53 [11] (0:11.53)	0.92L		0:34.89 +3
4	2	MONTENEGRO MAN Justin Huxtable	8	71.2 1200m	0:10.40 1200m	0:11.69 [8] (0:11.69)	1.03L		0:35.06 +4
5	5	CONSTANT FLIGHT Georgina Cartwright	11	71.6 1200m	0:10.37 1200m	0:11.87 [5] (0:11.87)	1.25L		0:35.45 -3
6	13	TURBEAU Nathan Thomas	9	70.7 1200m	0:10.43 1200m	0:11.75 [9] (0:11.75)	1.56L		0:35.02 -6
7	4	FULL RECOGNITION Ryan Wiggins	10	70.6 1200m	0:10.41 1200m	0:12.00 [12] (0:12.00)	3.76L		0:35.05 +0
8	12	SUCH A WHIT Jason Taylor	5	69.6 1200m	0:10.46 1200m	0:11.84 [13] (0:11.84)	4.87L		0:35.05 -6
9	10	GULF OF LION Jackson Murphy	6	69.9 1200m	0:10.41 1200m	0:12.42 [7] (0:12.42)	5.26L		0:35.87 -4
10	7	GO GETABOY Tyler Leslight	2	70.9 1200m	0:10.34 1200m	0:12.64 [4] (0:12.64)	5.56L		0:36.46 -7

[] Ranking at each section and finish
 -:-:- No data available at this section
 NA No data available

SCN Saddle cloth number
 DNF Did not finish
 DNT Did not track



Ladbrokes Cannon Park QLD Professional

Race 6: LADBROKES CAIRNS AMATEUR SPRINT - 1400m

14 September 2024 - 16:30



Track Rating: Soft 5, Weather: Overcast, Rail Position: True

Section							200m			Last 600m
Field Times							0:11.86			0:35.51
							(0:11.86)			
Rank	TAB	Horse/Jockey	Barrier	Top Speed [km/h]	Fastest Section	Margin			Distance Travelled [m]	
11	6	BRILLIANT MIND	12	70.9	0:10.22	0:12.81 [3]	6.16L		0:36.36	-4
		Chris Whiteley		1200m	1200m	(0:12.81)				
12	8	BRAVE MASO	7	70.6	0:10.36	0:12.59 [10]	6.67L		0:35.80	-11
		Adrian Layt		1200m	1200m	(0:12.59)				
13	9	FOR VALOUR	3	70.6	0:10.51	0:13.21 [6]	9.47L		0:36.85	-6
		Scott Sheargold		1200m	1200m	(0:13.21)				



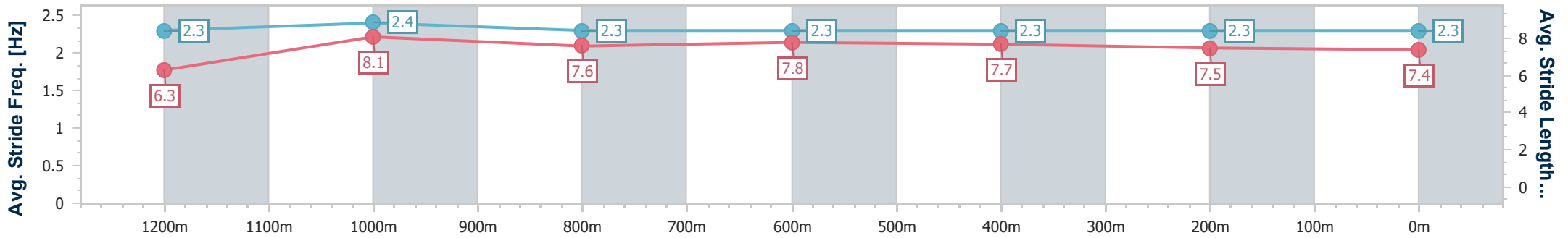
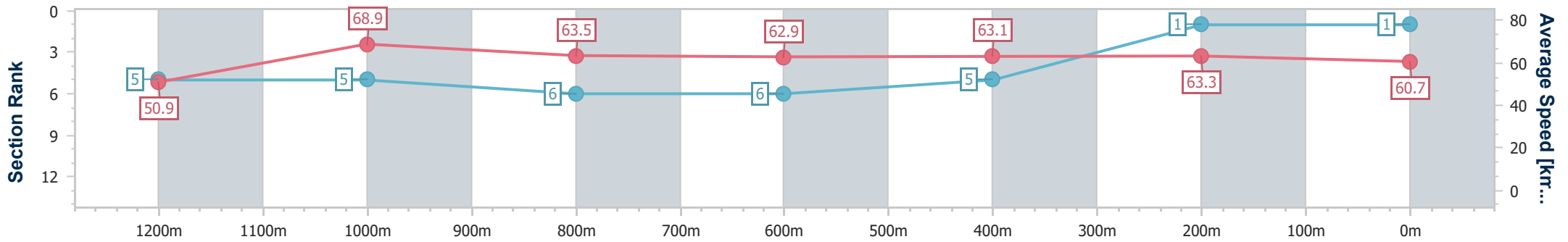
Horse/Jockey Name	Prime Ruler
Final Rank	1
Fastest Section Time (Section)	0:10.37 (1200m)
Top Speed [km/h] (Section)	70.9 (1200m)
Race State	Finished



Ladbroke's Cannon Park QLD Professional
 Race 6: LADBROKES CAIRNS AMATEUR SPRINT - 1400m
 14 September 2024 - 16:30
 Track Rating: Soft 5, Weather: Overcast, Rail Position: True



Section	Overall	1200m	1000m	800m	600m	400m	200m
Section Times	1:22.56 [1] (0:14.16)	1:08.40 [5] (0:10.37)	0:58.03 [5] (0:11.41)	0:46.62 [6] (0:11.45)	0:35.17 [6] (0:11.73)	0:23.44 [5] (0:11.58)	0:11.86 [1] (0:11.86)
Average Speed [km/h]	50.9	68.9	63.5	62.9	63.1	63.3	60.7
Top Speed [km/h]	70.3	70.9	66.0	64.8	64.5	64.6	62.4
Avg. Dist. to Rail [m]	3.3	1.7	1.8	4.0	4.1	7.0	7.3
Avg. Stride Freq. [Hz]	2.3	2.4	2.3	2.3	2.3	2.3	2.3
Avg. Stride Length [m]	6.3	8.1	7.6	7.8	7.7	7.5	7.4



- [] Ranking at each section and finish
- .-.- No data available at this section
- NA No data available



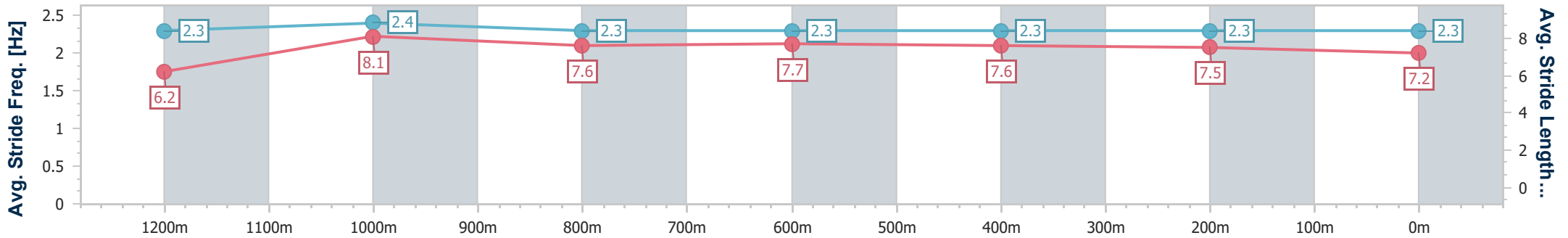
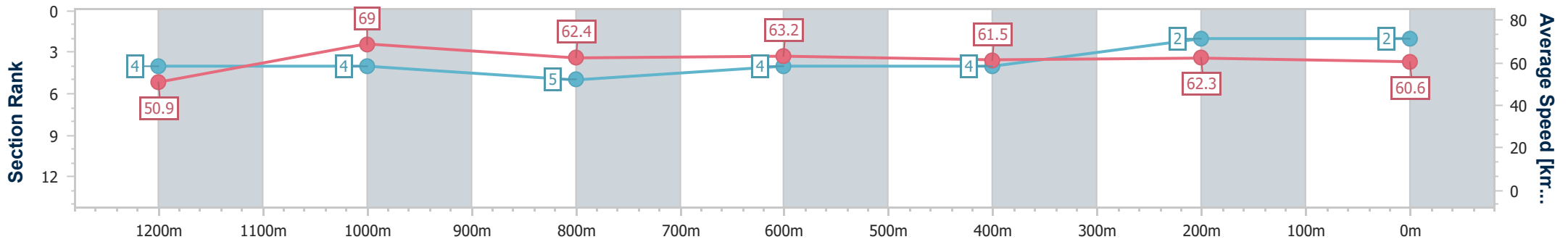
Horse/Jockey Name	Smart Image
Final Rank	2
Fastest Section Time (Section)	0:10.31 (1200m)
Top Speed [km/h] (Section)	70.9 (1200m)
Race State	Finished



Ladbroke's Cannon Park QLD Professional
 Race 6: LADBROKES CAIRNS AMATEUR SPRINT - 1400m
 14 September 2024 - 16:30
 Track Rating: Soft 5, Weather: Overcast, Rail Position: True



Section	Overall	1200m	1000m	800m	600m	400m	200m
Section Times	1:22.58 [2] (0:14.13)	1:08.45 [4] (0:10.31)	0:58.14 [4] (0:11.46)	0:46.68 [5] (0:11.42)	0:35.26 [4] (0:11.77)	0:23.49 [4] (0:11.62)	0:11.87 [2] (0:11.87)
Average Speed [km/h]	50.9	69.0	62.4	63.2	61.5	62.3	60.6
Top Speed [km/h]	70.2	70.9	65.8	64.4	62.4	63.4	62.8
Avg. Dist. to Rail [m]	4.3	3.9	1.6	1.2	1.0	3.6	7.2
Avg. Stride Freq. [Hz]	2.3	2.4	2.3	2.3	2.3	2.3	2.3
Avg. Stride Length [m]	6.2	8.1	7.6	7.7	7.6	7.5	7.2



- [] Ranking at each section and finish
- .-.- No data available at this section
- NA No data available



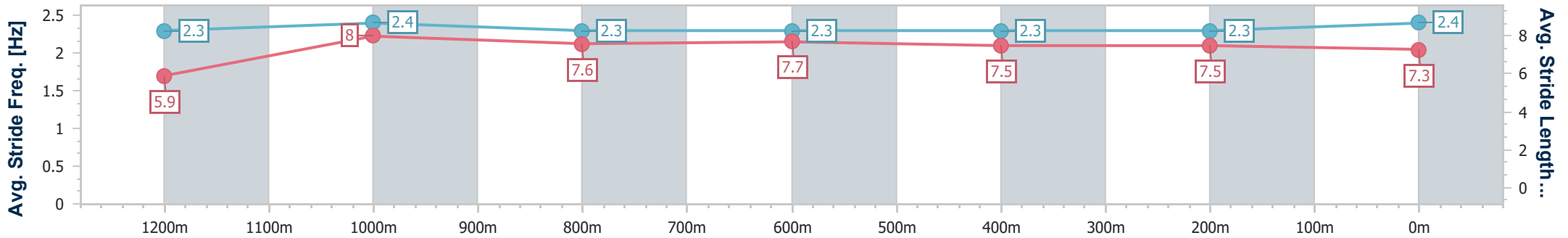
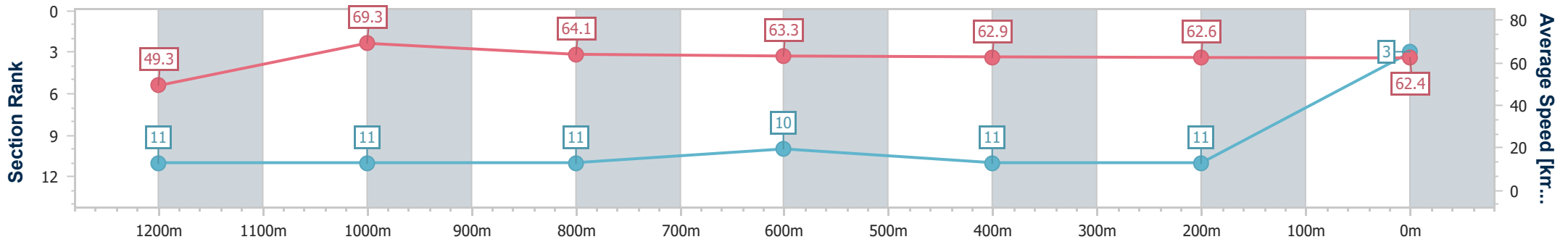
Horse/Jockey Name	Speed Legend
Final Rank	3
Fastest Section Time (Section)	0:10.46 (1200m)
Top Speed [km/h] (Section)	70.8 (Overall)
Race State	Finished



Ladbrokes Cannon Park QLD Professional
 Race 6: LADBROKES CAIRNS AMATEUR SPRINT - 1400m
 14 September 2024 - 16:30
 Track Rating: Soft 5, Weather: Overcast, Rail Position: True



Section	Overall	1200m	1000m	800m	600m	400m	200m
Section Times	1:22.72 [3] (0:14.61)	1:08.11 [11] (0:10.46)	0:57.65 [11] (0:11.39)	0:46.26 [11] (0:11.37)	0:34.89 [10] (0:11.66)	0:23.23 [11] (0:11.70)	0:11.53 [11] (0:11.53)
Average Speed [km/h]	49.3	69.3	64.1	63.3	62.9	62.6	62.4
Top Speed [km/h]	70.8	70.8	66.7	65.1	64.2	63.6	64.1
Avg. Dist. to Rail [m]	6.8	1.0	2.6	2.8	3.5	6.7	11.3
Avg. Stride Freq. [Hz]	2.3	2.4	2.3	2.3	2.3	2.3	2.4
Avg. Stride Length [m]	5.9	8.0	7.6	7.7	7.5	7.5	7.3



- [] Ranking at each section and finish
- .-.- No data available at this section
- NA No data available



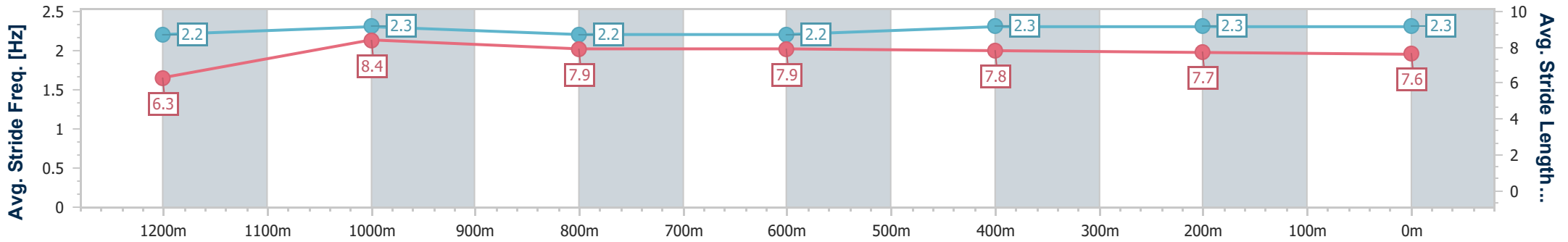
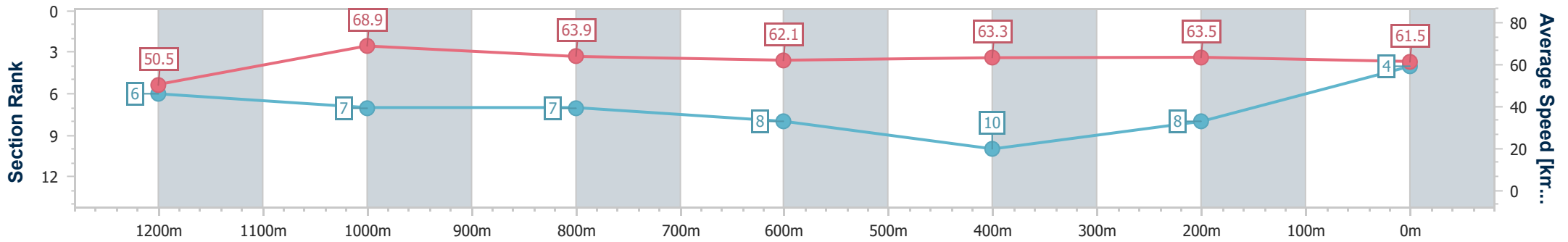
Horse/Jockey Name	Montenegro Man
Final Rank	4
Fastest Section Time (Section)	0:10.40 (1200m)
Top Speed [km/h] (Section)	71.2 (1200m)
Race State	Finished



Ladbroke's Cannon Park QLD Professional
 Race 6: LADBROKES CAIRNS AMATEUR SPRINT - 1400m
 14 September 2024 - 16:30
 Track Rating: Soft 5, Weather: Overcast, Rail Position: True



Section	Overall	1200m	1000m	800m	600m	400m	200m
Section Times	1:22.74 [4] (0:14.27)	1:08.47 [6] (0:10.40)	0:58.07 [7] (0:11.46)	0:46.61 [7] (0:11.55)	0:35.06 [8] (0:11.78)	0:23.28 [10] (0:11.59)	0:11.69 [8] (0:11.69)
Average Speed [km/h]	50.5	68.9	63.9	62.1	63.3	63.5	61.5
Top Speed [km/h]	70.9	71.2	66.1	63.3	64.5	64.7	63.5
Avg. Dist. to Rail [m]	2.8	2.2	3.4	4.3	5.1	9.0	9.5
Avg. Stride Freq. [Hz]	2.2	2.3	2.2	2.2	2.3	2.3	2.3
Avg. Stride Length [m]	6.3	8.4	7.9	7.9	7.8	7.7	7.6



- [] Ranking at each section and finish
- .-.- No data available at this section
- NA No data available



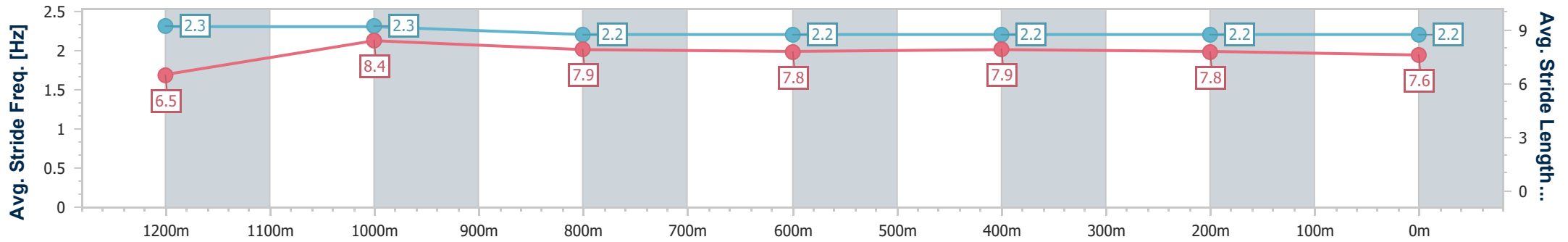
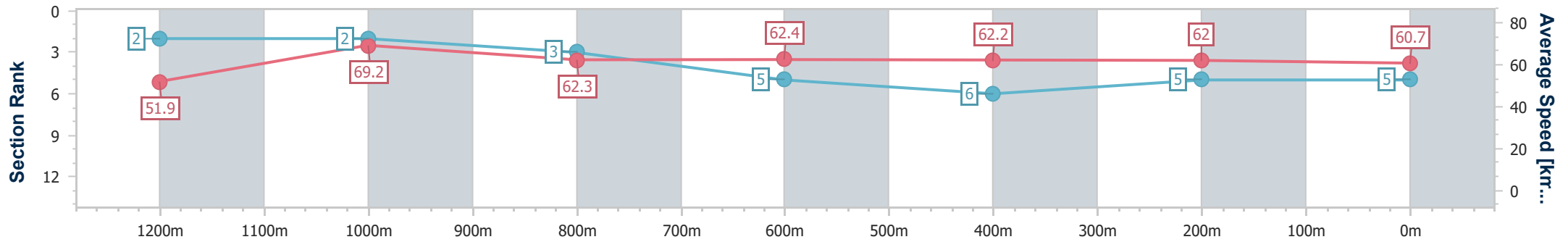
Horse/Jockey Name	Constant Flight
Final Rank	5
Fastest Section Time (Section)	0:10.37 (1200m)
Top Speed [km/h] (Section)	71.6 (1200m)
Race State	Finished



Ladbroke's Cannon Park QLD Professional
 Race 6: LADBROKES CAIRNS AMATEUR SPRINT - 1400m
 14 September 2024 - 16:30
 Track Rating: Soft 5, Weather: Overcast, Rail Position: True



Section	Overall	1200m	1000m	800m	600m	400m	200m
Section Times	1:22.78 [5] (0:13.89)	1:08.89 [2] (0:10.37)	0:58.52 [2] (0:11.57)	0:46.95 [3] (0:11.50)	0:35.45 [5] (0:11.81)	0:23.64 [6] (0:11.77)	0:11.87 [5] (0:11.87)
Average Speed [km/h]	51.9	69.2	62.3	62.4	62.2	62.0	60.7
Top Speed [km/h]	69.8	71.6	64.5	63.4	62.8	63.0	62.4
Avg. Dist. to Rail [m]	5.1	1.1	1.3	2.1	2.4	6.3	6.3
Avg. Stride Freq. [Hz]	2.3	2.3	2.2	2.2	2.2	2.2	2.2
Avg. Stride Length [m]	6.5	8.4	7.9	7.8	7.9	7.8	7.6



- [] Ranking at each section and finish
- .-.- No data available at this section
- NA No data available



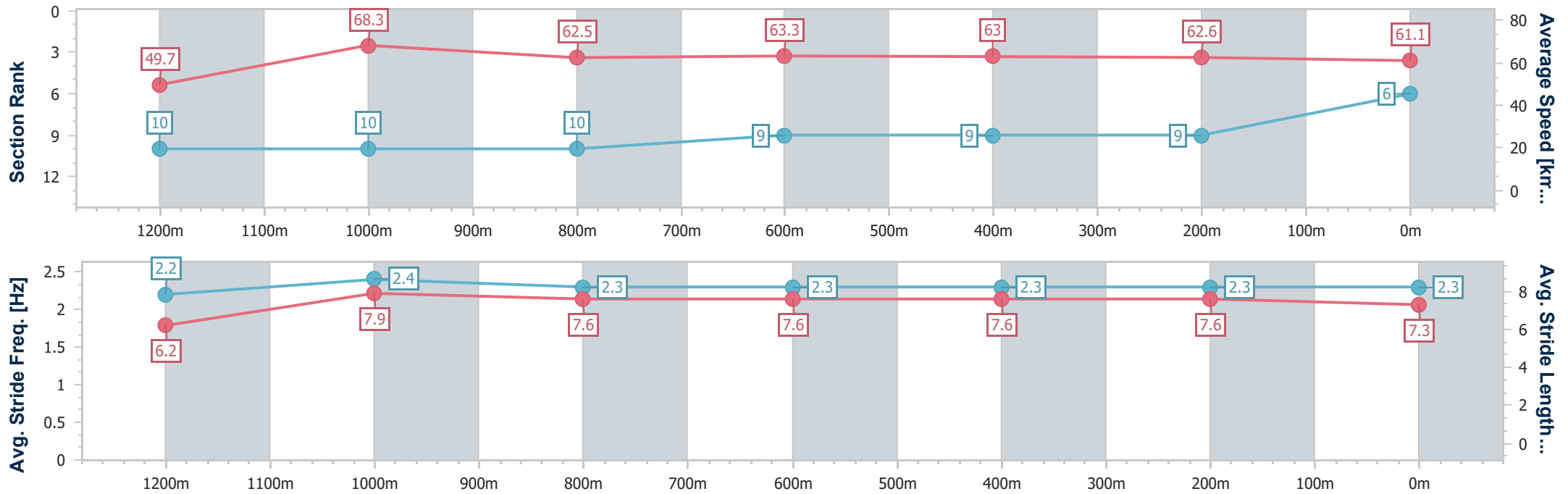
Horse/Jockey Name	Turbeau
Final Rank	6
Fastest Section Time (Section)	0:10.43 (1200m)
Top Speed [km/h] (Section)	70.7 (1200m)
Race State	Finished



Ladbroke's Cannon Park QLD Professional
 Race 6: LADBROKES CAIRNS AMATEUR SPRINT - 1400m
 14 September 2024 - 16:30
 Track Rating: Soft 5, Weather: Overcast, Rail Position: True



Section	Overall	1200m	1000m	800m	600m	400m	200m
Section Times	1:22.83 [6] (0:14.55)	1:08.28 [10] (0:10.43)	0:57.85 [10] (0:11.47)	0:46.38 [10] (0:11.36)	0:35.02 [9] (0:11.62)	0:23.40 [9] (0:11.65)	0:11.75 [9] (0:11.75)
Average Speed [km/h]	49.7	68.3	62.5	63.3	63.0	62.6	61.1
Top Speed [km/h]	70.7	70.7	67.0	64.2	63.9	63.1	62.0
Avg. Dist. to Rail [m]	5.5	1.4	1.2	1.2	2.1	6.0	8.1
Avg. Stride Freq. [Hz]	2.2	2.4	2.3	2.3	2.3	2.3	2.3
Avg. Stride Length [m]	6.2	7.9	7.6	7.6	7.6	7.6	7.3



- [] Ranking at each section and finish
- .-.- No data available at this section
- NA No data available



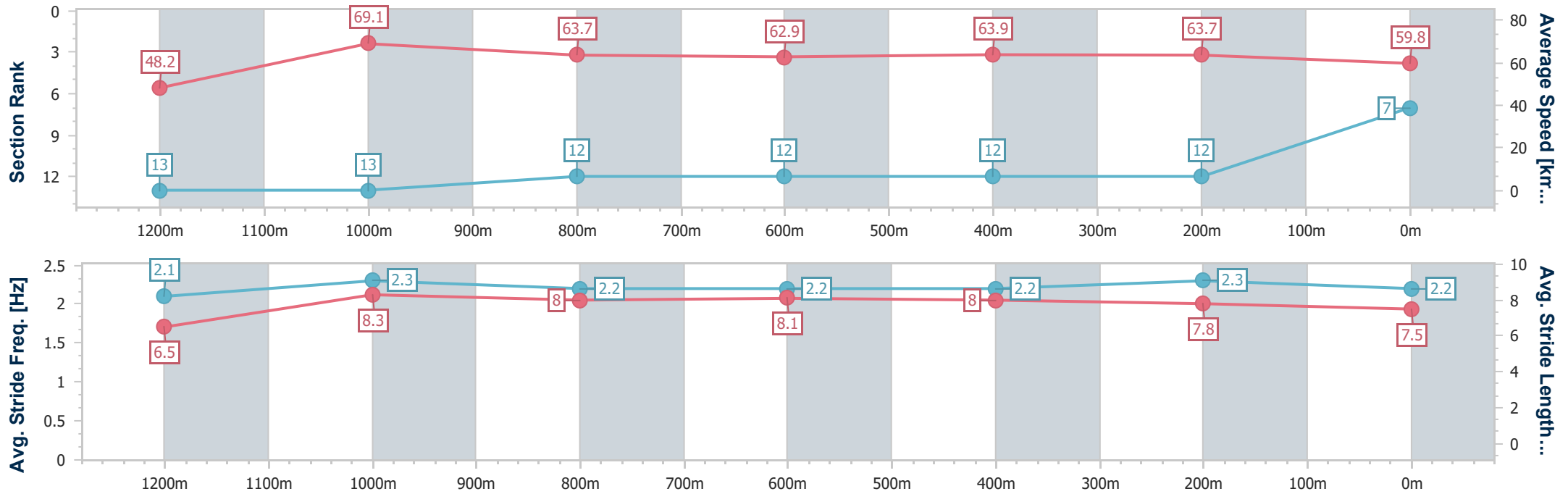
Horse/Jockey Name	Full Recognition
Final Rank	7
Fastest Section Time (Section)	0:10.41 (1200m)
Top Speed [km/h] (Section)	70.6 (1200m)
Race State	Finished



Ladbroke's Cannon Park QLD Professional
 Race 6: LADBROKES CAIRNS AMATEUR SPRINT - 1400m
 14 September 2024 - 16:30
 Track Rating: Soft 5, Weather: Overcast, Rail Position: True



Section	Overall	1200m	1000m	800m	600m	400m	200m
Section Times	1:23.20 [7] (0:14.95)	1:08.25 [13] (0:10.41)	0:57.84 [13] (0:11.34)	0:46.50 [12] (0:11.45)	0:35.05 [12] (0:11.52)	0:23.53 [12] (0:11.53)	0:12.00 [12] (0:12.00)
Average Speed [km/h]	48.2	69.1	63.7	62.9	63.9	63.7	59.8
Top Speed [km/h]	69.7	70.6	67.5	64.1	64.8	64.7	63.5
Avg. Dist. to Rail [m]	5.7	0.5	0.8	2.0	3.4	8.2	9.9
Avg. Stride Freq. [Hz]	2.1	2.3	2.2	2.2	2.2	2.3	2.2
Avg. Stride Length [m]	6.5	8.3	8.0	8.1	8.0	7.8	7.5



- [] Ranking at each section and finish
- .-.- No data available at this section
- NA No data available



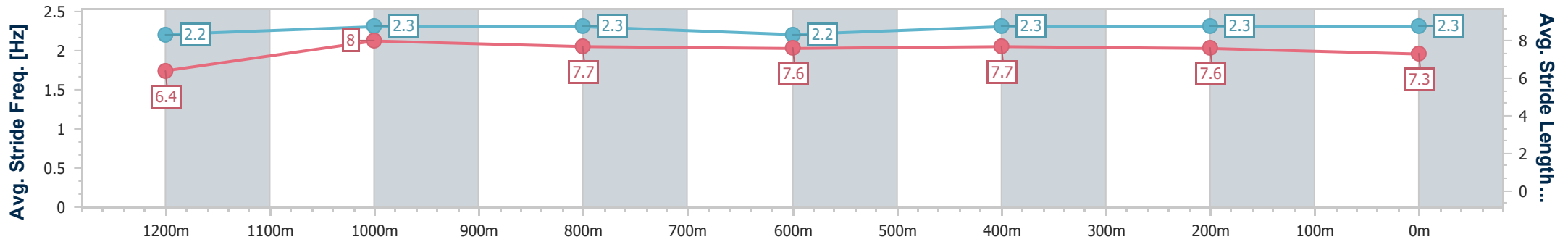
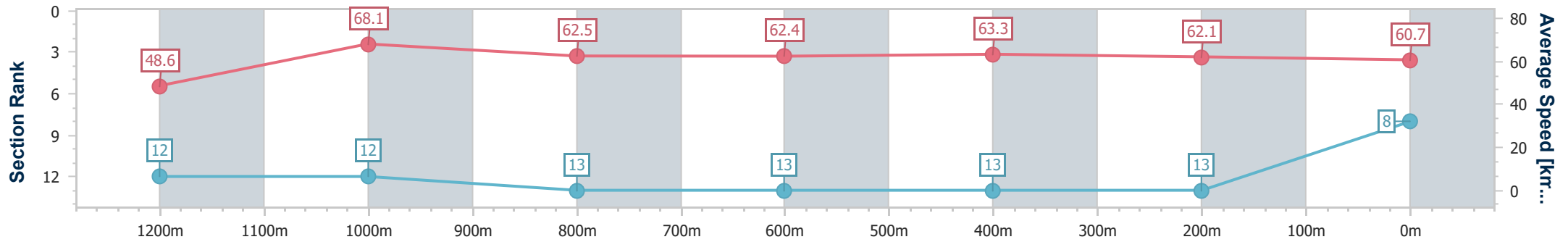
Horse/Jockey Name	Such A Whit
Final Rank	8
Fastest Section Time (Section)	0:10.46 (1200m)
Top Speed [km/h] (Section)	69.6 (1200m)
Race State	Finished



Ladbrokes Cannon Park QLD Professional
 Race 6: LADBROKES CAIRNS AMATEUR SPRINT - 1400m
 14 September 2024 - 16:30
 Track Rating: Soft 5, Weather: Overcast, Rail Position: True



Section	Overall	1200m	1000m	800m	600m	400m	200m
Section Times	1:23.39 [8] (0:14.84)	1:08.55 [12] (0:10.46)	0:58.09 [12] (0:11.51)	0:46.58 [13] (0:11.53)	0:35.05 [13] (0:11.42)	0:23.63 [13] (0:11.79)	0:11.84 [13] (0:11.84)
Average Speed [km/h]	48.6	68.1	62.5	62.4	63.3	62.1	60.7
Top Speed [km/h]	68.2	69.6	66.3	65.0	64.8	63.6	62.3
Avg. Dist. to Rail [m]	3.5	2.5	1.3	1.0	1.7	6.9	9.6
Avg. Stride Freq. [Hz]	2.2	2.3	2.3	2.2	2.3	2.3	2.3
Avg. Stride Length [m]	6.4	8.0	7.7	7.6	7.7	7.6	7.3



- [] Ranking at each section and finish
- .-.- No data available at this section
- NA No data available



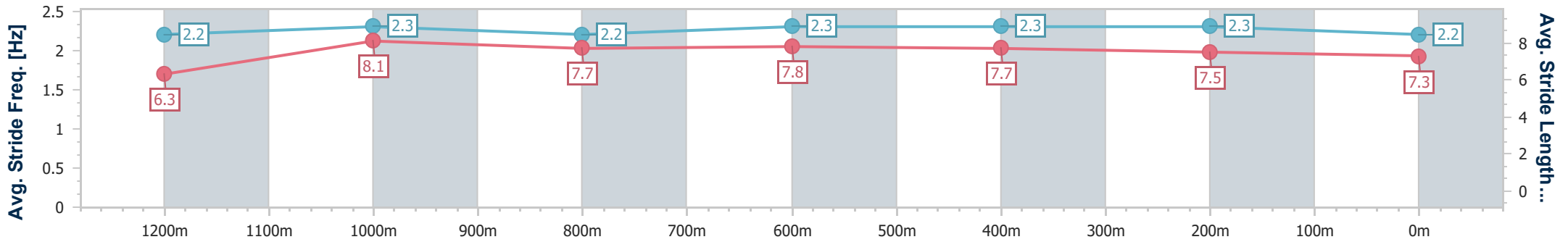
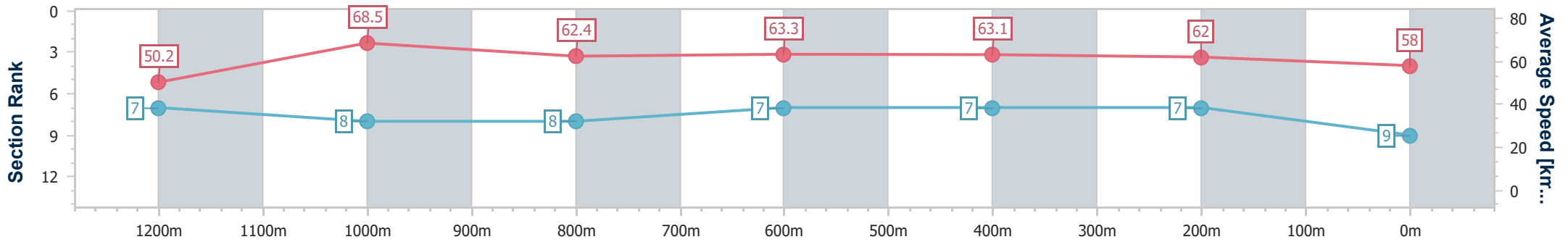
Horse/Jockey Name	Gulf Of Lion
Final Rank	9
Fastest Section Time (Section)	0:10.41 (1200m)
Top Speed [km/h] (Section)	69.9 (1200m)
Race State	Finished



Ladbroke's Cannon Park QLD Professional
 Race 6: LADBROKES CAIRNS AMATEUR SPRINT - 1400m
 14 September 2024 - 16:30
 Track Rating: Soft 5, Weather: Overcast, Rail Position: True



Section	Overall	1200m	1000m	800m	600m	400m	200m
Section Times	1:23.46 [9] (0:14.33)	1:09.13 [7] (0:10.41)	0:58.72 [8] (0:11.48)	0:47.24 [8] (0:11.37)	0:35.87 [7] (0:11.66)	0:24.21 [7] (0:11.79)	0:12.42 [7] (0:12.42)
Average Speed [km/h]	50.2	68.5	62.4	63.3	63.1	62.0	58.0
Top Speed [km/h]	69.0	69.9	66.3	63.8	63.4	63.2	61.4
Avg. Dist. to Rail [m]	3.4	3.2	1.5	1.9	2.7	8.4	10.8
Avg. Stride Freq. [Hz]	2.2	2.3	2.2	2.3	2.3	2.3	2.2
Avg. Stride Length [m]	6.3	8.1	7.7	7.8	7.7	7.5	7.3



- [] Ranking at each section and finish
- .-.- No data available at this section
- NA No data available



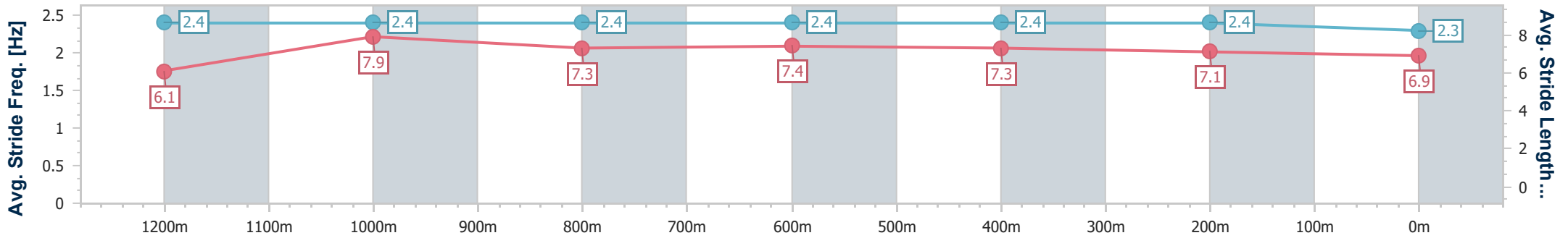
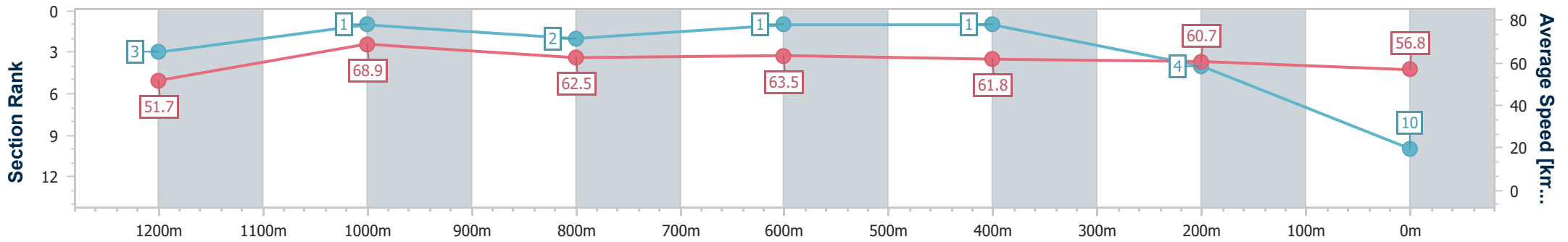
Horse/Jockey Name	Go Getaboy
Final Rank	10
Fastest Section Time (Section)	0:10.34 (1200m)
Top Speed [km/h] (Section)	70.9 (1200m)
Race State	Finished



Ladbroke's Cannon Park QLD Professional
 Race 6: LADBROKES CAIRNS AMATEUR SPRINT - 1400m
 14 September 2024 - 16:30
 Track Rating: Soft 5, Weather: Overcast, Rail Position: True



Section	Overall	1200m	1000m	800m	600m	400m	200m
Section Times	1:23.51 [10] (0:13.92)	1:09.59 [3] (0:10.34)	0:59.25 [1] (0:11.45)	0:47.80 [2] (0:11.34)	0:36.46 [1] (0:11.83)	0:24.63 [1] (0:11.99)	0:12.64 [4] (0:12.64)
Average Speed [km/h]	51.7	68.9	62.5	63.5	61.8	60.7	56.8
Top Speed [km/h]	70.4	70.9	64.7	64.5	63.1	61.5	59.7
Avg. Dist. to Rail [m]	2.8	2.3	1.6	1.3	2.3	3.7	5.4
Avg. Stride Freq. [Hz]	2.4	2.4	2.4	2.4	2.4	2.4	2.3
Avg. Stride Length [m]	6.1	7.9	7.3	7.4	7.3	7.1	6.9



- [] Ranking at each section and finish
- .-.- No data available at this section
- NA No data available



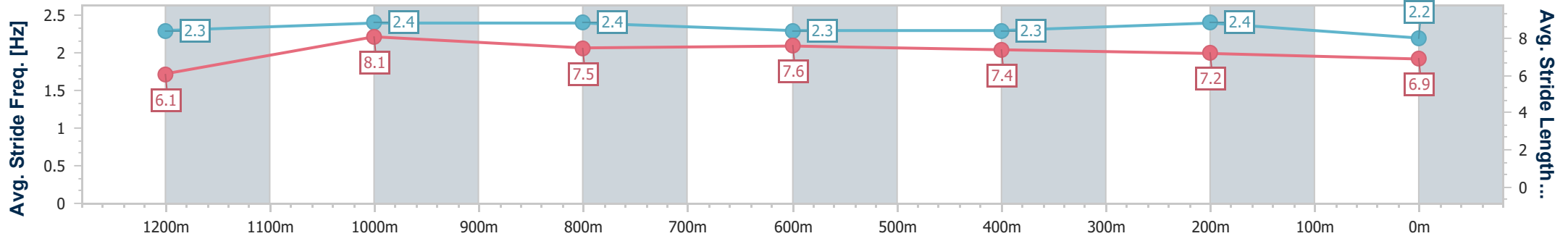
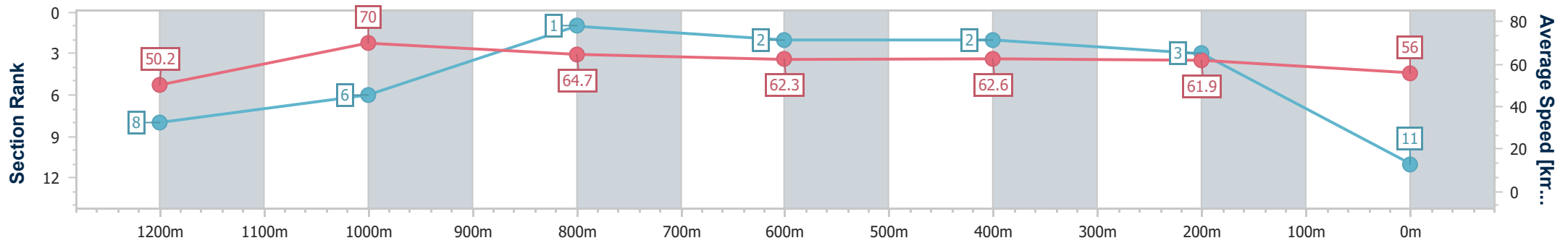
Horse/Jockey Name	Brilliant Mind
Final Rank	11
Fastest Section Time (Section)	0:10.22 (1200m)
Top Speed [km/h] (Section)	70.9 (1200m)
Race State	Finished



Ladbroke's Cannon Park QLD Professional
 Race 6: LADBROKES CAIRNS AMATEUR SPRINT - 1400m
 14 September 2024 - 16:30
 Track Rating: Soft 5, Weather: Overcast, Rail Position: True



Section	Overall	1200m	1000m	800m	600m	400m	200m
Section Times	1:23.61 [11] (0:14.35)	1:09.26 [8] (0:10.22)	0:59.04 [6] (0:11.08)	0:47.96 [1] (0:11.60)	0:36.36 [2] (0:11.63)	0:24.73 [2] (0:11.92)	0:12.81 [3] (0:12.81)
Average Speed [km/h]	50.2	70.0	64.7	62.3	62.6	61.9	56.0
Top Speed [km/h]	70.6	70.9	67.0	63.7	64.2	63.3	59.0
Avg. Dist. to Rail [m]	7.0	1.0	1.3	1.4	2.0	8.0	8.3
Avg. Stride Freq. [Hz]	2.3	2.4	2.4	2.3	2.3	2.4	2.2
Avg. Stride Length [m]	6.1	8.1	7.5	7.6	7.4	7.2	6.9



- [] Ranking at each section and finish
- .-.- No data available at this section
- NA No data available



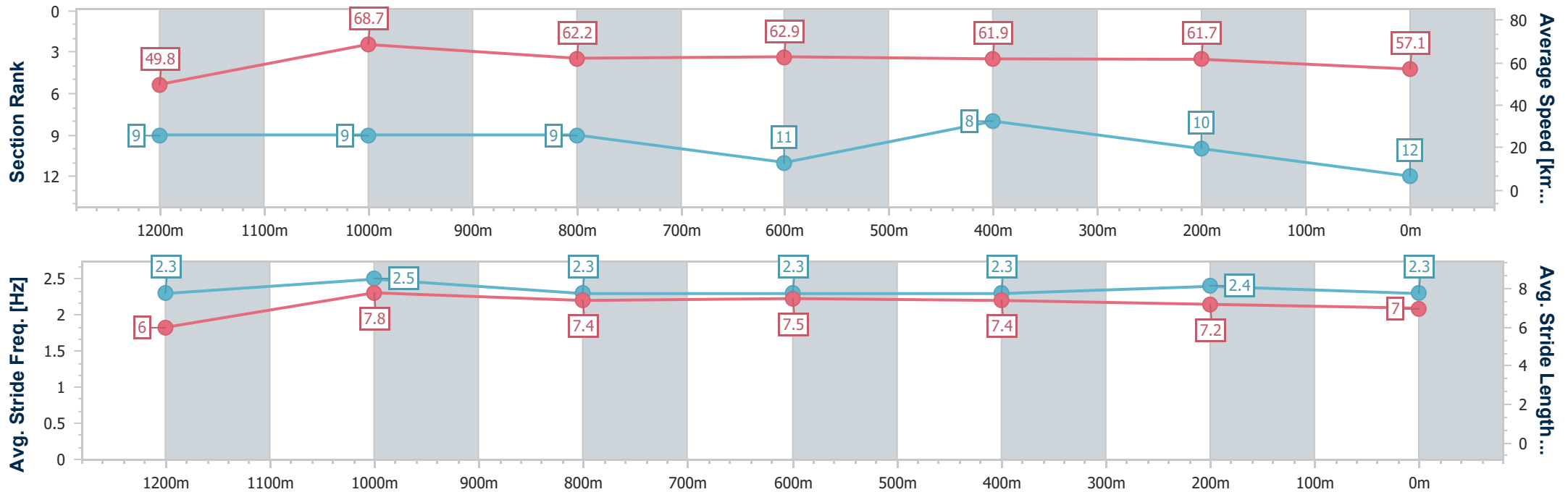
Horse/Jockey Name	Brave Maso
Final Rank	12
Fastest Section Time (Section)	0:10.36 (1200m)
Top Speed [km/h] (Section)	70.6 (1200m)
Race State	Finished



Ladbroke's Cannon Park QLD Professional
 Race 6: LADBROKES CAIRNS AMATEUR SPRINT - 1400m
 14 September 2024 - 16:30
 Track Rating: Soft 5, Weather: Overcast, Rail Position: True



Section	Overall	1200m	1000m	800m	600m	400m	200m
Section Times	1:23.70 [12] (0:14.53)	1:09.17 [9] (0:10.36)	0:58.81 [9] (0:11.54)	0:47.27 [9] (0:11.47)	0:35.80 [11] (0:11.49)	0:24.31 [8] (0:11.72)	0:12.59 [10] (0:12.59)
Average Speed [km/h]	49.8	68.7	62.2	62.9	61.9	61.7	57.1
Top Speed [km/h]	70.4	70.6	67.7	64.2	64.2	62.8	61.6
Avg. Dist. to Rail [m]	4.6	2.3	1.2	1.0	1.6	1.6	2.2
Avg. Stride Freq. [Hz]	2.3	2.5	2.3	2.3	2.3	2.4	2.3
Avg. Stride Length [m]	6.0	7.8	7.4	7.5	7.4	7.2	7.0



- [] Ranking at each section and finish
- .-.- No data available at this section
- NA No data available



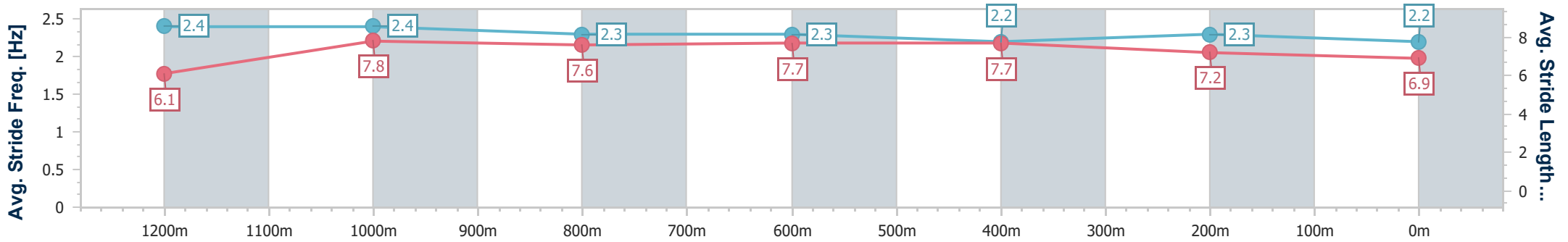
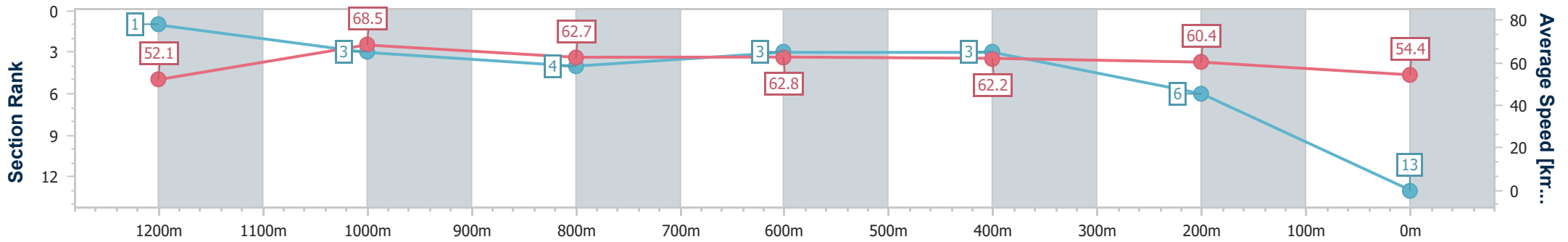
Horse/Jockey Name	For Valour
Final Rank	13
Fastest Section Time (Section)	0:10.51 (1200m)
Top Speed [km/h] (Section)	70.6 (1200m)
Race State	Finished



Ladbrokes Cannon Park QLD Professional
 Race 6: LADBROKES CAIRNS AMATEUR SPRINT - 1400m
 14 September 2024 - 16:30
 Track Rating: Soft 5, Weather: Overcast, Rail Position: True



Section	Overall	1200m	1000m	800m	600m	400m	200m
Section Times	1:24.17 [13] (0:13.86)	1:10.31 [1] (0:10.51)	0:59.80 [3] (0:11.48)	0:48.32 [4] (0:11.47)	0:36.85 [3] (0:11.59)	0:25.26 [3] (0:12.05)	0:13.21 [6] (0:13.21)
Average Speed [km/h]	52.1	68.5	62.7	62.8	62.2	60.4	54.4
Top Speed [km/h]	70.4	70.6	65.3	63.8	63.6	61.2	59.3
Avg. Dist. to Rail [m]	4.1	1.5	0.4	0.5	0.6	4.5	6.0
Avg. Stride Freq. [Hz]	2.4	2.4	2.3	2.3	2.2	2.3	2.2
Avg. Stride Length [m]	6.1	7.8	7.6	7.7	7.7	7.2	6.9



- [] Ranking at each section and finish
- .-.- No data available at this section
- NA No data available



Ladbrokes Cannon Park QLD Professional

Race 7: GREAT NORTHERN BREWING CO. CAIRNS AMATEUR CUP - 2100m

14 September 2024 - 17:04



Track Rating: Soft 5, Weather: Fine, Rail Position: True

Section	Overall	2000m	1800m	1600m	1400m	1200m	1000m	Last 600m						
Field Times	2:08.76 (0:08.14)	2:00.62 (0:12.23)	1:48.39 (0:12.12)	1:36.27 (0:12.45)	1:23.82 (0:12.02)	1:11.80 (0:11.88)	0:59.92 (0:12.00)	0:36.38						
Rank	TAB	Horse/Jockey	Barrier	Top Speed [km/h]	Fastest Section								Distance Travelled [m]	
1	6	CASHIN' CHEX Lacey Morrison	8	65.7 600m	0:08.93 Overall	2:08.76 [1] (0:08.93)	1:59.83 [10] (0:12.18)	1:47.65 [11] (0:12.63)	1:35.02 [11] (0:12.53)	1:22.49 [11] (0:11.95)	1:10.54 [12] (0:11.70)	0:58.84 [12] (0:11.88)	0:35.47	
2	4	MAHAGONI Georgina Cartwright	7	65.3 600m	0:08.96 Overall	2:09.06 [2] (0:08.96)	2:00.10 [12] (0:12.01)	1:48.09 [10] (0:12.46)	1:35.63 [8] (0:12.58)	1:23.05 [8] (0:11.98)	1:11.07 [9] (0:11.74)	0:59.33 [10] (0:12.09)	0:35.82	-10
3	5	MAGIC CONQUEROR Jackson Murphy	15	64.5 600m	0:08.14 Overall	2:09.12 [3] (0:08.14)	2:00.98 [1] (0:12.23)	1:48.75 [1] (0:12.60)	1:36.15 [4] (0:12.63)	1:23.52 [4] (0:11.96)	1:11.56 [5] (0:11.74)	0:59.82 [5] (0:12.00)	0:36.29	-4
4	7	FIFTH POSITION Sean Cormack	1	64.9 800m	0:08.56 Overall	2:09.16 [4] (0:08.56)	2:00.60 [4] (0:12.13)	1:48.47 [6] (0:12.54)	1:35.93 [6] (0:12.59)	1:23.34 [6] (0:11.87)	1:11.47 [6] (0:11.75)	0:59.72 [6] (0:12.08)	0:36.23	-7
5	2	MR MAESTRO Ryan Wiggins	6	64.4 600m	0:08.89 Overall	2:09.20 [5] (0:08.89)	2:00.31 [9] (0:11.52)	1:48.79 [2] (0:12.08)	1:36.71 [1] (0:12.45)	1:24.26 [1] (0:12.02)	1:12.24 [1] (0:11.88)	1:00.36 [1] (0:12.00)	0:36.82	-10
6	14	ARMOUR FORCE Nathan Thomas	10	66.4 600m	0:09.00 Overall	2:09.30 [6] (0:09.00)	2:00.30 [14] (0:12.36)	1:47.94 [12] (0:12.74)	1:35.20 [13] (0:12.50)	1:22.70 [13] (0:11.85)	1:10.85 [13] (0:11.68)	0:59.17 [13] (0:11.72)	0:36.02	-9
7	9	GALIFIANAKIS Chris Whiteley	16	65.0 600m	0:08.54 Overall	2:09.59 [7] (0:08.54)	2:01.05 [3] (0:12.10)	1:48.95 [5] (0:12.70)	1:36.25 [7] (0:12.46)	1:23.79 [5] (0:11.75)	1:12.04 [4] (0:11.57)	1:00.47 [4] (0:11.95)	0:37.05	+8
8	12	VADAMOS QUEEN Scott Sheargold	14	64.8 800m	0:08.78 Overall	2:09.69 [8] (0:08.78)	2:00.91 [7] (0:12.06)	1:48.85 [7] (0:11.97)	1:36.88 [3] (0:12.42)	1:24.46 [2] (0:12.03)	1:12.43 [3] (0:11.77)	1:00.66 [3] (0:12.04)	0:37.28	-9
9	13	TAVISTEEL Tyler Leslight	3	65.1 600m	0:08.80 Overall	2:09.75 [9] (0:08.80)	2:00.95 [8] (0:12.14)	1:48.81 [9] (0:12.55)	1:36.26 [9] (0:12.58)	1:23.68 [10] (0:12.00)	1:11.68 [10] (0:11.70)	0:59.98 [11] (0:11.94)	0:36.56	+0
10	1	THIRD REALM Pietro Romeo	5	64.5 800m	0:08.73 Overall	2:09.78 [10] (0:08.73)	2:01.05 [6] (0:12.13)	1:48.92 [8] (0:12.66)	1:36.26 [10] (0:12.52)	1:23.74 [9] (0:11.84)	1:11.90 [8] (0:11.57)	1:00.33 [7] (0:11.89)	0:36.92	+2

Scratched: Forgiato (#16), Two Smokin Barrels (#17), Knife's Edge (#15), Secret Location (#18)

[] Ranking at each section and finish
 -:-:- No data available at this section
 NA No data available

SCN Saddle cloth number
 DNF Did not finish
 DNT Did not track



Ladbrokes Cannon Park QLD Professional
Race 7: GREAT NORTHERN BREWING CO. CAIRNS AMATEUR CUP -
2100m
14 September 2024 - 17:04



Track Rating: Soft 5, Weather: Fine, Rail Position: True

Section		Overall	2000m	1800m	1600m	1400m	1200m	1000m	Last 600m
Field Times		2:08.76 (0:08.14)	2:00.62 (0:12.23)	1:48.39 (0:12.12)	1:36.27 (0:12.45)	1:23.82 (0:12.02)	1:11.80 (0:11.88)	0:59.92 (0:12.00)	0:36.38

Rank	TAB	Horse/Jockey	Barrier	Top Speed [km/h]	Fastest Section	Overall	2000m	1800m	1600m	1400m	1200m	1000m	Last 600m	Distance Travelled [m]
11	11	SAYL Jake Pracey-Holmes	13	63.6 800m	0:08.61 Overall	2:09.80 [11] (0:08.61)	2:01.19 [5] (0:11.89)	1:49.30 [3] (0:12.18)	1:37.12 [2] (0:12.57)	1:24.55 [3] (0:12.00)	1:12.55 [2] (0:11.76)	1:00.79 [2] (0:12.07)	0:37.17	+3
12	8	FORTIFIED Jason Taylor	12	64.2 600m	0:08.96 Overall	2:10.26 [12] (0:08.96)	2:01.30 [11] (0:12.44)	1:48.86 [13] (0:12.89)	1:35.97 [14] (0:12.48)	1:23.49 [14] (0:11.80)	1:11.69 [14] (0:11.59)	1:00.10 [14] (0:11.79)	0:36.91	+8
12	10	OLYMPIC KORCHNOI Chelsea Jokic	9	64.4 600m	0:08.97 Overall	2:10.26 [12] (0:08.97)	2:01.29 [13] (0:12.45)	1:48.84 [14] (0:12.57)	1:36.27 [12] (0:12.40)	1:23.87 [12] (0:11.79)	1:12.08 [11] (0:11.46)	1:00.62 [9] (0:11.88)	0:37.37	+5
14	3	ANDALUS Adrian Layt	4	65.8 800m	0:08.48 Overall	2:11.45 [14] (0:08.48)	2:02.97 [2] (0:12.05)	1:50.92 [4] (0:12.69)	1:38.23 [5] (0:12.62)	1:25.61 [7] (0:11.93)	1:13.68 [7] (0:11.76)	1:01.92 [8] (0:12.09)	0:38.39	+0

Scratched: Forgiato (#16), Two Smokin Barrels (#17), Knife's Edge (#15), Secret Location (#18)

[] Ranking at each section and finish
 -:-:- No data available at this section
 NA No data available

SCN Saddle cloth number
 DNF Did not finish
 DNT Did not track



Ladbrokes Cannon Park QLD Professional

Race 7: GREAT NORTHERN BREWING CO. CAIRNS AMATEUR CUP - 2100m

14 September 2024 - 17:04



Track Rating: Soft 5, Weather: Fine, Rail Position: True

Section										Last 600m		
Field Times		800m	600m	400m	200m							
		0:47.92 (0:11.54)	0:36.38 (0:11.78)	0:24.60 (0:12.36)	0:12.24 (0:12.24)							0:36.38
Rank	TAB	Horse/Jockey	Barrier	Top Speed [km/h]	Fastest Section					Margin	Distance Travelled [m]	
1	6	CASHIN' CHEX Lacey Morrison	8	65.7 600m	0:08.93 Overall	0:46.96 [11] (0:11.49)	0:35.47 [13] (0:11.59)	0:23.88 [9] (0:11.79)	0:12.09 [3] (0:12.09)	2:08.76	0:35.47	
2	4	MAHAGONI Georgina Cartwright	7	65.3 600m	0:08.96 Overall	0:47.24 [12] (0:11.42)	0:35.82 [11] (0:11.72)	0:24.10 [13] (0:12.08)	0:12.02 [9] (0:12.02)	1.74L	0:35.82	-10
3	5	MAGIC CONQUEROR Jackson Murphy	15	64.5 600m	0:08.14 Overall	0:47.82 [5] (0:11.53)	0:36.29 [5] (0:11.72)	0:24.57 [4] (0:11.97)	0:12.60 [1] (0:12.60)	2.14L	0:36.29	-4
4	7	FIFTH POSITION Sean Cormack	1	64.9 800m	0:08.56 Overall	0:47.64 [8] (0:11.41)	0:36.23 [8] (0:11.73)	0:24.50 [6] (0:12.06)	0:12.44 [4] (0:12.44)	2.37L	0:36.23	-7
5	2	MR MAESTRO Ryan Wiggins	6	64.4 600m	0:08.89 Overall	0:48.36 [1] (0:11.54)	0:36.82 [1] (0:11.78)	0:25.04 [1] (0:12.39)	0:12.65 [2] (0:12.65)	2.59L	0:36.82	-10
6	14	ARMOUR FORCE Nathan Thomas	10	66.4 600m	0:09.00 Overall	0:47.45 [13] (0:11.43)	0:36.02 [12] (0:11.61)	0:24.41 [10] (0:11.97)	0:12.44 [6] (0:12.44)	3.2L	0:36.02	-9
7	9	GALIFIANAKIS Chris Whiteley	16	65.0 600m	0:08.54 Overall	0:48.52 [3] (0:11.47)	0:37.05 [3] (0:11.89)	0:25.16 [3] (0:12.51)	0:12.65 [7] (0:12.65)	4.87L	0:37.05	+8
8	12	VADAMOS QUEEN Scott Sheargold	14	64.8 800m	0:08.78 Overall	0:48.62 [2] (0:11.34)	0:37.28 [2] (0:11.88)	0:25.40 [2] (0:12.53)	0:12.87 [5] (0:12.87)	5.47L	0:37.28	-9
9	13	TAVISTEEL Tyler Leslight	3	65.1 600m	0:08.80 Overall	0:48.04 [10] (0:11.48)	0:36.56 [10] (0:11.77)	0:24.79 [12] (0:12.31)	0:12.48 [11] (0:12.48)	5.83L	0:36.56	+0
10	1	THIRD REALM Pietro Romeo	5	64.5 800m	0:08.73 Overall	0:48.44 [6] (0:11.52)	0:36.92 [6] (0:11.85)	0:25.07 [7] (0:12.30)	0:12.77 [8] (0:12.77)	6.02L	0:36.92	+2

Scratched: Forgiato (#16), Two Smokin Barrels (#17), Knife's Edge (#15), Secret Location (#18)

[] Ranking at each section and finish
 -:-:- No data available at this section
 NA No data available

SCN Saddle cloth number
 DNF Did not finish
 DNT Did not track



Ladbrokes Cannon Park QLD Professional

Race 7: GREAT NORTHERN BREWING CO. CAIRNS AMATEUR CUP - 2100m

14 September 2024 - 17:04



Track Rating: Soft 5, Weather: Fine, Rail Position: True

Section		800m	600m	400m	200m	Last 600m					
Field Times		0:47.92 (0:11.54)	0:36.38 (0:11.78)	0:24.60 (0:12.36)	0:12.24 (0:12.24)	0:36.38					
Rank	TAB Horse/Jockey	Barrier	Top Speed [km/h]	Fastest Section	Margin				Distance Travelled [m]		
11	11 SAYL Jake Pracey-Holmes	13	63.6 800m	0:08.61 Overall	0:48.72 [4] (0:11.55)	0:37.17 [4] (0:12.02)	0:25.15 [5] (0:12.47)	0:12.68 [10] (0:12.68)	6.1L	0:37.17	+3
12	8 FORTIFIED Jason Taylor	12	64.2 600m	0:08.96 Overall	0:48.31 [14] (0:11.40)	0:36.91 [14] (0:11.90)	0:25.01 [14] (0:12.43)	0:12.58 [14] (0:12.58)	8.83L	0:36.91	+8
12	10 OLYMPIC KORCHNOI Chelsea Jokic	9	64.4 600m	0:08.97 Overall	0:48.74 [7] (0:11.37)	0:37.37 [7] (0:11.96)	0:25.41 [8] (0:12.50)	0:12.91 [12] (0:12.91)	8.83L	0:37.37	+5
14	3 ANDALUS Adrian Layt	4	65.8 800m	0:08.48 Overall	0:49.83 [9] (0:11.44)	0:38.39 [9] (0:11.85)	0:26.54 [11] (0:12.64)	0:13.90 [13] (0:13.90)	15.81L	0:38.39	+0

Scratched: Forgiato (#16), Two Smokin Barrels (#17), Knife's Edge (#15), Secret Location (#18)

[] Ranking at each section and finish
 -:-:-:- No data available at this section
 NA No data available

SCN Saddle cloth number
 DNF Did not finish
 DNT Did not track



Horse/Jockey Name	Cashin' Chex
Final Rank	1
Fastest Section Time (Section)	0:08.93 (Overall)
Top Speed [km/h] (Section)	65.7 (600m)
Race State	Finished



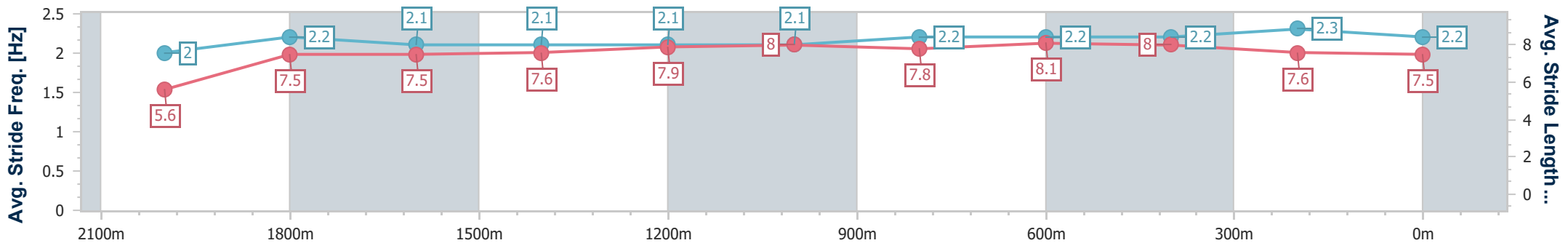
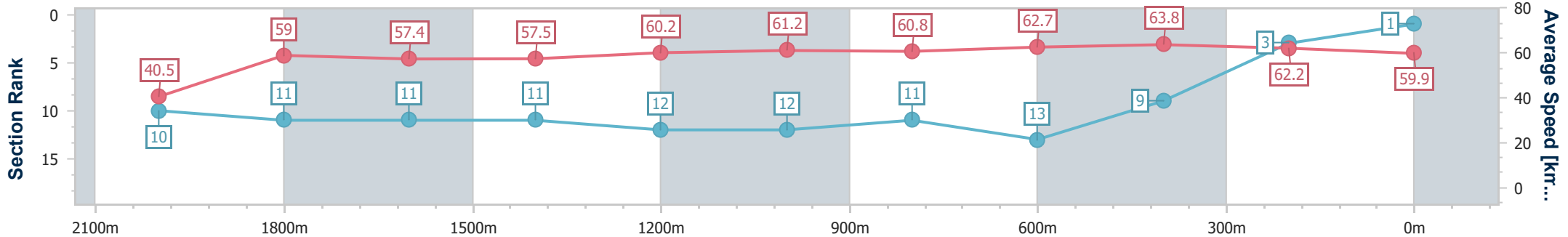
Ladbroke's Cannon Park QLD Professional
Race 7: GREAT NORTHERN BREWING CO. CAIRNS AMATEUR
CUP - 2100m



14 September 2024 - 17:04

Track Rating: Soft 5, Weather: Fine, Rail Position: True

Section	Overall	2000m	1800m	1600m	1400m	1200m	1000m	800m	600m	400m	200m
Section Times	2:08.76 [1] (0:08.93)	1:59.83 [10] (0:12.18)	1:47.65 [11] (0:12.63)	1:35.02 [11] (0:12.53)	1:22.49 [11] (0:11.95)	1:10.54 [12] (0:11.70)	0:58.84 [12] (0:11.88)	0:46.96 [11] (0:11.49)	0:35.47 [13] (0:11.59)	0:23.88 [9] (0:11.79)	0:12.09 [3] (0:12.09)
Average Speed [km/h]	40.5	59.0	57.4	57.5	60.2	61.2	60.8	62.7	63.8	62.2	59.9
Top Speed [km/h]	59.5	61.0	59.5	59.6	62.3	62.8	62.1	64.8	65.7	63.6	61.6
Avg. Dist. to Rail [m]	5.5	1.5	0.8	0.6	1.2	2.1	1.8	3.7	4.0	8.7	7.6
Avg. Stride Freq. [Hz]	2.0	2.2	2.1	2.1	2.1	2.1	2.2	2.2	2.2	2.3	2.2
Avg. Stride Length [m]	5.6	7.5	7.5	7.6	7.9	8.0	7.8	8.1	8.0	7.6	7.5



- [] Ranking at each section and finish
- .-.- No data available at this section
- NA No data available



Horse/Jockey Name	Mahagoni
Final Rank	2
Fastest Section Time (Section)	0:08.96 (Overall)
Top Speed [km/h] (Section)	65.3 (600m)
Race State	Finished



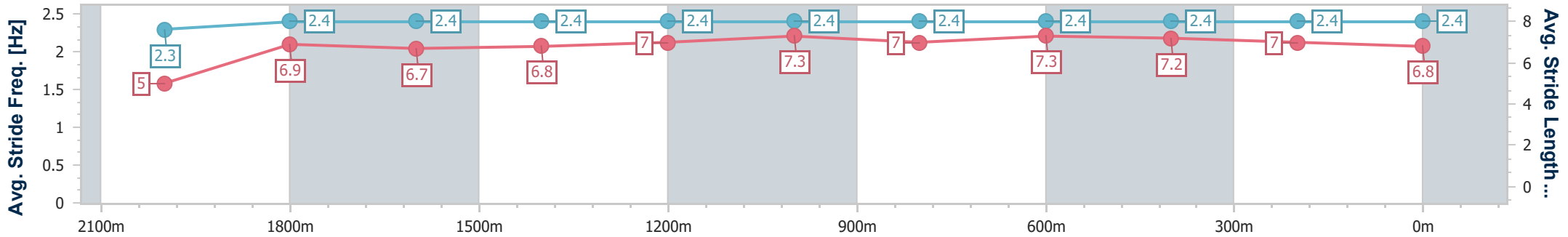
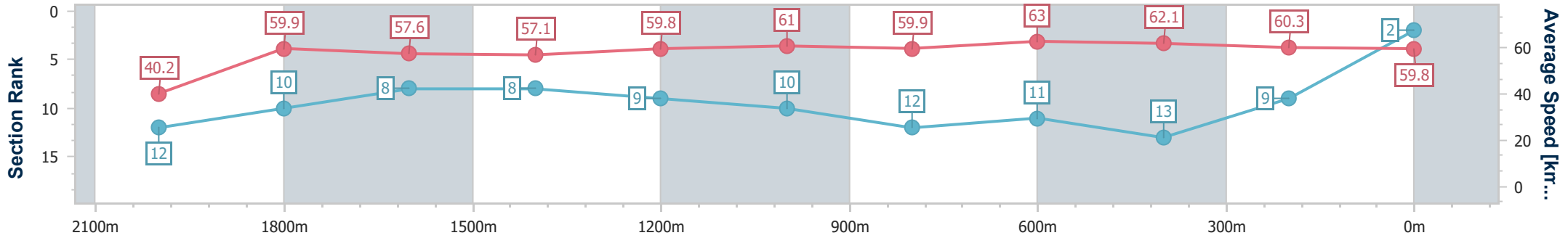
Ladbrokes Cannon Park QLD Professional
Race 7: GREAT NORTHERN BREWING CO. CAIRNS AMATEUR
CUP - 2100m



14 September 2024 - 17:04

Track Rating: Soft 5, Weather: Fine, Rail Position: True

Section	Overall	2000m	1800m	1600m	1400m	1200m	1000m	800m	600m	400m	200m
Section Times	2:09.06 [2] (0:08.96)	2:00.10 [12] (0:12.01)	1:48.09 [10] (0:12.46)	1:35.63 [8] (0:12.58)	1:23.05 [8] (0:11.98)	1:11.07 [9] (0:11.74)	0:59.33 [10] (0:12.09)	0:47.24 [12] (0:11.42)	0:35.82 [11] (0:11.72)	0:24.10 [13] (0:12.08)	0:12.02 [9] (0:12.02)
Average Speed [km/h]	40.2	59.9	57.6	57.1	59.8	61.0	59.9	63.0	62.1	60.3	59.8
Top Speed [km/h]	58.5	62.3	59.8	58.3	61.4	61.7	62.2	65.2	65.3	61.3	61.0
Avg. Dist. to Rail [m]	3.0	2.2	0.9	0.5	2.0	2.1	2.1	3.5	2.1	5.0	4.7
Avg. Stride Freq. [Hz]	2.3	2.4	2.4	2.4	2.4	2.4	2.4	2.4	2.4	2.4	2.4
Avg. Stride Length [m]	5.0	6.9	6.7	6.8	7.0	7.3	7.0	7.3	7.2	7.0	6.8



- [] Ranking at each section and finish
- .-.- No data available at this section
- NA No data available



Horse/Jockey Name	Magic Conqueror
Final Rank	3
Fastest Section Time (Section)	0:08.14 (Overall)
Top Speed [km/h] (Section)	64.5 (600m)
Race State	Finished



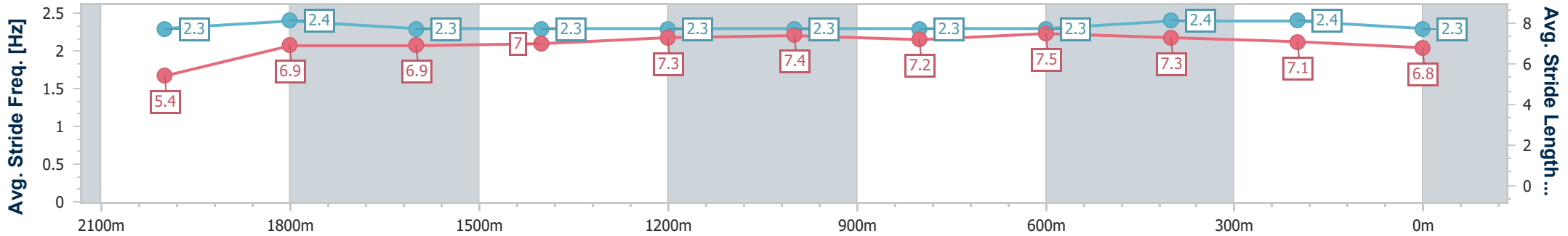
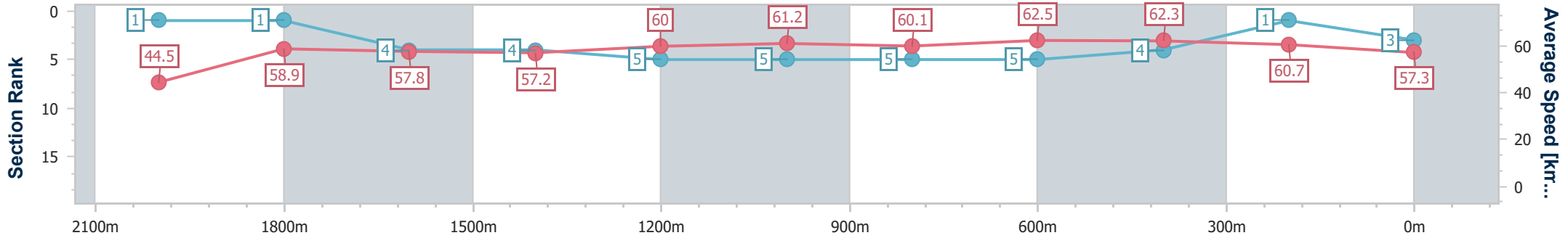
Ladbrokes Cannon Park QLD Professional
Race 7: GREAT NORTHERN BREWING CO. CAIRNS AMATEUR
CUP - 2100m



14 September 2024 - 17:04

Track Rating: Soft 5, Weather: Fine, Rail Position: True

Section	Overall	2000m	1800m	1600m	1400m	1200m	1000m	800m	600m	400m	200m
Section Times	2:09.12 [3] (0:08.14)	2:00.98 [1] (0:12.23)	1:48.75 [1] (0:12.60)	1:36.15 [4] (0:12.63)	1:23.52 [4] (0:11.96)	1:11.56 [5] (0:11.74)	0:59.82 [5] (0:12.00)	0:47.82 [5] (0:11.53)	0:36.29 [5] (0:11.72)	0:24.57 [4] (0:11.97)	0:12.60 [1] (0:12.60)
Average Speed [km/h]	44.5	58.9	57.8	57.2	60.0	61.2	60.1	62.5	62.3	60.7	57.3
Top Speed [km/h]	60.1	60.1	59.4	58.2	61.3	61.4	61.4	64.3	64.5	61.2	59.6
Avg. Dist. to Rail [m]	9.5	2.4	1.5	1.0	1.1	1.2	1.3	3.2	2.2	5.3	7.5
Avg. Stride Freq. [Hz]	2.3	2.4	2.3	2.3	2.3	2.3	2.3	2.3	2.4	2.4	2.3
Avg. Stride Length [m]	5.4	6.9	6.9	7.0	7.3	7.4	7.2	7.5	7.3	7.1	6.8



- [] Ranking at each section and finish
- .-.- No data available at this section
- NA No data available



Horse/Jockey Name	Fifth Position
Final Rank	4
Fastest Section Time (Section)	0:08.56 (Overall)
Top Speed [km/h] (Section)	64.9 (800m)
Race State	Finished



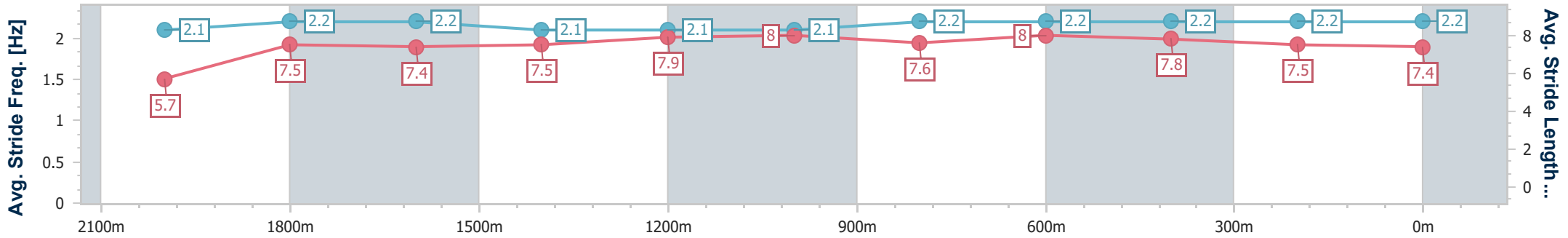
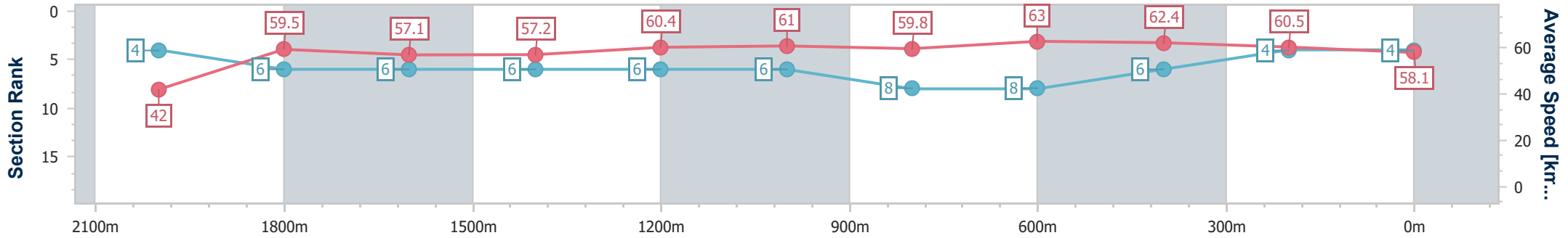
Ladbrokes Cannon Park QLD Professional
Race 7: GREAT NORTHERN BREWING CO. CAIRNS AMATEUR
CUP - 2100m



14 September 2024 - 17:04

Track Rating: Soft 5, Weather: Fine, Rail Position: True

Section	Overall	2000m	1800m	1600m	1400m	1200m	1000m	800m	600m	400m	200m
Section Times	2:09.16 [4] (0:08.56)	2:00.60 [4] (0:12.13)	1:48.47 [6] (0:12.54)	1:35.93 [6] (0:12.59)	1:23.34 [6] (0:11.87)	1:11.47 [6] (0:11.75)	0:59.72 [6] (0:12.08)	0:47.64 [8] (0:11.41)	0:36.23 [8] (0:11.73)	0:24.50 [6] (0:12.06)	0:12.44 [4]
Average Speed [km/h]	42.0	59.5	57.1	57.2	60.4	61.0	59.8	63.0	62.4	60.5	58.1
Top Speed [km/h]	59.0	60.4	59.4	57.8	61.9	61.8	61.4	64.9	64.3	61.6	59.0
Avg. Dist. to Rail [m]	0.5	0.5	0.3	0.7	2.1	2.0	1.5	3.5	2.3	5.3	6.6
Avg. Stride Freq. [Hz]	2.1	2.2	2.2	2.1	2.1	2.1	2.2	2.2	2.2	2.2	2.2
Avg. Stride Length [m]	5.7	7.5	7.4	7.5	7.9	8.0	7.6	8.0	7.8	7.5	7.4



- [] Ranking at each section and finish
- .-.- No data available at this section
- NA No data available



Horse/Jockey Name	Mr Maestro
Final Rank	5
Fastest Section Time (Section)	0:08.89 (Overall)
Top Speed [km/h] (Section)	64.4 (600m)
Race State	Finished



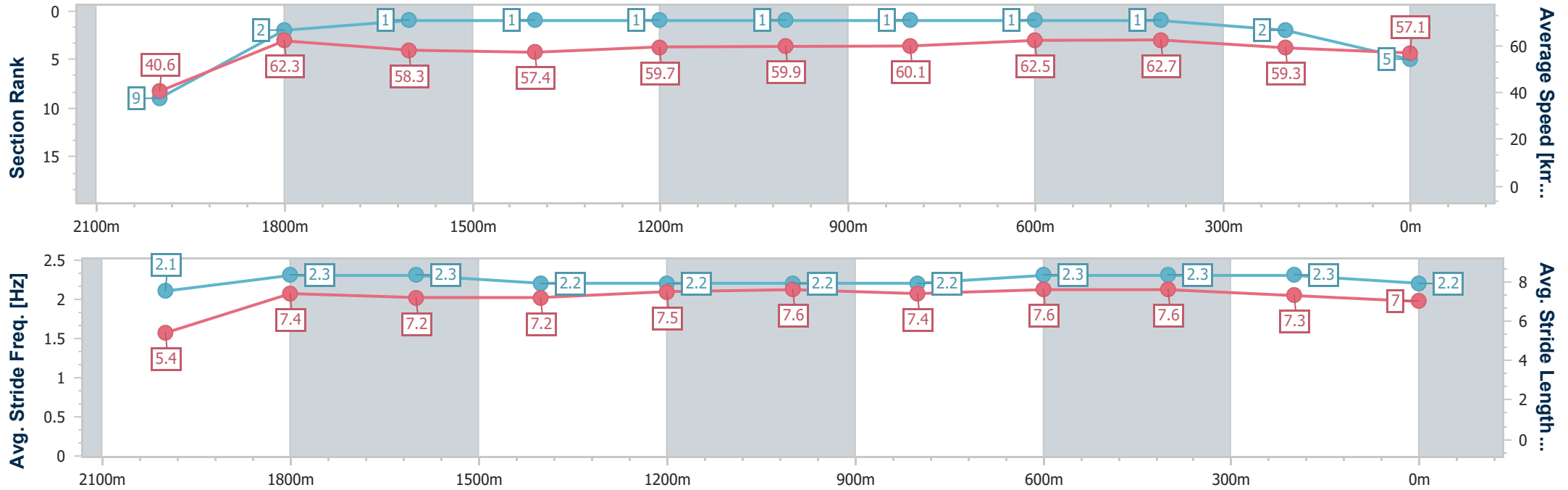
Ladbrokes Cannon Park QLD Professional
Race 7: GREAT NORTHERN BREWING CO. CAIRNS AMATEUR
CUP - 2100m



14 September 2024 - 17:04

Track Rating: Soft 5, Weather: Fine, Rail Position: True

Section	Overall	2000m	1800m	1600m	1400m	1200m	1000m	800m	600m	400m	200m
Section Times	2:09.20 [5] (0:08.89)	2:00.31 [9] (0:11.52)	1:48.79 [2] (0:12.08)	1:36.71 [1] (0:12.45)	1:24.26 [1] (0:12.02)	1:12.24 [1] (0:11.88)	1:00.36 [1] (0:12.00)	0:48.36 [1] (0:11.54)	0:36.82 [1] (0:11.78)	0:25.04 [1] (0:12.39)	0:12.65 [2] (0:12.65)
Average Speed [km/h]	40.6	62.3	58.3	57.4	59.7	59.9	60.1	62.5	62.7	59.3	57.1
Top Speed [km/h]	63.3	63.9	60.7	58.6	61.0	60.9	61.5	63.1	64.4	60.5	59.2
Avg. Dist. to Rail [m]	2.0	0.7	2.0	3.0	3.1	2.7	1.7	2.1	3.4	9.9	13.9
Avg. Stride Freq. [Hz]	2.1	2.3	2.3	2.2	2.2	2.2	2.2	2.3	2.3	2.3	2.2
Avg. Stride Length [m]	5.4	7.4	7.2	7.2	7.5	7.6	7.4	7.6	7.6	7.3	7.0



- [] Ranking at each section and finish
- .-.- No data available at this section
- NA No data available



Horse/Jockey Name	Armour Force
Final Rank	6
Fastest Section Time (Section)	0:09.00 (Overall)
Top Speed [km/h] (Section)	66.4 (600m)
Race State	Finished



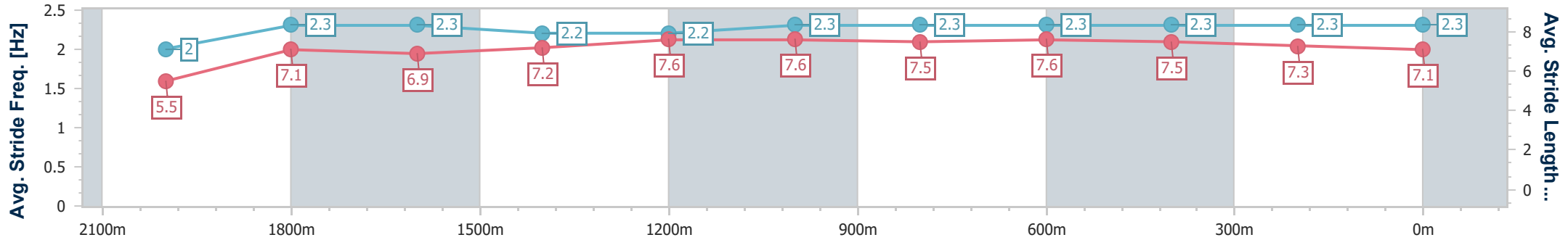
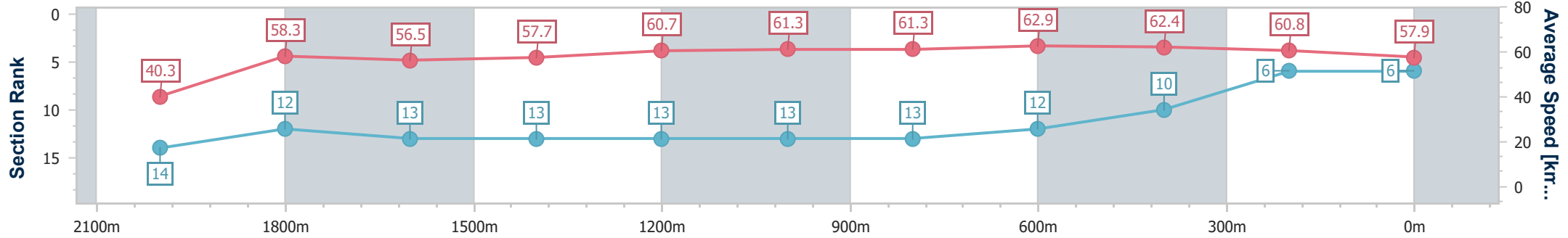
Ladbrokes Cannon Park QLD Professional
Race 7: GREAT NORTHERN BREWING CO. CAIRNS AMATEUR
CUP - 2100m



14 September 2024 - 17:04

Track Rating: Soft 5, Weather: Fine, Rail Position: True

Section	Overall	2000m	1800m	1600m	1400m	1200m	1000m	800m	600m	400m	200m
Section Times	2:09.30 [6] (0:09.00)	2:00.30 [14] (0:12.36)	1:47.94 [12] (0:12.74)	1:35.20 [13] (0:12.50)	1:22.70 [13] (0:11.85)	1:10.85 [13] (0:11.68)	0:59.17 [13] (0:11.72)	0:47.45 [13] (0:11.43)	0:36.02 [12] (0:11.61)	0:24.41 [10] (0:11.97)	0:12.44 [6] (0:12.44)
Average Speed [km/h]	40.3	58.3	56.5	57.7	60.7	61.3	61.3	62.9	62.4	60.8	57.9
Top Speed [km/h]	56.6	60.6	57.9	59.4	62.1	63.1	62.1	65.3	66.4	61.5	59.2
Avg. Dist. to Rail [m]	6.9	1.6	0.5	0.9	0.9	1.0	1.1	2.4	1.3	4.4	7.7
Avg. Stride Freq. [Hz]	2.0	2.3	2.3	2.2	2.2	2.3	2.3	2.3	2.3	2.3	2.3
Avg. Stride Length [m]	5.5	7.1	6.9	7.2	7.6	7.6	7.5	7.6	7.5	7.3	7.1



- [] Ranking at each section and finish
- .-.- No data available at this section
- NA No data available



Horse/Jockey Name	Galifianakis
Final Rank	7
Fastest Section Time (Section)	0:08.54 (Overall)
Top Speed [km/h] (Section)	65.0 (600m)
Race State	Finished



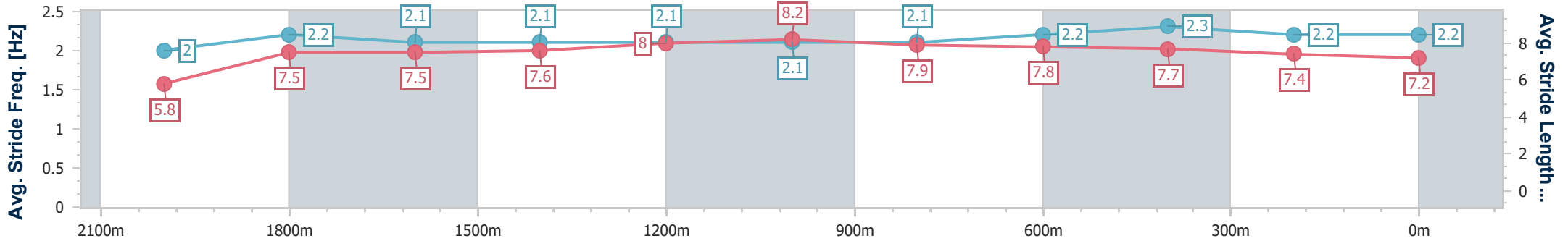
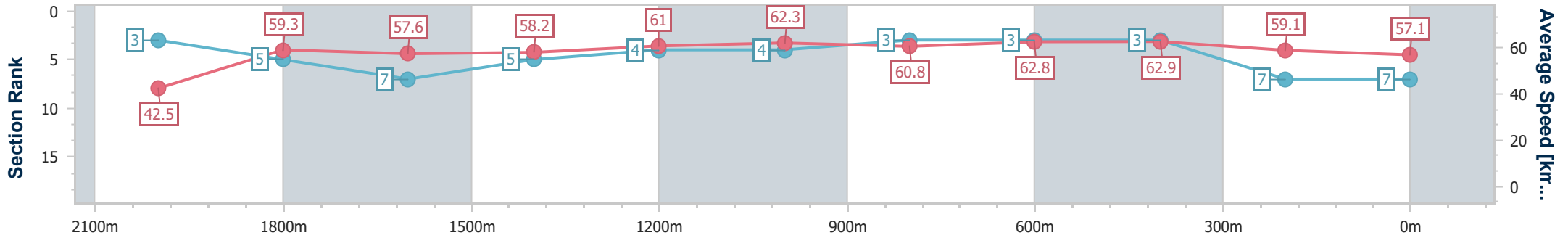
Ladbrokes Cannon Park QLD Professional
Race 7: GREAT NORTHERN BREWING CO. CAIRNS AMATEUR
CUP - 2100m



14 September 2024 - 17:04

Track Rating: Soft 5, Weather: Fine, Rail Position: True

Section	Overall	2000m	1800m	1600m	1400m	1200m	1000m	800m	600m	400m	200m
Section Times	2:09.59 [7] (0:08.54)	2:01.05 [3] (0:12.10)	1:48.95 [5] (0:12.70)	1:36.25 [7] (0:12.46)	1:23.79 [5] (0:11.75)	1:12.04 [4] (0:11.57)	1:00.47 [4] (0:11.95)	0:48.52 [3] (0:11.47)	0:37.05 [3] (0:11.89)	0:25.16 [3] (0:12.51)	0:12.65 [7] (0:12.65)
Average Speed [km/h]	42.5	59.3	57.6	58.2	61.0	62.3	60.8	62.8	62.9	59.1	57.1
Top Speed [km/h]	58.8	60.7	59.9	59.1	62.0	62.7	62.1	64.7	65.0	60.1	58.7
Avg. Dist. to Rail [m]	11.5	4.5	2.0	1.6	0.9	0.8	2.0	4.9	6.2	10.6	12.9
Avg. Stride Freq. [Hz]	2.0	2.2	2.1	2.1	2.1	2.1	2.1	2.2	2.3	2.2	2.2
Avg. Stride Length [m]	5.8	7.5	7.5	7.6	8.0	8.2	7.9	7.8	7.7	7.4	7.2



- [] Ranking at each section and finish
- .-.- No data available at this section
- NA No data available



Horse/Jockey Name	Vadamos Queen
Final Rank	8
Fastest Section Time (Section)	0:08.78 (Overall)
Top Speed [km/h] (Section)	64.8 (800m)
Race State	Finished



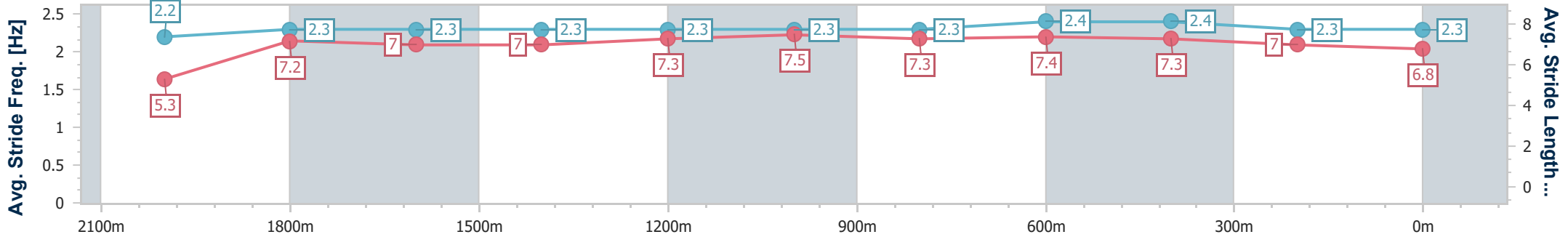
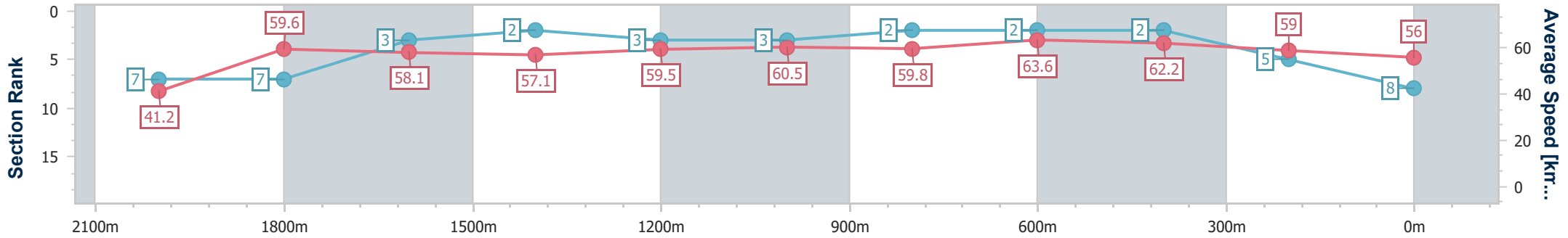
Ladbrokes Cannon Park QLD Professional
Race 7: GREAT NORTHERN BREWING CO. CAIRNS AMATEUR
CUP - 2100m



14 September 2024 - 17:04

Track Rating: Soft 5, Weather: Fine, Rail Position: True

Section	Overall	2000m	1800m	1600m	1400m	1200m	1000m	800m	600m	400m	200m
Section Times	2:09.69 [8] (0:08.78)	2:00.91 [7] (0:12.06)	1:48.85 [7] (0:11.97)	1:36.88 [3] (0:12.42)	1:24.46 [2] (0:12.03)	1:12.43 [3] (0:11.77)	1:00.66 [3] (0:12.04)	0:48.62 [2] (0:11.34)	0:37.28 [2] (0:11.88)	0:25.40 [2] (0:12.53)	0:12.87 [5] (0:12.87)
Average Speed [km/h]	41.2	59.6	58.1	57.1	59.5	60.5	59.8	63.6	62.2	59.0	56.0
Top Speed [km/h]	60.5	60.6	60.9	57.8	60.6	61.3	62.3	64.8	64.4	60.3	57.6
Avg. Dist. to Rail [m]	5.9	1.0	3.8	5.1	3.4	2.5	1.3	3.9	4.7	9.6	12.4
Avg. Stride Freq. [Hz]	2.2	2.3	2.3	2.3	2.3	2.3	2.3	2.4	2.4	2.3	2.3
Avg. Stride Length [m]	5.3	7.2	7.0	7.0	7.3	7.5	7.3	7.4	7.3	7.0	6.8



- [] Ranking at each section and finish
- .-.- No data available at this section
- NA No data available



Horse/Jockey Name	Tavistee
Final Rank	9
Fastest Section Time (Section)	0:08.80 (Overall)
Top Speed [km/h] (Section)	65.1 (600m)
Race State	Finished



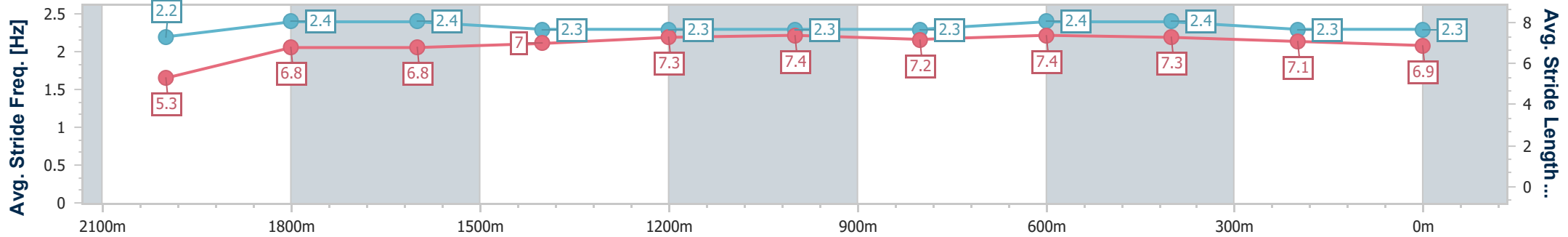
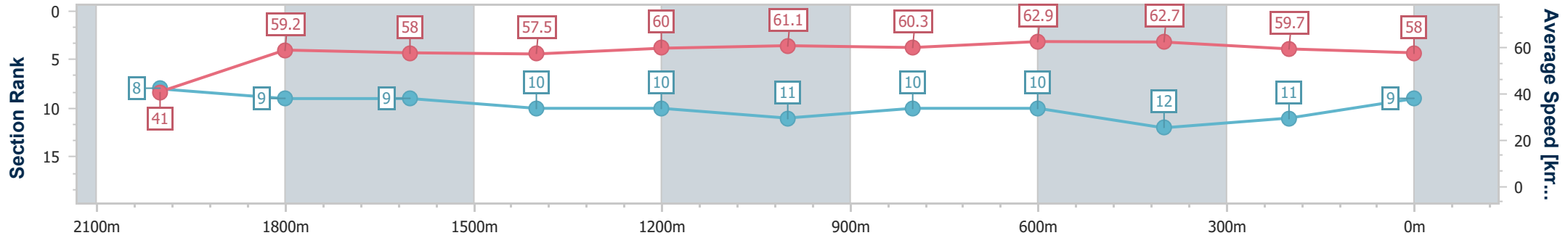
Ladbrokes Cannon Park QLD Professional
Race 7: GREAT NORTHERN BREWING CO. CAIRNS AMATEUR
CUP - 2100m



14 September 2024 - 17:04

Track Rating: Soft 5, Weather: Fine, Rail Position: True

Section	Overall	2000m	1800m	1600m	1400m	1200m	1000m	800m	600m	400m	200m
Section Times	2:09.75 [9] (0:08.80)	2:00.95 [8] (0:12.14)	1:48.81 [9] (0:12.55)	1:36.26 [9] (0:12.58)	1:23.68 [10] (0:12.00)	1:11.68 [10] (0:11.70)	0:59.98 [11] (0:11.94)	0:48.04 [10] (0:11.48)	0:36.56 [10] (0:11.77)	0:24.79 [12] (0:12.31)	0:12.48 [11] (0:12.48)
Average Speed [km/h]	41.0	59.2	58.0	57.5	60.0	61.1	60.3	62.9	62.7	59.7	58.0
Top Speed [km/h]	58.2	62.5	58.9	58.4	61.4	62.0	61.9	64.6	65.1	60.5	58.8
Avg. Dist. to Rail [m]	2.2	0.7	1.3	0.5	1.0	1.8	1.8	4.1	4.2	8.8	7.7
Avg. Stride Freq. [Hz]	2.2	2.4	2.4	2.3	2.3	2.3	2.3	2.4	2.4	2.3	2.3
Avg. Stride Length [m]	5.3	6.8	6.8	7.0	7.3	7.4	7.2	7.4	7.3	7.1	6.9



- [] Ranking at each section and finish
- .-.- No data available at this section
- NA No data available



Horse/Jockey Name	Third Realm
Final Rank	10
Fastest Section Time (Section)	0:08.73 (Overall)
Top Speed [km/h] (Section)	64.5 (800m)
Race State	Finished



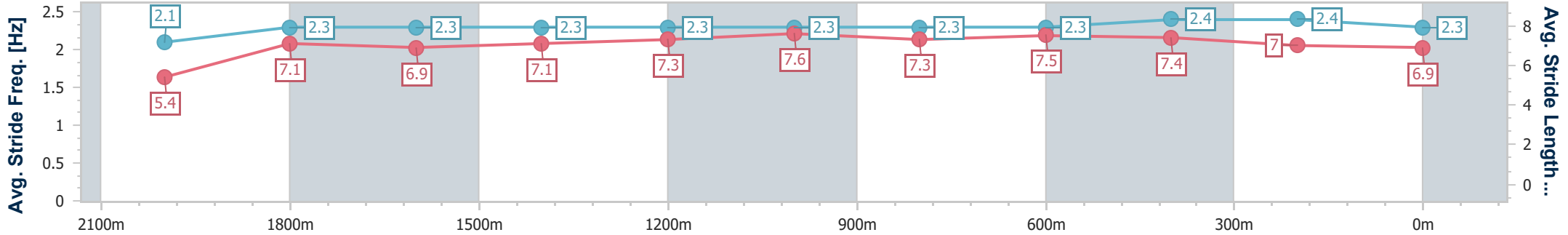
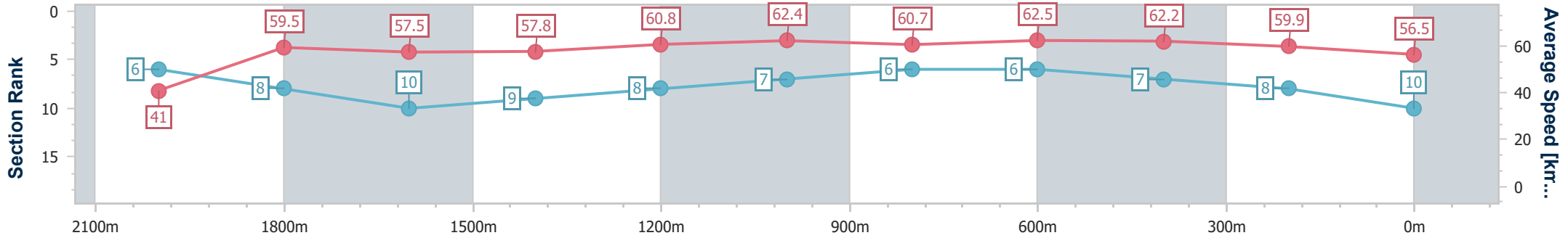
Ladbrokes Cannon Park QLD Professional
Race 7: GREAT NORTHERN BREWING CO. CAIRNS AMATEUR
CUP - 2100m



14 September 2024 - 17:04

Track Rating: Soft 5, Weather: Fine, Rail Position: True

Section	Overall	2000m	1800m	1600m	1400m	1200m	1000m	800m	600m	400m	200m
Section Times	2:09.78 [10] (0:08.73)	2:01.05 [6] (0:12.13)	1:48.92 [8] (0:12.66)	1:36.26 [10] (0:12.52)	1:23.74 [9] (0:11.84)	1:11.90 [8] (0:11.57)	1:00.33 [7] (0:11.89)	0:48.44 [6] (0:11.52)	0:36.92 [6] (0:11.85)	0:25.07 [7] (0:12.30)	0:12.77 [8] (0:12.77)
Average Speed [km/h]	41.0	59.5	57.5	57.8	60.8	62.4	60.7	62.5	62.2	59.9	56.5
Top Speed [km/h]	60.4	61.0	58.7	59.8	61.8	62.9	62.4	64.5	64.2	61.3	57.7
Avg. Dist. to Rail [m]	0.8	0.8	1.2	1.6	0.5	0.3	1.5	3.1	3.6	9.0	10.2
Avg. Stride Freq. [Hz]	2.1	2.3	2.3	2.3	2.3	2.3	2.3	2.3	2.4	2.4	2.3
Avg. Stride Length [m]	5.4	7.1	6.9	7.1	7.3	7.6	7.3	7.5	7.4	7.0	6.9



- [] Ranking at each section and finish
- .-.- No data available at this section
- NA No data available



Horse/Jockey Name	Sayl
Final Rank	11
Fastest Section Time (Section)	0:08.61 (Overall)
Top Speed [km/h] (Section)	63.6 (800m)
Race State	Finished



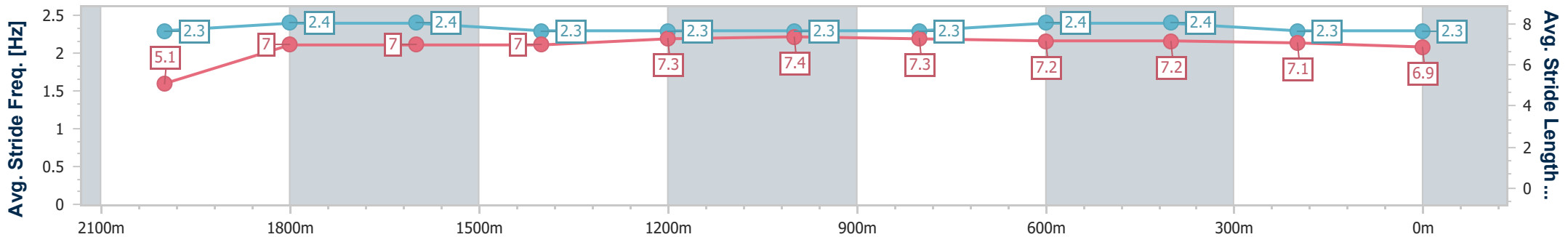
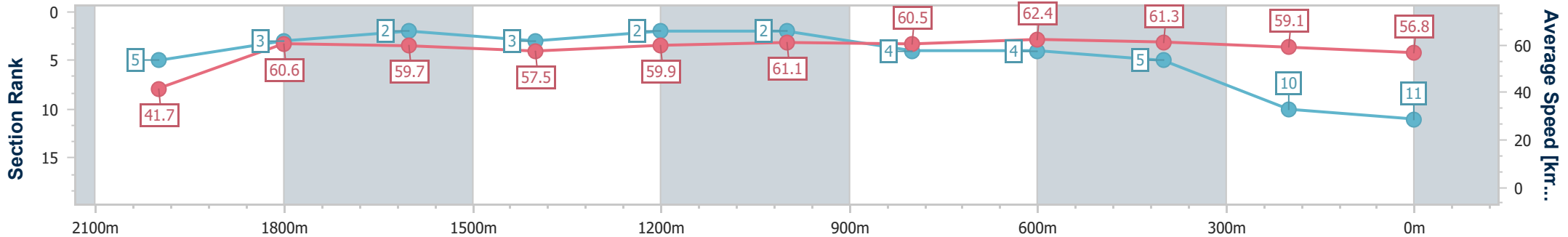
Ladbrokes Cannon Park QLD Professional
Race 7: GREAT NORTHERN BREWING CO. CAIRNS AMATEUR
CUP - 2100m



14 September 2024 - 17:04

Track Rating: Soft 5, Weather: Fine, Rail Position: True

Section	Overall	2000m	1800m	1600m	1400m	1200m	1000m	800m	600m	400m	200m
Section Times	2:09.80 [11] (0:08.61)	2:01.19 [5] (0:11.89)	1:49.30 [3] (0:12.18)	1:37.12 [2] (0:12.57)	1:24.55 [3] (0:12.00)	1:12.55 [2] (0:11.76)	1:00.79 [2] (0:12.07)	0:48.72 [4] (0:11.55)	0:37.17 [4] (0:12.02)	0:25.15 [5] (0:12.47)	0:12.68 [10] (0:12.68)
Average Speed [km/h]	41.7	60.6	59.7	57.5	59.9	61.1	60.5	62.4	61.3	59.1	56.8
Top Speed [km/h]	59.0	61.0	61.6	58.5	61.4	62.4	62.0	63.6	63.3	60.4	58.6
Avg. Dist. to Rail [m]	8.0	4.5	2.0	0.6	0.9	0.4	2.9	4.9	4.2	7.7	6.5
Avg. Stride Freq. [Hz]	2.3	2.4	2.4	2.3	2.3	2.3	2.3	2.4	2.4	2.3	2.3
Avg. Stride Length [m]	5.1	7.0	7.0	7.0	7.3	7.4	7.3	7.2	7.2	7.1	6.9



- [] Ranking at each section and finish
- .-.- No data available at this section
- NA No data available



Horse/Jockey Name	Olympic Korchnoi
Final Rank	12
Fastest Section Time (Section)	0:08.97 (Overall)
Top Speed [km/h] (Section)	64.4 (600m)
Race State	Finished



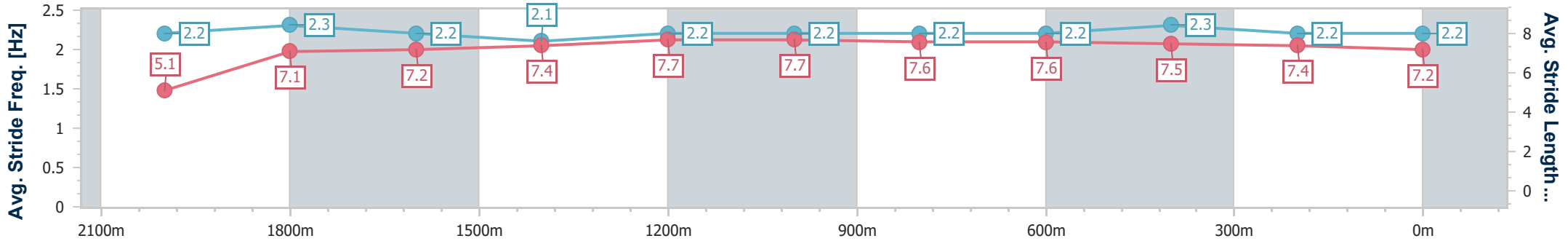
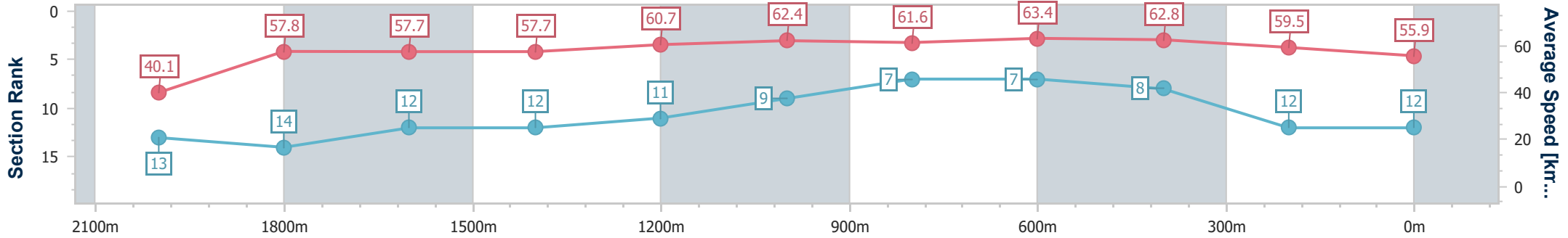
Ladbrokes Cannon Park QLD Professional
Race 7: GREAT NORTHERN BREWING CO. CAIRNS AMATEUR
CUP - 2100m



14 September 2024 - 17:04

Track Rating: Soft 5, Weather: Fine, Rail Position: True

Section	Overall	2000m	1800m	1600m	1400m	1200m	1000m	800m	600m	400m	200m
Section Times	2:10.26 [12] (0:08.97)	2:01.29 [13] (0:12.45)	1:48.84 [14] (0:12.57)	1:36.27 [12] (0:12.40)	1:23.87 [12] (0:11.79)	1:12.08 [11] (0:11.46)	1:00.62 [9] (0:11.88)	0:48.74 [7] (0:11.37)	0:37.37 [7] (0:11.96)	0:25.41 [8] (0:12.50)	0:12.91 [12] (0:12.91)
Average Speed [km/h]	40.1	57.8	57.7	57.7	60.7	62.4	61.6	63.4	62.8	59.5	55.9
Top Speed [km/h]	57.1	59.2	58.2	59.0	62.2	63.7	62.6	64.4	64.4	60.5	58.6
Avg. Dist. to Rail [m]	7.4	5.0	1.9	1.8	2.4	1.5	3.1	6.6	6.9	12.0	11.3
Avg. Stride Freq. [Hz]	2.2	2.3	2.2	2.1	2.2	2.2	2.2	2.2	2.3	2.2	2.2
Avg. Stride Length [m]	5.1	7.1	7.2	7.4	7.7	7.7	7.6	7.6	7.5	7.4	7.2



- [] Ranking at each section and finish
- .-.- No data available at this section
- NA No data available



Horse/Jockey Name	Fortified
Final Rank	12
Fastest Section Time (Section)	0:08.96 (Overall)
Top Speed [km/h] (Section)	64.2 (600m)
Race State	Finished



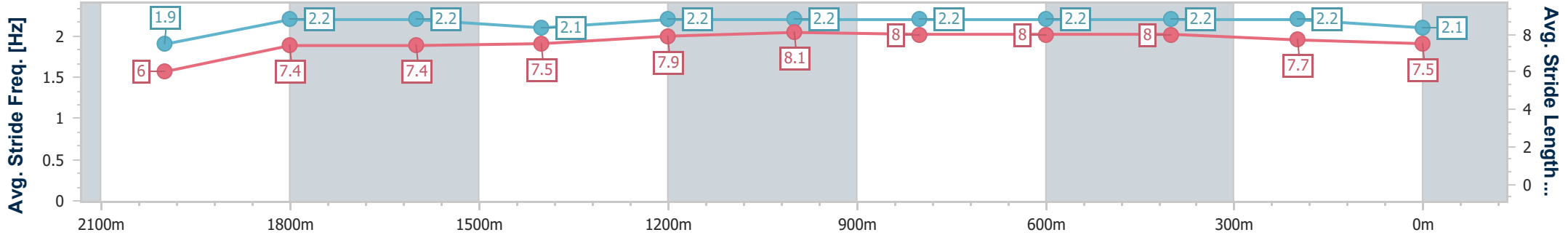
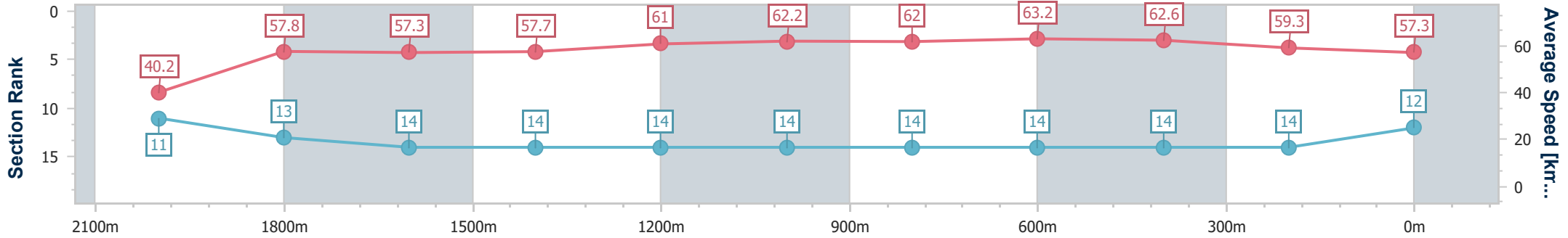
Ladbrokes Cannon Park QLD Professional
Race 7: GREAT NORTHERN BREWING CO. CAIRNS AMATEUR
CUP - 2100m



14 September 2024 - 17:04

Track Rating: Soft 5, Weather: Fine, Rail Position: True

Section	Overall	2000m	1800m	1600m	1400m	1200m	1000m	800m	600m	400m	200m
Section Times	2:10.26 [12] (0:08.96)	2:01.30 [11] (0:12.44)	1:48.86 [13] (0:12.89)	1:35.97 [14] (0:12.48)	1:23.49 [14] (0:11.80)	1:11.69 [14] (0:11.59)	1:00.10 [14] (0:11.79)	0:48.31 [14] (0:11.40)	0:36.91 [14] (0:11.90)	0:25.01 [14] (0:12.43)	0:12.58 [14] (0:12.58)
Average Speed [km/h]	40.2	57.8	57.3	57.7	61.0	62.2	62.0	63.2	62.6	59.3	57.3
Top Speed [km/h]	58.3	59.8	58.6	59.6	62.4	63.4	63.6	64.2	64.2	60.1	58.7
Avg. Dist. to Rail [m]	9.9	5.4	3.0	1.4	0.3	0.6	2.6	5.6	5.4	9.8	12.3
Avg. Stride Freq. [Hz]	1.9	2.2	2.2	2.1	2.2	2.2	2.2	2.2	2.2	2.2	2.1
Avg. Stride Length [m]	6.0	7.4	7.4	7.5	7.9	8.1	8.0	8.0	8.0	7.7	7.5



- [] Ranking at each section and finish
- .-.- No data available at this section
- NA No data available



Horse/Jockey Name	Andalus
Final Rank	14
Fastest Section Time (Section)	0:08.48 (Overall)
Top Speed [km/h] (Section)	65.8 (800m)
Race State	Finished



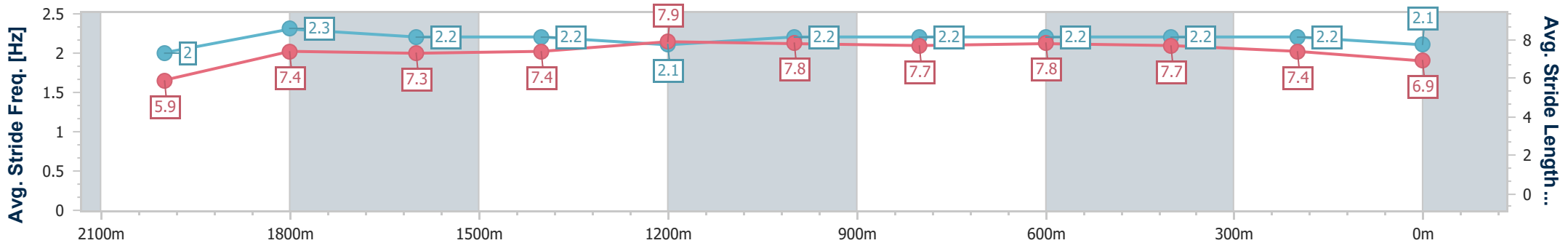
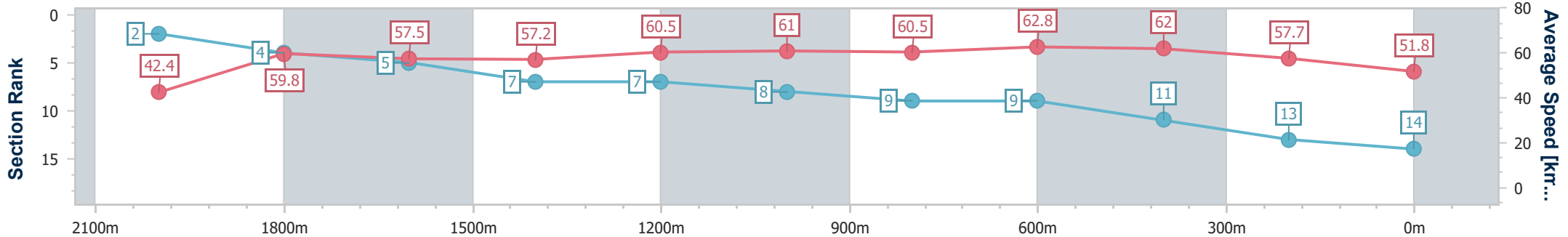
Ladbrokes Cannon Park QLD Professional
Race 7: GREAT NORTHERN BREWING CO. CAIRNS AMATEUR
CUP - 2100m



14 September 2024 - 17:04

Track Rating: Soft 5, Weather: Fine, Rail Position: True

Section	Overall	2000m	1800m	1600m	1400m	1200m	1000m	800m	600m	400m	200m
Section Times	2:11.45 [14] (0:08.48)	2:02.97 [2] (0:12.05)	1:50.92 [4] (0:12.69)	1:38.23 [5] (0:12.62)	1:25.61 [7] (0:11.93)	1:13.68 [7] (0:11.76)	1:01.92 [8] (0:12.09)	0:49.83 [9] (0:11.44)	0:38.39 [9] (0:11.85)	0:26.54 [11] (0:12.64)	0:13.90 [13] (0:13.90)
Average Speed [km/h]	42.4	59.8	57.5	57.2	60.5	61.0	60.5	62.8	62.0	57.7	51.8
Top Speed [km/h]	59.4	60.7	59.1	57.8	61.4	62.1	62.1	65.8	65.6	60.1	55.5
Avg. Dist. to Rail [m]	0.7	0.2	1.4	1.5	1.0	0.9	2.4	3.4	2.8	6.3	10.4
Avg. Stride Freq. [Hz]	2.0	2.3	2.2	2.2	2.1	2.2	2.2	2.2	2.2	2.2	2.1
Avg. Stride Length [m]	5.9	7.4	7.3	7.4	7.9	7.8	7.7	7.8	7.7	7.4	6.9



- [] Ranking at each section and finish
- .-.- No data available at this section
- NA No data available



Ladbrokes Cannon Park QLD Professional

Race 8: RED BERET HOTEL Class 3 Plate - 1250m

14 September 2024 - 17:40



Track Rating: Soft 5, Weather: Fine, Rail Position: True

Section		Overall	1000m	800m	600m	400m	200m	Last 600m					
Field Times		1:13.17 (0:15.46)	0:57.71 (0:10.20)	0:47.51 (0:10.94)	0:36.57 (0:11.65)	0:24.92 (0:12.36)	0:12.56 (0:12.56)	0:36.57					
Rank	TAB Horse/Jockey	Barrier	Top Speed [km/h]	Fastest Section				Margin	Distance Travelled [m]				
1	5 OVERLORD Lacey Morrison	11	68.8	0:10.61	1:13.17 [1] (0:16.49)	0:56.68 [9] (0:10.61)	0:46.07 [9] (0:10.76)	0:35.31 [9] (0:11.42)	0:23.89 [9] (0:11.77)	0:12.12 [6] (0:12.12)	1:13.17	0:35.31	
2	12 CANDLELIT Nathan Thomas	10	69.3	0:10.50	1:13.29 [2] (0:15.98)	0:57.31 [6] (0:10.50)	0:46.81 [5] (0:10.93)	0:35.88 [6] (0:11.57)	0:24.31 [6] (0:12.03)	0:12.28 [4] (0:12.28)	0.68L	0:35.88	-1
3	10 SUPER TWENTY THREE Ryan Wiggins	7	69.9	0:10.61	1:13.41 [3] (0:15.89)	0:57.52 [5] (0:10.61)	0:46.91 [6] (0:10.84)	0:36.07 [5] (0:11.20)	0:24.87 [2] (0:12.07)	0:12.80 [1] (0:12.80)	1.41L	0:36.07	+0
4	9 MEMPHIS SHADOW Chris Whiteley	2	69.7	0:10.50	1:13.51 [4] (0:16.27)	0:57.24 [8] (0:10.50)	0:46.74 [7] (0:10.86)	0:35.88 [8] (0:11.49)	0:24.39 [7] (0:11.90)	0:12.49 [5] (0:12.49)	1.98L	0:35.88	-3
5	2 FIVE BULLS Nathan Day	6	69.4	0:10.56	1:13.65 [5] (0:16.25)	0:57.40 [7] (0:10.56)	0:46.84 [8] (0:10.74)	0:36.10 [7] (0:11.67)	0:24.43 [8] (0:12.15)	0:12.28 [9] (0:12.28)	2.81L	0:36.10	+3
6	1 BURNS TO EMBRACE Justin Huxtable	9	69.9	0:10.61	1:13.78 [6] (0:15.77)	0:58.01 [4] (0:10.61)	0:47.40 [4] (0:10.87)	0:36.53 [4] (0:11.51)	0:25.02 [5] (0:12.16)	0:12.86 [3] (0:12.86)	3.6L	0:36.53	+4
7	4 HARBOUR GOLD Adrian Layt	12	71.6	0:10.58	1:13.96 [7] (0:15.48)	0:58.48 [2] (0:10.58)	0:47.90 [3] (0:10.94)	0:36.96 [3] (0:11.70)	0:25.26 [4] (0:12.51)	0:12.75 [7] (0:12.75)	4.65L	0:36.96	+5
8	8 LIDDER VALLEY Tyler Leslight	4	68.2	0:10.51	1:14.06 [8] (0:16.81)	0:57.25 [10] (0:10.51)	0:46.74 [10] (0:10.78)	0:35.96 [10] (0:11.33)	0:24.63 [10] (0:11.90)	0:12.73 [8] (0:12.73)	5.22L	0:35.96	-4
9	7 RESTRICTIONS Gabrielle Semmens	1	71.5	0:10.16	1:14.24 [9] (0:15.50)	0:58.74 [3] (0:10.16)	0:48.58 [1] (0:10.94)	0:37.64 [1] (0:11.65)	0:25.99 [1] (0:12.57)	0:13.42 [2] (0:13.42)	6.31L	0:37.64	-3
10	11 YELLOWSTONE BETH Corey Bayliss	8	69.2	0:10.61	1:14.72 [10] (0:16.90)	0:57.82 [11] (0:10.61)	0:47.21 [11] (0:10.62)	0:36.59 [11] (0:11.50)	0:25.09 [11] (0:12.23)	0:12.86 [11] (0:12.86)	9.09L	0:36.59	+2

Scratched: Guapo (#3)

[] Ranking at each section and finish
 -:-:- No data available at this section
 NA No data available

SCN Saddle cloth number
 DNF Did not finish
 DNT Did not track



Ladbrokes Cannon Park QLD Professional

Race 8: RED BERET HOTEL Class 3 Plate - 1250m

14 September 2024 - 17:40



Track Rating: Soft 5, Weather: Fine, Rail Position: True

Section	Overall	1000m	800m	600m	400m	200m	Last 600m
Field Times	1:13.17 (0:15.46)	0:57.71 (0:10.20)	0:47.51 (0:10.94)	0:36.57 (0:11.65)	0:24.92 (0:12.36)	0:12.56 (0:12.56)	0:36.57

Rank	TAB	Horse/Jockey	Barrier	Top Speed [km/h]	Fastest Section	Overall	1000m	800m	600m	400m	200m	Margin	Distance Travelled [m]	
11	6	OVOID	3	71.6	0:10.31	1:15.51 [11]	1:00.05 [1]	0:49.74 [2]	0:38.62 [2]	0:26.86 [3]	0:13.93 [10]	13.77L	0:38.62	+0
		Isabella Teh		Overall	1000m	(0:15.46)	(0:10.31)	(0:11.12)	(0:11.76)	(0:12.93)	(0:13.93)			

Scratched: Guapo (#3)

[] Ranking at each section and finish
 -:-:- No data available at this section
 NA No data available

SCN Saddle cloth number
 DNF Did not finish
 DNT Did not track



Horse/Jockey Name	Overlord
Final Rank	1
Fastest Section Time (Section)	0:10.61 (1000m)
Top Speed [km/h] (Section)	68.8 (1000m)
Race State	Finished



Ladbrokes Cannon Park QLD Professional

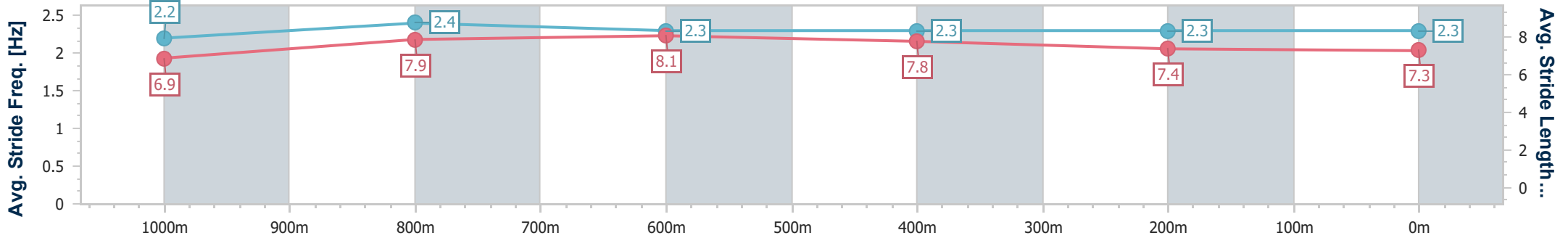
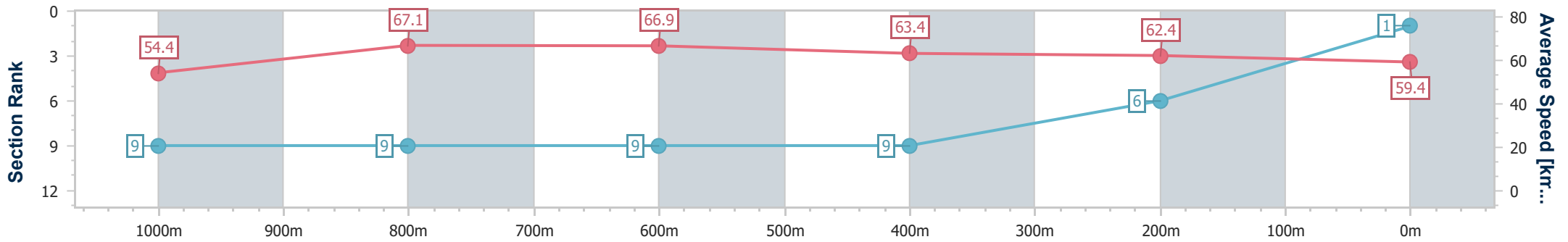
Race 8: RED BERET HOTEL Class 3 Plate - 1250m

14 September 2024 - 17:40

Track Rating: Soft 5, Weather: Fine, Rail Position: True



Section	Overall	1000m	800m	600m	400m	200m
Section Times	1:13.17 [1] (0:16.49)	0:56.68 [9] (0:10.61)	0:46.07 [9] (0:10.76)	0:35.31 [9] (0:11.42)	0:23.89 [9] (0:11.77)	0:12.12 [6]
Average Speed [km/h]	54.4	67.1	66.9	63.4	62.4	59.4
Top Speed [km/h]	67.7	68.8	67.8	65.8	63.4	62.3
Avg. Dist. to Rail [m]	2.6	1.3	0.3	1.4	6.9	5.0
Avg. Stride Freq. [Hz]	2.2	2.4	2.3	2.3	2.3	2.3
Avg. Stride Length [m]	6.9	7.9	8.1	7.8	7.4	7.3



- [] Ranking at each section and finish
- .-.- No data available at this section
- NA No data available



Horse/Jockey Name	Candlelit
Final Rank	2
Fastest Section Time (Section)	0:10.50 (1000m)
Top Speed [km/h] (Section)	69.3 (Overall)
Race State	Finished



Ladbrokes Cannon Park QLD Professional

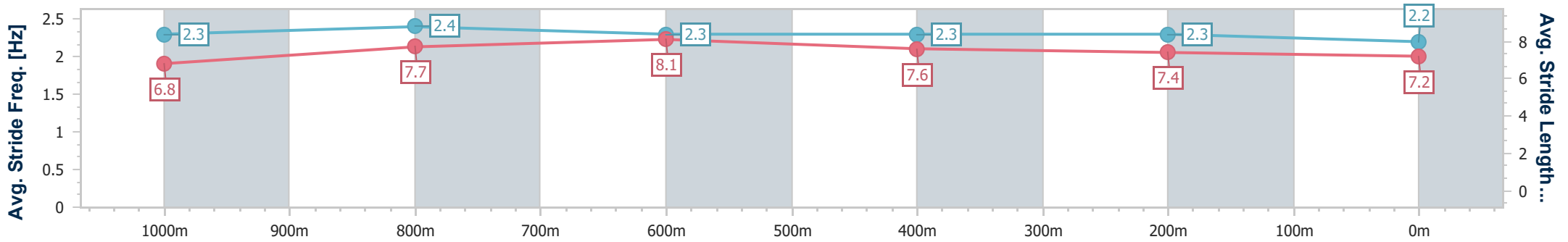
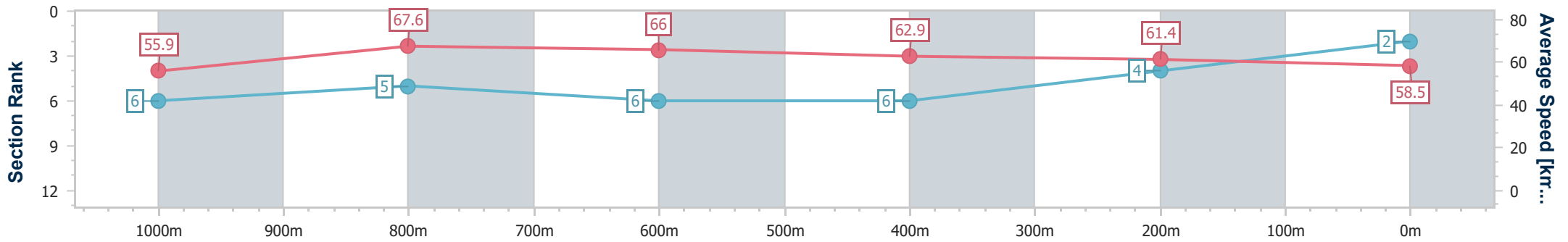
Race 8: RED BERET HOTEL Class 3 Plate - 1250m

14 September 2024 - 17:40

Track Rating: Soft 5, Weather: Fine, Rail Position: True



Section	Overall	1000m	800m	600m	400m	200m
Section Times	1:13.29 [2] (0:15.98)	0:57.31 [6] (0:10.50)	0:46.81 [5] (0:10.93)	0:35.88 [6] (0:11.57)	0:24.31 [6] (0:12.03)	0:12.28 [4] (0:12.28)
Average Speed [km/h]	55.9	67.6	66.0	62.9	61.4	58.5
Top Speed [km/h]	69.3	69.1	66.8	64.2	62.2	61.3
Avg. Dist. to Rail [m]	3.5	2.0	0.2	1.6	8.8	8.5
Avg. Stride Freq. [Hz]	2.3	2.4	2.3	2.3	2.3	2.2
Avg. Stride Length [m]	6.8	7.7	8.1	7.6	7.4	7.2



- [] Ranking at each section and finish
- .-.- No data available at this section
- NA No data available



Horse/Jockey Name	Super Twenty Three
Final Rank	3
Fastest Section Time (Section)	0:10.61 (1000m)
Top Speed [km/h] (Section)	69.9 (Overall)
Race State	Finished



Ladbrokes Cannon Park QLD Professional

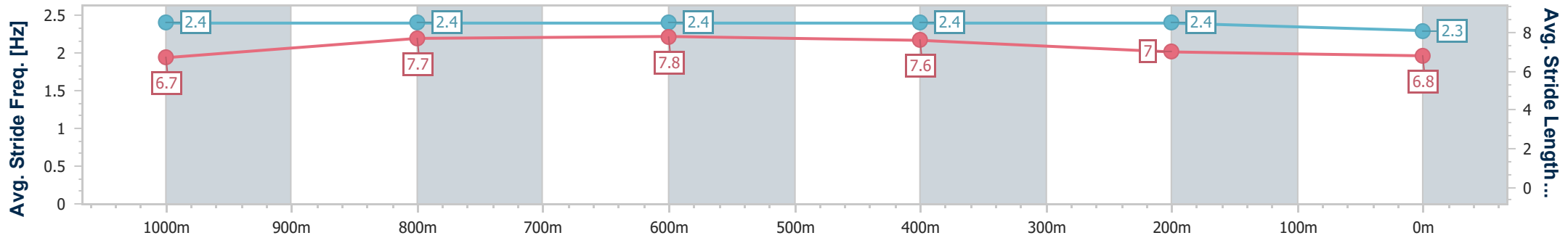
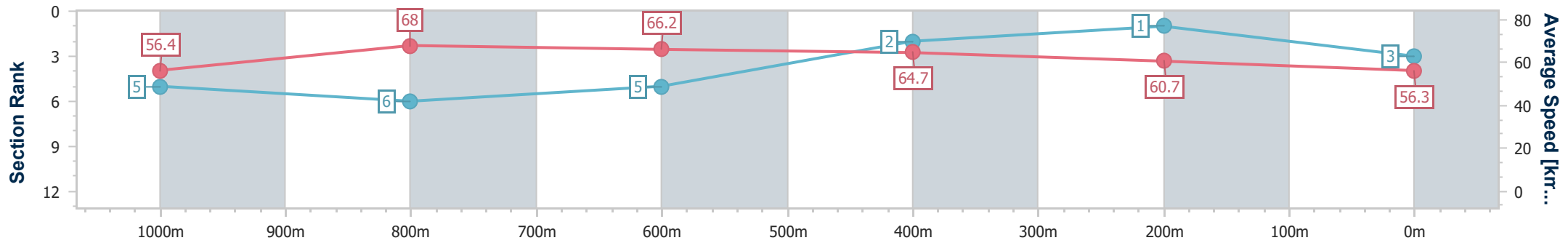
Race 8: RED BERET HOTEL Class 3 Plate - 1250m

14 September 2024 - 17:40

Track Rating: Soft 5, Weather: Fine, Rail Position: True



Section	Overall	1000m	800m	600m	400m	200m
Section Times	1:13.41 [3] (0:15.89)	0:57.52 [5] (0:10.61)	0:46.91 [6] (0:10.84)	0:36.07 [5] (0:11.20)	0:24.87 [2] (0:12.07)	0:12.80 [1] (0:12.80)
Average Speed [km/h]	56.4	68.0	66.2	64.7	60.7	56.3
Top Speed [km/h]	69.9	68.7	68.2	67.2	63.0	58.2
Avg. Dist. to Rail [m]	1.3	0.7	1.2	1.9	7.2	5.9
Avg. Stride Freq. [Hz]	2.4	2.4	2.4	2.4	2.4	2.3
Avg. Stride Length [m]	6.7	7.7	7.8	7.6	7.0	6.8



- [] Ranking at each section and finish
- .-.- No data available at this section
- NA No data available



Horse/Jockey Name	Memphis Shadow
Final Rank	4
Fastest Section Time (Section)	0:10.50 (1000m)
Top Speed [km/h] (Section)	69.7 (1000m)
Race State	Finished



Ladbrokes Cannon Park QLD Professional

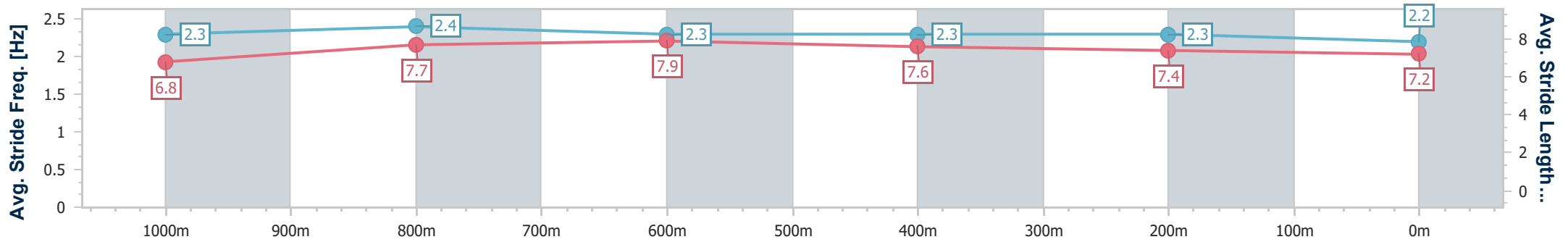
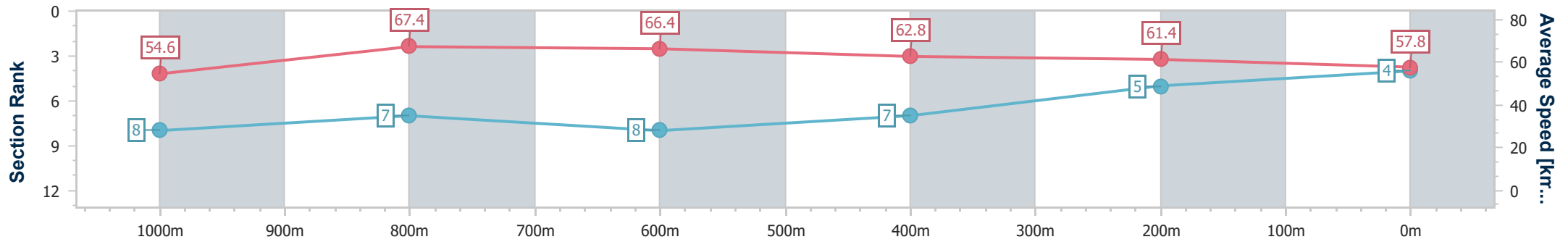
Race 8: RED BERET HOTEL Class 3 Plate - 1250m

14 September 2024 - 17:40

Track Rating: Soft 5, Weather: Fine, Rail Position: True



Section	Overall	1000m	800m	600m	400m	200m
Section Times	1:13.51 [4] (0:16.27)	0:57.24 [8] (0:10.50)	0:46.74 [7] (0:10.86)	0:35.88 [8] (0:11.49)	0:24.39 [7] (0:11.90)	0:12.49 [5] (0:12.49)
Average Speed [km/h]	54.6	67.4	66.4	62.8	61.4	57.8
Top Speed [km/h]	69.3	69.7	68.3	65.7	62.8	60.1
Avg. Dist. to Rail [m]	3.1	2.2	0.9	1.9	5.5	3.1
Avg. Stride Freq. [Hz]	2.3	2.4	2.3	2.3	2.3	2.2
Avg. Stride Length [m]	6.8	7.7	7.9	7.6	7.4	7.2



- [] Ranking at each section and finish
- .-.- No data available at this section
- NA No data available



Horse/Jockey Name	Five Bulls
Final Rank	5
Fastest Section Time (Section)	0:10.56 (1000m)
Top Speed [km/h] (Section)	69.4 (1000m)
Race State	Finished



Ladbrokes Cannon Park QLD Professional

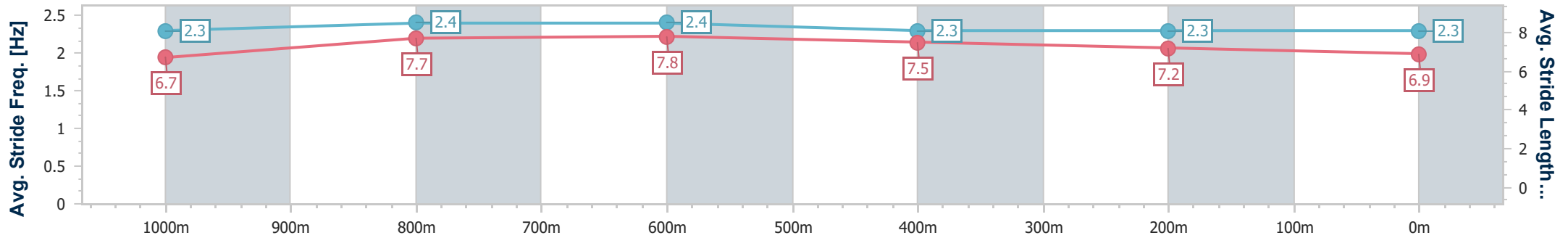
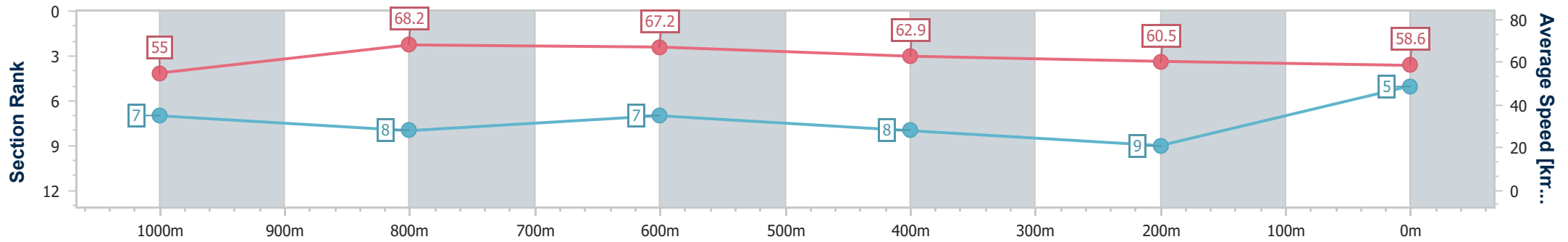
Race 8: RED BERET HOTEL Class 3 Plate - 1250m

14 September 2024 - 17:40

Track Rating: Soft 5, Weather: Fine, Rail Position: True



Section	Overall	1000m	800m	600m	400m	200m
Section Times	1:13.65 [5] (0:16.25)	0:57.40 [7] (0:10.56)	0:46.84 [8] (0:10.74)	0:36.10 [7] (0:11.67)	0:24.43 [8] (0:12.15)	0:12.28 [9] (0:12.28)
Average Speed [km/h]	55.0	68.2	67.2	62.9	60.5	58.6
Top Speed [km/h]	69.3	69.4	68.0	65.2	61.5	60.2
Avg. Dist. to Rail [m]	1.4	1.0	1.9	2.9	8.1	9.6
Avg. Stride Freq. [Hz]	2.3	2.4	2.4	2.3	2.3	2.3
Avg. Stride Length [m]	6.7	7.7	7.8	7.5	7.2	6.9



- [] Ranking at each section and finish
- .-.- No data available at this section
- NA No data available



Horse/Jockey Name	Burns To Embrace
Final Rank	6
Fastest Section Time (Section)	0:10.61 (1000m)
Top Speed [km/h] (Section)	69.9 (1000m)
Race State	Finished



Ladbrokes Cannon Park QLD Professional

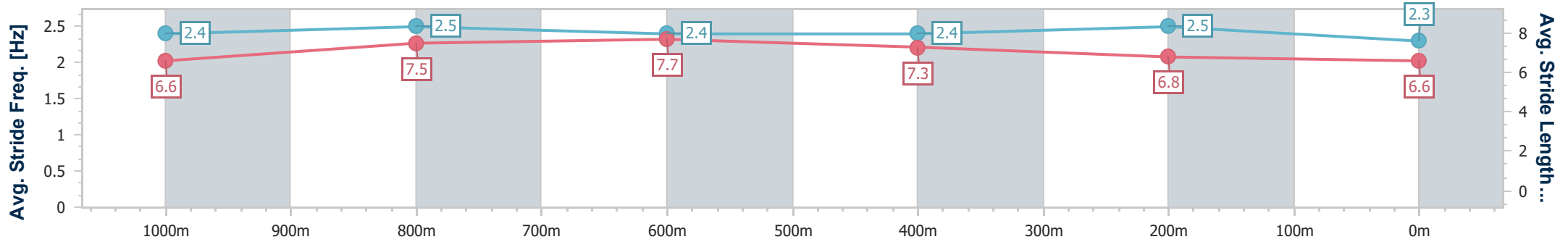
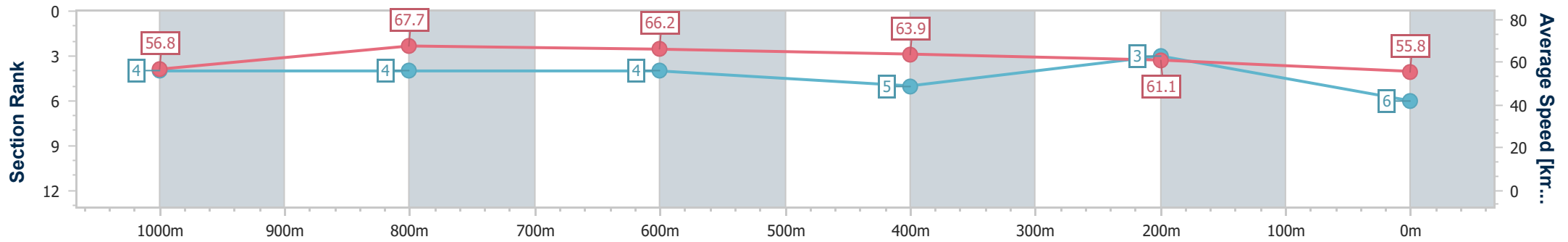
Race 8: RED BERET HOTEL Class 3 Plate - 1250m

14 September 2024 - 17:40

Track Rating: Soft 5, Weather: Fine, Rail Position: True



Section	Overall	1000m	800m	600m	400m	200m
Section Times	1:13.78 [6] (0:15.77)	0:58.01 [4] (0:10.61)	0:47.40 [4] (0:10.87)	0:36.53 [4] (0:11.51)	0:25.02 [5] (0:12.16)	0:12.86 [3] (0:12.86)
Average Speed [km/h]	56.8	67.7	66.2	63.9	61.1	55.8
Top Speed [km/h]	69.8	69.9	68.3	64.8	62.7	58.9
Avg. Dist. to Rail [m]	2.2	1.5	1.0	2.8	8.2	6.5
Avg. Stride Freq. [Hz]	2.4	2.5	2.4	2.4	2.5	2.3
Avg. Stride Length [m]	6.6	7.5	7.7	7.3	6.8	6.6



- [] Ranking at each section and finish
- .-.- No data available at this section
- NA No data available



Horse/Jockey Name	Harbour Gold
Final Rank	7
Fastest Section Time (Section)	0:10.58 (1000m)
Top Speed [km/h] (Section)	71.6 (1000m)
Race State	Finished



Ladbrokes Cannon Park QLD Professional

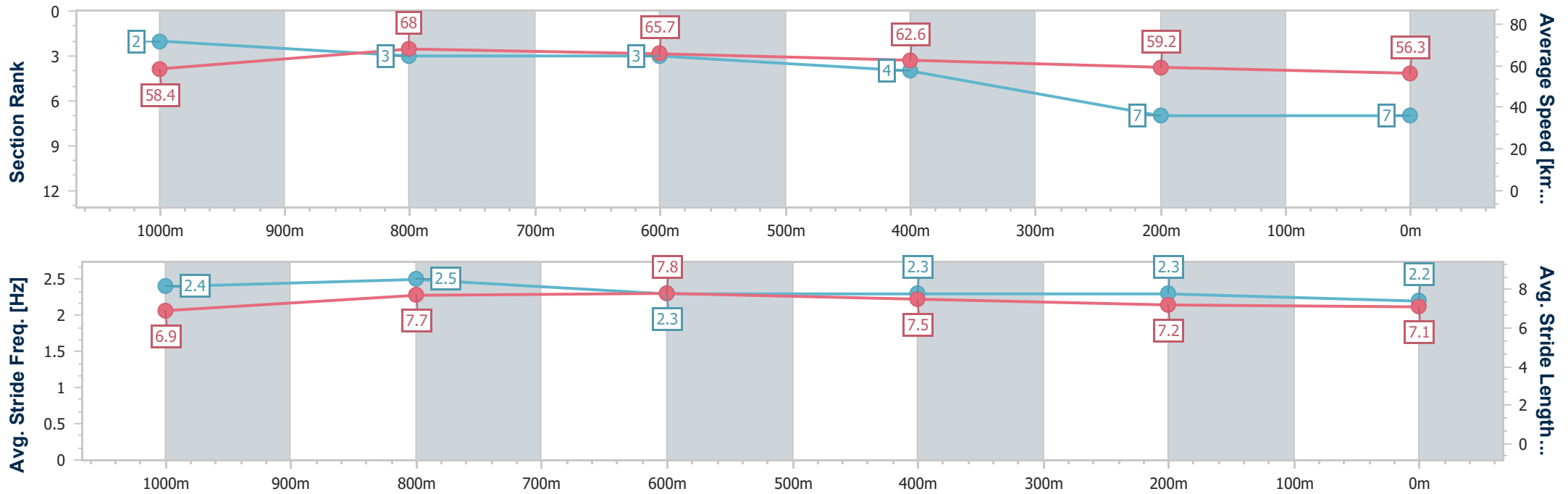
Race 8: RED BERET HOTEL Class 3 Plate - 1250m

14 September 2024 - 17:40

Track Rating: Soft 5, Weather: Fine, Rail Position: True



Section	Overall	1000m	800m	600m	400m	200m
Section Times	1:13.96 [7] (0:15.48)	0:58.48 [2] (0:10.58)	0:47.90 [3] (0:10.94)	0:36.96 [3] (0:11.70)	0:25.26 [4] (0:12.51)	0:12.75 [7] (0:12.75)
Average Speed [km/h]	58.4	68.0	65.7	62.6	59.2	56.3
Top Speed [km/h]	71.3	71.6	67.0	64.9	60.2	58.2
Avg. Dist. to Rail [m]	4.6	0.7	0.2	2.4	8.8	8.3
Avg. Stride Freq. [Hz]	2.4	2.5	2.3	2.3	2.3	2.2
Avg. Stride Length [m]	6.9	7.7	7.8	7.5	7.2	7.1



- [] Ranking at each section and finish
- .-.- No data available at this section
- NA No data available



Horse/Jockey Name	Lidder Valley
Final Rank	8
Fastest Section Time (Section)	0:10.51 (1000m)
Top Speed [km/h] (Section)	68.2 (800m)
Race State	Finished



Ladbrokes Cannon Park QLD Professional

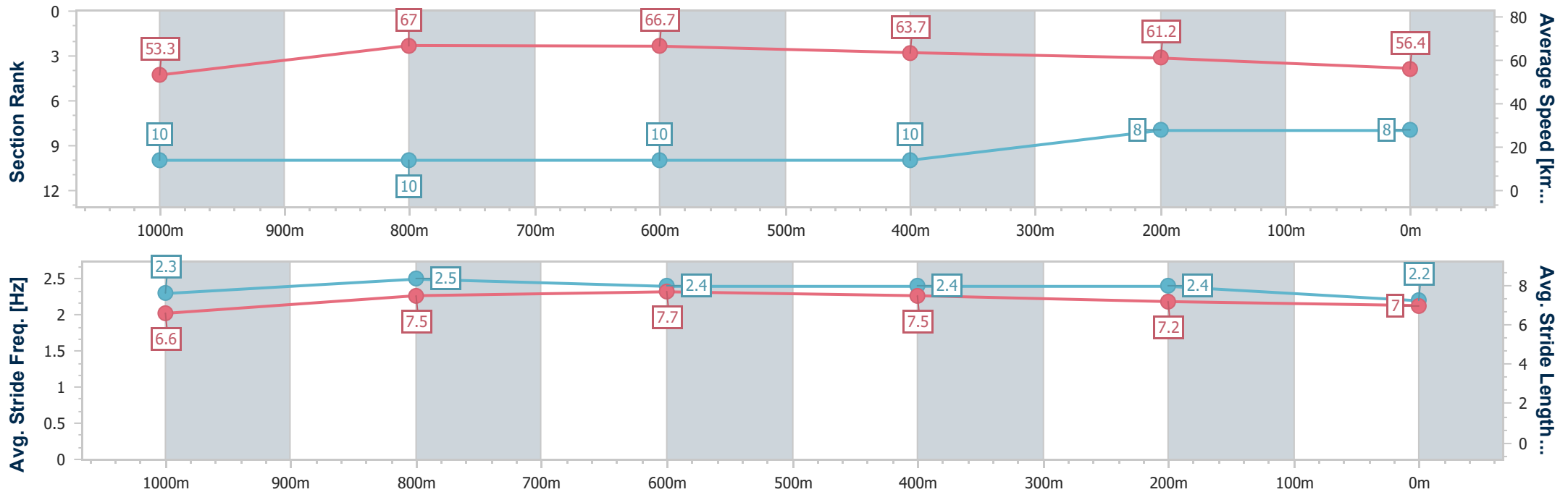
Race 8: RED BERET HOTEL Class 3 Plate - 1250m

14 September 2024 - 17:40

Track Rating: Soft 5, Weather: Fine, Rail Position: True



Section	Overall	1000m	800m	600m	400m	200m
Section Times	1:14.06 [8] (0:16.81)	0:57.25 [10] (0:10.51)	0:46.74 [10] (0:10.78)	0:35.96 [10] (0:11.33)	0:24.63 [10] (0:11.90)	0:12.73 [8] (0:12.73)
Average Speed [km/h]	53.3	67.0	66.7	63.7	61.2	56.4
Top Speed [km/h]	67.0	67.9	68.2	66.9	61.9	59.8
Avg. Dist. to Rail [m]	2.5	3.0	1.7	1.4	3.8	2.2
Avg. Stride Freq. [Hz]	2.3	2.5	2.4	2.4	2.4	2.2
Avg. Stride Length [m]	6.6	7.5	7.7	7.5	7.2	7.0



- [] Ranking at each section and finish
- .-.- No data available at this section
- NA No data available



Horse/Jockey Name	Restrictions
Final Rank	9
Fastest Section Time (Section)	0:10.16 (1000m)
Top Speed [km/h] (Section)	71.5 (Overall)
Race State	Finished



Ladbrokes Cannon Park QLD Professional

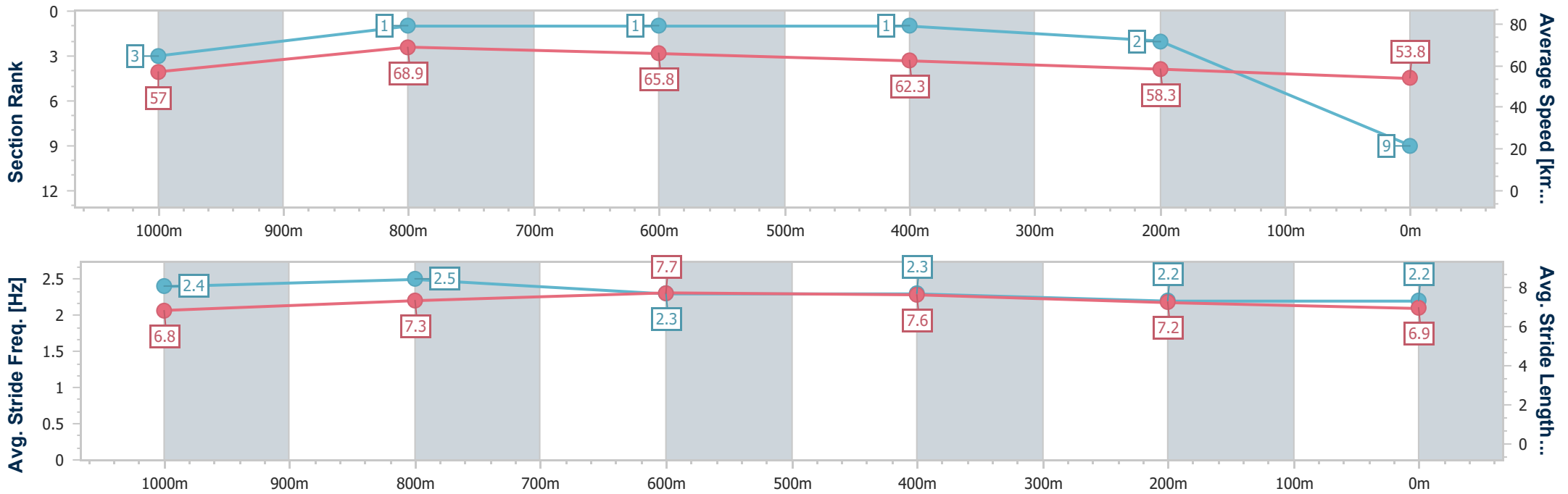
Race 8: RED BERET HOTEL Class 3 Plate - 1250m

14 September 2024 - 17:40

Track Rating: Soft 5, Weather: Fine, Rail Position: True



Section	Overall	1000m	800m	600m	400m	200m
Section Times	1:14.24 [9] (0:15.50)	0:58.74 [3] (0:10.16)	0:48.58 [1] (0:10.94)	0:37.64 [1] (0:11.65)	0:25.99 [1] (0:12.57)	0:13.42 [2] (0:13.42)
Average Speed [km/h]	57.0	68.9	65.8	62.3	58.3	53.8
Top Speed [km/h]	71.5	70.3	66.9	64.0	60.0	55.6
Avg. Dist. to Rail [m]	4.3	4.1	0.7	2.3	6.5	5.2
Avg. Stride Freq. [Hz]	2.4	2.5	2.3	2.3	2.2	2.2
Avg. Stride Length [m]	6.8	7.3	7.7	7.6	7.2	6.9



- [] Ranking at each section and finish
- .-.- No data available at this section
- NA No data available



Horse/Jockey Name	Yellowstone Beth
Final Rank	10
Fastest Section Time (Section)	0:10.61 (1000m)
Top Speed [km/h] (Section)	69.2 (800m)
Race State	Finished



Ladbrokes Cannon Park QLD Professional

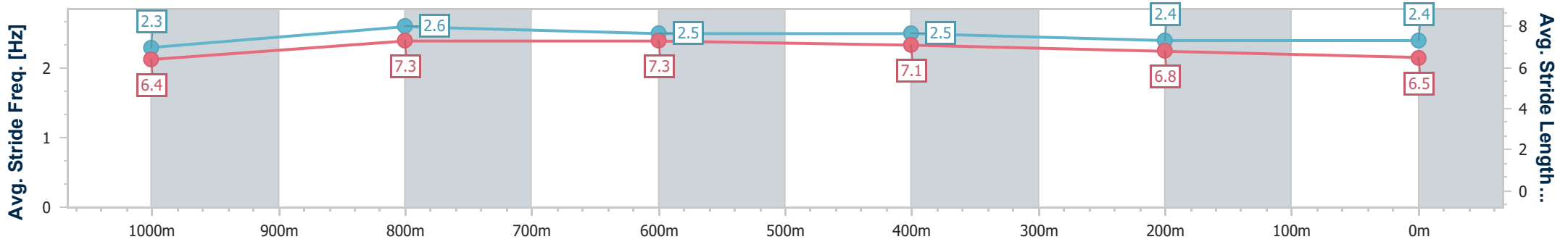
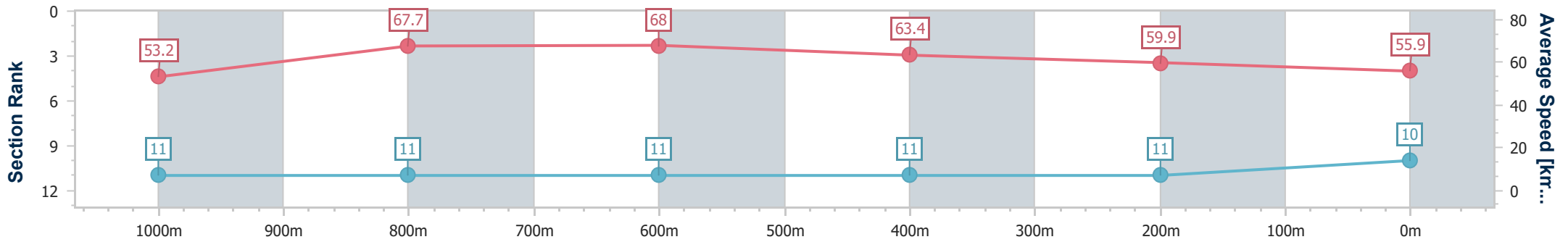
Race 8: RED BERET HOTEL Class 3 Plate - 1250m

14 September 2024 - 17:40

Track Rating: Soft 5, Weather: Fine, Rail Position: True



Section	Overall	1000m	800m	600m	400m	200m
Section Times	1:14.72 [10] (0:16.90)	0:57.82 [11] (0:10.61)	0:47.21 [11] (0:10.62)	0:36.59 [11] (0:11.50)	0:25.09 [11] (0:12.23)	0:12.86 [11] (0:12.86)
Average Speed [km/h]	53.2	67.7	68.0	63.4	59.9	55.9
Top Speed [km/h]	68.6	68.8	69.2	67.3	61.2	59.1
Avg. Dist. to Rail [m]	2.4	0.4	0.3	2.5	6.1	9.3
Avg. Stride Freq. [Hz]	2.3	2.6	2.5	2.5	2.4	2.4
Avg. Stride Length [m]	6.4	7.3	7.3	7.1	6.8	6.5



- [] Ranking at each section and finish
- .-.- No data available at this section
- NA No data available



Horse/Jockey Name	Ovoid
Final Rank	11
Fastest Section Time (Section)	0:10.31 (1000m)
Top Speed [km/h] (Section)	71.6 (Overall)
Race State	Finished



Ladbrokes Cannon Park QLD Professional

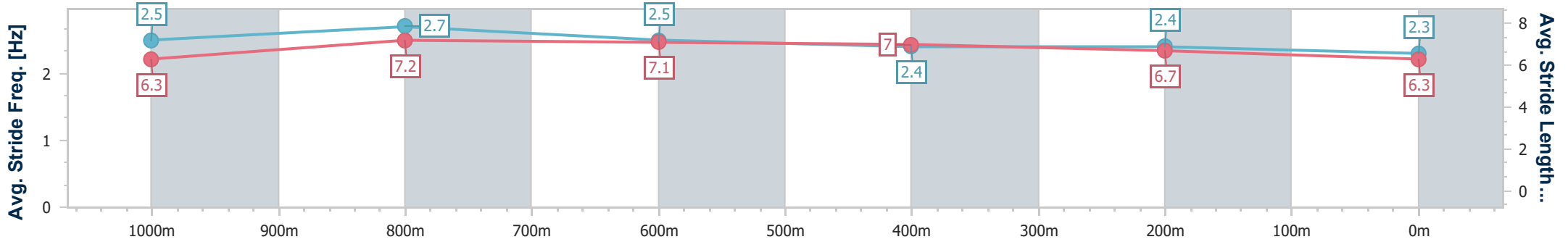
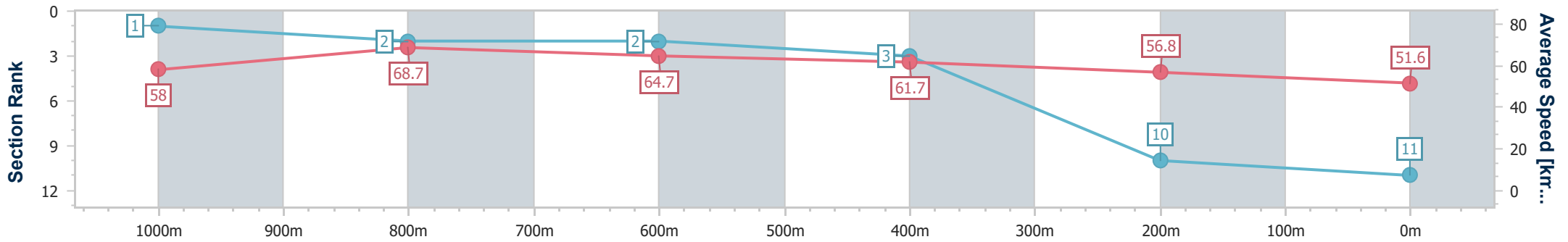
Race 8: RED BERET HOTEL Class 3 Plate - 1250m

14 September 2024 - 17:40

Track Rating: Soft 5, Weather: Fine, Rail Position: True



Section	Overall	1000m	800m	600m	400m	200m
Section Times	1:15.51 [11] (0:15.46)	1:00.05 [1] (0:10.31)	0:49.74 [2] (0:11.12)	0:38.62 [2] (0:11.76)	0:26.86 [3] (0:12.93)	0:13.93 [10] (0:13.93)
Average Speed [km/h]	58.0	68.7	64.7	61.7	56.8	51.6
Top Speed [km/h]	71.6	70.7	68.6	64.0	58.5	54.7
Avg. Dist. to Rail [m]	1.4	2.0	0.1	1.3	6.4	5.3
Avg. Stride Freq. [Hz]	2.5	2.7	2.5	2.4	2.4	2.3
Avg. Stride Length [m]	6.3	7.2	7.1	7.0	6.7	6.3



- [] Ranking at each section and finish
- .-.- No data available at this section
- NA No data available