



Eagle Farm QLD Professional

Race 7: XXXX QUALITY Handicap - 1600m

14 September 2024 - 15:35



BRISBANE
RACING CLUB

Track Rating: Good 4, Weather: Fine, Rail Position: True

Section														
Field Times	Overall	1400m	1200m	1000m	800m	600m	400m	Last 600m						
	1:37.98 (0:13.88)	1:24.10 (0:11.71)	1:12.39 (0:12.03)	1:00.36 (0:11.99)	0:48.37 (0:11.94)	0:36.43 (0:11.89)	0:24.54 (0:11.98)	0:36.43						
Rank	TAB	Horse/Jockey	Barrier	Top Speed [km/h]	Fastest Section									Distance Travelled [m]
1	4	LINTHORPE LAD Taylor Marshall	5	63.0 400m	0:11.54 400m	1:37.98 [1] (0:14.39)	1:23.59 [6] (0:11.70)	1:11.89 [5] (0:12.33)	0:59.56 [6] (0:12.22)	0:47.34 [6] (0:11.88)	0:35.46 [6] (0:11.79)	0:23.67 [6] (0:11.54)	0:35.46	
2	7	AWASH Kyle Wilson-Taylor	10	63.4 600m	0:11.57 400m	1:38.04 [2] (0:14.05)	1:23.99 [3] (0:11.90)	1:12.09 [3] (0:12.22)	0:59.87 [4] (0:12.33)	0:47.54 [4] (0:11.89)	0:35.65 [4] (0:11.64)	0:24.01 [4] (0:11.57)	0:35.65	-1
3	8	MENAZZI Robbie Dolan	6	63.3 800m	0:11.78 1400m	1:38.25 [3] (0:14.03)	1:24.22 [2] (0:11.78)	1:12.44 [2] (0:12.11)	1:00.33 [2] (0:12.00)	0:48.33 [2] (0:11.84)	0:36.49 [2] (0:11.96)	0:24.53 [2] (0:11.80)	0:36.49	-2
4	3	MISSISSIPPI PRINCE Samantha Collett	1	63.7 Overall	0:11.71 1400m	1:38.26 [4] (0:13.88)	1:24.38 [1] (0:11.71)	1:12.67 [1] (0:12.03)	1:00.64 [1] (0:11.99)	0:48.65 [1] (0:11.94)	0:36.71 [1] (0:11.89)	0:24.82 [1] (0:11.98)	0:36.71	-6
5	9	SUPER CHILLED Cejay Graham	3	62.8 600m	0:11.65 600m	1:38.61 [5] (0:14.20)	1:24.41 [4] (0:11.78)	1:12.63 [4] (0:12.18)	1:00.45 [3] (0:12.22)	0:48.23 [3] (0:11.99)	0:36.24 [3] (0:11.65)	0:24.59 [3] (0:11.84)	0:36.24	-8
6	1	VIMINELE Jake Bayliss	2	62.4 Overall	0:11.64 600m	1:38.62 [6] (0:14.42)	1:24.20 [7] (0:11.81)	1:12.39 [6] (0:12.14)	1:00.25 [5] (0:12.26)	0:47.99 [5] (0:11.85)	0:36.14 [5] (0:11.64)	0:24.50 [5] (0:11.78)	0:36.14	-6
7	6	CHAYSE 'N' ARTIE Bailey Wheeler	8	64.1 800m	0:11.56 400m	1:38.63 [7] (0:14.22)	1:24.41 [5] (0:12.08)	1:12.33 [8] (0:12.38)	0:59.95 [7] (0:12.35)	0:47.60 [8] (0:11.83)	0:35.77 [7] (0:11.73)	0:24.04 [8] (0:11.56)	0:35.77	+2
8	5	A DEEL OF HUMOUR Tahlia Fenlon	9	64.4 600m	0:11.61 600m	1:38.72 [8] (0:14.81)	1:23.91 [9] (0:11.88)	1:12.03 [10] (0:12.30)	0:59.73 [10] (0:12.31)	0:47.42 [10] (0:11.81)	0:35.61 [10] (0:11.61)	0:24.00 [10] (0:11.62)	0:35.61	+0
9	10	SOKUDO Melea Castle	7	63.3 400m	0:11.58 400m	1:38.88 [9] (0:14.93)	1:23.95 [10] (0:11.74)	1:12.21 [9] (0:12.30)	0:59.91 [9] (0:12.26)	0:47.65 [9] (0:11.72)	0:35.93 [9] (0:11.74)	0:24.19 [9] (0:11.58)	0:35.93	-7
10	2	KIRKEBY James Orman	4	63.2 800m	0:11.63 600m	1:39.38 [10] (0:14.57)	1:24.81 [8] (0:11.70)	1:13.11 [7] (0:12.42)	1:00.69 [8] (0:12.32)	0:48.37 [7] (0:11.87)	0:36.50 [8] (0:11.63)	0:24.87 [7] (0:11.88)	0:36.50	-4

[] Ranking at each section and finish
 -:-:- No data available at this section
 NA No data available

SCN Saddle cloth number
 DNF Did not finish
 DNT Did not track



Eagle Farm QLD Professional
Race 7: XXXX QUALITY Handicap - 1600m
14 September 2024 - 15:35



BRISBANE
RACING CLUB

Track Rating: Good 4, Weather: Fine, Rail Position: True

Section							200m			Last 600m
Field Times							0:12.56 (0:12.56)			0:36.43
Rank	TAB	Horse/Jockey	Barrier	Top Speed [km/h]	Fastest Section	Margin			Distance Travelled [m]	
1	4	LINTHORPE LAD Taylor Marshall	5	63.0 400m	0:11.54 400m	0:12.13 [4] (0:12.13)	1:37.98		0:35.46	
2	7	AWASH Kyle Wilson-Taylor	10	63.4 600m	0:11.57 400m	0:12.44 [3] (0:12.44)	0.35L		0:35.65 -1	
3	8	MENAZZI Robbie Dolan	6	63.3 800m	0:11.78 1400m	0:12.73 [2] (0:12.73)	1.64L		0:36.49 -2	
4	3	MISSISSIPPI PRINCE Samantha Collett	1	63.7 Overall	0:11.71 1400m	0:12.84 [1] (0:12.84)	1.68L		0:36.71 -6	
5	9	SUPER CHILLED Cejay Graham	3	62.8 600m	0:11.65 600m	0:12.75 [5] (0:12.75)	3.72L		0:36.24 -8	
6	1	VIMINELE Jake Bayliss	2	62.4 Overall	0:11.64 600m	0:12.72 [6] (0:12.72)	3.8L		0:36.14 -6	
7	6	CHAYSE 'N' ARTIE Bailey Wheeler	8	64.1 800m	0:11.56 400m	0:12.48 [7] (0:12.48)	3.84L		0:35.77 +2	
8	5	A DEEL OF HUMOUR Tahlia Fenlon	9	64.4 600m	0:11.61 600m	0:12.38 [9] (0:12.38)	4.35L		0:35.61 +0	
9	10	SOKUDO Melea Castle	7	63.3 400m	0:11.58 400m	0:12.61 [8] (0:12.61)	5.29L		0:35.93 -7	
10	2	KIRKEBY James Orman	4	63.2 800m	0:11.63 600m	0:12.99 [10] (0:12.99)	8.27L		0:36.50 -4	

[] Ranking at each section and finish
 -:-:- No data available at this section
 NA No data available

SCN Saddle cloth number
 DNF Did not finish
 DNT Did not track



Horse/Jockey Name	Linthorpe Lad
Final Rank	1
Fastest Section Time (Section)	0:11.54 (400m)
Top Speed [km/h] (Section)	63.0 (400m)
Race State	Finished

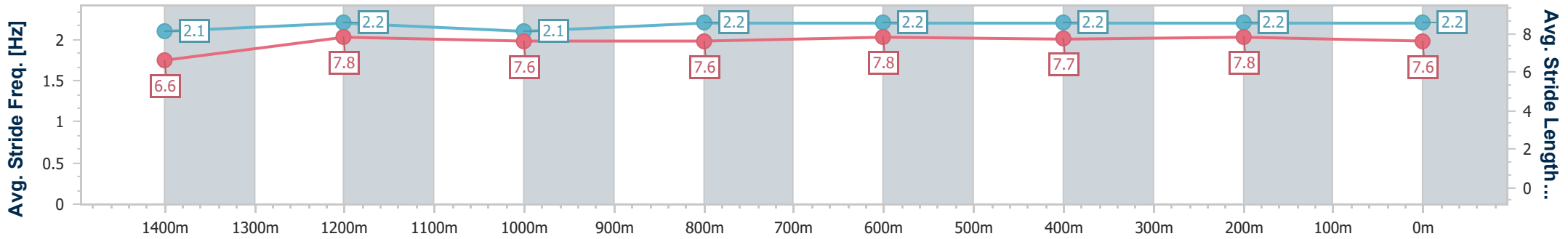
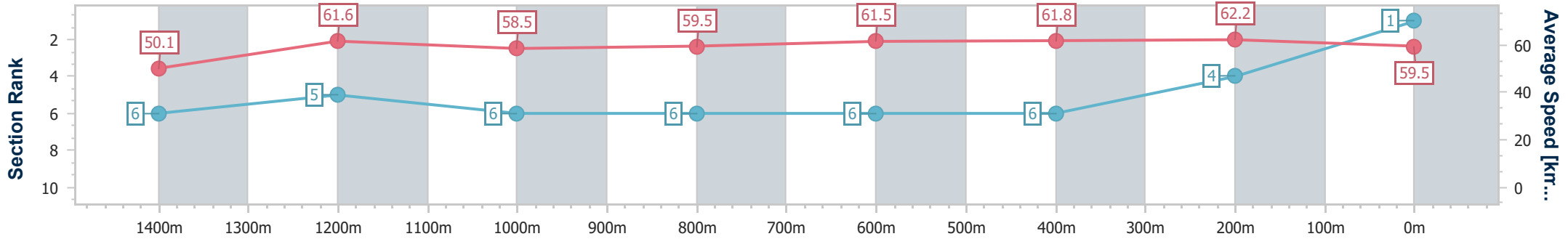


Eagle Farm QLD Professional
 Race 7: XXXX QUALITY Handicap - 1600m
 14 September 2024 - 15:35
 Track Rating: Good 4, Weather: Fine, Rail Position: True



BRISBANE
RACING CLUB

Section	Overall	1400m	1200m	1000m	800m	600m	400m	200m
Section Times	1:37.98 [1] (0:14.39)	1:23.59 [6] (0:11.70)	1:11.89 [5] (0:12.33)	0:59.56 [6] (0:12.22)	0:47.34 [6] (0:11.88)	0:35.46 [6] (0:11.79)	0:23.67 [6] (0:11.54)	0:12.13 [4] (0:12.13)
Average Speed [km/h]	50.1	61.6	58.5	59.5	61.5	61.8	62.2	59.5
Top Speed [km/h]	62.7	62.7	59.5	62.5	62.2	62.7	63.0	61.5
Avg. Dist. to Rail [m]	7.9	0.9	1.2	2.3	2.6	2.5	5.3	4.9
Avg. Stride Freq. [Hz]	2.1	2.2	2.1	2.2	2.2	2.2	2.2	2.2
Avg. Stride Length [m]	6.6	7.8	7.6	7.6	7.8	7.7	7.8	7.6



- [] Ranking at each section and finish
- .-.- No data available at this section
- NA No data available



Horse/Jockey Name	Awash
Final Rank	2
Fastest Section Time (Section)	0:11.57 (400m)
Top Speed [km/h] (Section)	63.4 (600m)
Race State	Finished

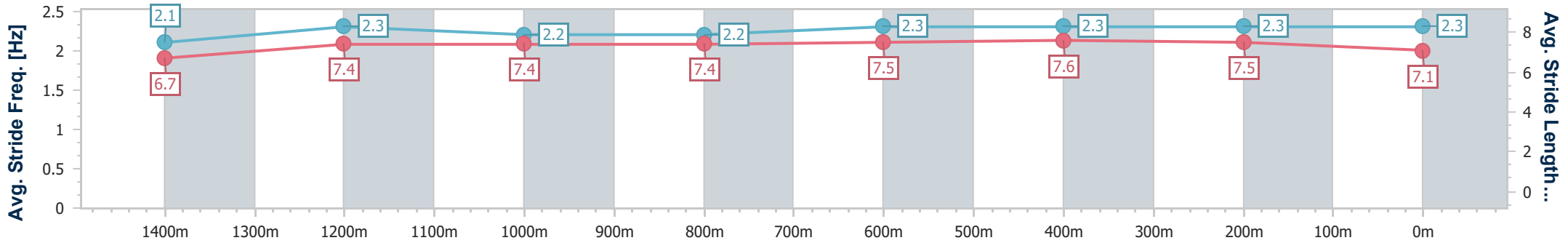
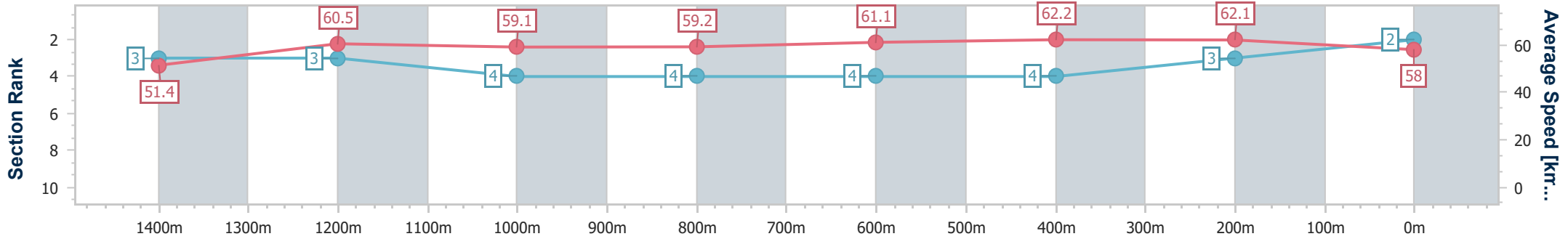


Eagle Farm QLD Professional
 Race 7: XXXX QUALITY Handicap - 1600m
 14 September 2024 - 15:35
 Track Rating: Good 4, Weather: Fine, Rail Position: True



BRISBANE
RACING CLUB

Section	Overall	1400m	1200m	1000m	800m	600m	400m	200m
Section Times	1:38.04 [2] (0:14.05)	1:23.99 [3] (0:11.90)	1:12.09 [3] (0:12.22)	0:59.87 [4] (0:12.33)	0:47.54 [4] (0:11.89)	0:35.65 [4] (0:11.64)	0:24.01 [4] (0:11.57)	0:12.44 [3] (0:12.44)
Average Speed [km/h]	51.4	60.5	59.1	59.2	61.1	62.2	62.1	58.0
Top Speed [km/h]	63.0	62.3	60.0	61.7	61.6	63.4	63.2	61.5
Avg. Dist. to Rail [m]	11.4	3.0	2.7	2.9	2.0	0.5	2.9	3.2
Avg. Stride Freq. [Hz]	2.1	2.3	2.2	2.2	2.3	2.3	2.3	2.3
Avg. Stride Length [m]	6.7	7.4	7.4	7.4	7.5	7.6	7.5	7.1



- [] Ranking at each section and finish
- .-.- No data available at this section
- NA No data available



Horse/Jockey Name	Menazzi
Final Rank	3
Fastest Section Time (Section)	0:11.78 (1400m)
Top Speed [km/h] (Section)	63.3 (800m)
Race State	Finished

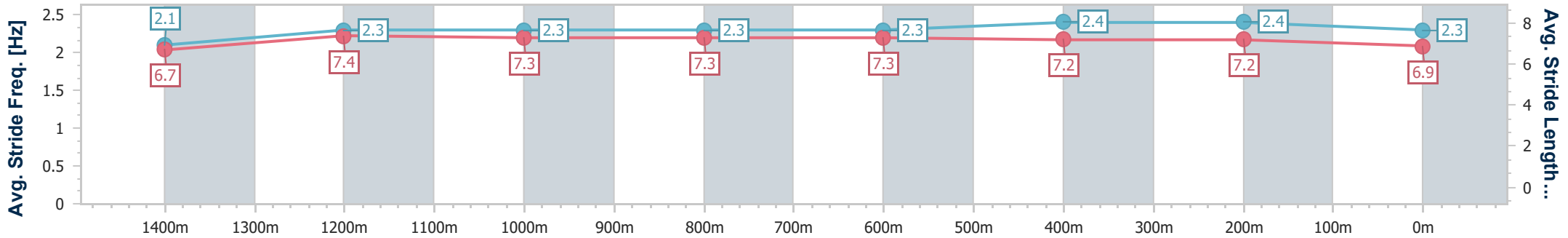
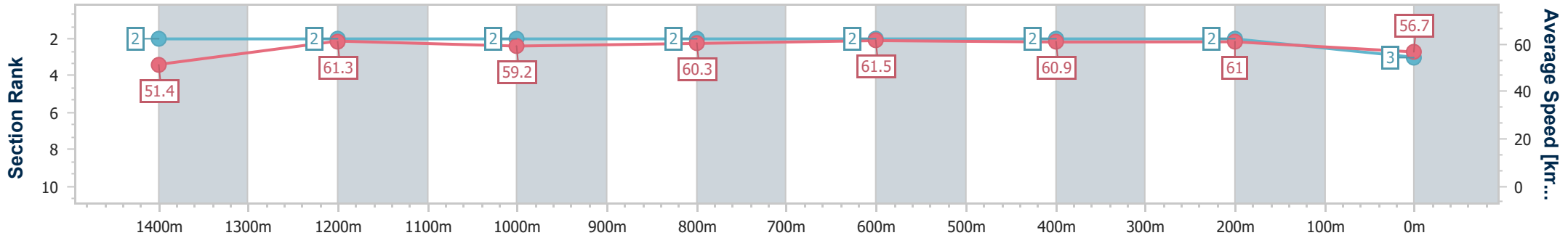


Eagle Farm QLD Professional
 Race 7: XXXX QUALITY Handicap - 1600m
 14 September 2024 - 15:35
 Track Rating: Good 4, Weather: Fine, Rail Position: True



BRISBANE
RACING CLUB

Section	Overall	1400m	1200m	1000m	800m	600m	400m	200m
Section Times	1:38.25 [3] (0:14.03)	1:24.22 [2] (0:11.78)	1:12.44 [2] (0:12.11)	1:00.33 [2] (0:12.00)	0:48.33 [2] (0:11.84)	0:36.49 [2] (0:11.96)	0:24.53 [2] (0:11.80)	0:12.73 [2] (0:12.73)
Average Speed [km/h]	51.4	61.3	59.2	60.3	61.5	60.9	61.0	56.7
Top Speed [km/h]	63.2	61.9	60.5	61.4	63.3	61.9	62.4	59.1
Avg. Dist. to Rail [m]	8.1	0.2	0.6	0.7	2.6	1.7	1.0	1.4
Avg. Stride Freq. [Hz]	2.1	2.3	2.3	2.3	2.3	2.4	2.4	2.3
Avg. Stride Length [m]	6.7	7.4	7.3	7.3	7.3	7.2	7.2	6.9



- [] Ranking at each section and finish
- .-.- No data available at this section
- NA No data available



Horse/Jockey Name	Mississippi Prince
Final Rank	4
Fastest Section Time (Section)	0:11.71 (1400m)
Top Speed [km/h] (Section)	63.7 (Overall)
Race State	Finished

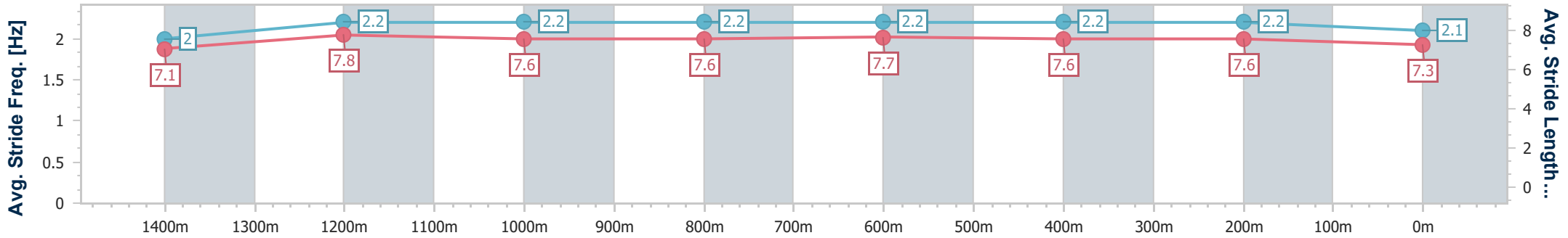
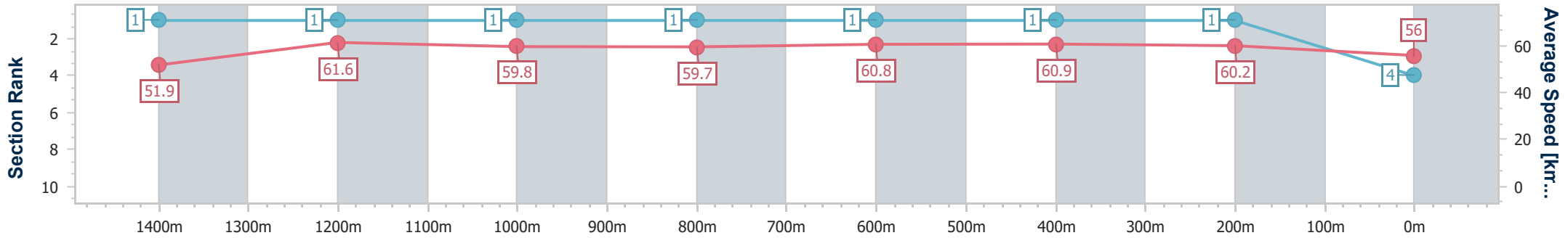


Eagle Farm QLD Professional
 Race 7: XXXX QUALITY Handicap - 1600m
 14 September 2024 - 15:35
 Track Rating: Good 4, Weather: Fine, Rail Position: True



BRISBANE
RACING CLUB

Section	Overall	1400m	1200m	1000m	800m	600m	400m	200m
Section Times	1:38.26 [4] (0:13.88)	1:24.38 [1] (0:11.71)	1:12.67 [1] (0:12.03)	1:00.64 [1] (0:11.99)	0:48.65 [1] (0:11.94)	0:36.71 [1] (0:11.89)	0:24.82 [1] (0:11.98)	0:12.84 [1] (0:12.84)
Average Speed [km/h]	51.9	61.6	59.8	59.7	60.8	60.9	60.2	56.0
Top Speed [km/h]	63.7	63.1	61.5	60.9	61.1	61.4	61.3	58.1
Avg. Dist. to Rail [m]	6.1	0.5	0.4	0.8	1.1	1.7	1.2	0.9
Avg. Stride Freq. [Hz]	2.0	2.2	2.2	2.2	2.2	2.2	2.2	2.1
Avg. Stride Length [m]	7.1	7.8	7.6	7.6	7.7	7.6	7.6	7.3



- [] Ranking at each section and finish
- .-.- No data available at this section
- NA No data available



Horse/Jockey Name	Super Chilled
Final Rank	5
Fastest Section Time (Section)	0:11.65 (600m)
Top Speed [km/h] (Section)	62.8 (600m)
Race State	Finished

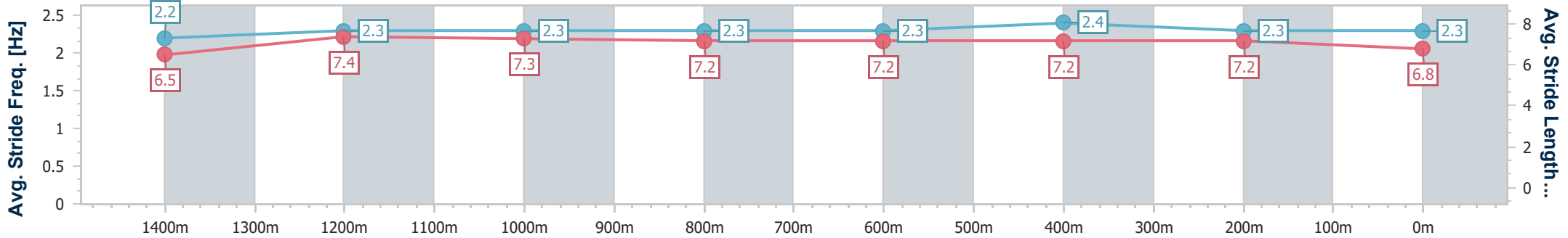
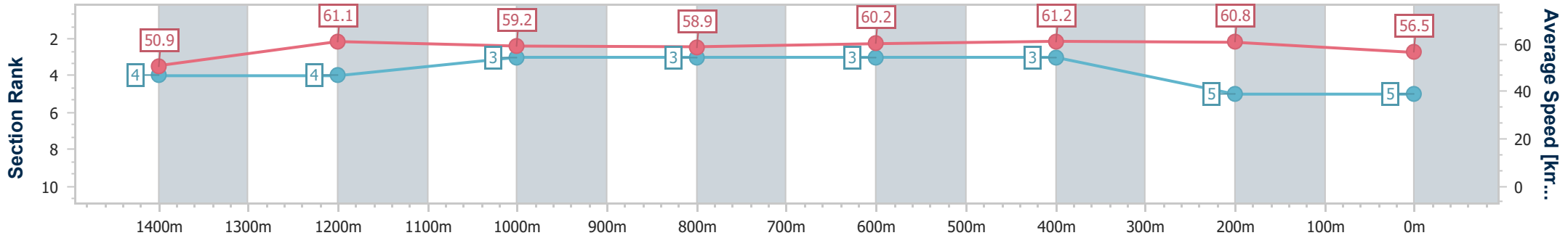


Eagle Farm QLD Professional
 Race 7: XXXX QUALITY Handicap - 1600m
 14 September 2024 - 15:35
 Track Rating: Good 4, Weather: Fine, Rail Position: True



BRISBANE
RACING CLUB

Section	Overall	1400m	1200m	1000m	800m	600m	400m	200m
Section Times	1:38.61 [5] (0:14.20)	1:24.41 [4] (0:11.78)	1:12.63 [4] (0:12.18)	1:00.45 [3] (0:12.22)	0:48.23 [3] (0:11.99)	0:36.24 [3] (0:11.65)	0:24.59 [3] (0:11.84)	0:12.75 [5] (0:12.75)
Average Speed [km/h]	50.9	61.1	59.2	58.9	60.2	61.2	60.8	56.5
Top Speed [km/h]	62.6	61.9	60.6	60.9	61.3	62.8	61.7	58.8
Avg. Dist. to Rail [m]	6.4	0.7	0.4	0.7	0.8	1.4	0.8	2.2
Avg. Stride Freq. [Hz]	2.2	2.3	2.3	2.3	2.3	2.4	2.3	2.3
Avg. Stride Length [m]	6.5	7.4	7.3	7.2	7.2	7.2	7.2	6.8



- [] Ranking at each section and finish
- .-.- No data available at this section
- NA No data available



Horse/Jockey Name	Viminele
Final Rank	6
Fastest Section Time (Section)	0:11.64 (600m)
Top Speed [km/h] (Section)	62.4 (Overall)
Race State	Finished

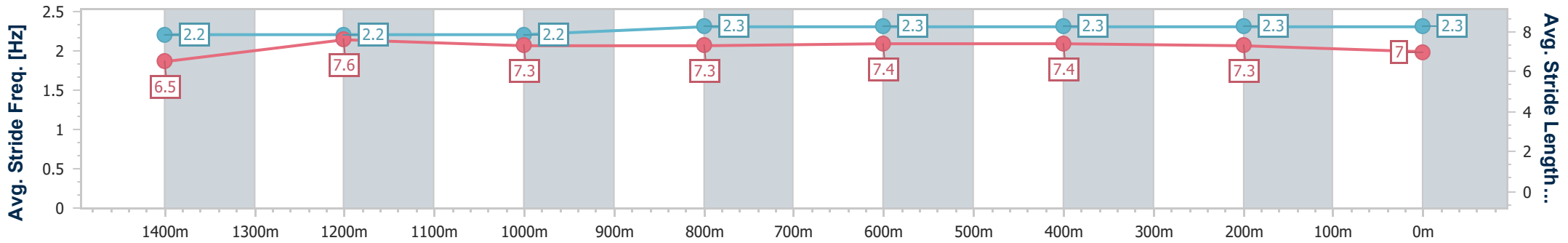
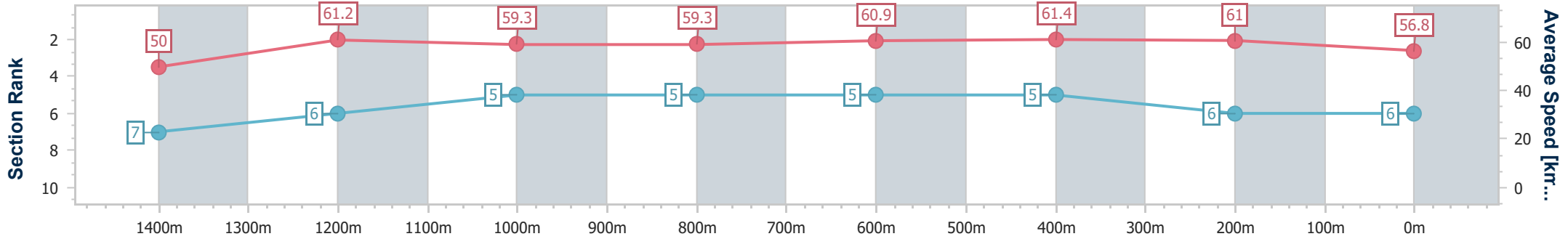


Eagle Farm QLD Professional
 Race 7: XXXX QUALITY Handicap - 1600m
 14 September 2024 - 15:35
 Track Rating: Good 4, Weather: Fine, Rail Position: True



BRISBANE
RACING CLUB

Section	Overall	1400m	1200m	1000m	800m	600m	400m	200m
Section Times	1:38.62 [6] (0:14.42)	1:24.20 [7] (0:11.81)	1:12.39 [6] (0:12.14)	1:00.25 [5] (0:12.26)	0:47.99 [5] (0:11.85)	0:36.14 [5] (0:11.64)	0:24.50 [5] (0:11.78)	0:12.72 [6] (0:12.72)
Average Speed [km/h]	50.0	61.2	59.3	59.3	60.9	61.4	61.0	56.8
Top Speed [km/h]	62.4	61.9	60.6	61.5	61.5	62.3	61.9	59.4
Avg. Dist. to Rail [m]	5.9	1.7	2.4	2.0	0.6	1.3	3.0	3.7
Avg. Stride Freq. [Hz]	2.2	2.2	2.2	2.3	2.3	2.3	2.3	2.3
Avg. Stride Length [m]	6.5	7.6	7.3	7.3	7.4	7.4	7.3	7.0



- [] Ranking at each section and finish
- .-.- No data available at this section
- NA No data available



Horse/Jockey Name	Chayse 'N' Artie
Final Rank	7
Fastest Section Time (Section)	0:11.56 (400m)
Top Speed [km/h] (Section)	64.1 (800m)
Race State	Finished

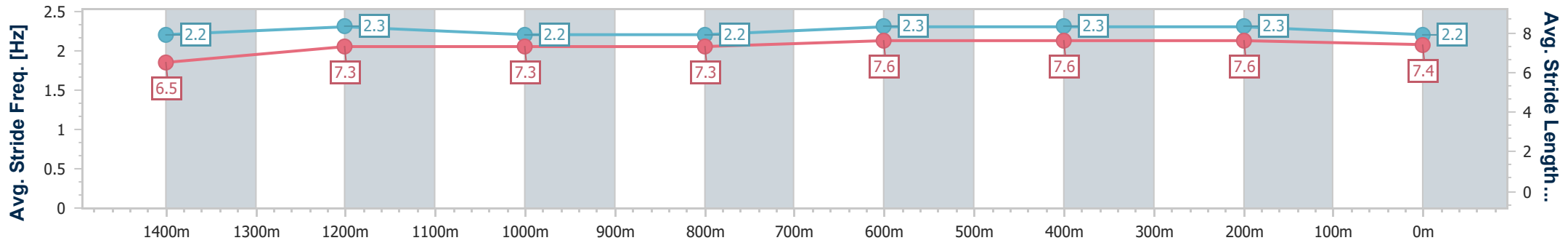
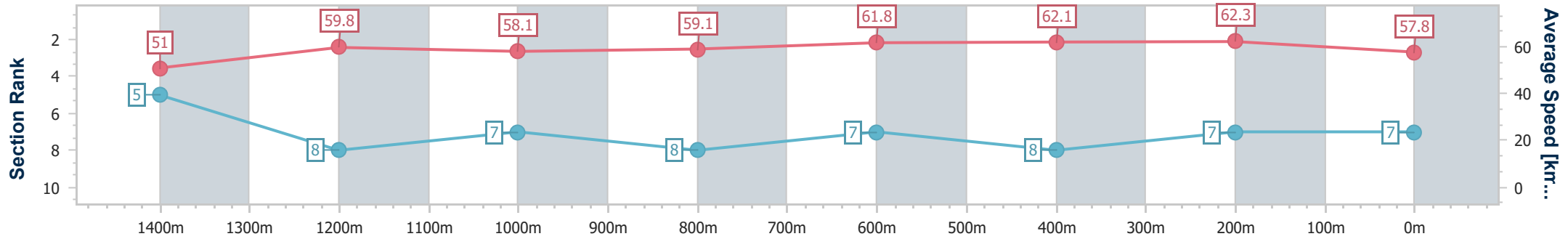


Eagle Farm QLD Professional
 Race 7: XXXX QUALITY Handicap - 1600m
 14 September 2024 - 15:35
 Track Rating: Good 4, Weather: Fine, Rail Position: True



BRISBANE
RACING CLUB

Section	Overall	1400m	1200m	1000m	800m	600m	400m	200m
Section Times	1:38.63 [7] (0:14.22)	1:24.41 [5] (0:12.08)	1:12.33 [8] (0:12.38)	0:59.95 [7] (0:12.35)	0:47.60 [8] (0:11.83)	0:35.77 [7] (0:11.73)	0:24.04 [8] (0:11.56)	0:12.48 [7] (0:12.48)
Average Speed [km/h]	51.0	59.8	58.1	59.1	61.8	62.1	62.3	57.8
Top Speed [km/h]	62.5	61.5	58.9	63.3	64.1	63.0	63.0	61.3
Avg. Dist. to Rail [m]	10.3	2.7	2.8	2.7	3.2	2.0	5.6	4.8
Avg. Stride Freq. [Hz]	2.2	2.3	2.2	2.2	2.3	2.3	2.3	2.2
Avg. Stride Length [m]	6.5	7.3	7.3	7.3	7.6	7.6	7.6	7.4



- [] Ranking at each section and finish
- .-.- No data available at this section
- NA No data available



Horse/Jockey Name	A Deel Of Humour
Final Rank	8
Fastest Section Time (Section)	0:11.61 (600m)
Top Speed [km/h] (Section)	64.4 (600m)
Race State	Finished

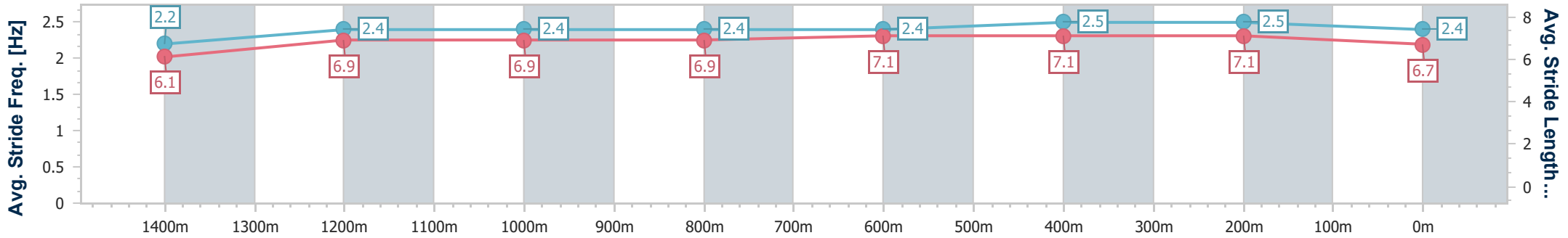
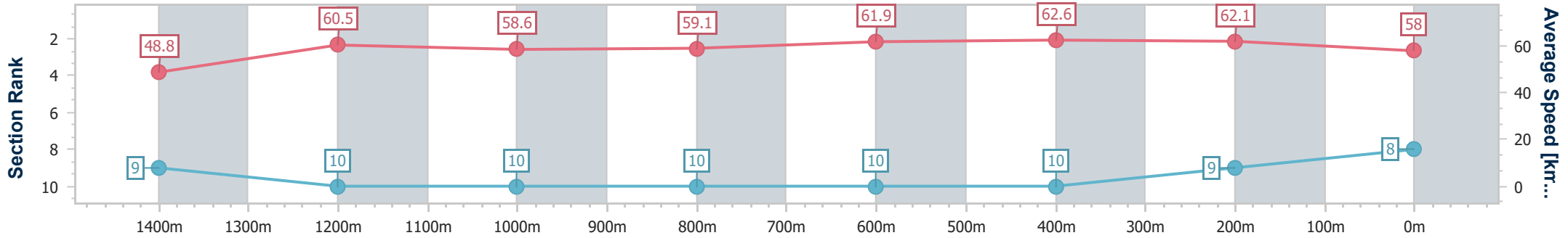


Eagle Farm QLD Professional
 Race 7: XXXX QUALITY Handicap - 1600m
 14 September 2024 - 15:35
 Track Rating: Good 4, Weather: Fine, Rail Position: True



BRISBANE
RACING CLUB

Section	Overall	1400m	1200m	1000m	800m	600m	400m	200m
Section Times	1:38.72 [8] (0:14.81)	1:23.91 [9] (0:11.88)	1:12.03 [10] (0:12.30)	0:59.73 [10] (0:12.31)	0:47.42 [10] (0:11.81)	0:35.61 [10] (0:11.61)	0:24.00 [10] (0:11.62)	0:12.38 [9] (0:12.38)
Average Speed [km/h]	48.8	60.5	58.6	59.1	61.9	62.6	62.1	58.0
Top Speed [km/h]	59.6	61.2	61.2	62.5	63.0	64.4	63.1	60.5
Avg. Dist. to Rail [m]	9.6	1.6	1.5	1.8	3.4	2.4	6.7	7.4
Avg. Stride Freq. [Hz]	2.2	2.4	2.4	2.4	2.4	2.5	2.5	2.4
Avg. Stride Length [m]	6.1	6.9	6.9	6.9	7.1	7.1	7.1	6.7



- [] Ranking at each section and finish
- .-.- No data available at this section
- NA No data available



Horse/Jockey Name	Sokudo
Final Rank	9
Fastest Section Time (Section)	0:11.58 (400m)
Top Speed [km/h] (Section)	63.3 (400m)
Race State	Finished

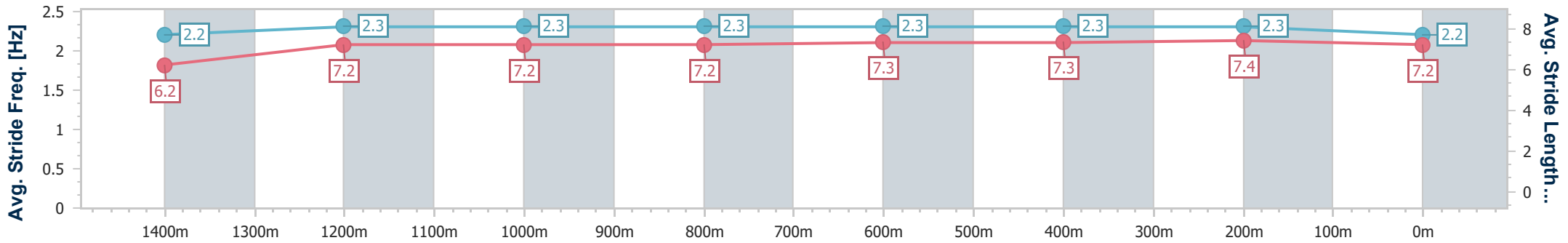
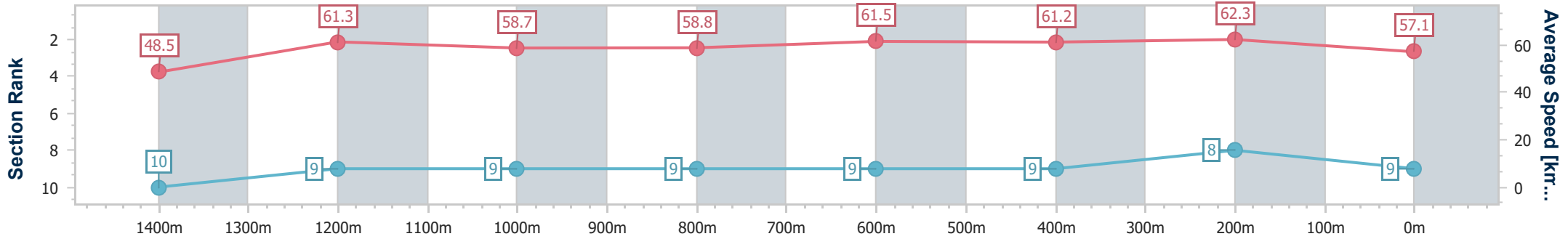


Eagle Farm QLD Professional
 Race 7: XXXX QUALITY Handicap - 1600m
 14 September 2024 - 15:35
 Track Rating: Good 4, Weather: Fine, Rail Position: True



BRISBANE
RACING CLUB

Section	Overall	1400m	1200m	1000m	800m	600m	400m	200m
Section Times	1:38.88 [9] (0:14.93)	1:23.95 [10] (0:11.74)	1:12.21 [9] (0:12.30)	0:59.91 [9] (0:12.26)	0:47.65 [9] (0:11.72)	0:35.93 [9] (0:11.74)	0:24.19 [9] (0:11.58)	0:12.61 [8] (0:12.61)
Average Speed [km/h]	48.5	61.3	58.7	58.8	61.5	61.2	62.3	57.1
Top Speed [km/h]	62.2	62.1	61.3	61.4	63.1	62.4	63.3	60.8
Avg. Dist. to Rail [m]	8.0	0.5	0.9	0.3	0.4	0.5	3.4	3.7
Avg. Stride Freq. [Hz]	2.2	2.3	2.3	2.3	2.3	2.3	2.3	2.2
Avg. Stride Length [m]	6.2	7.2	7.2	7.2	7.3	7.3	7.4	7.2



- [] Ranking at each section and finish
- .-.- No data available at this section
- NA No data available



Horse/Jockey Name	Kirkeby
Final Rank	10
Fastest Section Time (Section)	0:11.63 (600m)
Top Speed [km/h] (Section)	63.2 (800m)
Race State	Finished

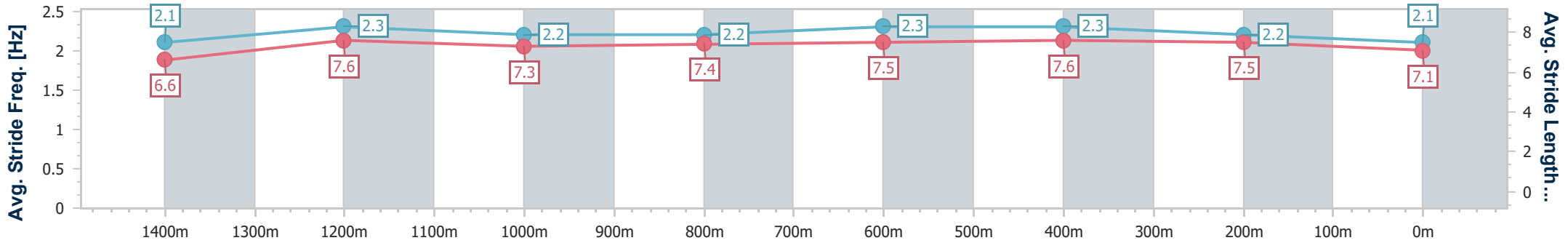
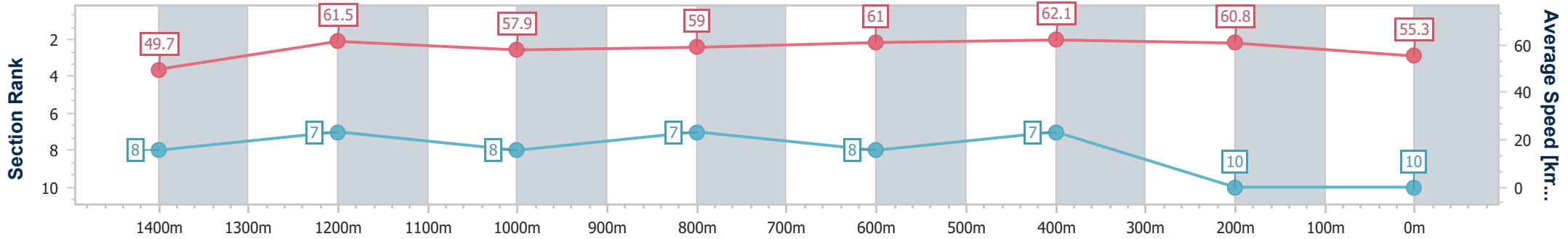


Eagle Farm QLD Professional
 Race 7: XXXX QUALITY Handicap - 1600m
 14 September 2024 - 15:35
 Track Rating: Good 4, Weather: Fine, Rail Position: True



BRISBANE
RACING CLUB

Section	Overall	1400m	1200m	1000m	800m	600m	400m	200m
Section Times	1:39.38 [10] (0:14.57)	1:24.81 [8] (0:11.70)	1:13.11 [7] (0:12.42)	1:00.69 [8] (0:12.32)	0:48.37 [7] (0:11.87)	0:36.50 [8] (0:11.63)	0:24.87 [7] (0:11.88)	0:12.99 [10] (0:12.99)
Average Speed [km/h]	49.7	61.5	57.9	59.0	61.0	62.1	60.8	55.3
Top Speed [km/h]	60.9	62.3	60.0	62.5	63.2	63.0	62.7	59.3
Avg. Dist. to Rail [m]	6.6	0.8	0.9	1.3	2.1	0.5	2.2	3.4
Avg. Stride Freq. [Hz]	2.1	2.3	2.2	2.2	2.3	2.3	2.2	2.1
Avg. Stride Length [m]	6.6	7.6	7.3	7.4	7.5	7.6	7.5	7.1



- [] Ranking at each section and finish
- .-.- No data available at this section
- NA No data available