



Eagle Farm QLD Professional
Race 2: EAGLE FARM RACING MUSEUM Fillies & Mares No Metro Wins
Handicap - 1400m
14 September 2024 - 12:33



BRISBANE
RACING CLUB

Track Rating: Soft 5, Weather: Fine, Rail Position: True

Section		Overall	1200m	1000m	800m	600m	400m	Last 600m				
Field Times		1:24.72 (0:13.76)	1:10.96 (0:11.58)	0:59.38 (0:11.90)	0:47.48 (0:12.24)	0:35.24 (0:12.00)	0:23.24 (0:11.30)	0:35.24				
Rank	TAB Horse/Jockey	Barrier	Top Speed [km/h]	Fastest Section	Distance Travelled [m]							
1	2 MY PINS Emily Lang	3	65.1 400m	0:11.12 400m	1:24.72 [1] (0:14.03)	1:10.69 [2] (0:11.57)	0:59.12 [4] (0:12.05)	0:47.07 [3] (0:12.17)	0:34.90 [3] (0:11.84)	0:23.06 [3] (0:11.12)	0:34.90	
2	5 PIPISTRELLE Ron Stewart	2	65.7 600m	0:11.26 400m	1:24.94 [2] (0:14.24)	1:10.70 [5] (0:11.42)	0:59.28 [5] (0:12.21)	0:47.07 [5] (0:12.22)	0:34.85 [5] (0:11.57)	0:23.28 [3] (0:11.26)	0:34.85	+5
3	4 LAYDOWNLILY Tiffani Brooker	5	66.3 400m	0:11.17 400m	1:25.14 [3] (0:14.07)	1:11.07 [3] (0:11.44)	0:59.63 [3] (0:12.19)	0:47.44 [4] (0:12.25)	0:35.19 [4] (0:11.89)	0:23.30 [5] (0:11.17)	0:35.19	+0
4	1 CRAZY TRAIN Andrew Mallyon	6	65.2 400m	0:11.22 400m	1:25.19 [4] (0:14.48)	1:10.71 [7] (0:11.40)	0:59.31 [6] (0:12.09)	0:47.22 [6] (0:12.26)	0:34.96 [6] (0:11.71)	0:23.25 [6] (0:11.22)	0:34.96	+4
5	8 FIGMENT Bailey Wheeler	1	64.7 400m	0:11.21 400m	1:25.21 [5] (0:14.30)	1:10.91 [6] (0:11.65)	0:59.26 [7] (0:12.08)	0:47.18 [7] (0:12.35)	0:34.83 [7] (0:11.70)	0:23.13 [7] (0:11.21)	0:34.83	-3
6	11 DREAM LANTERN Angela Jones	7	66.5 400m	0:11.02 400m	1:25.25 [6] (0:14.69)	1:10.56 [9] (0:11.56)	0:59.00 [9] (0:12.20)	0:46.80 [9] (0:12.22)	0:34.58 [9] (0:11.50)	0:23.08 [9] (0:11.02)	0:34.58	+7
7	9 HALLSIDE MARTINI Taylor Marshall	10	65.8 400m	0:11.13 400m	1:25.59 [7] (0:14.81)	1:10.78 [10] (0:11.49)	0:59.29 [10] (0:12.17)	0:47.12 [10] (0:12.21)	0:34.91 [10] (0:11.60)	0:23.31 [10] (0:11.13)	0:34.91	+1
8	3 DIVINE PURPOSE Justin Stanley	9	65.0 1200m	0:11.20 1200m	1:25.63 [8] (0:14.15)	1:11.48 [4] (0:11.20)	1:00.28 [2] (0:11.96)	0:48.32 [2] (0:12.21)	0:36.11 [2] (0:11.99)	0:24.12 [2] (0:11.67)	0:36.11	+5
9	6 LADY SHOTGUN Cejay Graham	4	66.5 400m	0:11.21 400m	1:25.84 [9] (0:14.57)	1:11.27 [8] (0:11.42)	0:59.85 [8] (0:12.29)	0:47.56 [8] (0:12.29)	0:35.27 [8] (0:11.58)	0:23.69 [8] (0:11.21)	0:35.27	+5
10	10 MILIARENSE Samantha Collett	8	65.3 Overall	0:11.58 1200m	1:26.39 [10] (0:13.76)	1:12.63 [1] (0:11.58)	1:01.05 [1] (0:11.90)	0:49.15 [1] (0:12.24)	0:36.91 [1] (0:12.00)	0:24.91 [1] (0:11.91)	0:36.91	+0

Scratched: Champagnes On Me (#7)

[] Ranking at each section and finish
 -:-:- No data available at this section
 NA No data available

SCN Saddle cloth number
 DNF Did not finish
 DNT Did not track



Eagle Farm QLD Professional
Race 2: EAGLE FARM RACING MUSEUM Fillies & Mares No Metro Wins
Handicap - 1400m
14 September 2024 - 12:33



Track Rating: Soft 5, Weather: Fine, Rail Position: True

Section				200m				Last 600m	
Field Times				0:11.94 (0:11.94)				0:35.24	
Rank	TAB	Horse/Jockey	Barrier	Top Speed [km/h]	Fastest Section	Margin			Distance Travelled [m]
1	2	MY PINS Emily Lang	3	65.1 400m	0:11.12 400m	0:11.94 [1] (0:11.94)	1:24.72		0:34.90
2	5	PIPISTRELLE Ron Stewart	2	65.7 600m	0:11.26 400m	0:12.02 [2] (0:12.02)	1.26L		0:34.85 +5
3	4	LAYDOWNLILY Tiffani Brooker	5	66.3 400m	0:11.17 400m	0:12.13 [3] (0:12.13)	2.44L		0:35.19 +0
4	1	CRAZY TRAIN Andrew Mallyon	6	65.2 400m	0:11.22 400m	0:12.03 [4] (0:12.03)	2.73L		0:34.96 +4
5	8	FIGMENT Bailey Wheeler	1	64.7 400m	0:11.21 400m	0:11.92 [7] (0:11.92)	2.87L		0:34.83 -3
6	11	DREAM LANTERN Angela Jones	7	66.5 400m	0:11.02 400m	0:12.06 [6] (0:12.06)	3.07L		0:34.58 +7
7	9	HALLSIDE MARTINI Taylor Marshall	10	65.8 400m	0:11.13 400m	0:12.18 [10] (0:12.18)	5.1L		0:34.91 +1
8	3	DIVINE PURPOSE Justin Stanley	9	65.0 1200m	0:11.20 1200m	0:12.45 [5] (0:12.45)	5.35L		0:36.11 +5
9	6	LADY SHOTGUN Cejay Graham	4	66.5 400m	0:11.21 400m	0:12.48 [8] (0:12.48)	6.57L		0:35.27 +5
10	10	MILIARENSE Samantha Collett	8	65.3 Overall	0:11.58 1200m	0:13.00 [9] (0:13.00)	9.79L		0:36.91 +0

Scratched: Champagnes On Me (#7)

[] Ranking at each section and finish
 -:-:- No data available at this section
 NA No data available

SCN Saddle cloth number
 DNF Did not finish
 DNT Did not track



Horse/Jockey Name	My Pins
Final Rank	1
Fastest Section Time (Section)	0:11.12 (400m)
Top Speed [km/h] (Section)	65.1 (400m)
Race State	Finished

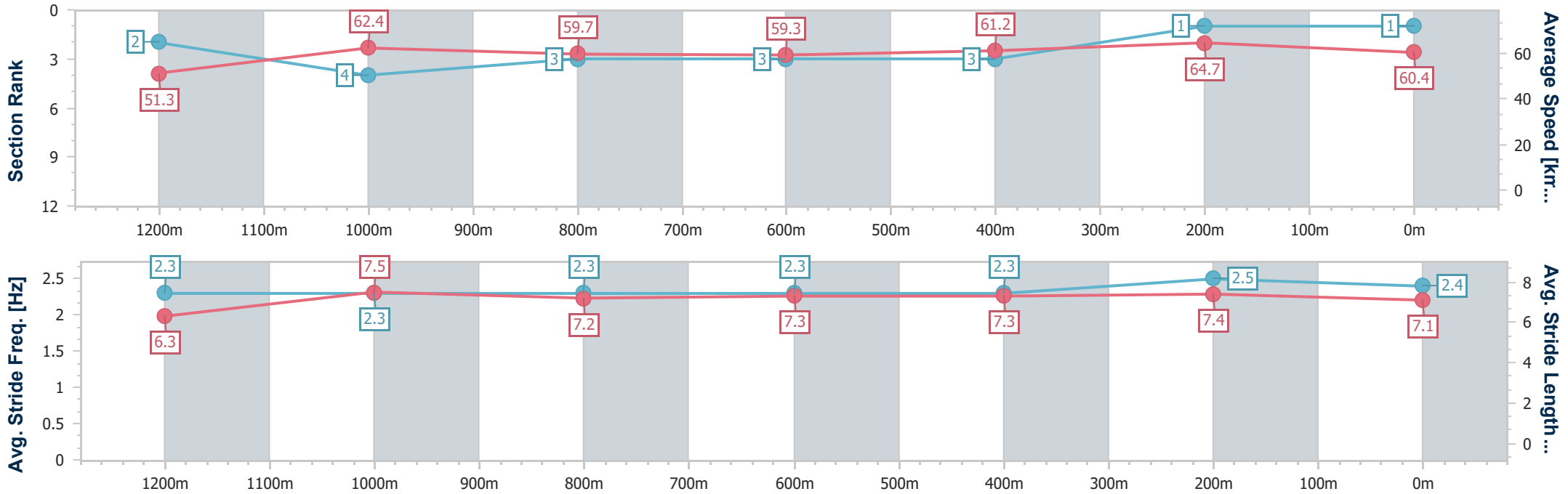


Eagle Farm QLD Professional
 Race 2: EAGLE FARM RACING MUSEUM Fillies & Mares No
 Metro Wins Handicap - 1400m
 14 September 2024 - 12:33
 Track Rating: Soft 5, Weather: Fine, Rail Position: True



BRISBANE
 RACING CLUB

Section	Overall	1200m	1000m	800m	600m	400m	200m
Section Times	1:24.72 [1] (0:14.03)	1:10.69 [2] (0:11.57)	0:59.12 [4] (0:12.05)	0:47.07 [3] (0:12.17)	0:34.90 [3] (0:11.84)	0:23.06 [3] (0:11.12)	0:11.94 [1] (0:11.94)
Average Speed [km/h]	51.3	62.4	59.7	59.3	61.2	64.7	60.4
Top Speed [km/h]	62.4	63.1	60.6	59.7	63.9	65.1	63.7
Avg. Dist. to Rail [m]	3.1	0.4	0.2	0.5	1.4	2.2	2.2
Avg. Stride Freq. [Hz]	2.3	2.3	2.3	2.3	2.3	2.5	2.4
Avg. Stride Length [m]	6.3	7.5	7.2	7.3	7.3	7.4	7.1



- [] Ranking at each section and finish
- .-.- No data available at this section
- NA No data available



Horse/Jockey Name	Pipistrelle
Final Rank	2
Fastest Section Time (Section)	0:11.26 (400m)
Top Speed [km/h] (Section)	65.7 (600m)
Race State	Finished

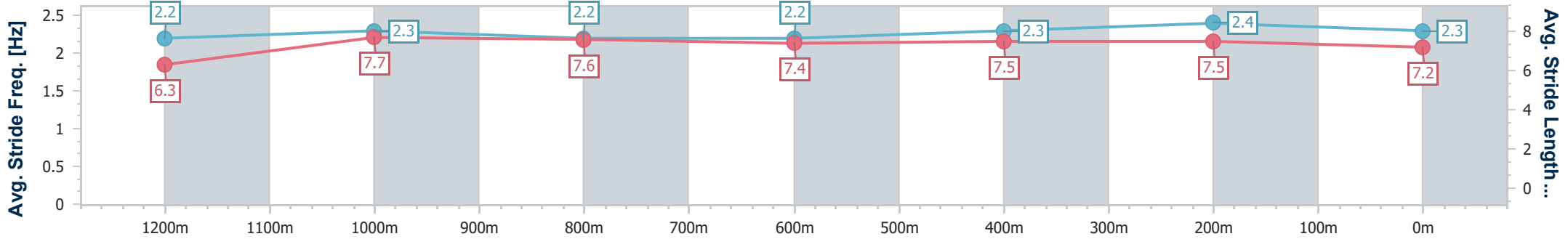
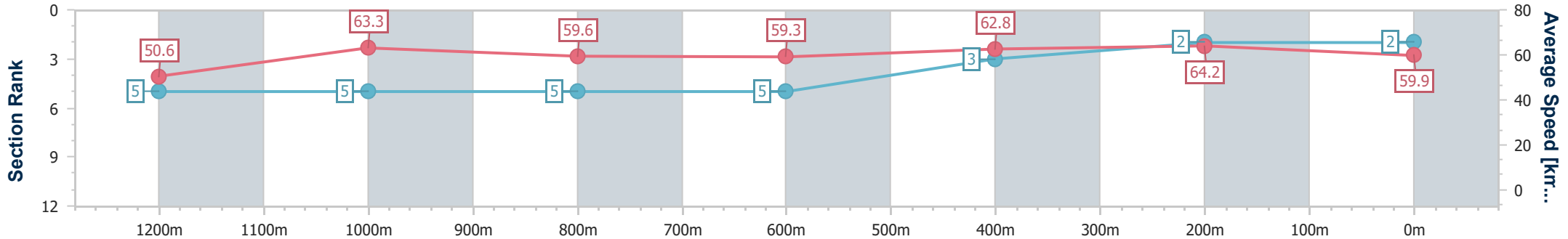


Eagle Farm QLD Professional
 Race 2: EAGLE FARM RACING MUSEUM Fillies & Mares No
 Metro Wins Handicap - 1400m
 14 September 2024 - 12:33
 Track Rating: Soft 5, Weather: Fine, Rail Position: True



BRISBANE
 RACING CLUB

Section	Overall	1200m	1000m	800m	600m	400m	200m
Section Times	1:24.94 [2] (0:14.24)	1:10.70 [5] (0:11.42)	0:59.28 [5] (0:12.21)	0:47.07 [5] (0:12.22)	0:34.85 [5] (0:11.57)	0:23.28 [3] (0:11.26)	0:12.02 [2] (0:12.02)
Average Speed [km/h]	50.6	63.3	59.6	59.3	62.8	64.2	59.9
Top Speed [km/h]	62.7	65.1	61.6	60.2	65.7	65.2	62.9
Avg. Dist. to Rail [m]	2.4	1.7	2.2	1.7	2.2	5.0	4.7
Avg. Stride Freq. [Hz]	2.2	2.3	2.2	2.2	2.3	2.4	2.3
Avg. Stride Length [m]	6.3	7.7	7.6	7.4	7.5	7.5	7.2



- [] Ranking at each section and finish
- .-.- No data available at this section
- NA No data available



Horse/Jockey Name	Laydownlily
Final Rank	3
Fastest Section Time (Section)	0:11.17 (400m)
Top Speed [km/h] (Section)	66.3 (400m)
Race State	Finished

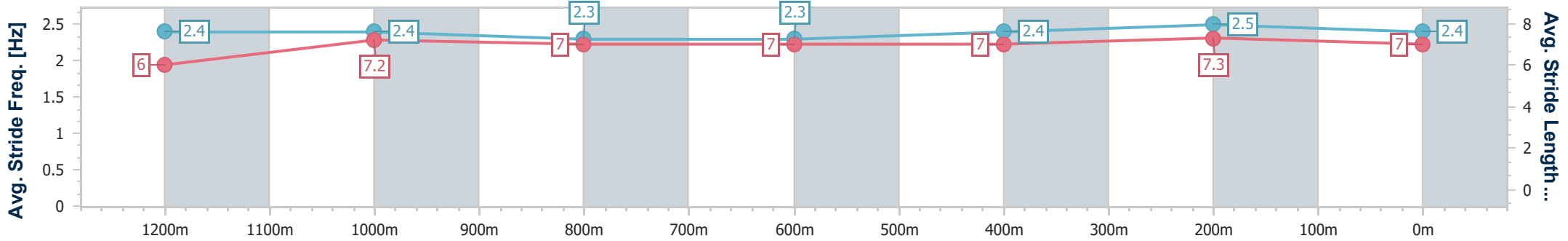
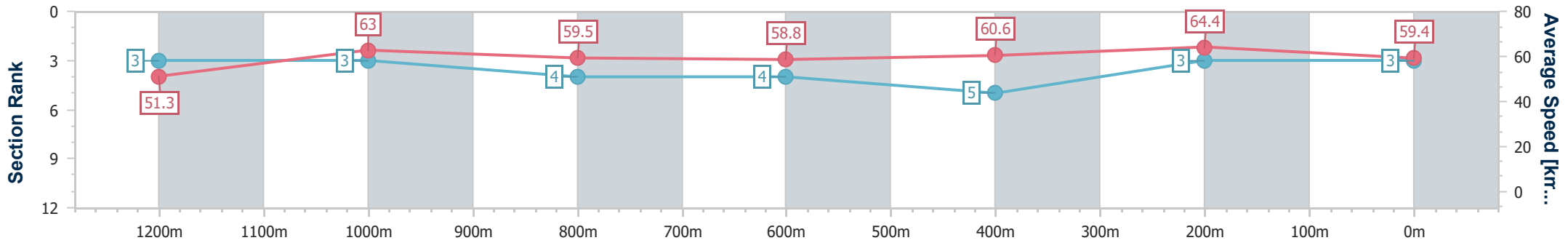


Eagle Farm QLD Professional
 Race 2: EAGLE FARM RACING MUSEUM Fillies & Mares No
 Metro Wins Handicap - 1400m
 14 September 2024 - 12:33
 Track Rating: Soft 5, Weather: Fine, Rail Position: True



BRISBANE
 RACING CLUB

Section	Overall	1200m	1000m	800m	600m	400m	200m
Section Times	1:25.14 [3] (0:14.07)	1:11.07 [3] (0:11.44)	0:59.63 [3] (0:12.19)	0:47.44 [4] (0:12.25)	0:35.19 [4] (0:11.89)	0:23.30 [5] (0:11.17)	0:12.13 [3] (0:12.13)
Average Speed [km/h]	51.3	63.0	59.5	58.8	60.6	64.4	59.4
Top Speed [km/h]	62.3	65.1	60.8	59.6	63.4	66.3	63.9
Avg. Dist. to Rail [m]	5.0	2.9	1.3	0.5	0.6	5.2	5.2
Avg. Stride Freq. [Hz]	2.4	2.4	2.3	2.3	2.4	2.5	2.4
Avg. Stride Length [m]	6.0	7.2	7.0	7.0	7.0	7.3	7.0



- [] Ranking at each section and finish
- .-.- No data available at this section
- NA No data available



Horse/Jockey Name	Crazy Train
Final Rank	4
Fastest Section Time (Section)	0:11.22 (400m)
Top Speed [km/h] (Section)	65.2 (400m)
Race State	Finished

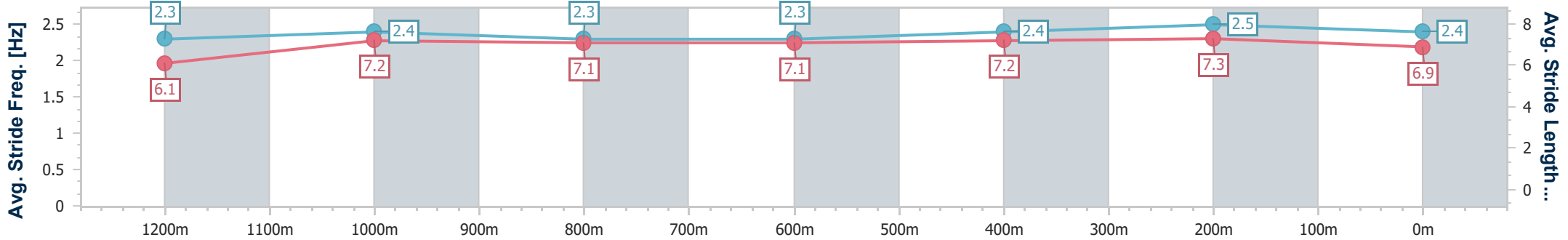
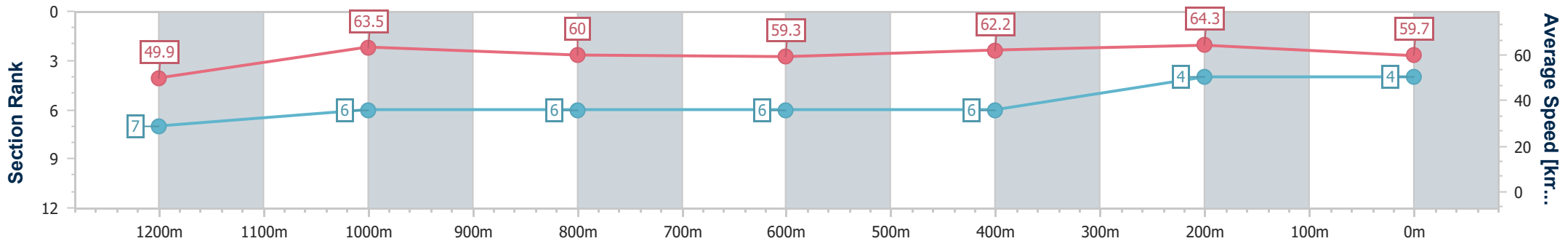


Eagle Farm QLD Professional
 Race 2: EAGLE FARM RACING MUSEUM Fillies & Mares No
 Metro Wins Handicap - 1400m
 14 September 2024 - 12:33
 Track Rating: Soft 5, Weather: Fine, Rail Position: True



BRISBANE
 RACING CLUB

Section	Overall	1200m	1000m	800m	600m	400m	200m
Section Times	1:25.19 [4] (0:14.48)	1:10.71 [7] (0:11.40)	0:59.31 [6] (0:12.09)	0:47.22 [6] (0:12.26)	0:34.96 [6] (0:11.71)	0:23.25 [6] (0:11.22)	0:12.03 [4] (0:12.03)
Average Speed [km/h]	49.9	63.5	60.0	59.3	62.2	64.3	59.7
Top Speed [km/h]	61.6	65.1	62.5	60.3	64.7	65.2	63.1
Avg. Dist. to Rail [m]	5.1	2.4	1.5	2.4	2.6	6.5	6.5
Avg. Stride Freq. [Hz]	2.3	2.4	2.3	2.3	2.4	2.5	2.4
Avg. Stride Length [m]	6.1	7.2	7.1	7.1	7.2	7.3	6.9



- [] Ranking at each section and finish
- .-.- No data available at this section
- NA No data available



Horse/Jockey Name	Figment
Final Rank	5
Fastest Section Time (Section)	0:11.21 (400m)
Top Speed [km/h] (Section)	64.7 (400m)
Race State	Finished

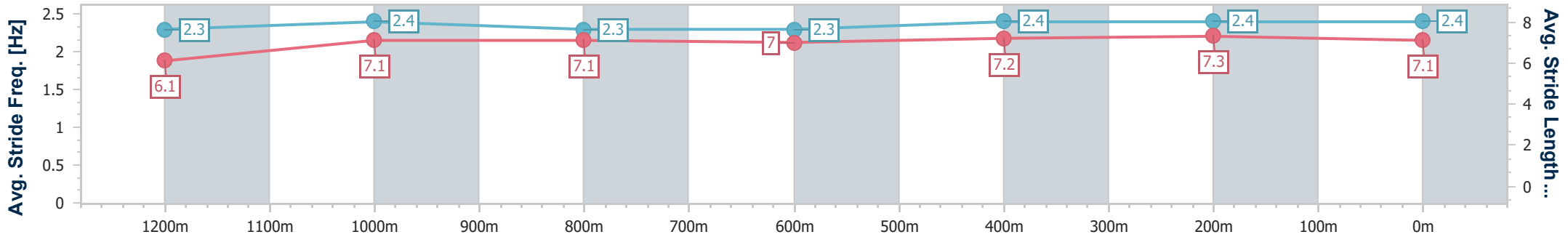
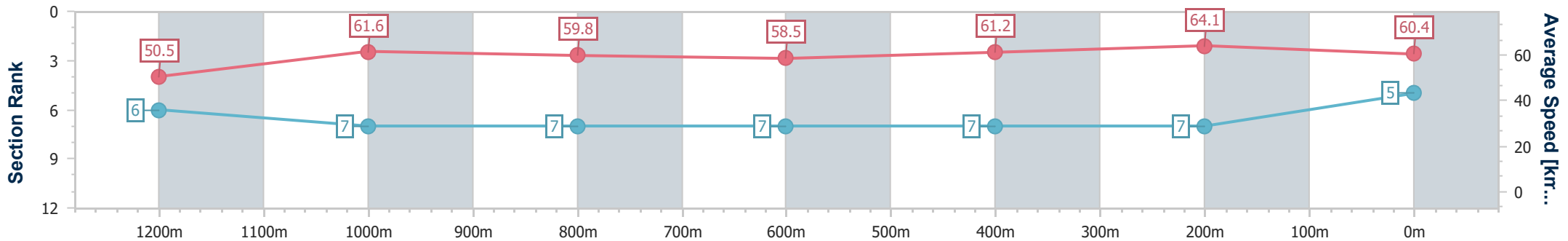


Eagle Farm QLD Professional
 Race 2: EAGLE FARM RACING MUSEUM Fillies & Mares No
 Metro Wins Handicap - 1400m
 14 September 2024 - 12:33
 Track Rating: Soft 5, Weather: Fine, Rail Position: True



BRISBANE
 RACING CLUB

Section	Overall	1200m	1000m	800m	600m	400m	200m
Section Times	1:25.21 [5] (0:14.30)	1:10.91 [6] (0:11.65)	0:59.26 [7] (0:12.08)	0:47.18 [7] (0:12.35)	0:34.83 [7] (0:11.70)	0:23.13 [7] (0:11.21)	0:11.92 [7] (0:11.92)
Average Speed [km/h]	50.5	61.6	59.8	58.5	61.2	64.1	60.4
Top Speed [km/h]	62.9	63.2	60.9	60.1	63.2	64.7	62.8
Avg. Dist. to Rail [m]	1.9	1.0	0.5	0.9	1.4	1.2	0.4
Avg. Stride Freq. [Hz]	2.3	2.4	2.3	2.3	2.4	2.4	2.4
Avg. Stride Length [m]	6.1	7.1	7.1	7.0	7.2	7.3	7.1



- [] Ranking at each section and finish
- .-.- No data available at this section
- NA No data available



Horse/Jockey Name	Dream Lantern
Final Rank	6
Fastest Section Time (Section)	0:11.02 (400m)
Top Speed [km/h] (Section)	66.5 (400m)
Race State	Finished

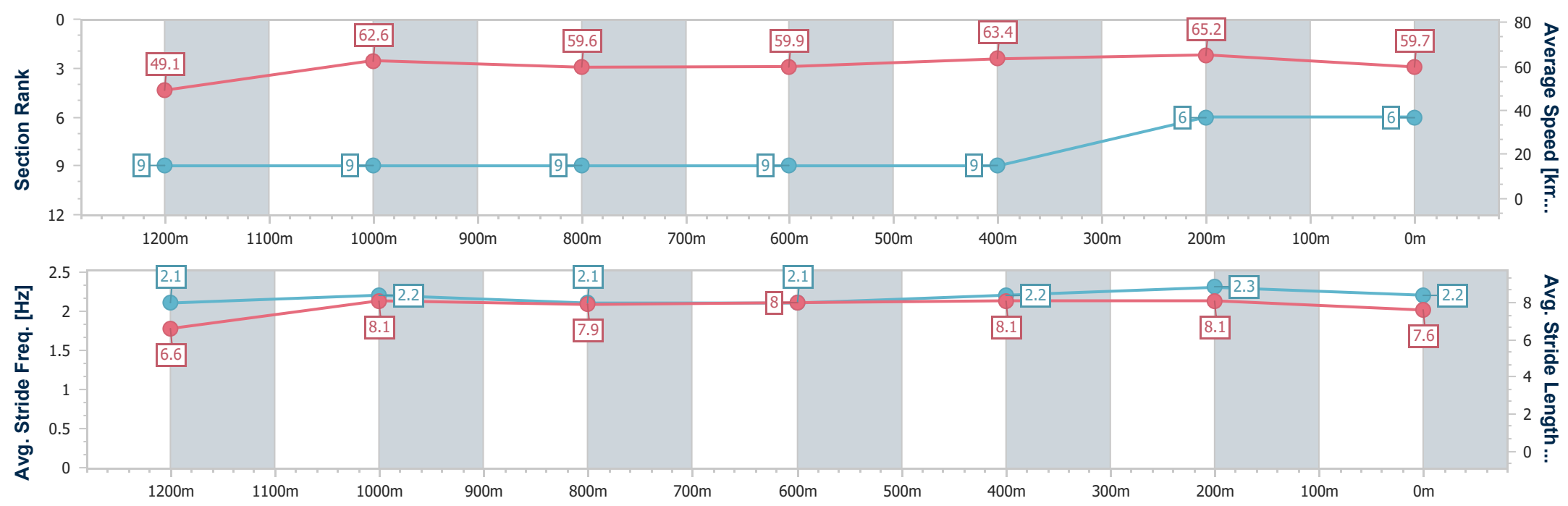


Eagle Farm QLD Professional
 Race 2: EAGLE FARM RACING MUSEUM Fillies & Mares No
 Metro Wins Handicap - 1400m
 14 September 2024 - 12:33
 Track Rating: Soft 5, Weather: Fine, Rail Position: True



BRISBANE
 RACING CLUB

Section	Overall	1200m	1000m	800m	600m	400m	200m
Section Times	1:25.25 [6] (0:14.69)	1:10.56 [9] (0:11.56)	0:59.00 [9] (0:12.20)	0:46.80 [9] (0:12.22)	0:34.58 [9] (0:11.50)	0:23.08 [9] (0:11.02)	0:12.06 [6] (0:12.06)
Average Speed [km/h]	49.1	62.6	59.6	59.9	63.4	65.2	59.7
Top Speed [km/h]	59.6	64.5	61.3	60.2	66.0	66.5	63.0
Avg. Dist. to Rail [m]	5.9	2.8	2.8	3.0	2.6	7.4	7.2
Avg. Stride Freq. [Hz]	2.1	2.2	2.1	2.1	2.2	2.3	2.2
Avg. Stride Length [m]	6.6	8.1	7.9	8.0	8.1	8.1	7.6



- [] Ranking at each section and finish
- .-.- No data available at this section
- NA No data available



Horse/Jockey Name	Hallside Martini
Final Rank	7
Fastest Section Time (Section)	0:11.13 (400m)
Top Speed [km/h] (Section)	65.8 (400m)
Race State	Finished

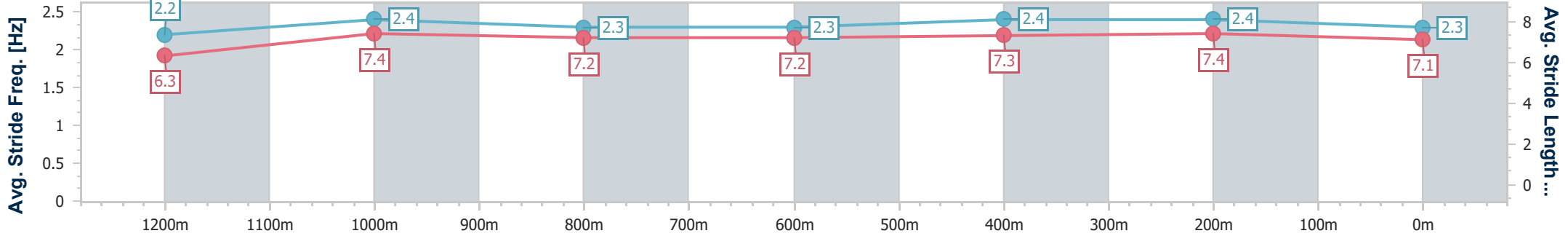
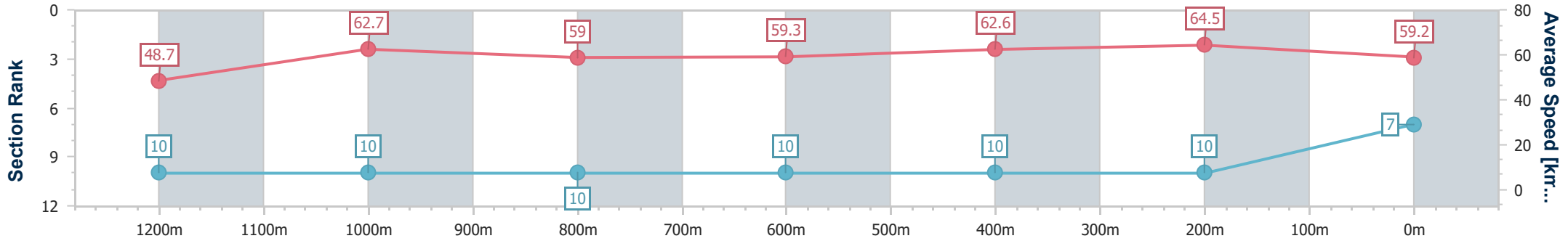


Eagle Farm QLD Professional
 Race 2: EAGLE FARM RACING MUSEUM Fillies & Mares No
 Metro Wins Handicap - 1400m
 14 September 2024 - 12:33
 Track Rating: Soft 5, Weather: Fine, Rail Position: True



BRISBANE
 RACING CLUB

Section	Overall	1200m	1000m	800m	600m	400m	200m
Section Times	1:25.59 [7] (0:14.81)	1:10.78 [10] (0:11.49)	0:59.29 [10] (0:12.17)	0:47.12 [10] (0:12.21)	0:34.91 [10] (0:11.60)	0:23.31 [10] (0:11.13)	0:12.18 [10] (0:12.18)
Average Speed [km/h]	48.7	62.7	59.0	59.3	62.6	64.5	59.2
Top Speed [km/h]	61.4	64.3	60.3	60.6	65.1	65.8	62.9
Avg. Dist. to Rail [m]	5.8	0.5	0.3	1.2	1.6	6.7	7.0
Avg. Stride Freq. [Hz]	2.2	2.4	2.3	2.3	2.4	2.4	2.3
Avg. Stride Length [m]	6.3	7.4	7.2	7.2	7.3	7.4	7.1



- [] Ranking at each section and finish
- .-.- No data available at this section
- NA No data available



Horse/Jockey Name	Divine Purpose
Final Rank	8
Fastest Section Time (Section)	0:11.20 (1200m)
Top Speed [km/h] (Section)	65.0 (1200m)
Race State	Finished

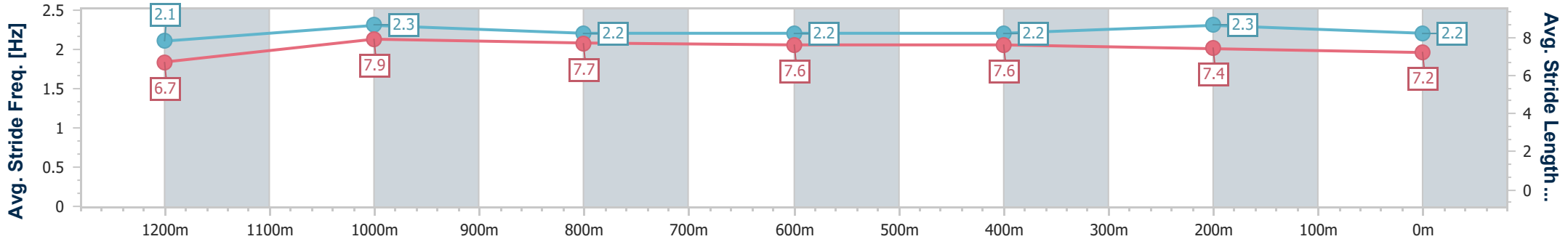
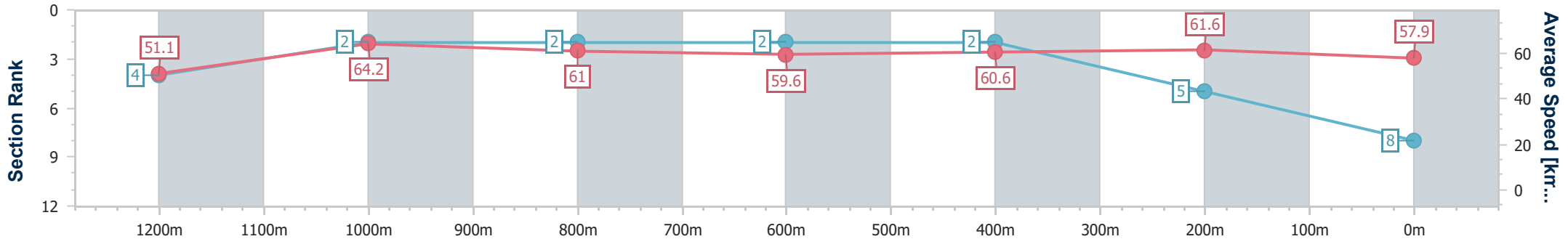


Eagle Farm QLD Professional
 Race 2: EAGLE FARM RACING MUSEUM Fillies & Mares No
 Metro Wins Handicap - 1400m
 14 September 2024 - 12:33
 Track Rating: Soft 5, Weather: Fine, Rail Position: True



BRISBANE
 RACING CLUB

Section	Overall	1200m	1000m	800m	600m	400m	200m
Section Times	1:25.63 [8] (0:14.15)	1:11.48 [4] (0:11.20)	1:00.28 [2] (0:11.96)	0:48.32 [2] (0:12.21)	0:36.11 [2] (0:11.99)	0:24.12 [2] (0:11.67)	0:12.45 [5] (0:12.45)
Average Speed [km/h]	51.1	64.2	61.0	59.6	60.6	61.6	57.9
Top Speed [km/h]	63.6	65.0	63.4	59.9	61.7	62.2	60.8
Avg. Dist. to Rail [m]	7.6	3.9	2.5	1.6	2.0	4.6	4.3
Avg. Stride Freq. [Hz]	2.1	2.3	2.2	2.2	2.2	2.3	2.2
Avg. Stride Length [m]	6.7	7.9	7.7	7.6	7.6	7.4	7.2



- [] Ranking at each section and finish
- .-.- No data available at this section
- NA No data available



Horse/Jockey Name	Lady Shotgun
Final Rank	9
Fastest Section Time (Section)	0:11.21 (400m)
Top Speed [km/h] (Section)	66.5 (400m)
Race State	Finished

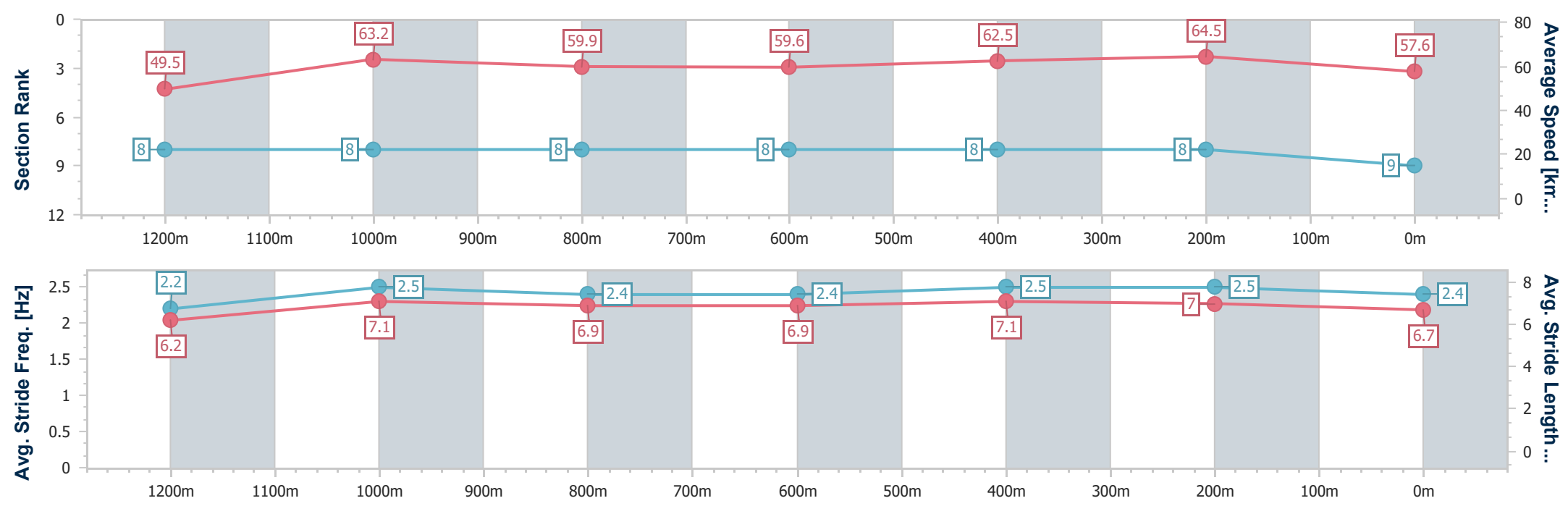


Eagle Farm QLD Professional
 Race 2: EAGLE FARM RACING MUSEUM Fillies & Mares No
 Metro Wins Handicap - 1400m
 14 September 2024 - 12:33
 Track Rating: Soft 5, Weather: Fine, Rail Position: True



BRISBANE
 RACING CLUB

Section	Overall	1200m	1000m	800m	600m	400m	200m
Section Times	1:25.84 [9] (0:14.57)	1:11.27 [8] (0:11.42)	0:59.85 [8] (0:12.29)	0:47.56 [8] (0:12.29)	0:35.27 [8] (0:11.58)	0:23.69 [8] (0:11.21)	0:12.48 [8] (0:12.48)
Average Speed [km/h]	49.5	63.2	59.9	59.6	62.5	64.5	57.6
Top Speed [km/h]	62.2	64.2	60.7	61.7	65.2	66.5	61.4
Avg. Dist. to Rail [m]	3.6	3.1	4.3	3.6	1.8	4.4	4.6
Avg. Stride Freq. [Hz]	2.2	2.5	2.4	2.4	2.5	2.5	2.4
Avg. Stride Length [m]	6.2	7.1	6.9	6.9	7.1	7.0	6.7





Horse/Jockey Name	Miliarese
Final Rank	10
Fastest Section Time (Section)	0:11.58 (1200m)
Top Speed [km/h] (Section)	65.3 (Overall)
Race State	Finished

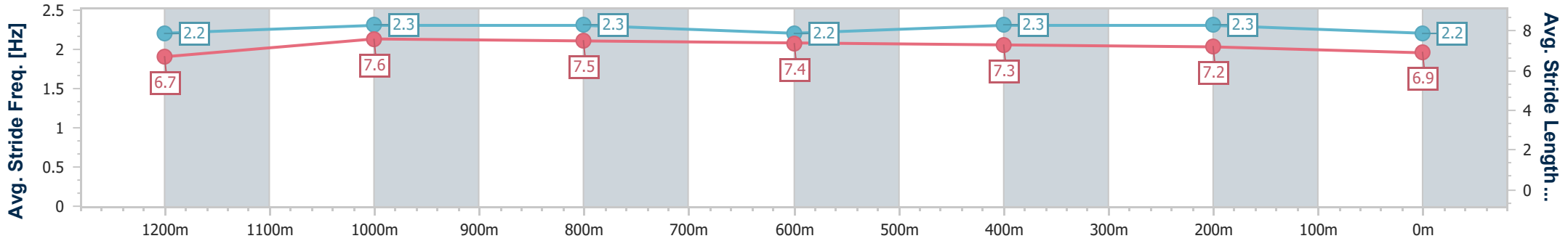
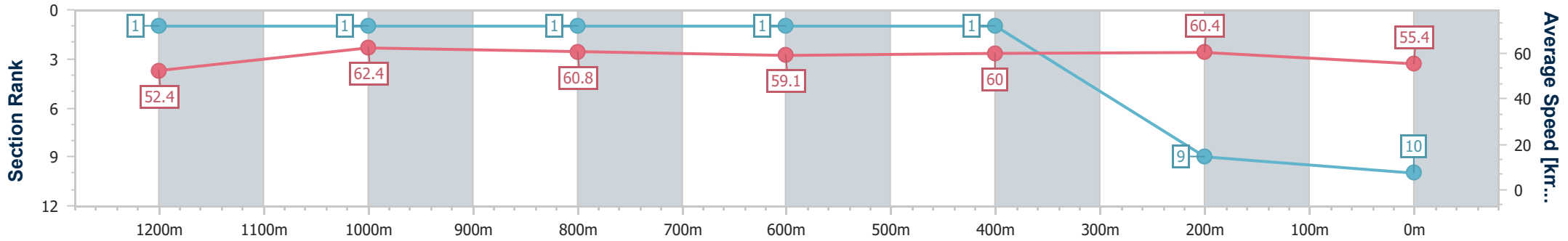


Eagle Farm QLD Professional
 Race 2: EAGLE FARM RACING MUSEUM Fillies & Mares No
 Metro Wins Handicap - 1400m
 14 September 2024 - 12:33
 Track Rating: Soft 5, Weather: Fine, Rail Position: True



BRISBANE
RACING CLUB

Section	Overall	1200m	1000m	800m	600m	400m	200m
Section Times	1:26.39 [10] (0:13.76)	1:12.63 [1] (0:11.58)	1:01.05 [1] (0:11.90)	0:49.15 [1] (0:12.24)	0:36.91 [1] (0:12.00)	0:24.91 [1] (0:11.91)	0:13.00 [9] (0:13.00)
Average Speed [km/h]	52.4	62.4	60.8	59.1	60.0	60.4	55.4
Top Speed [km/h]	65.3	65.0	61.9	59.8	61.2	61.2	58.5
Avg. Dist. to Rail [m]	6.9	1.6	1.3	0.8	0.3	1.6	1.4
Avg. Stride Freq. [Hz]	2.2	2.3	2.3	2.2	2.3	2.3	2.2
Avg. Stride Length [m]	6.7	7.6	7.5	7.4	7.3	7.2	6.9



- [] Ranking at each section and finish
- .-.- No data available at this section
- NA No data available