



Eagle Farm QLD Professional

Race 1: BECOME A BRC MEMBER QTIS Three-Year-Old Handicap - 1400m

14 September 2024 - 11:58



BRISBANE
RACING CLUB

Track Rating: Soft 5, Weather: Fine, Rail Position: True

Section	Overall	1200m	1000m	800m	600m	400m	Last 600m						
Field Times	1:24.76 (0:13.73)	1:11.03 (0:11.71)	0:59.32 (0:12.42)	0:46.90 (0:12.56)	0:34.34 (0:12.01)	0:22.33 (0:10.85)	0:34.34						
Rank	TAB	Horse/Jockey	Barrier	Top Speed [km/h]	Fastest Section	Overall	1200m	1000m	800m	600m	400m	Last 600m	Distance Travelled [m]
1	4	POPE CODY James Orman	7	67.3 400m	0:10.85 400m	1:24.76 [1] (0:14.31)	1:10.45 [7] (0:11.67)	0:58.78 [6] (0:12.19)	0:46.59 [5] (0:12.51)	0:34.08 [4] (0:11.75)	0:22.33 [1] (0:10.85)	0:34.08	
2	6	MINE KART CARNAGE Angela Jones	6	65.4 Overall	0:11.28 400m	1:25.70 [2] (0:13.81)	1:11.89 [2] (0:11.63)	1:00.26 [1] (0:12.42)	0:47.84 [1] (0:12.59)	0:35.25 [2] (0:12.17)	0:23.08 [4] (0:11.28)	0:35.25	+2
3	8	ELECTRIC BRAE Tahlia Fenlon	5	66.6 400m	0:10.95 400m	1:25.73 [3] (0:14.29)	1:11.44 [6] (0:11.74)	0:59.70 [7] (0:12.31)	0:47.39 [7] (0:12.66)	0:34.73 [7] (0:11.96)	0:22.77 [7] (0:10.95)	0:34.73	-3
4	5	RAMP IT UP Jake Bayliss	3	64.8 400m	0:11.25 400m	1:25.93 [4] (0:14.02)	1:11.91 [5] (0:11.80)	1:00.11 [5] (0:12.38)	0:47.73 [6] (0:12.56)	0:35.17 [5] (0:12.15)	0:23.02 [6] (0:11.25)	0:35.17	+0
5	3	WITHOUT DELAY Jag Guthmann-Chester	4	65.0 400m	0:11.26 400m	1:25.95 [5] (0:13.97)	1:11.98 [4] (0:11.71)	1:00.27 [4] (0:12.32)	0:47.95 [3] (0:12.60)	0:35.35 [3] (0:12.02)	0:23.33 [3] (0:11.26)	0:35.35	+4
6	7	DREAM SMART Nikita Beriman	1	65.4 400m	0:11.25 400m	1:26.53 [6] (0:13.92)	1:12.61 [3] (0:11.70)	1:00.91 [3] (0:12.47)	0:48.44 [4] (0:12.80)	0:35.64 [6] (0:11.95)	0:23.69 [5] (0:11.25)	0:35.64	-2
7	1	REIGNING ALPHA Taylor Marshall	2	64.7 Overall	0:11.74 1200m	1:29.04 [7] (0:13.73)	1:15.31 [1] (0:11.74)	1:03.57 [2] (0:12.39)	0:51.18 [2] (0:12.56)	0:38.62 [1] (0:12.17)	0:26.45 [2] (0:11.95)	0:38.62	-4

Scratched: Tessatori (#2)



Eagle Farm QLD Professional

Race 1: BECOME A BRC MEMBER QTIS Three-Year-Old Handicap - 1400m

14 September 2024 - 11:58



BRISBANE
RACING CLUB

Track Rating: Soft 5, Weather: Fine, Rail Position: True

Section				200m				Last 600m	
Field Times				0:11.48 (0:11.48)				0:34.34	
Rank	TAB Horse/Jockey	Barrier	Top Speed [km/h]	Fastest Section	Margin				Distance Travelled [m]
1	4 POPE CODY James Orman	7	67.3 400m	0:10.85 400m	0:11.48 [1] (0:11.48)	1:24.76		0:34.08	
2	6 MINE KART CARNAGE Angela Jones	6	65.4 Overall	0:11.28 400m	0:11.80 [3] (0:11.80)	5.5L		0:35.25	+2
3	8 ELECTRIC BRAE Tahlia Fenlon	5	66.6 400m	0:10.95 400m	0:11.82 [4] (0:11.82)	5.69L		0:34.73	-3
4	5 RAMP IT UP Jake Bayliss	3	64.8 400m	0:11.25 400m	0:11.77 [6] (0:11.77)	6.87L		0:35.17	+0
5	3 WITHOUT DELAY Jag Guthmann-Chester	4	65.0 400m	0:11.26 400m	0:12.07 [2] (0:12.07)	6.97L		0:35.35	+4
6	7 DREAM SMART Nikita Beriman	1	65.4 400m	0:11.25 400m	0:12.44 [5] (0:12.44)	10.41L		0:35.64	-2
7	1 REIGNING ALPHA Taylor Marshall	2	64.7 Overall	0:11.74 1200m	0:14.50 [7] (0:14.50)	25.17L		0:38.62	-4

Scratched: Tessatori (#2)



Horse/Jockey Name	Pope Cody
Final Rank	1
Fastest Section Time (Section)	0:10.85 (400m)
Top Speed [km/h] (Section)	67.3 (400m)
Race State	Finished

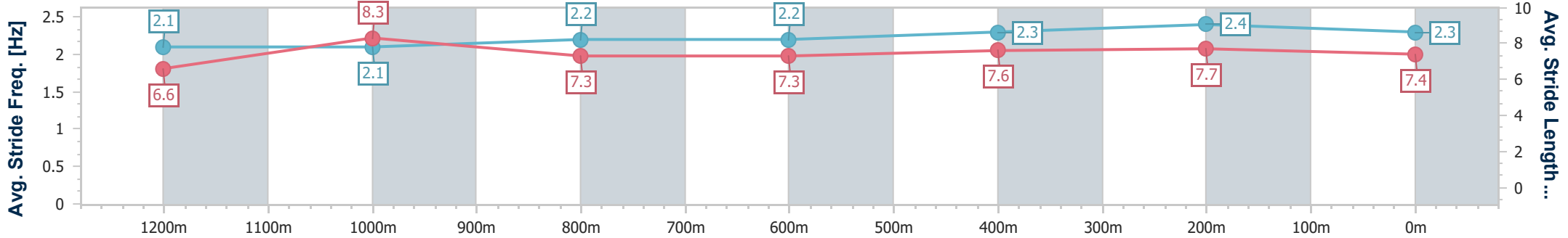
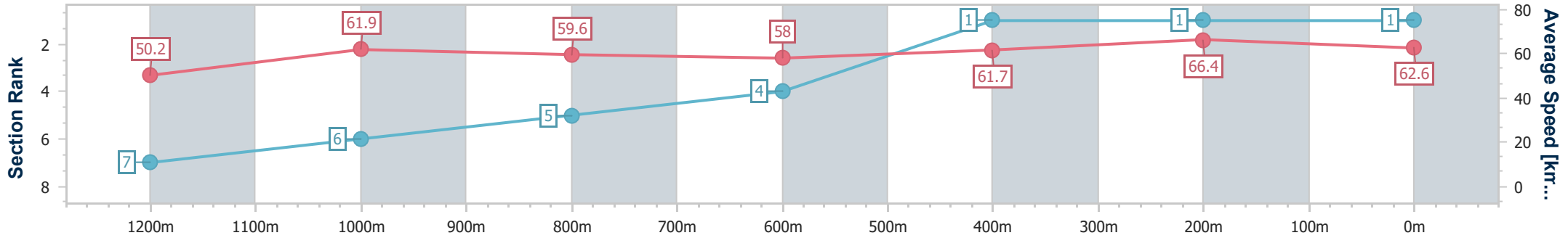


Eagle Farm QLD Professional
 Race 1: BECOME A BRC MEMBER QTIS Three-Year-Old Handicap - 1400m
 14 September 2024 - 11:58
 Track Rating: Soft 5, Weather: Fine, Rail Position: True



BRISBANE RACING CLUB

Section	Overall	1200m	1000m	800m	600m	400m	200m
Section Times	1:24.76 [1] (0:14.31)	1:10.45 [7] (0:11.67)	0:58.78 [6] (0:12.19)	0:46.59 [5] (0:12.51)	0:34.08 [4] (0:11.75)	0:22.33 [1] (0:10.85)	0:11.48 [1] (0:11.48)
Average Speed [km/h]	50.2	61.9	59.6	58.0	61.7	66.4	62.6
Top Speed [km/h]	62.0	64.2	61.1	59.6	66.3	67.3	65.9
Avg. Dist. to Rail [m]	5.9	1.8	1.3	1.5	1.7	5.1	6.6
Avg. Stride Freq. [Hz]	2.1	2.1	2.2	2.2	2.3	2.4	2.3
Avg. Stride Length [m]	6.6	8.3	7.3	7.3	7.6	7.7	7.4



- [] Ranking at each section and finish
- .-.- No data available at this section
- NA No data available



Horse/Jockey Name	Mine Kart Carnage
Final Rank	2
Fastest Section Time (Section)	0:11.28 (400m)
Top Speed [km/h] (Section)	65.4 (Overall)
Race State	Finished

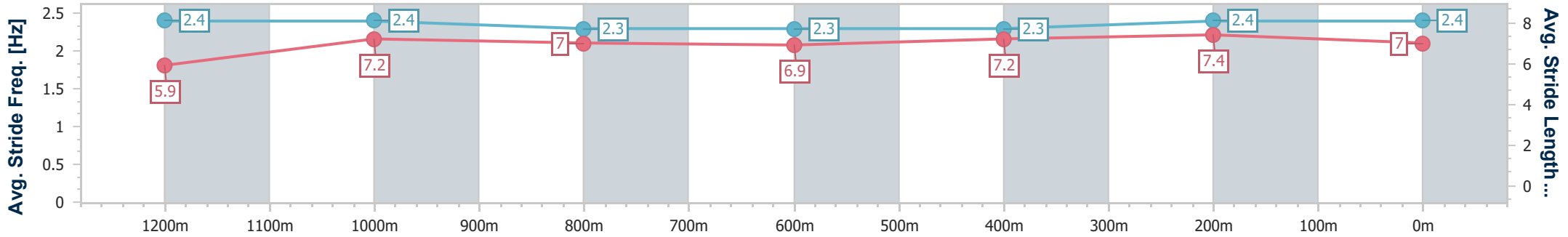
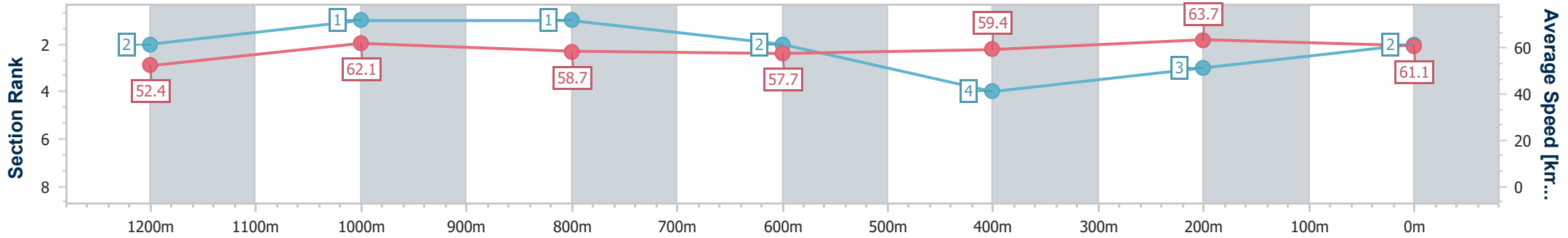


Eagle Farm QLD Professional
 Race 1: BECOME A BRC MEMBER QTIS Three-Year-Old Handicap - 1400m
 14 September 2024 - 11:58
 Track Rating: Soft 5, Weather: Fine, Rail Position: True



BRISBANE RACING CLUB

Section	Overall	1200m	1000m	800m	600m	400m	200m
Section Times	1:25.70 [2] (0:13.81)	1:11.89 [2] (0:11.63)	1:00.26 [1] (0:12.42)	0:47.84 [1] (0:12.59)	0:35.25 [2] (0:12.17)	0:23.08 [4] (0:11.28)	0:11.80 [3] (0:11.80)
Average Speed [km/h]	52.4	62.1	58.7	57.7	59.4	63.7	61.1
Top Speed [km/h]	65.4	64.8	60.2	59.3	63.4	65.4	63.7
Avg. Dist. to Rail [m]	6.6	3.8	2.6	2.1	0.4	1.5	2.2
Avg. Stride Freq. [Hz]	2.4	2.4	2.3	2.3	2.3	2.4	2.4
Avg. Stride Length [m]	5.9	7.2	7.0	6.9	7.2	7.4	7.0



- [] Ranking at each section and finish
- .-.- No data available at this section
- NA No data available



Horse/Jockey Name	Electric Brae
Final Rank	3
Fastest Section Time (Section)	0:10.95 (400m)
Top Speed [km/h] (Section)	66.6 (400m)
Race State	Finished

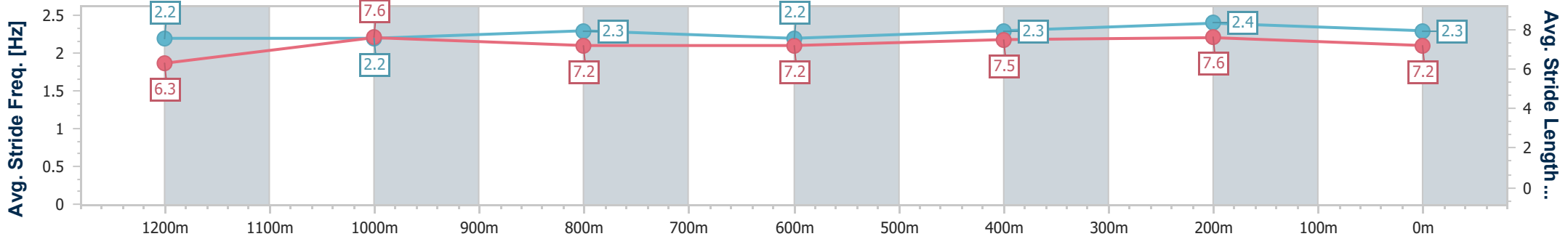
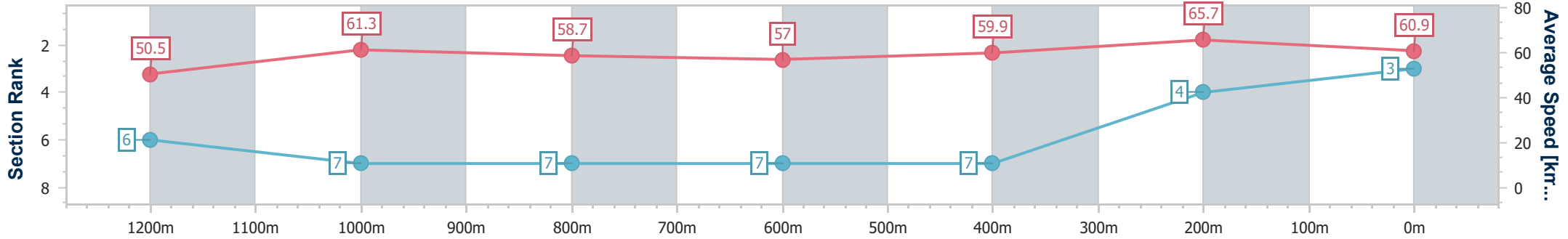


Eagle Farm QLD Professional
 Race 1: BECOME A BRC MEMBER QTIS Three-Year-Old Handicap - 1400m
 14 September 2024 - 11:58
 Track Rating: Soft 5, Weather: Fine, Rail Position: True



BRISBANE RACING CLUB

Section	Overall	1200m	1000m	800m	600m	400m	200m
Section Times	1:25.73 [3] (0:14.29)	1:11.44 [6] (0:11.74)	0:59.70 [7] (0:12.31)	0:47.39 [7] (0:12.66)	0:34.73 [7] (0:11.96)	0:22.77 [7] (0:10.95)	0:11.82 [4] (0:11.82)
Average Speed [km/h]	50.5	61.3	58.7	57.0	59.9	65.7	60.9
Top Speed [km/h]	62.5	63.2	60.4	58.3	64.8	66.6	63.8
Avg. Dist. to Rail [m]	4.5	0.6	0.7	0.4	0.9	3.5	5.0
Avg. Stride Freq. [Hz]	2.2	2.2	2.3	2.2	2.3	2.4	2.3
Avg. Stride Length [m]	6.3	7.6	7.2	7.2	7.5	7.6	7.2



- [] Ranking at each section and finish
- .-.- No data available at this section
- NA No data available



Horse/Jockey Name	Ramp It Up
Final Rank	4
Fastest Section Time (Section)	0:11.25 (400m)
Top Speed [km/h] (Section)	64.8 (400m)
Race State	Finished

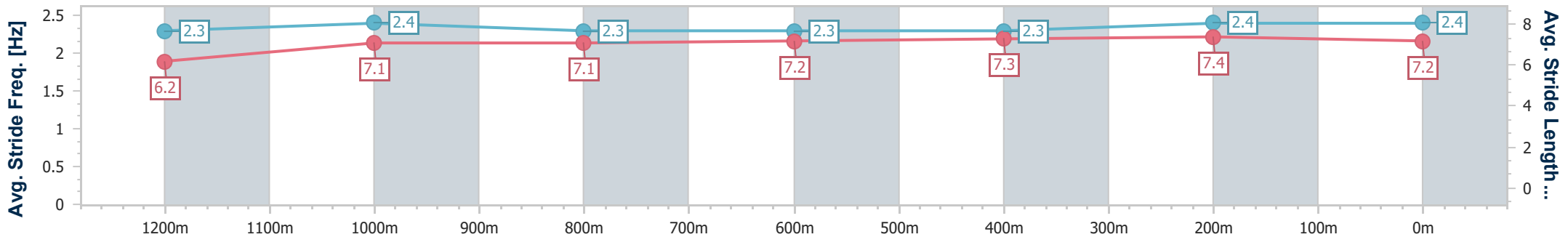
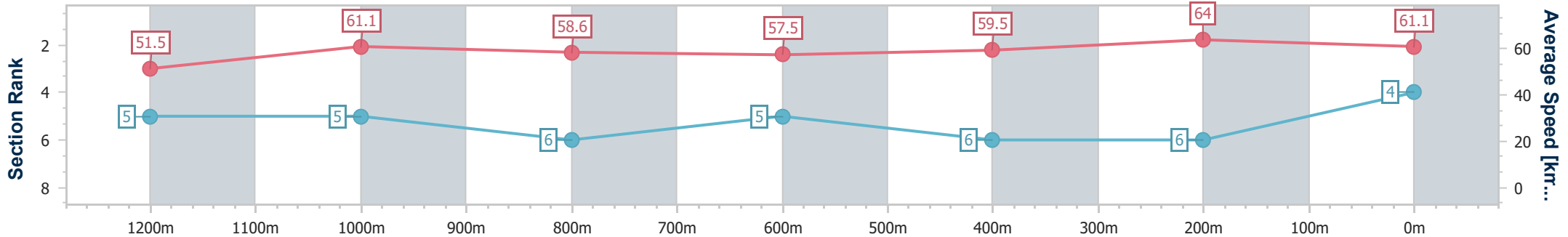


Eagle Farm QLD Professional
 Race 1: BECOME A BRC MEMBER QTIS Three-Year-Old Handicap - 1400m
 14 September 2024 - 11:58
 Track Rating: Soft 5, Weather: Fine, Rail Position: True



BRISBANE RACING CLUB

Section	Overall	1200m	1000m	800m	600m	400m	200m
Section Times	1:25.93 [4] (0:14.02)	1:11.91 [5] (0:11.80)	1:00.11 [5] (0:12.38)	0:47.73 [6] (0:12.56)	0:35.17 [5] (0:12.15)	0:23.02 [6] (0:11.25)	0:11.77 [6] (0:11.77)
Average Speed [km/h]	51.5	61.1	58.6	57.5	59.5	64.0	61.1
Top Speed [km/h]	62.9	64.5	60.3	58.4	63.0	64.8	62.5
Avg. Dist. to Rail [m]	3.3	1.8	1.7	1.0	0.8	2.9	2.7
Avg. Stride Freq. [Hz]	2.3	2.4	2.3	2.3	2.3	2.4	2.4
Avg. Stride Length [m]	6.2	7.1	7.1	7.2	7.3	7.4	7.2



- [] Ranking at each section and finish
- .-.- No data available at this section
- NA No data available



Horse/Jockey Name	Without Delay
Final Rank	5
Fastest Section Time (Section)	0:11.26 (400m)
Top Speed [km/h] (Section)	65.0 (400m)
Race State	Finished

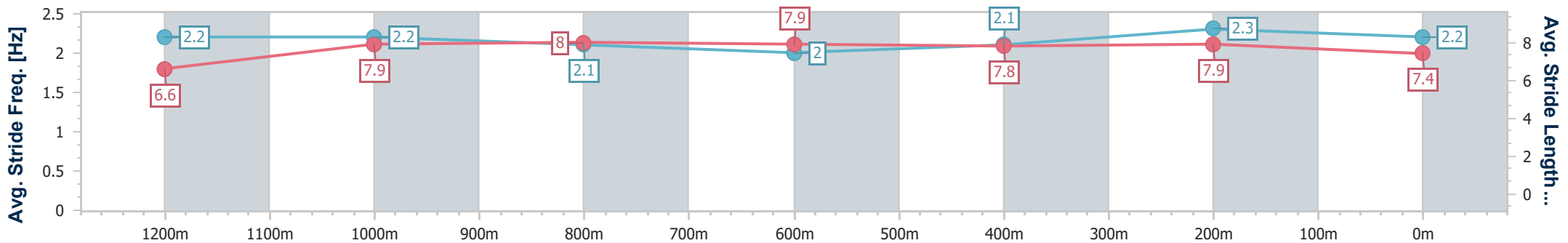
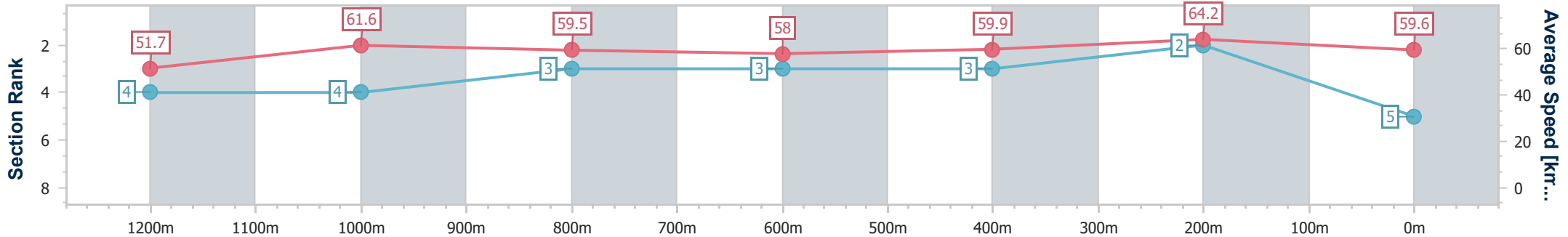


Eagle Farm QLD Professional
 Race 1: BECOME A BRC MEMBER QTIS Three-Year-Old Handicap - 1400m
 14 September 2024 - 11:58
 Track Rating: Soft 5, Weather: Fine, Rail Position: True



BRISBANE RACING CLUB

Section	Overall	1200m	1000m	800m	600m	400m	200m
Section Times	1:25.95 [5] (0:13.97)	1:11.98 [4] (0:11.71)	1:00.27 [4] (0:12.32)	0:47.95 [3] (0:12.60)	0:35.35 [3] (0:12.02)	0:23.33 [3] (0:11.26)	0:12.07 [2] (0:12.07)
Average Speed [km/h]	51.7	61.6	59.5	58.0	59.9	64.2	59.6
Top Speed [km/h]	63.1	62.7	61.9	59.0	63.3	65.0	62.3
Avg. Dist. to Rail [m]	4.6	3.5	4.1	2.8	0.5	2.8	4.7
Avg. Stride Freq. [Hz]	2.2	2.2	2.1	2.0	2.1	2.3	2.2
Avg. Stride Length [m]	6.6	7.9	8.0	7.9	7.8	7.9	7.4



- [] Ranking at each section and finish
- .-.- No data available at this section
- NA No data available



Horse/Jockey Name	Dream Smart
Final Rank	6
Fastest Section Time (Section)	0:11.25 (400m)
Top Speed [km/h] (Section)	65.4 (400m)
Race State	Finished



Eagle Farm QLD Professional
Race 1: BECOME A BRC MEMBER QTIS Three-Year-Old Handicap - 1400m

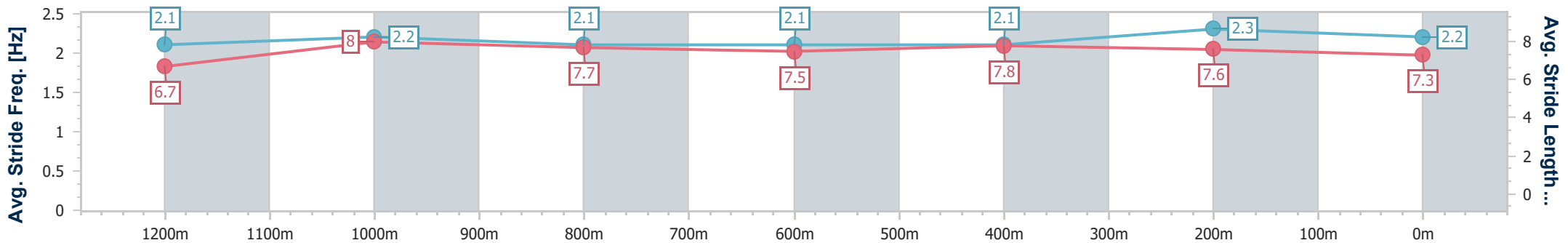
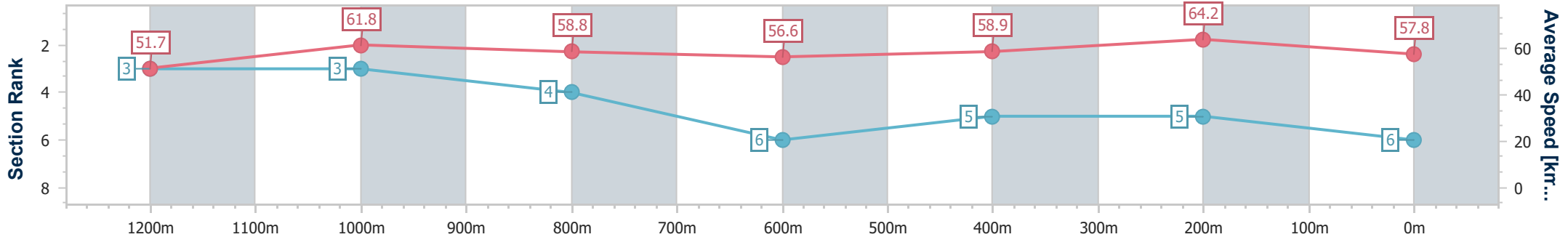
14 September 2024 - 11:58

Track Rating: Soft 5, Weather: Fine, Rail Position: True



BRISBANE RACING CLUB

Section	Overall	1200m	1000m	800m	600m	400m	200m
Section Times	1:26.53 [6] (0:13.92)	1:12.61 [3] (0:11.70)	1:00.91 [3] (0:12.47)	0:48.44 [4] (0:12.80)	0:35.64 [6] (0:11.95)	0:23.69 [5] (0:11.25)	0:12.44 [5] (0:12.44)
Average Speed [km/h]	51.7	61.8	58.8	56.6	58.9	64.2	57.8
Top Speed [km/h]	62.9	64.1	61.3	59.0	62.8	65.4	61.5
Avg. Dist. to Rail [m]	1.1	3.2	4.1	0.8	3.7	0.9	0.6
Avg. Stride Freq. [Hz]	2.1	2.2	2.1	2.1	2.1	2.3	2.2
Avg. Stride Length [m]	6.7	8.0	7.7	7.5	7.8	7.6	7.3



- [] Ranking at each section and finish
- .-.- No data available at this section
- NA No data available



Horse/Jockey Name	Reigning Alpha
Final Rank	7
Fastest Section Time (Section)	0:11.74 (1200m)
Top Speed [km/h] (Section)	64.7 (Overall)
Race State	Finished

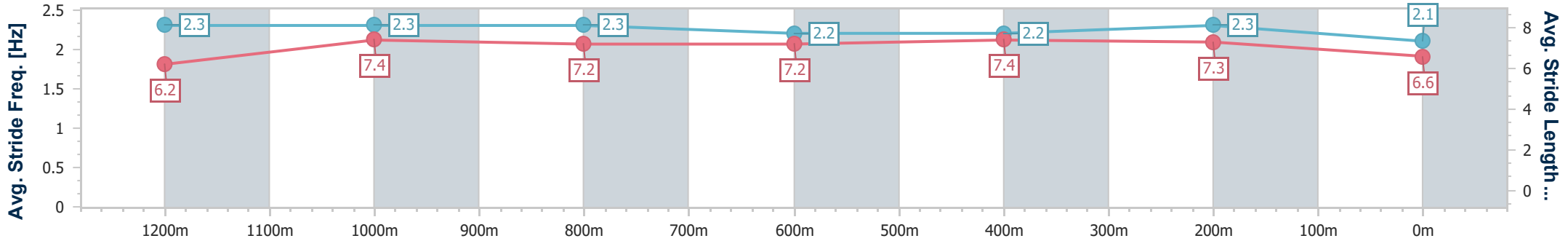
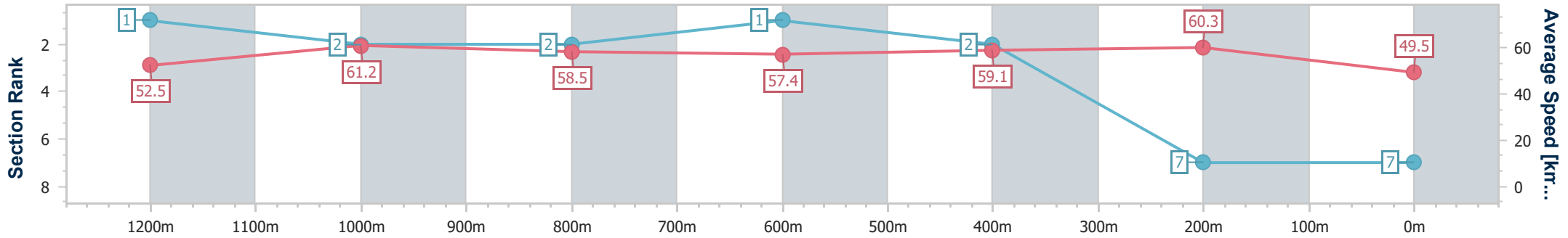


Eagle Farm QLD Professional
 Race 1: BECOME A BRC MEMBER QTIS Three-Year-Old Handicap - 1400m
 14 September 2024 - 11:58
 Track Rating: Soft 5, Weather: Fine, Rail Position: True



BRISBANE RACING CLUB

Section	Overall	1200m	1000m	800m	600m	400m	200m
Section Times	1:29.04 [7] (0:13.73)	1:15.31 [1] (0:11.74)	1:03.57 [2] (0:12.39)	0:51.18 [2] (0:12.56)	0:38.62 [1] (0:12.17)	0:26.45 [2] (0:11.95)	0:14.50 [7] (0:14.50)
Average Speed [km/h]	52.5	61.2	58.5	57.4	59.1	60.3	49.5
Top Speed [km/h]	64.7	64.4	59.3	58.3	61.3	61.4	57.8
Avg. Dist. to Rail [m]	2.9	1.7	0.9	0.3	0.6	0.2	0.8
Avg. Stride Freq. [Hz]	2.3	2.3	2.3	2.2	2.2	2.3	2.1
Avg. Stride Length [m]	6.2	7.4	7.2	7.2	7.4	7.3	6.6



- [] Ranking at each section and finish
- .-.- No data available at this section
- NA No data available