



Aquis Park Gold Coast Poly QLD Professional

Race 1: VEOLIA SUSTAINABILITY SERVICES BENCHMARK 68 Handicap - 1150m

14 September 2024 - 12:43



Track Rating: Synthetic, Weather: Fine, Rail Position: True

Section		Overall	1000m	800m	600m	400m	200m	Last 600m					
Field Times		1:06.20 (0:10.48)	0:55.72 (0:10.11)	0:45.61 (0:10.79)	0:34.82 (0:10.92)	0:23.90 (0:11.39)	0:12.51 (0:12.51)	0:34.82					
Rank	TAB Horse/Jockey	Barrier	Top Speed [km/h]	Fastest Section	Margin							Distance Travelled [m]	
1	3 THE BILLIONAIRE Micheal Hellyer	8	73.5 1000m	0:10.11 1000m	1:06.20 [1] (0:10.48)	0:55.72 [1] (0:10.11)	0:45.61 [1] (0:10.79)	0:34.82 [1] (0:10.92)	0:23.90 [1] (0:11.39)	0:12.51 [1] (0:12.51)	1:06.20	0:34.82	
2	5 NEOCLASSICISM Jade Hampson	4	72.0 1000m	0:10.24 1000m	1:06.29 [2] (0:10.88)	0:55.41 [4] (0:10.24)	0:45.17 [4] (0:10.73)	0:34.44 [4] (0:10.97)	0:23.47 [4] (0:11.43)	0:12.04 [4] (0:12.04)	0.5L	0:34.44	-3
3	1 BULSARA Corey Sutherland	7	71.5 1000m	0:10.29 1000m	1:06.56 [3] (0:10.57)	0:55.99 [3] (0:10.29)	0:45.70 [2] (0:10.77)	0:34.93 [2] (0:11.09)	0:23.84 [3] (0:11.50)	0:12.34 [2] (0:12.34)	2L	0:34.93	+1
4	2 DATA PATCH Madeleine Wishart	3	70.7 1000m	0:10.35 1000m	1:06.75 [4] (0:10.53)	0:56.22 [2] (0:10.35)	0:45.87 [3] (0:10.77)	0:35.10 [3] (0:10.97)	0:24.13 [2] (0:11.61)	0:12.52 [3] (0:12.52)	3L	0:35.10	-6

Scratched: Cosmic Serenade (#4), Lady Falvelon (#8), Ghost Hunter (#6), Miss Magnifico (#7)

[] Ranking at each section and finish
 -:-:-:- No data available at this section
 NA No data available

SCN Saddle cloth number
 DNF Did not finish
 DNT Did not track



Horse/Jockey Name	The Billionaire
Final Rank	1
Fastest Section Time (Section)	0:10.11 (1000m)
Top Speed [km/h] (Section)	73.5 (1000m)
Race State	Finished



Aquis Park Gold Coast Poly QLD Professional

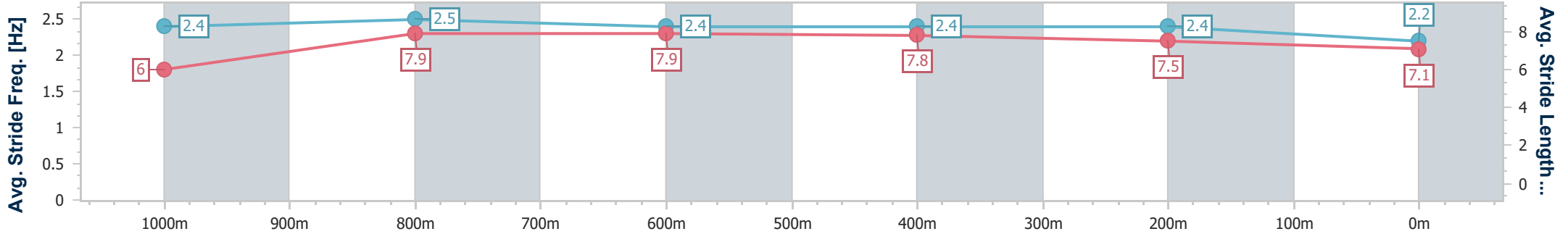
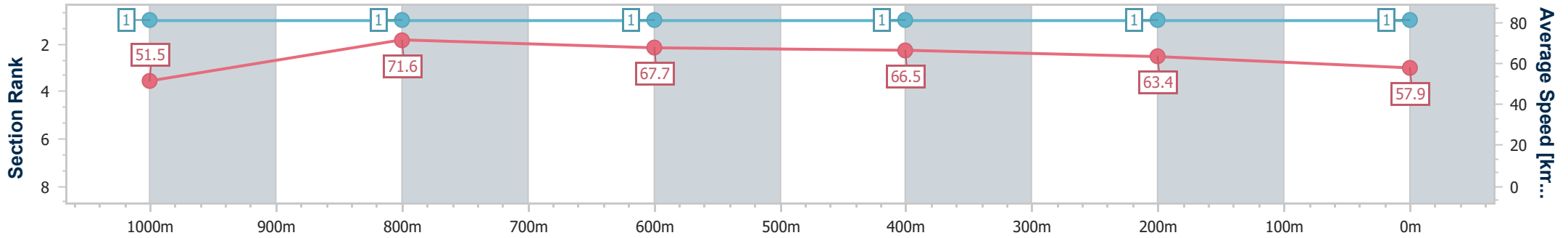
Race 1: VEOLIA SUSTAINABILITY SERVICES BENCHMARK 68 Handicap - 1150m



14 September 2024 - 12:43

Track Rating: Synthetic, Weather: Fine, Rail Position: True

Section	Overall	1000m	800m	600m	400m	200m
Section Times	1:06.20 [1] (0:10.48)	0:55.72 [1] (0:10.11)	0:45.61 [1] (0:10.79)	0:34.82 [1] (0:10.92)	0:23.90 [1] (0:11.39)	0:12.51 [1] (0:12.51)
Average Speed [km/h]	51.5	71.6	67.7	66.5	63.4	57.9
Top Speed [km/h]	69.2	73.5	70.0	68.3	65.1	61.0
Avg. Dist. to Rail [m]	3.7	2.6	2.4	2.5	0.9	2.1
Avg. Stride Freq. [Hz]	2.4	2.5	2.4	2.4	2.4	2.2
Avg. Stride Length [m]	6.0	7.9	7.9	7.8	7.5	7.1



- [] Ranking at each section and finish
- .-.- No data available at this section
- NA No data available



Horse/Jockey Name	Neoclassicism
Final Rank	2
Fastest Section Time (Section)	0:10.24 (1000m)
Top Speed [km/h] (Section)	72.0 (1000m)
Race State	Finished



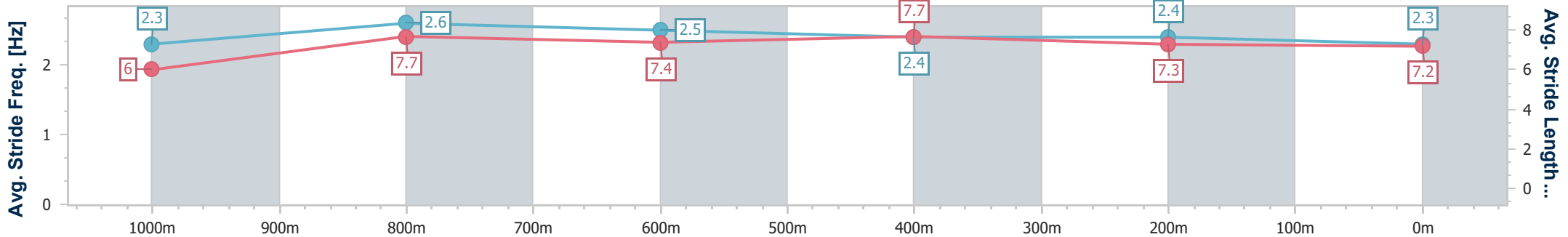
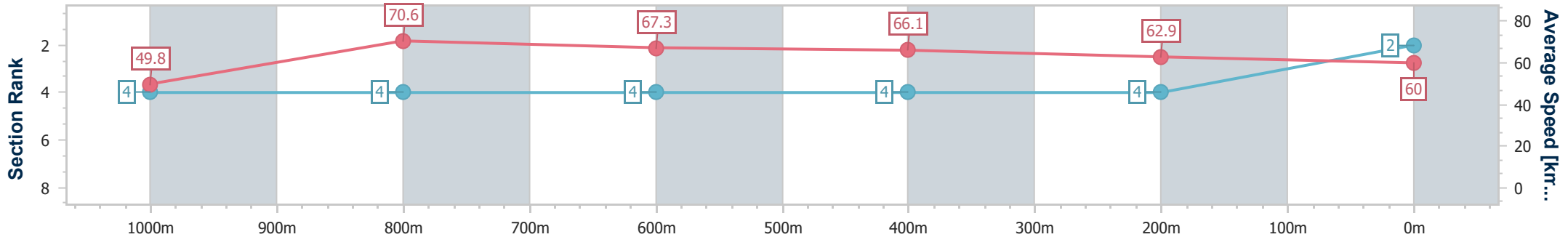
Aquis Park Gold Coast Poly QLD Professional
 Race 1: VEOLIA SUSTAINABILITY SERVICES BENCHMARK 68
 Handicap - 1150m



14 September 2024 - 12:43

Track Rating: Synthetic, Weather: Fine, Rail Position: True

Section	Overall	1000m	800m	600m	400m	200m
Section Times	1:06.29 [2] (0:10.88)	0:55.41 [4] (0:10.24)	0:45.17 [4] (0:10.73)	0:34.44 [4] (0:10.97)	0:23.47 [4] (0:11.43)	0:12.04 [4] (0:12.04)
Average Speed [km/h]	49.8	70.6	67.3	66.1	62.9	60.0
Top Speed [km/h]	68.6	72.0	70.3	68.9	64.4	62.4
Avg. Dist. to Rail [m]	1.5	1.4	1.4	1.4	2.0	4.3
Avg. Stride Freq. [Hz]	2.3	2.6	2.5	2.4	2.4	2.3
Avg. Stride Length [m]	6.0	7.7	7.4	7.7	7.3	7.2



- [] Ranking at each section and finish
- .-.- No data available at this section
- NA No data available



Horse/Jockey Name	Bulsara
Final Rank	3
Fastest Section Time (Section)	0:10.29 (1000m)
Top Speed [km/h] (Section)	71.5 (1000m)
Race State	Finished



Aquis Park Gold Coast Poly QLD Professional

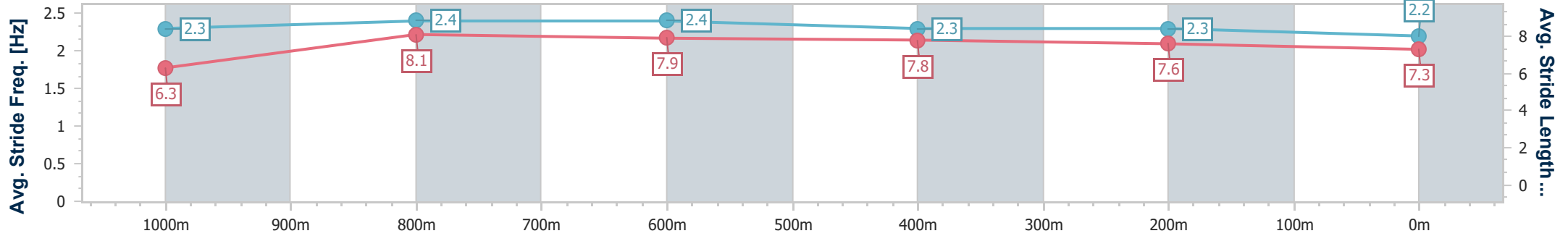
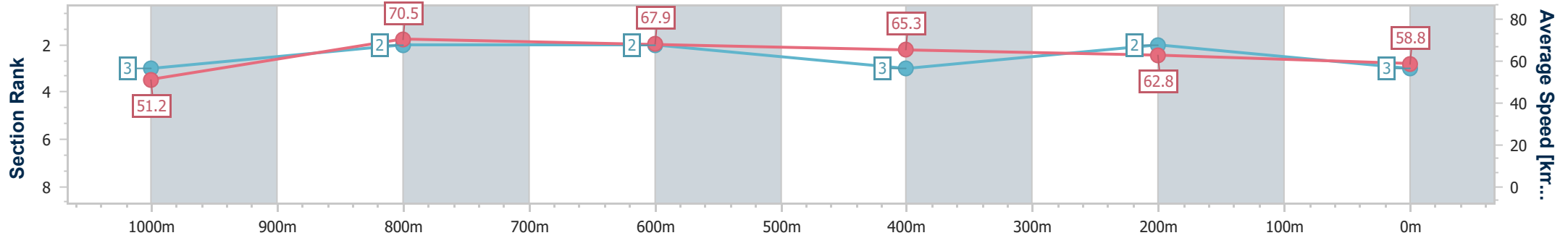
Race 1: VEOLIA SUSTAINABILITY SERVICES BENCHMARK 68 Handicap - 1150m



14 September 2024 - 12:43

Track Rating: Synthetic, Weather: Fine, Rail Position: True

Section	Overall	1000m	800m	600m	400m	200m
Section Times	1:06.56 [3] (0:10.57)	0:55.99 [3] (0:10.29)	0:45.70 [2] (0:10.77)	0:34.93 [2] (0:11.09)	0:23.84 [3] (0:11.50)	0:12.34 [2] (0:12.34)
Average Speed [km/h]	51.2	70.5	67.9	65.3	62.8	58.8
Top Speed [km/h]	69.5	71.5	69.9	67.1	63.8	61.1
Avg. Dist. to Rail [m]	2.3	2.7	2.6	1.8	2.0	5.0
Avg. Stride Freq. [Hz]	2.3	2.4	2.4	2.3	2.3	2.2
Avg. Stride Length [m]	6.3	8.1	7.9	7.8	7.6	7.3



- [] Ranking at each section and finish
- .-.- No data available at this section
- NA No data available



Horse/Jockey Name	Data Patch
Final Rank	4
Fastest Section Time (Section)	0:10.35 (1000m)
Top Speed [km/h] (Section)	70.7 (1000m)
Race State	Finished



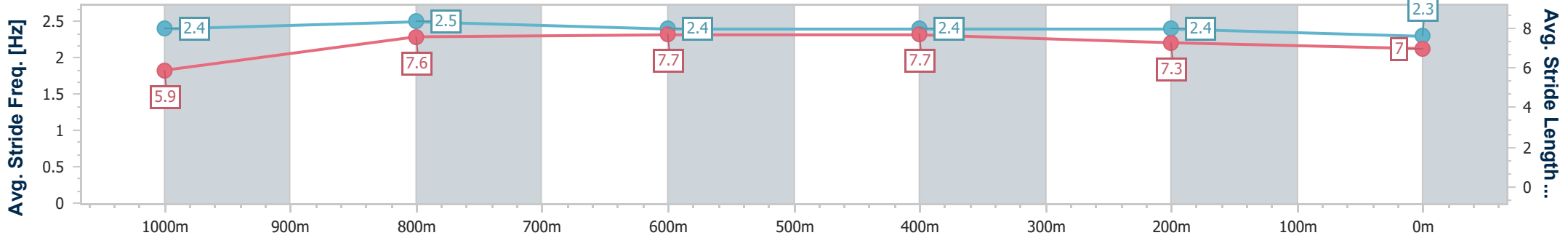
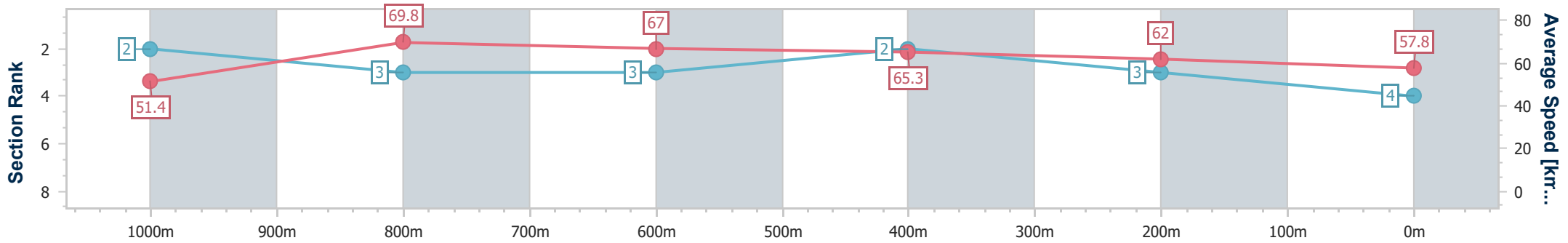
Aquis Park Gold Coast Poly QLD Professional
 Race 1: VEOLIA SUSTAINABILITY SERVICES BENCHMARK 68
 Handicap - 1150m



14 September 2024 - 12:43

Track Rating: Synthetic, Weather: Fine, Rail Position: True

Section	Overall	1000m	800m	600m	400m	200m
Section Times	1:06.75 [4] (0:10.53)	0:56.22 [2] (0:10.35)	0:45.87 [3] (0:10.77)	0:35.10 [3] (0:10.97)	0:24.13 [2] (0:11.61)	0:12.52 [3] (0:12.52)
Average Speed [km/h]	51.4	69.8	67.0	65.3	62.0	57.8
Top Speed [km/h]	68.1	70.7	68.5	67.0	64.0	60.6
Avg. Dist. to Rail [m]	1.0	0.9	0.8	0.6	0.8	1.9
Avg. Stride Freq. [Hz]	2.4	2.5	2.4	2.4	2.4	2.3
Avg. Stride Length [m]	5.9	7.6	7.7	7.7	7.3	7.0



- [] Ranking at each section and finish
- .-.- No data available at this section
- NA No data available



Aquis Park Gold Coast Poly QLD Professional

Race 2: VEOLIA GREEN BENCHMARK 65 Handicap - 1540m

14 September 2024 - 13:17



Track Rating: Synthetic, Weather: Fine, Rail Position: True

Section		Overall	1400m	1200m	1000m	800m	600m	400m	Last 600m				
Field Times		1:31.66 (0:10.11)	1:21.55 (0:11.36)	1:10.19 (0:11.27)	0:58.92 (0:11.33)	0:47.59 (0:11.82)	0:35.77 (0:11.77)	0:24.00 (0:11.69)	0:35.77				
Rank	TAB Horse/Jockey	Barrier	Top Speed [km/h]	Fastest Section									Distance Travelled [m]
1	6 WONFORWAZZA Micheal Hellyer	6	65.1 1200m	0:10.48 Overall	1:31.66 [1] (0:10.48)	1:21.18 [5] (0:11.38)	1:09.80 [5] (0:11.17)	0:58.63 [4] (0:11.34)	0:47.29 [4] (0:11.62)	0:35.67 [4] (0:11.67)	0:24.00 [1] (0:11.69)	0:35.67	
2	2 SILVER WARRIOR Corey Sutherland	1	64.6 1200m	0:10.26 Overall	1:31.96 [2] (0:10.26)	1:21.70 [3] (0:11.50)	1:10.20 [4] (0:11.35)	0:58.85 [5] (0:11.29)	0:47.56 [5] (0:11.72)	0:35.84 [6] (0:11.84)	0:24.00 [6] (0:11.85)	0:35.84	-8
3	1 GOOD LIEUTENANT Michael Cahill	7	66.3 1400m	0:10.23 Overall	1:32.07 [3] (0:10.23)	1:21.84 [2] (0:11.33)	1:10.51 [2] (0:11.20)	0:59.31 [2] (0:11.31)	0:48.00 [1] (0:11.82)	0:36.18 [1] (0:11.79)	0:24.39 [2] (0:11.93)	0:36.18	+3
4	3 TAKUNAI Rikki Jamieson	5	65.1 1400m	0:10.80 Overall	1:32.41 [4] (0:10.80)	1:21.61 [6] (0:11.32)	1:10.29 [6] (0:11.23)	0:59.06 [6] (0:11.37)	0:47.69 [6] (0:11.39)	0:36.30 [5] (0:11.67)	0:24.63 [4] (0:12.07)	0:36.30	+2
5	4 MENSA MAESTRO Dan McGillivray	8	65.6 1200m	0:10.26 Overall	1:32.69 [5] (0:10.26)	1:22.43 [4] (0:11.41)	1:11.02 [3] (0:11.07)	0:59.95 [1] (0:11.40)	0:48.55 [3] (0:11.79)	0:36.76 [2] (0:11.79)	0:24.97 [3] (0:12.12)	0:36.76	-1
6	8 EMMY REGINA Brooke Ainsworth	4	64.7 1200m	0:10.11 Overall	1:34.42 [6] (0:10.11)	1:24.31 [1] (0:11.36)	1:12.95 [1] (0:11.33)	1:01.62 [3] (0:11.31)	0:50.31 [2] (0:11.82)	0:38.49 [3] (0:11.88)	0:26.61 [5] (0:12.80)	0:38.49	-10

Scratched: Miss Shu (#7), Neoclassicism (#5)

[] Ranking at each section and finish
 -:-:- No data available at this section
 NA No data available

SCN Saddle cloth number
 DNF Did not finish
 DNT Did not track



Aquis Park Gold Coast Poly QLD Professional
Race 2: VEOLIA GREEN BENCHMARK 65 Handicap - 1540m
14 September 2024 - 13:17



Track Rating: Synthetic, Weather: Fine, Rail Position: True

Section				200m				Last 600m	
Field Times				0:12.31 (0:12.31)				0:35.77	
Rank	TAB	Horse/Jockey	Barrier	Top Speed [km/h]	Fastest Section	Margin		Distance Travelled [m]	
1	6	WONFORWAZZA Micheal Hellyer	6	65.1 1200m	0:10.48 Overall	0:12.31 [1] (0:12.31)	1:31.66	0:35.67	
2	2	SILVER WARRIOR Corey Sutherland	1	64.6 1200m	0:10.26 Overall	0:12.15 [3] (0:12.15)	1.8L	0:35.84 -8	
3	1	GOOD LIEUTENANT Michael Cahill	7	66.3 1400m	0:10.23 Overall	0:12.46 [2] (0:12.46)	2.3L	0:36.18 +3	
4	3	TAKUNAI Rikki Jamieson	5	65.1 1400m	0:10.80 Overall	0:12.56 [5] (0:12.56)	4.1L	0:36.30 +2	
5	4	MENSA MAESTRO Dan McGillivray	8	65.6 1200m	0:10.26 Overall	0:12.85 [4] (0:12.85)	5.6L	0:36.76 -1	
6	8	EMMY REGINA Brooke Ainsworth	4	64.7 1200m	0:10.11 Overall	0:13.81 [6] (0:13.81)	15.6L	0:38.49 -10	

Scratched: Miss Shu (#7), Neoclassicism (#5)

[] Ranking at each section and finish
 -:-:- No data available at this section
 NA No data available

SCN Saddle cloth number
 DNF Did not finish
 DNT Did not track



Horse/Jockey Name	Wonforwazza
Final Rank	1
Fastest Section Time (Section)	0:10.48 (Overall)
Top Speed [km/h] (Section)	65.1 (1200m)
Race State	Finished



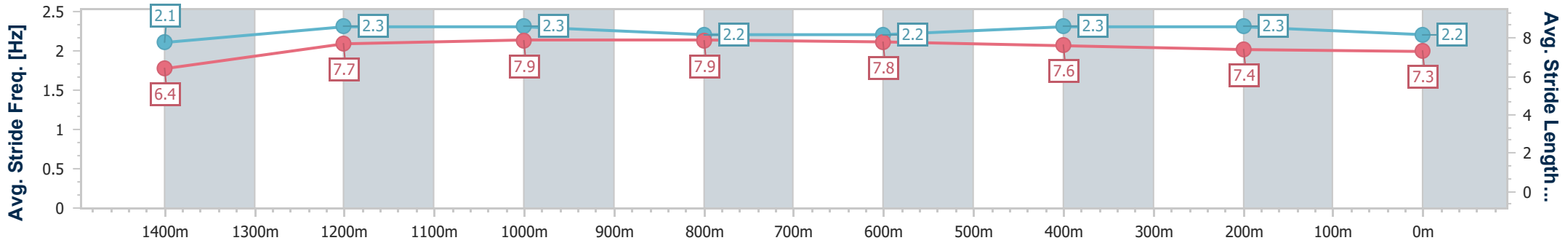
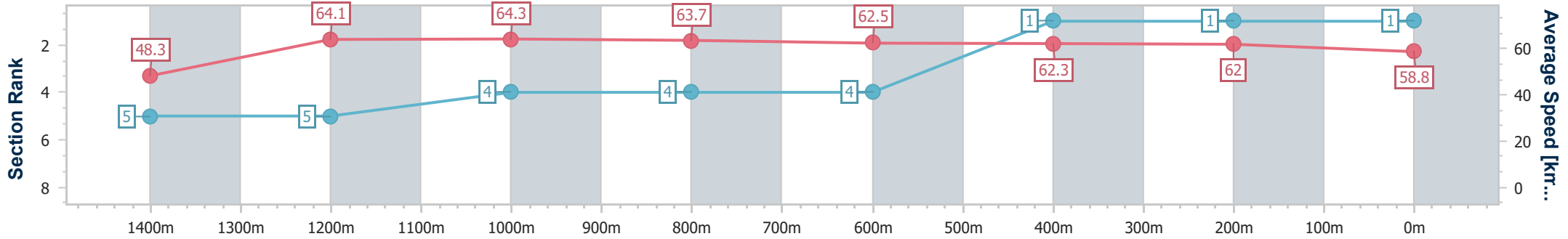
Aquis Park Gold Coast Poly QLD Professional
Race 2: VEOLIA GREEN BENCHMARK 65 Handicap - 1540m



14 September 2024 - 13:17

Track Rating: Synthetic, Weather: Fine, Rail Position: True

Section	Overall	1400m	1200m	1000m	800m	600m	400m	200m
Section Times	1:31.66 [1] (0:10.48)	1:21.18 [5] (0:11.38)	1:09.80 [5] (0:11.17)	0:58.63 [4] (0:11.34)	0:47.29 [4] (0:11.62)	0:35.67 [4] (0:11.67)	0:24.00 [1] (0:11.69)	0:12.31 [1] (0:12.31)
Average Speed [km/h]	48.3	64.1	64.3	63.7	62.5	62.3	62.0	58.8
Top Speed [km/h]	62.5	64.9	65.1	64.1	63.5	63.4	63.1	60.9
Avg. Dist. to Rail [m]	4.4	1.9	1.7	1.0	1.5	2.5	3.1	3.7
Avg. Stride Freq. [Hz]	2.1	2.3	2.3	2.2	2.2	2.3	2.3	2.2
Avg. Stride Length [m]	6.4	7.7	7.9	7.9	7.8	7.6	7.4	7.3



- [] Ranking at each section and finish
- .-.- No data available at this section
- NA No data available



Horse/Jockey Name	Silver Warrior
Final Rank	2
Fastest Section Time (Section)	0:10.26 (Overall)
Top Speed [km/h] (Section)	64.6 (1200m)
Race State	Finished



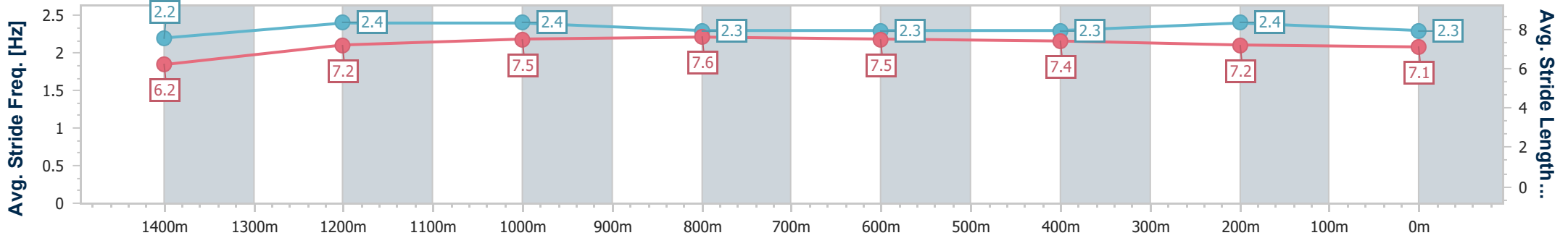
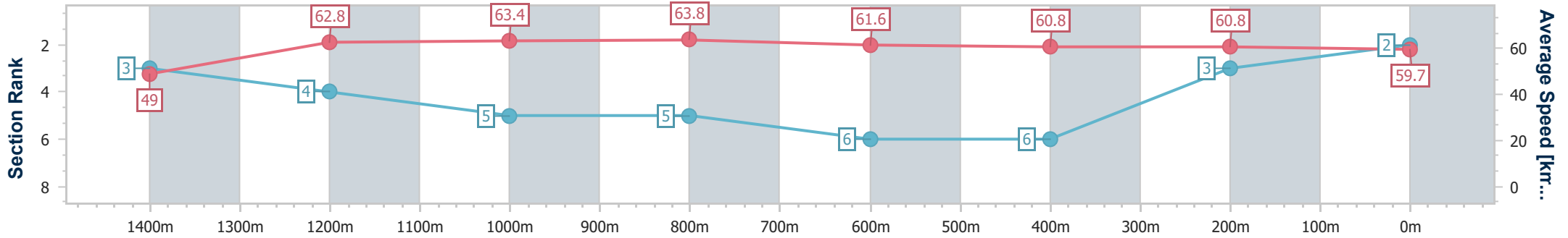
Aquis Park Gold Coast Poly QLD Professional
 Race 2: VEOLIA GREEN BENCHMARK 65 Handicap - 1540m



14 September 2024 - 13:17

Track Rating: Synthetic, Weather: Fine, Rail Position: True

Section	Overall	1400m	1200m	1000m	800m	600m	400m	200m
Section Times	1:31.96 [2] (0:10.26)	1:21.70 [3] (0:11.50)	1:10.20 [4] (0:11.35)	0:58.85 [5] (0:11.29)	0:47.56 [5] (0:11.72)	0:35.84 [6] (0:11.84)	0:24.00 [6] (0:11.85)	0:12.15 [3] (0:12.15)
Average Speed [km/h]	49.0	62.8	63.4	63.8	61.6	60.8	60.8	59.7
Top Speed [km/h]	61.6	64.6	64.6	64.6	63.3	61.8	62.0	60.9
Avg. Dist. to Rail [m]	1.6	0.3	0.7	0.3	0.3	0.4	1.7	2.1
Avg. Stride Freq. [Hz]	2.2	2.4	2.4	2.3	2.3	2.3	2.4	2.3
Avg. Stride Length [m]	6.2	7.2	7.5	7.6	7.5	7.4	7.2	7.1



- [] Ranking at each section and finish
- .-.- No data available at this section
- NA No data available



Horse/Jockey Name	Good Lieutenant
Final Rank	3
Fastest Section Time (Section)	0:10.23 (Overall)
Top Speed [km/h] (Section)	66.3 (1400m)
Race State	Finished



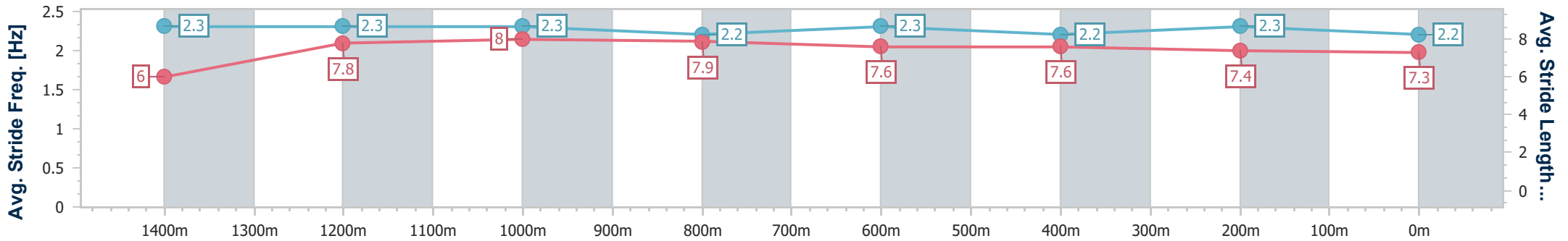
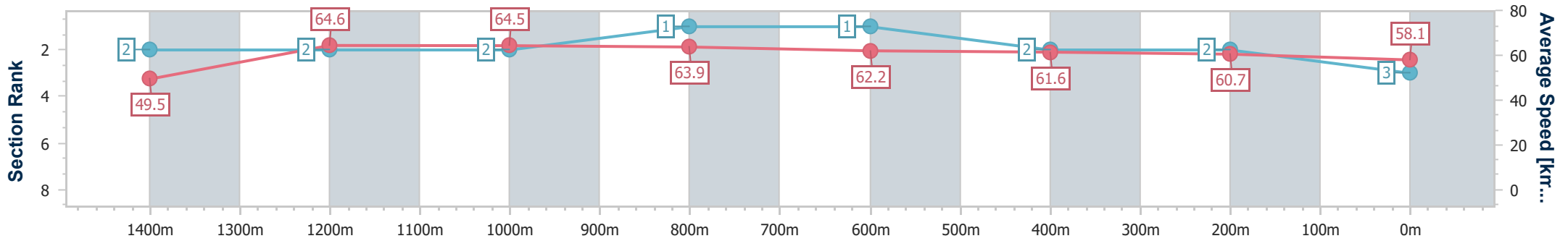
Aquis Park Gold Coast Poly QLD Professional
 Race 2: VEOLIA GREEN BENCHMARK 65 Handicap - 1540m



14 September 2024 - 13:17

Track Rating: Synthetic, Weather: Fine, Rail Position: True

Section	Overall	1400m	1200m	1000m	800m	600m	400m	200m
Section Times	1:32.07 [3] (0:10.23)	1:21.84 [2] (0:11.33)	1:10.51 [2] (0:11.20)	0:59.31 [2] (0:11.31)	0:48.00 [1] (0:11.82)	0:36.18 [1] (0:11.79)	0:24.39 [2] (0:11.93)	0:12.46 [2]
Average Speed [km/h]	49.5	64.6	64.5	63.9	62.2	61.6	60.7	58.1
Top Speed [km/h]	65.2	66.3	64.8	64.4	63.1	62.5	62.0	59.7
Avg. Dist. to Rail [m]	4.7	2.7	3.3	1.5	3.6	3.2	2.6	2.4
Avg. Stride Freq. [Hz]	2.3	2.3	2.3	2.2	2.3	2.2	2.3	2.2
Avg. Stride Length [m]	6.0	7.8	8.0	7.9	7.6	7.6	7.4	7.3



- [] Ranking at each section and finish
- .-.- No data available at this section
- NA No data available



Horse/Jockey Name	Takunai
Final Rank	4
Fastest Section Time (Section)	0:10.80 (Overall)
Top Speed [km/h] (Section)	65.1 (1400m)
Race State	Finished



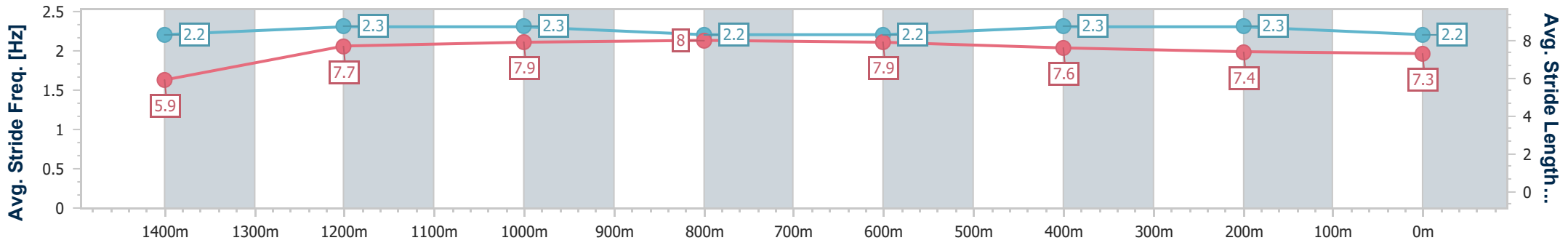
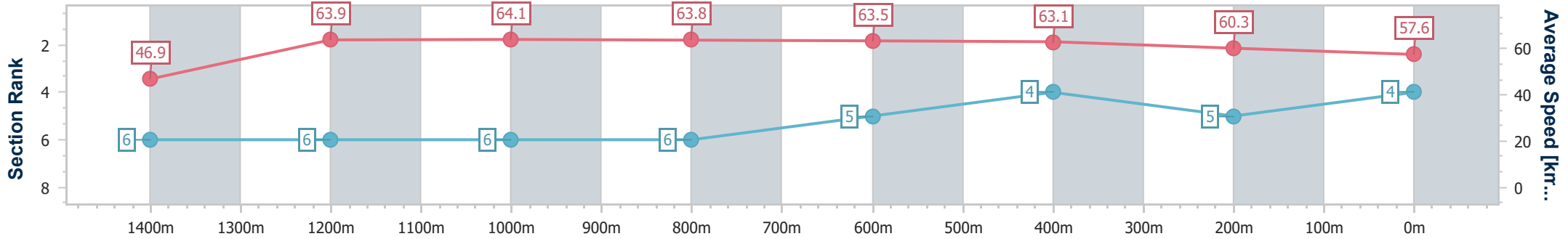
Aquis Park Gold Coast Poly QLD Professional
Race 2: VEOLIA GREEN BENCHMARK 65 Handicap - 1540m



14 September 2024 - 13:17

Track Rating: Synthetic, Weather: Fine, Rail Position: True

Section	Overall	1400m	1200m	1000m	800m	600m	400m	200m
Section Times	1:32.41 [4] (0:10.80)	1:21.61 [6] (0:11.32)	1:10.29 [6] (0:11.23)	0:59.06 [6] (0:11.37)	0:47.69 [6] (0:11.39)	0:36.30 [5] (0:11.67)	0:24.63 [4] (0:12.07)	0:12.56 [5] (0:12.56)
Average Speed [km/h]	46.9	63.9	64.1	63.8	63.5	63.1	60.3	57.6
Top Speed [km/h]	62.1	65.1	65.0	63.9	64.2	64.3	61.7	59.5
Avg. Dist. to Rail [m]	3.1	1.0	1.9	1.3	1.7	4.1	6.1	6.3
Avg. Stride Freq. [Hz]	2.2	2.3	2.3	2.2	2.2	2.3	2.3	2.2
Avg. Stride Length [m]	5.9	7.7	7.9	8.0	7.9	7.6	7.4	7.3



- [] Ranking at each section and finish
- .-.- No data available at this section
- NA No data available



Horse/Jockey Name	Mensa Maestro
Final Rank	5
Fastest Section Time (Section)	0:10.26 (Overall)
Top Speed [km/h] (Section)	65.6 (1200m)
Race State	Finished



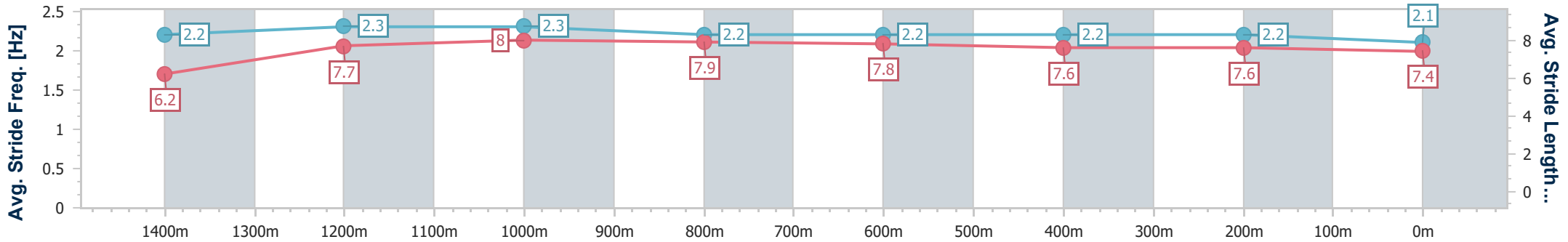
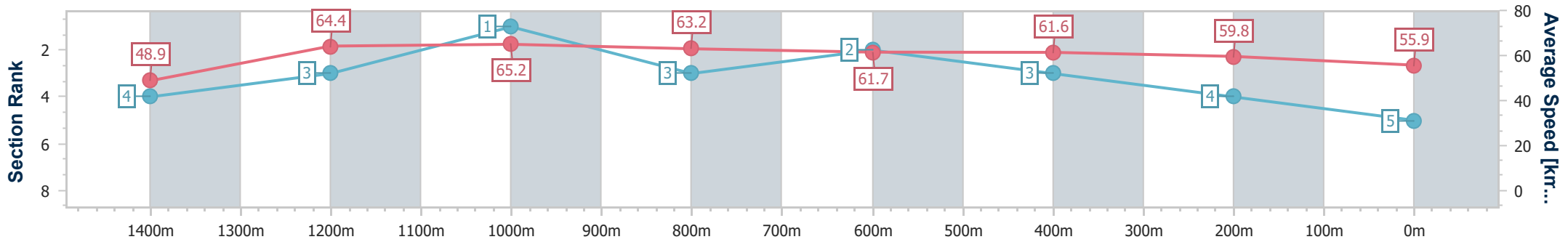
Aquis Park Gold Coast Poly QLD Professional
Race 2: VEOLIA GREEN BENCHMARK 65 Handicap - 1540m



14 September 2024 - 13:17

Track Rating: Synthetic, Weather: Fine, Rail Position: True

Section	Overall	1400m	1200m	1000m	800m	600m	400m	200m
Section Times	1:32.69 [5] (0:10.26)	1:22.43 [4] (0:11.41)	1:11.02 [3] (0:11.07)	0:59.95 [1] (0:11.40)	0:48.55 [3] (0:11.79)	0:36.76 [2] (0:11.79)	0:24.97 [3] (0:12.12)	0:12.85 [4] (0:12.85)
Average Speed [km/h]	48.9	64.4	65.2	63.2	61.7	61.6	59.8	55.9
Top Speed [km/h]	64.9	65.4	65.6	64.5	62.9	62.2	61.9	59.4
Avg. Dist. to Rail [m]	5.9	2.3	2.3	1.4	1.9	2.1	4.1	4.2
Avg. Stride Freq. [Hz]	2.2	2.3	2.3	2.2	2.2	2.2	2.2	2.1
Avg. Stride Length [m]	6.2	7.7	8.0	7.9	7.8	7.6	7.6	7.4



- [] Ranking at each section and finish
- .-.- No data available at this section
- NA No data available



Horse/Jockey Name	Emmy Regina
Final Rank	6
Fastest Section Time (Section)	0:10.11 (Overall)
Top Speed [km/h] (Section)	64.7 (1200m)
Race State	Finished



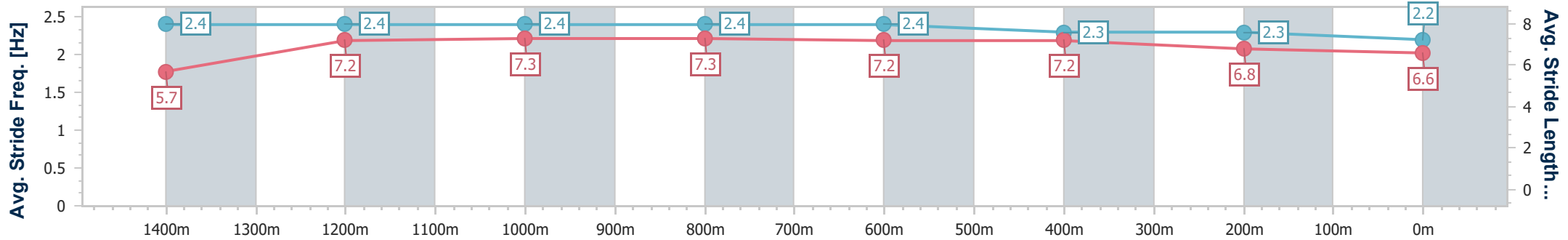
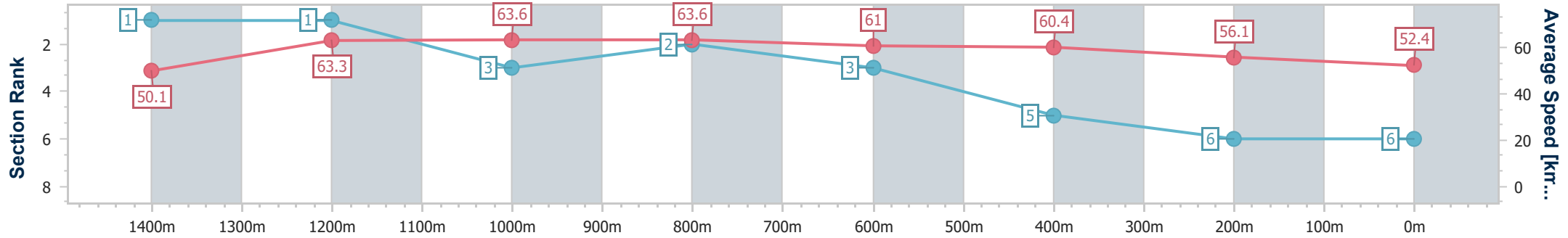
Aquis Park Gold Coast Poly QLD Professional
 Race 2: VEOLIA GREEN BENCHMARK 65 Handicap - 1540m



14 September 2024 - 13:17

Track Rating: Synthetic, Weather: Fine, Rail Position: True

Section	Overall	1400m	1200m	1000m	800m	600m	400m	200m
Section Times	1:34.42 [6] (0:10.11)	1:24.31 [1] (0:11.36)	1:12.95 [1] (0:11.33)	1:01.62 [3] (0:11.31)	0:50.31 [2] (0:11.82)	0:38.49 [3] (0:11.88)	0:26.61 [5] (0:12.80)	0:13.81 [6] (0:13.81)
Average Speed [km/h]	50.1	63.3	63.6	63.6	61.0	60.4	56.1	52.4
Top Speed [km/h]	64.2	64.2	64.7	64.3	62.7	62.9	57.7	54.8
Avg. Dist. to Rail [m]	2.2	0.3	1.1	0.7	0.4	0.9	1.3	2.5
Avg. Stride Freq. [Hz]	2.4	2.4	2.4	2.4	2.4	2.3	2.3	2.2
Avg. Stride Length [m]	5.7	7.2	7.3	7.3	7.2	7.2	6.8	6.6



- [] Ranking at each section and finish
- .-.- No data available at this section
- NA No data available



Aquis Park Gold Coast Poly QLD Professional

Race 3: VEOLIA RESOURCE RECOVERY Maiden Handicap - 2000m



14 September 2024 - 13:52

Track Rating: Synthetic, Weather: Fine, Rail Position: True

Section		Overall	1800m	1600m	1400m	1200m	1000m	800m	Last 600m				
Field Times		2:04.20 (0:13.57)	1:50.63 (0:11.45)	1:39.18 (0:12.37)	1:26.81 (0:12.99)	1:13.82 (0:12.51)	1:01.31 (0:12.58)	0:48.73 (0:12.45)	0:36.28				
Rank	TAB Horse/Jockey	Barrier	Top Speed [km/h]	Fastest Section									Distance Travelled [m]
1	8 NO DOUBLE DIPPING Brooke Ainsworth	1	65.7 1800m	0:11.44 1800m	2:04.20 [1] (0:14.09)	1:50.11 [6] (0:11.44)	1:38.67 [6] (0:12.48)	1:26.19 [7] (0:12.89)	1:13.30 [7] (0:13.04)	1:00.26 [6] (0:12.24)	0:48.02 [6] (0:12.32)	0:35.70	
2	3 SMELTER Michael Cahill	2	64.6 1800m	0:11.58 1800m	2:04.78 [2] (0:13.73)	1:51.05 [3] (0:11.58)	1:39.47 [4] (0:12.43)	1:27.04 [5] (0:12.81)	1:14.23 [4] (0:12.92)	1:01.31 [4] (0:12.34)	0:48.97 [4] (0:12.39)	0:36.58	+3
3	2 AUTUMN SONG Adin Thompson	4	65.3 1800m	0:11.45 1800m	2:05.00 [3] (0:13.57)	1:51.43 [1] (0:11.45)	1:39.98 [1] (0:12.37)	1:27.61 [1] (0:13.07)	1:14.54 [2] (0:12.61)	1:01.93 [2] (0:12.55)	0:49.38 [2] (0:12.56)	0:36.82	+10
4	5 HONOUR BRIGHT Micheal Hellyer	8	65.6 1800m	0:11.33 1800m	2:05.35 [4] (0:13.89)	1:51.46 [4] (0:11.33)	1:40.13 [3] (0:12.29)	1:27.84 [3] (0:13.01)	1:14.83 [3] (0:12.37)	1:02.46 [1] (0:12.58)	0:49.88 [1] (0:12.45)	0:37.43	+7
5	6 LADY PARVATI Nozi Tomizawa	7	66.0 1800m	0:11.36 1800m	2:05.40 [5] (0:14.44)	1:50.96 [8] (0:11.36)	1:39.60 [8] (0:12.52)	1:27.08 [8] (0:12.92)	1:14.16 [8] (0:13.08)	1:01.08 [8] (0:11.88)	0:49.20 [7] (0:12.19)	0:37.01	+9
6	1 NOT A SINGLE DRINK Jai Williams	5	65.5 1800m	0:11.40 1800m	2:05.46 [6] (0:13.99)	1:51.47 [5] (0:11.40)	1:40.07 [5] (0:12.33)	1:27.74 [4] (0:12.94)	1:14.80 [5] (0:12.86)	1:01.94 [5] (0:12.38)	0:49.56 [5] (0:12.60)	0:36.96	+11
7	7 MIDNIGHT SEAS Dylan Bennett	6	65.4 1800m	0:11.34 1800m	2:05.60 [7] (0:14.38)	1:51.22 [7] (0:11.34)	1:39.88 [7] (0:12.28)	1:27.60 [6] (0:12.88)	1:14.72 [6] (0:13.16)	1:01.56 [7] (0:12.39)	0:49.17 [8] (0:12.39)	0:36.78	+4
8	4 JOHN'S ROAD Jade Hampson	3	64.6 1800m	0:11.46 1800m	2:06.12 [8] (0:13.69)	1:52.43 [2] (0:11.46)	1:40.97 [2] (0:12.27)	1:28.70 [2] (0:12.96)	1:15.74 [1] (0:12.72)	1:03.02 [3] (0:12.60)	0:50.42 [3] (0:12.52)	0:37.90	+0

[] Ranking at each section and finish
 -:-:- No data available at this section
 NA No data available

SCN Saddle cloth number
 DNF Did not finish
 DNT Did not track



Aquis Park Gold Coast Poly QLD Professional

Race 3: VEOLIA RESOURCE RECOVERY Maiden Handicap - 2000m



14 September 2024 - 13:52

Track Rating: Synthetic, Weather: Fine, Rail Position: True

Section				600m	400m	200m			Last 600m		
Field Times				0:36.28 (0:12.21)	0:24.07 (0:12.13)	0:11.94 (0:11.94)			0:36.28		
Rank	TAB	Horse/Jockey	Barrier	Top Speed [km/h]	Fastest Section	Margin			Distance Travelled [m]		
1	8	NO DOUBLE DIPPING Brooke Ainsworth	1	65.7 1800m	0:11.44 1800m	0:35.70 [7] (0:12.01)	0:23.69 [5] (0:11.75)	0:11.94 [1] (0:11.94)	2:04.20	0:35.70	
2	3	SMELTER Michael Cahill	2	64.6 1800m	0:11.58 1800m	0:36.58 [3] (0:12.04)	0:24.54 [2] (0:12.12)	0:12.42 [2] (0:12.42)	3.3L	0:36.58	+3
3	2	AUTUMN SONG Adin Thompson	4	65.3 1800m	0:11.45 1800m	0:36.82 [2] (0:12.10)	0:24.72 [3] (0:12.15)	0:12.57 [3] (0:12.57)	4.6L	0:36.82	+10
4	5	HONOUR BRIGHT Micheal Hellyer	8	65.6 1800m	0:11.33 1800m	0:37.43 [1] (0:12.21)	0:25.22 [1] (0:12.49)	0:12.73 [4] (0:12.73)	6.6L	0:37.43	+7
5	6	LADY PARVATI Nozi Tomizawa	7	66.0 1800m	0:11.36 1800m	0:37.01 [5] (0:12.09)	0:24.92 [4] (0:12.38)	0:12.54 [5] (0:12.54)	6.8L	0:37.01	+9
6	1	NOT A SINGLE DRINK Jai Williams	5	65.5 1800m	0:11.40 1800m	0:36.96 [6] (0:12.36)	0:24.60 [8] (0:12.34)	0:12.26 [8] (0:12.26)	7.1L	0:36.96	+11
7	7	MIDNIGHT SEAS Dylan Bennett	6	65.4 1800m	0:11.34 1800m	0:36.78 [8] (0:12.00)	0:24.78 [7] (0:12.30)	0:12.48 [7] (0:12.48)	7.9L	0:36.78	+4
8	4	JOHN'S ROAD Jade Hampson	3	64.6 1800m	0:11.46 1800m	0:37.90 [4] (0:12.30)	0:25.60 [6] (0:12.58)	0:13.02 [6] (0:13.02)	10.9L	0:37.90	+0

[] Ranking at each section and finish
 -:-:- No data available at this section
 NA No data available

SCN Saddle cloth number
 DNF Did not finish
 DNT Did not track



Horse/Jockey Name	No Double Dipping
Final Rank	1
Fastest Section Time (Section)	0:11.44 (1800m)
Top Speed [km/h] (Section)	65.7 (1800m)
Race State	Finished



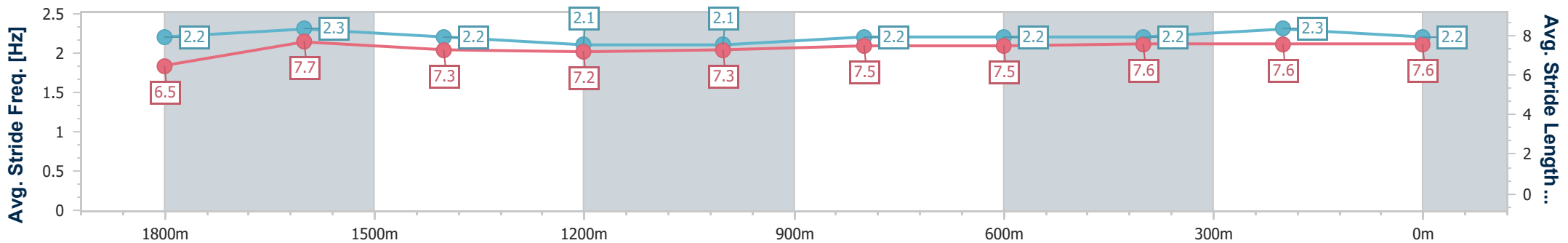
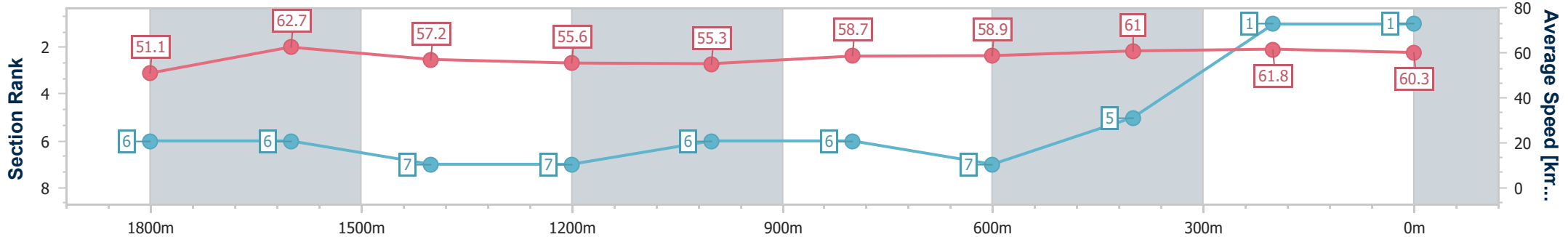
Aquis Park Gold Coast Poly QLD Professional
Race 3: VEOLIA RESOURCE RECOVERY Maiden Handicap - 2000m



14 September 2024 - 13:52

Track Rating: Synthetic, Weather: Fine, Rail Position: True

Section	Overall	1800m	1600m	1400m	1200m	1000m	800m	600m	400m	200m
Section Times	2:04.20 [1] (0:14.09)	1:50.11 [6] (0:11.44)	1:38.67 [6] (0:12.48)	1:26.19 [7] (0:12.89)	1:13.30 [7] (0:13.04)	1:00.26 [6] (0:12.24)	0:48.02 [6] (0:12.32)	0:35.70 [7] (0:12.01)	0:23.69 [5] (0:11.75)	0:11.94 [1] (0:11.94)
Average Speed [km/h]	51.1	62.7	57.2	55.6	55.3	58.7	58.9	61.0	61.8	60.3
Top Speed [km/h]	61.9	65.7	63.0	57.5	56.8	59.9	59.7	61.5	62.5	63.0
Avg. Dist. to Rail [m]	0.9	0.4	1.1	1.3	0.2	0.3	1.6	2.7	4.4	5.5
Avg. Stride Freq. [Hz]	2.2	2.3	2.2	2.1	2.1	2.2	2.2	2.2	2.3	2.2
Avg. Stride Length [m]	6.5	7.7	7.3	7.2	7.3	7.5	7.5	7.6	7.6	7.6



- [] Ranking at each section and finish
- .-.- No data available at this section
- NA No data available



Horse/Jockey Name	Smelter
Final Rank	2
Fastest Section Time (Section)	0:11.58 (1800m)
Top Speed [km/h] (Section)	64.6 (1800m)
Race State	Finished



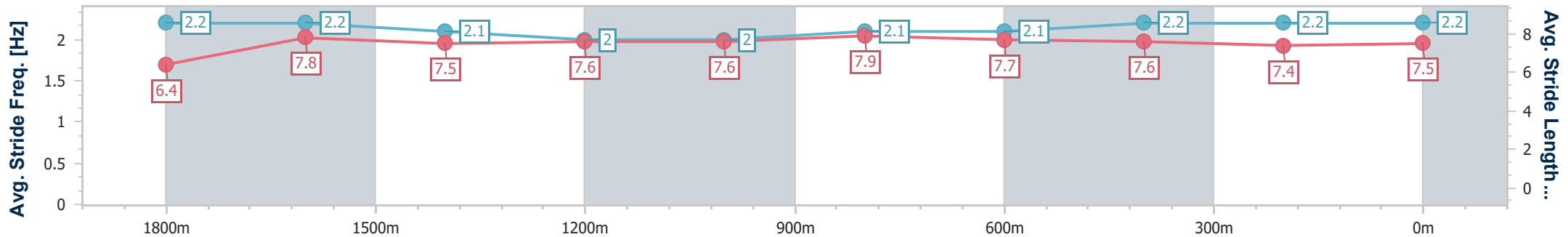
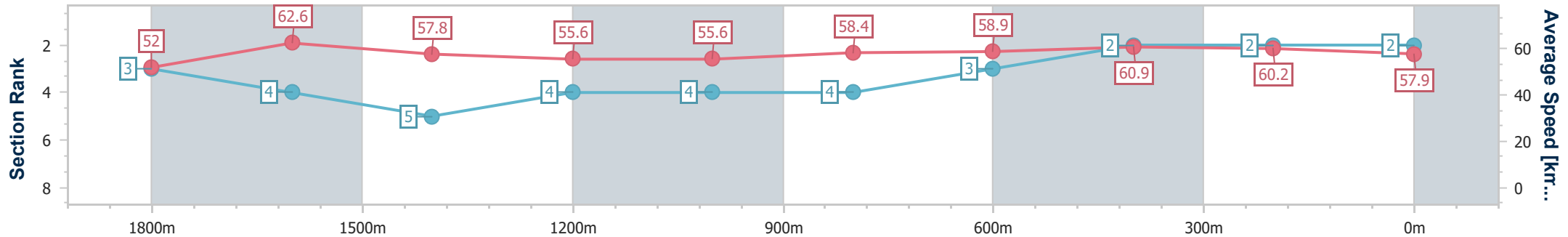
Aquis Park Gold Coast Poly QLD Professional
Race 3: VEOLIA RESOURCE RECOVERY Maiden Handicap - 2000m



14 September 2024 - 13:52

Track Rating: Synthetic, Weather: Fine, Rail Position: True

Section	Overall	1800m	1600m	1400m	1200m	1000m	800m	600m	400m	200m
Section Times	2:04.78 [2] (0:13.73)	1:51.05 [3] (0:11.58)	1:39.47 [4] (0:12.43)	1:27.04 [5] (0:12.81)	1:14.23 [4] (0:12.92)	1:01.31 [4] (0:12.34)	0:48.97 [4] (0:12.39)	0:36.58 [3] (0:12.04)	0:24.54 [2] (0:12.12)	0:12.42 [2] (0:12.42)
Average Speed [km/h]	52.0	62.6	57.8	55.6	55.6	58.4	58.9	60.9	60.2	57.9
Top Speed [km/h]	60.9	64.6	62.8	58.2	57.2	59.1	59.4	61.6	61.5	60.8
Avg. Dist. to Rail [m]	3.2	1.7	0.8	1.6	0.5	0.3	2.1	3.5	4.8	4.3
Avg. Stride Freq. [Hz]	2.2	2.2	2.1	2.0	2.0	2.1	2.1	2.2	2.2	2.2
Avg. Stride Length [m]	6.4	7.8	7.5	7.6	7.6	7.9	7.7	7.6	7.4	7.5



- [] Ranking at each section and finish
- .-.- No data available at this section
- NA No data available



Horse/Jockey Name	Autumn Song
Final Rank	3
Fastest Section Time (Section)	0:11.45 (1800m)
Top Speed [km/h] (Section)	65.3 (1800m)
Race State	Finished



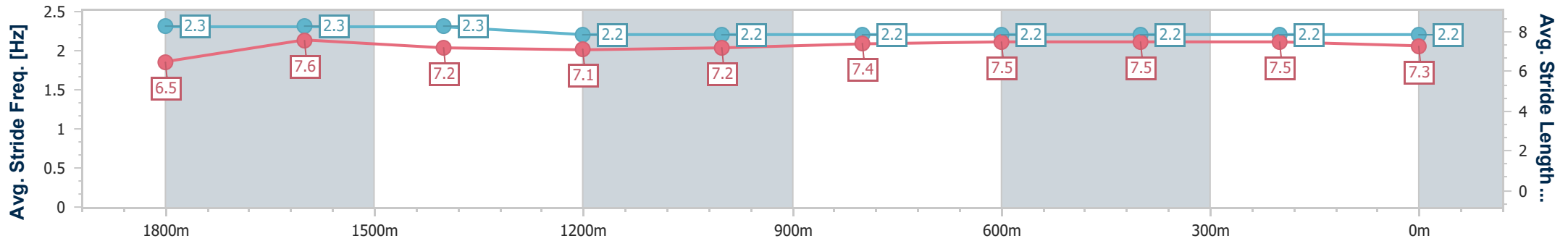
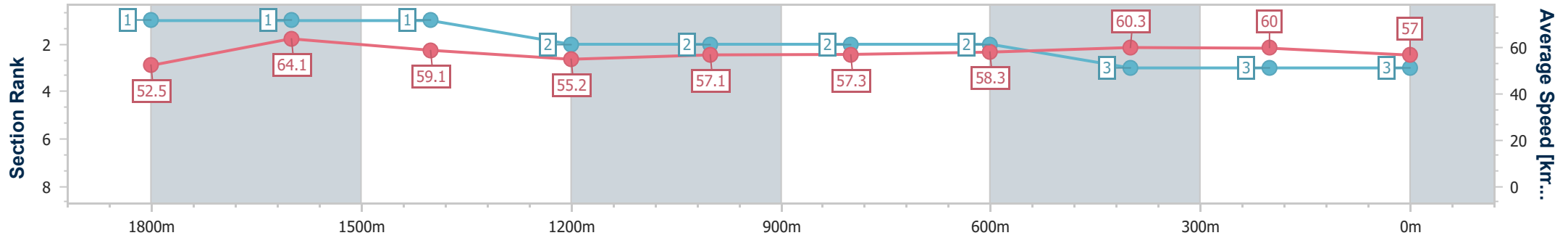
Aquis Park Gold Coast Poly QLD Professional
Race 3: VEOLIA RESOURCE RECOVERY Maiden Handicap - 2000m



14 September 2024 - 13:52

Track Rating: Synthetic, Weather: Fine, Rail Position: True

Section	Overall	1800m	1600m	1400m	1200m	1000m	800m	600m	400m	200m
Section Times	2:05.00 [3] (0:13.57)	1:51.43 [1] (0:11.45)	1:39.98 [1] (0:12.37)	1:27.61 [1] (0:13.07)	1:14.54 [2] (0:12.61)	1:01.93 [2] (0:12.55)	0:49.38 [2] (0:12.56)	0:36.82 [2] (0:12.10)	0:24.72 [3] (0:12.15)	0:12.57 [3] (0:12.57)
Average Speed [km/h]	52.5	64.1	59.1	55.2	57.1	57.3	58.3	60.3	60.0	57.0
Top Speed [km/h]	60.8	65.3	64.3	59.1	58.5	59.2	58.8	61.0	60.9	60.4
Avg. Dist. to Rail [m]	3.6	3.1	2.6	0.3	0.8	1.0	2.1	2.6	3.2	3.3
Avg. Stride Freq. [Hz]	2.3	2.3	2.3	2.2	2.2	2.2	2.2	2.2	2.2	2.2
Avg. Stride Length [m]	6.5	7.6	7.2	7.1	7.2	7.4	7.5	7.5	7.5	7.3



- [] Ranking at each section and finish
- .-.- No data available at this section
- NA No data available



Horse/Jockey Name	Honour Bright
Final Rank	4
Fastest Section Time (Section)	0:11.33 (1800m)
Top Speed [km/h] (Section)	65.6 (1800m)
Race State	Finished



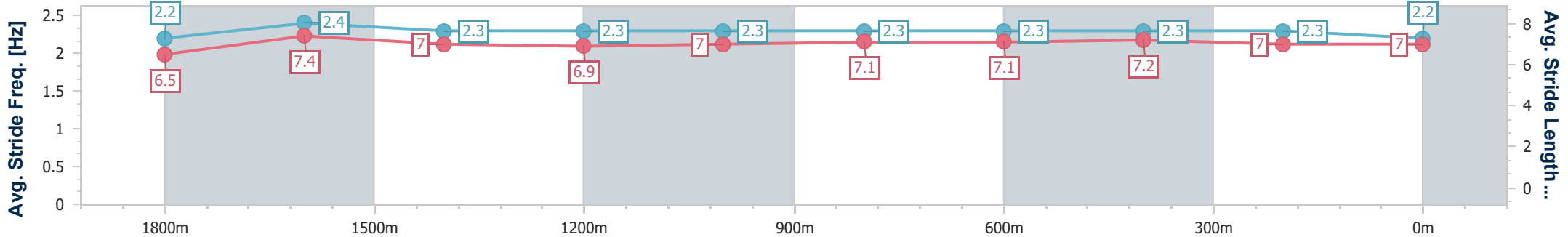
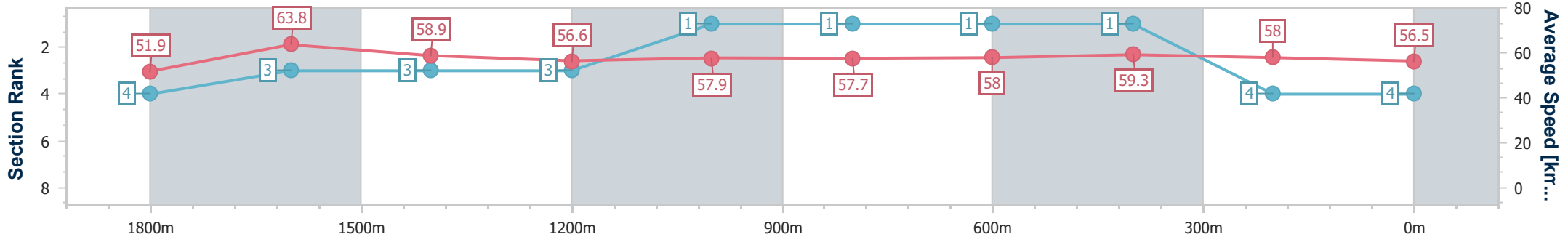
Aquis Park Gold Coast Poly QLD Professional
Race 3: VEOLIA RESOURCE RECOVERY Maiden Handicap - 2000m



14 September 2024 - 13:52

Track Rating: Synthetic, Weather: Fine, Rail Position: True

Section	Overall	1800m	1600m	1400m	1200m	1000m	800m	600m	400m	200m
Section Times	2:05.35 [4] (0:13.89)	1:51.46 [4] (0:11.33)	1:40.13 [3] (0:12.29)	1:27.84 [3] (0:13.01)	1:14.83 [3] (0:12.37)	1:02.46 [1] (0:12.58)	0:49.88 [1] (0:12.45)	0:37.43 [1] (0:12.21)	0:25.22 [1] (0:12.49)	0:12.73 [4] (0:12.73)
Average Speed [km/h]	51.9	63.8	58.9	56.6	57.9	57.7	58.0	59.3	58.0	56.5
Top Speed [km/h]	60.9	65.6	64.5	59.4	59.3	59.3	58.9	60.3	59.9	58.6
Avg. Dist. to Rail [m]	4.3	2.1	2.4	1.9	1.7	0.7	0.8	1.3	2.3	3.5
Avg. Stride Freq. [Hz]	2.2	2.4	2.3	2.3	2.3	2.3	2.3	2.3	2.3	2.2
Avg. Stride Length [m]	6.5	7.4	7.0	6.9	7.0	7.1	7.1	7.2	7.0	7.0



- [] Ranking at each section and finish
- .-.- No data available at this section
- NA No data available



Horse/Jockey Name	Lady Parvati
Final Rank	5
Fastest Section Time (Section)	0:11.36 (1800m)
Top Speed [km/h] (Section)	66.0 (1800m)
Race State	Finished



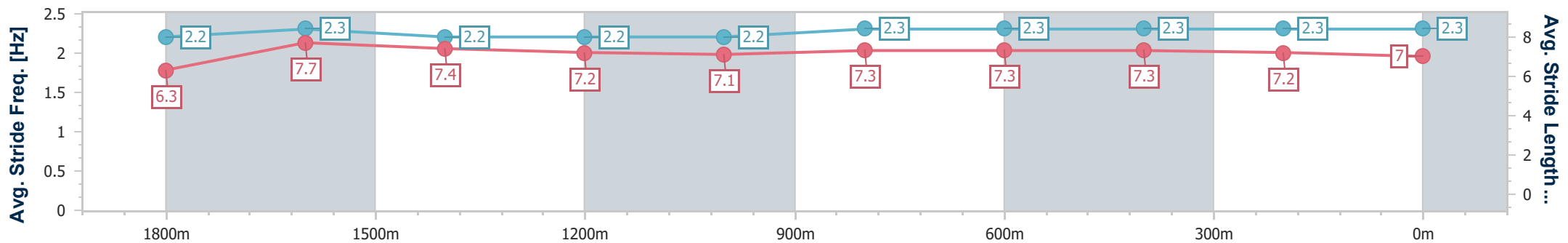
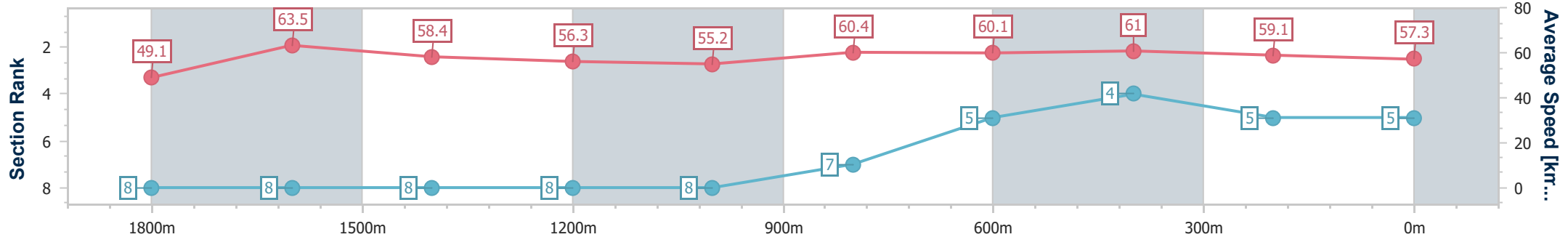
Aquis Park Gold Coast Poly QLD Professional
Race 3: VEOLIA RESOURCE RECOVERY Maiden Handicap - 2000m



14 September 2024 - 13:52

Track Rating: Synthetic, Weather: Fine, Rail Position: True

Section	Overall	1800m	1600m	1400m	1200m	1000m	800m	600m	400m	200m
Section Times	2:05.40 [5] (0:14.44)	1:50.96 [8] (0:11.36)	1:39.60 [8] (0:12.52)	1:27.08 [8] (0:12.92)	1:14.16 [8] (0:13.08)	1:01.08 [8] (0:11.88)	0:49.20 [7] (0:12.19)	0:37.01 [5] (0:12.09)	0:24.92 [4] (0:12.38)	0:12.54 [5] (0:12.54)
Average Speed [km/h]	49.1	63.5	58.4	56.3	55.2	60.4	60.1	61.0	59.1	57.3
Top Speed [km/h]	59.5	66.0	64.6	58.4	57.0	62.2	61.3	61.9	61.6	59.4
Avg. Dist. to Rail [m]	6.0	3.2	2.1	1.0	1.5	2.0	2.9	4.3	6.1	5.7
Avg. Stride Freq. [Hz]	2.2	2.3	2.2	2.2	2.2	2.3	2.3	2.3	2.3	2.3
Avg. Stride Length [m]	6.3	7.7	7.4	7.2	7.1	7.3	7.3	7.3	7.2	7.0



- [] Ranking at each section and finish
- .-.- No data available at this section
- NA No data available



Horse/Jockey Name	Not A Single Drink
Final Rank	6
Fastest Section Time (Section)	0:11.40 (1800m)
Top Speed [km/h] (Section)	65.5 (1800m)
Race State	Finished



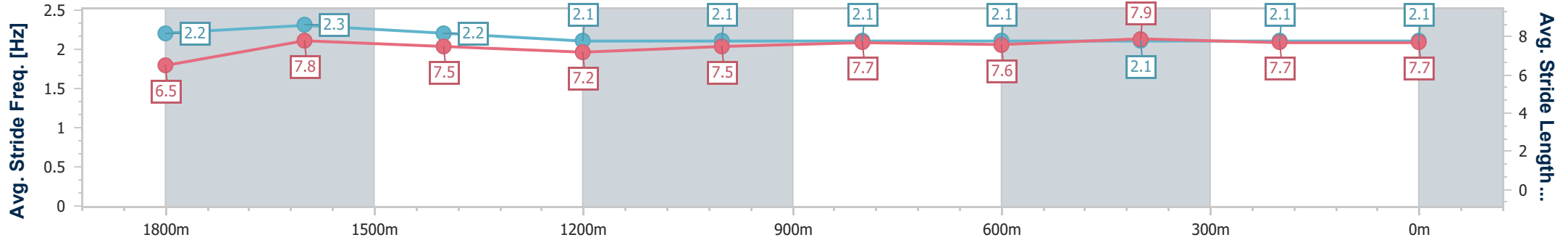
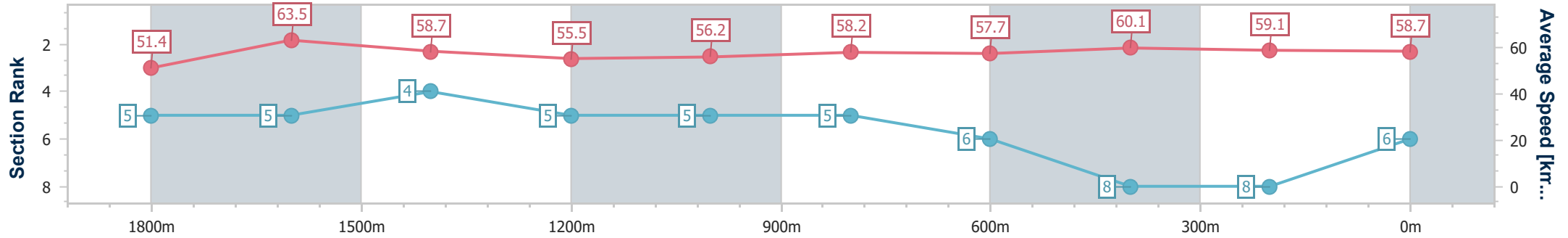
Aquis Park Gold Coast Poly QLD Professional
Race 3: VEOLIA RESOURCE RECOVERY Maiden Handicap - 2000m



14 September 2024 - 13:52

Track Rating: Synthetic, Weather: Fine, Rail Position: True

Section	Overall	1800m	1600m	1400m	1200m	1000m	800m	600m	400m	200m
Section Times	2:05.46 [6] (0:13.99)	1:51.47 [5] (0:11.40)	1:40.07 [5] (0:12.33)	1:27.74 [4] (0:12.94)	1:14.80 [5] (0:12.86)	1:01.94 [5] (0:12.38)	0:49.56 [5] (0:12.60)	0:36.96 [6] (0:12.36)	0:24.60 [8] (0:12.34)	0:12.26 [8] (0:12.26)
Average Speed [km/h]	51.4	63.5	58.7	55.5	56.2	58.2	57.7	60.1	59.1	58.7
Top Speed [km/h]	60.4	65.5	63.9	58.9	57.7	59.5	58.8	60.4	60.4	60.2
Avg. Dist. to Rail [m]	3.1	1.5	1.2	0.2	0.8	1.1	2.4	4.5	6.1	5.1
Avg. Stride Freq. [Hz]	2.2	2.3	2.2	2.1	2.1	2.1	2.1	2.1	2.1	2.1
Avg. Stride Length [m]	6.5	7.8	7.5	7.2	7.5	7.7	7.6	7.9	7.7	7.7



- [] Ranking at each section and finish
- .-.- No data available at this section
- NA No data available



Horse/Jockey Name	Midnight Seas
Final Rank	7
Fastest Section Time (Section)	0:11.34 (1800m)
Top Speed [km/h] (Section)	65.4 (1800m)
Race State	Finished



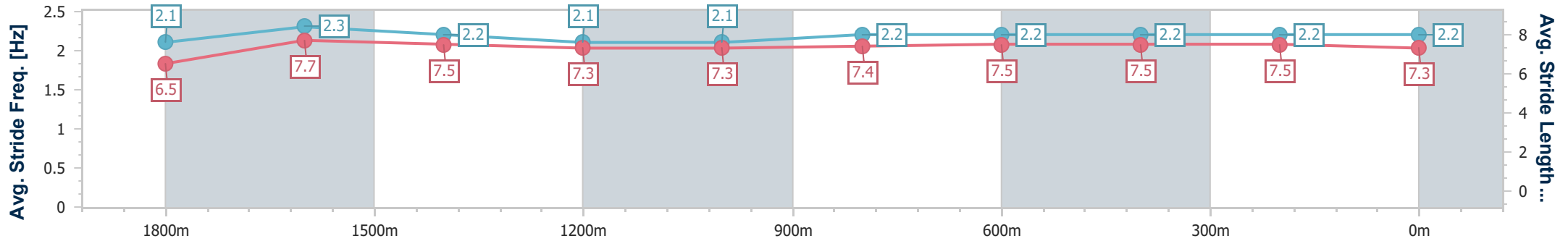
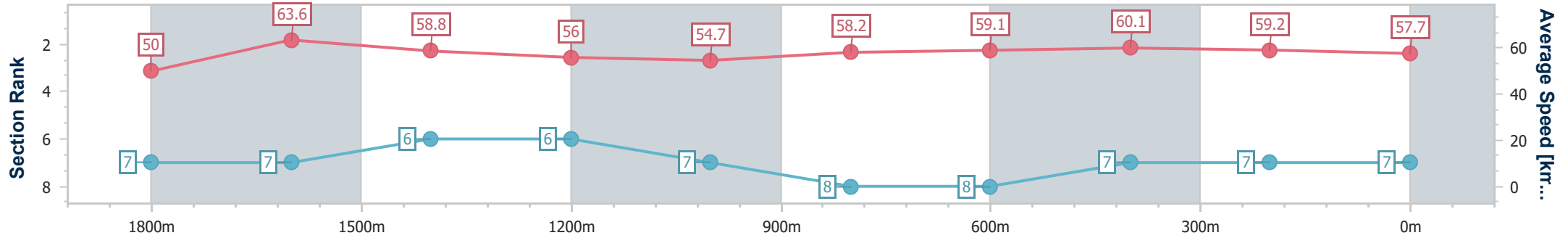
Aquis Park Gold Coast Poly QLD Professional
Race 3: VEOLIA RESOURCE RECOVERY Maiden Handicap - 2000m



14 September 2024 - 13:52

Track Rating: Synthetic, Weather: Fine, Rail Position: True

Section	Overall	1800m	1600m	1400m	1200m	1000m	800m	600m	400m	200m
Section Times	2:05.60 [7] (0:14.38)	1:51.22 [7] (0:11.34)	1:39.88 [7] (0:12.28)	1:27.60 [6] (0:12.88)	1:14.72 [6] (0:13.16)	1:01.56 [7] (0:12.39)	0:49.17 [8] (0:12.39)	0:36.78 [8] (0:12.00)	0:24.78 [7] (0:12.30)	0:12.48 [7] (0:12.48)
Average Speed [km/h]	50.0	63.6	58.8	56.0	54.7	58.2	59.1	60.1	59.2	57.7
Top Speed [km/h]	59.2	65.4	64.3	59.1	56.4	59.2	59.7	61.3	61.1	59.5
Avg. Dist. to Rail [m]	4.7	1.7	0.5	0.3	1.5	1.4	2.0	1.2	2.3	1.8
Avg. Stride Freq. [Hz]	2.1	2.3	2.2	2.1	2.1	2.2	2.2	2.2	2.2	2.2
Avg. Stride Length [m]	6.5	7.7	7.5	7.3	7.3	7.4	7.5	7.5	7.5	7.3



- [] Ranking at each section and finish
- .-.- No data available at this section
- NA No data available



Horse/Jockey Name	John's Road
Final Rank	8
Fastest Section Time (Section)	0:11.46 (1800m)
Top Speed [km/h] (Section)	64.6 (1800m)
Race State	Finished



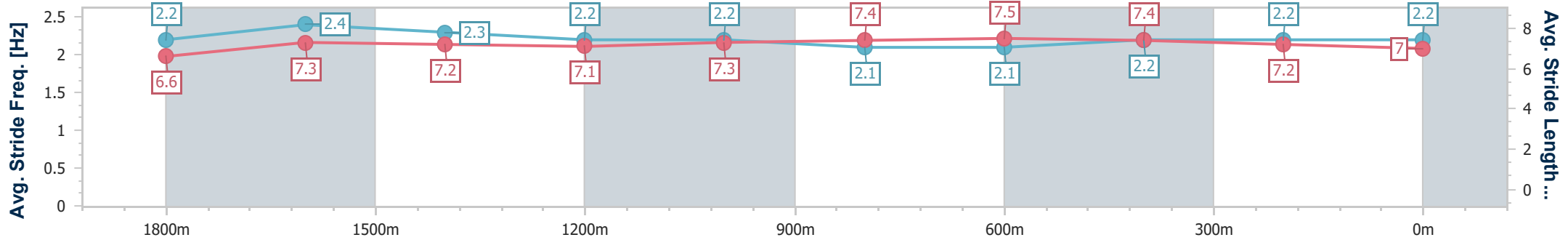
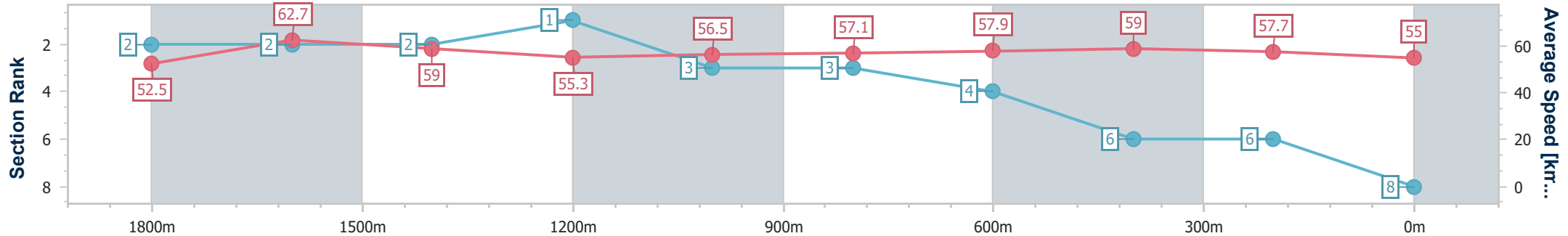
Aquis Park Gold Coast Poly QLD Professional
Race 3: VEOLIA RESOURCE RECOVERY Maiden Handicap - 2000m



14 September 2024 - 13:52

Track Rating: Synthetic, Weather: Fine, Rail Position: True

Section	Overall	1800m	1600m	1400m	1200m	1000m	800m	600m	400m	200m
Section Times	2:06.12 [8] (0:13.69)	1:52.43 [2] (0:11.46)	1:40.97 [2] (0:12.27)	1:28.70 [2] (0:12.96)	1:15.74 [1] (0:12.72)	1:03.02 [3] (0:12.60)	0:50.42 [3] (0:12.52)	0:37.90 [4] (0:12.30)	0:25.60 [6] (0:12.58)	0:13.02 [6] (0:13.02)
Average Speed [km/h]	52.5	62.7	59.0	55.3	56.5	57.1	57.9	59.0	57.7	55.0
Top Speed [km/h]	60.7	64.6	63.6	59.1	58.0	58.5	58.4	59.8	59.6	57.9
Avg. Dist. to Rail [m]	2.5	1.3	0.3	0.4	0.1	0.2	0.9	1.7	1.4	1.6
Avg. Stride Freq. [Hz]	2.2	2.4	2.3	2.2	2.2	2.1	2.1	2.2	2.2	2.2
Avg. Stride Length [m]	6.6	7.3	7.2	7.1	7.3	7.4	7.5	7.4	7.2	7.0



- [] Ranking at each section and finish
- .-.-.- No data available at this section
- NA No data available



Aquis Park Gold Coast Poly QLD Professional

Race 4: VEOLIA WATER SERVICES Maiden Handicap - 1050m



14 September 2024 - 14:33

Track Rating: Synthetic, Weather: Fine, Rail Position: True

Section		Field Times											Last 600m	
Overall		1000m	800m	600m	400m	200m						0:33.95		
1:00.68 (0:04.93)		0:55.75 (0:11.08)	0:44.67 (0:10.72)	0:33.95 (0:10.93)	0:23.02 (0:11.30)	0:11.72 (0:11.72)								
Rank	TAB	Horse/Jockey	Barrier	Top Speed [km/h]	Fastest Section								Margin	Distance Travelled [m]
1	4	EXPOSITION Jade Hampson	7	68.3 800m	0:05.15 Overall	1:00.68 [1] (0:05.15)	0:55.53 [8] (0:11.17)	0:44.36 [6] (0:10.87)	0:33.49 [8] (0:10.98)	0:22.51 [6] (0:11.10)	0:11.41 [3] (0:11.41)	1:00.68	0:33.49	
2	1	THROWIN SHADE Dan McGillivray	3	68.6 800m	0:05.08 Overall	1:00.71 [2] (0:05.08)	0:55.63 [5] (0:11.00)	0:44.63 [2] (0:10.65)	0:33.98 [1] (0:10.93)	0:23.05 [1] (0:11.30)	0:11.75 [1] (0:11.75)	0.2L	0:33.98	-10
3	7	ZELEZNY Michael Cahill	8	69.2 800m	0:04.95 Overall	1:01.07 [3] (0:04.95)	0:56.12 [2] (0:11.18)	0:44.94 [4] (0:10.89)	0:34.05 [3] (0:11.02)	0:23.03 [4] (0:11.27)	0:11.76 [5] (0:11.76)	2.2L	0:34.05	+2
4	11	FRAMED IT Madeleine Wishart	5	68.4 600m	0:05.04 Overall	1:01.25 [4] (0:05.04)	0:56.21 [4] (0:10.97)	0:45.24 [1] (0:10.81)	0:34.43 [2] (0:10.99)	0:23.44 [2] (0:11.29)	0:12.15 [2] (0:12.15)	3.2L	0:34.43	-6
5	5	PEARL IN HAY Adin Thompson	6	69.6 600m	0:04.93 Overall	1:01.29 [5] (0:04.93)	0:56.36 [1] (0:11.19)	0:45.17 [3] (0:10.92)	0:34.25 [4] (0:10.96)	0:23.29 [3] (0:11.27)	0:12.02 [4] (0:12.02)	3.4L	0:34.25	-3
6	2	BOOMING FAST Micheal Hellyer	4	67.4 600m	0:05.10 Overall	1:01.58 [6] (0:05.10)	0:56.48 [6] (0:11.24)	0:45.24 [7] (0:10.81)	0:34.43 [7] (0:11.05)	0:23.38 [7] (0:11.45)	0:11.93 [7] (0:11.93)	4.9L	0:34.43	-6
7	8	ZOUCIA Jai Williams	1	68.6 600m	0:05.13 Overall	1:01.77 [7] (0:05.13)	0:56.64 [7] (0:11.24)	0:45.40 [8] (0:10.74)	0:34.66 [5] (0:10.94)	0:23.72 [5] (0:11.56)	0:12.16 [6] (0:12.16)	5.9L	0:34.66	-13
8	3	PADAM PADAM Danny Peisley	10	68.5 800m	0:04.99 Overall	1:02.67 [8] (0:04.99)	0:57.68 [3] (0:11.18)	0:46.50 [5] (0:10.96)	0:35.54 [6] (0:11.34)	0:24.20 [8] (0:11.68)	0:12.52 [8] (0:12.52)	11.2L	0:35.54	+7

Scratched: Sidled (#9), Behind The Scenes (#10), Becallmah (#6)

[] Ranking at each section and finish
 -:-:- No data available at this section
 NA No data available

SCN Saddle cloth number
 DNF Did not finish
 DNT Did not track



Horse/Jockey Name	Exposition
Final Rank	1
Fastest Section Time (Section)	0:05.15 (Overall)
Top Speed [km/h] (Section)	68.3 (800m)
Race State	Finished



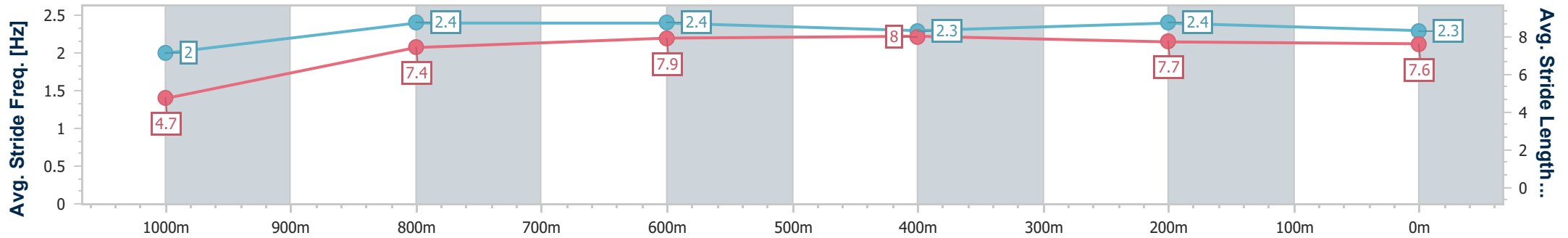
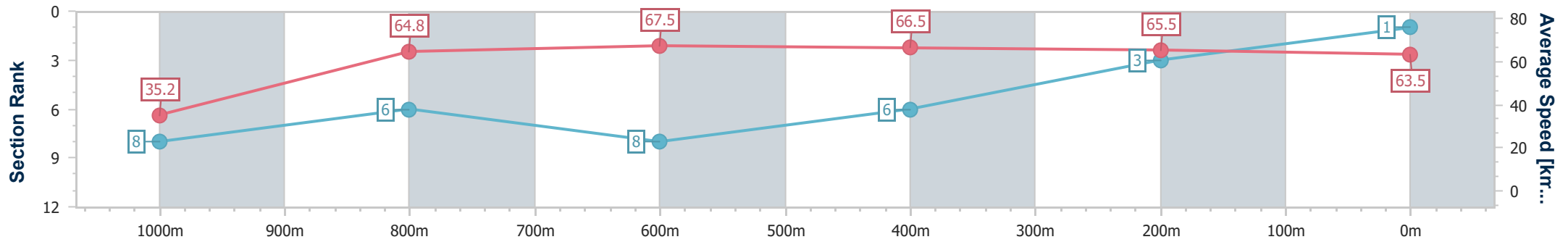
Aquis Park Gold Coast Poly QLD Professional
Race 4: VEOLIA WATER SERVICES Maiden Handicap - 1050m



14 September 2024 - 14:33

Track Rating: Synthetic, Weather: Fine, Rail Position: True

Section	Overall	1000m	800m	600m	400m	200m
Section Times	1:00.68 [1] (0:05.15)	0:55.53 [8] (0:11.17)	0:44.36 [6] (0:10.87)	0:33.49 [8] (0:10.98)	0:22.51 [6] (0:11.10)	0:11.41 [3] (0:11.41)
Average Speed [km/h]	35.2	64.8	67.5	66.5	65.5	63.5
Top Speed [km/h]	55.7	68.0	68.3	67.9	68.0	68.0
Avg. Dist. to Rail [m]	5.4	2.4	3.2	3.5	6.0	6.3
Avg. Stride Freq. [Hz]	2.0	2.4	2.4	2.3	2.4	2.3
Avg. Stride Length [m]	4.7	7.4	7.9	8.0	7.7	7.6



- [] Ranking at each section and finish
- .-.- No data available at this section
- NA No data available



Horse/Jockey Name	Throwin Shade
Final Rank	2
Fastest Section Time (Section)	0:05.08 (Overall)
Top Speed [km/h] (Section)	68.6 (800m)
Race State	Finished



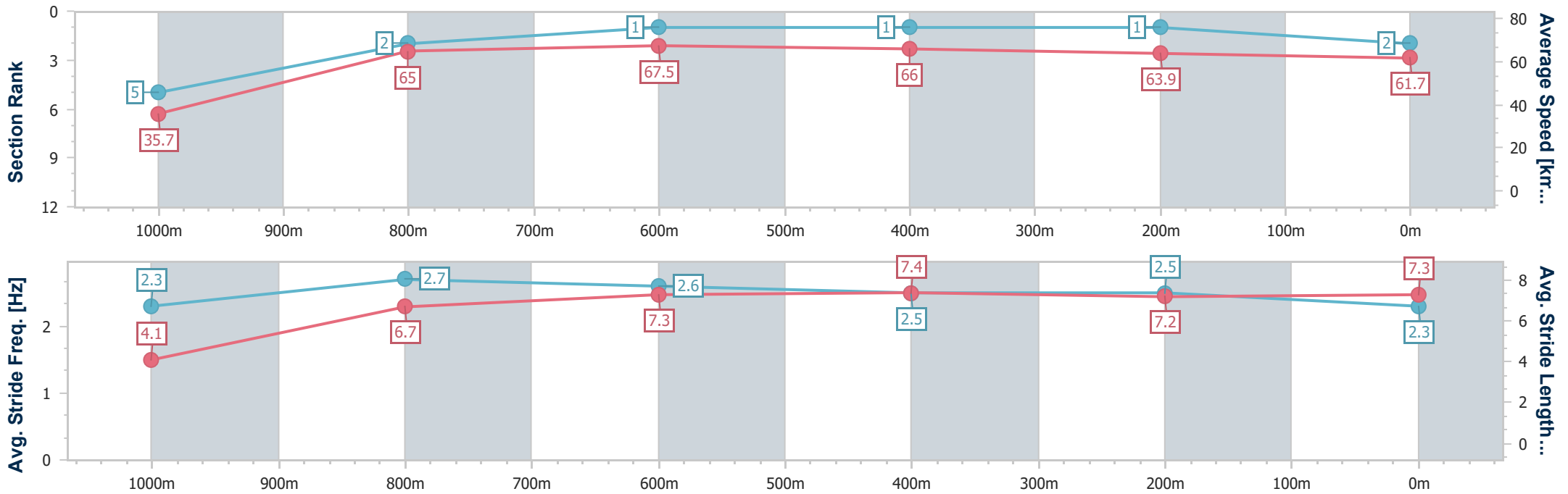
Aquis Park Gold Coast Poly QLD Professional
Race 4: VEOLIA WATER SERVICES Maiden Handicap - 1050m



14 September 2024 - 14:33

Track Rating: Synthetic, Weather: Fine, Rail Position: True

Section	Overall	1000m	800m	600m	400m	200m
Section Times	1:00.71 [2] (0:05.08)	0:55.63 [5] (0:11.00)	0:44.63 [2] (0:10.65)	0:33.98 [1] (0:10.93)	0:23.05 [1] (0:11.30)	0:11.75 [1] (0:11.75)
Average Speed [km/h]	35.7	65.0	67.5	66.0	63.9	61.7
Top Speed [km/h]	57.3	67.5	68.6	67.9	65.0	64.0
Avg. Dist. to Rail [m]	1.5	1.0	0.8	0.6	2.5	3.8
Avg. Stride Freq. [Hz]	2.3	2.7	2.6	2.5	2.5	2.3
Avg. Stride Length [m]	4.1	6.7	7.3	7.4	7.2	7.3



- [] Ranking at each section and finish
- .-.- No data available at this section
- NA No data available



Horse/Jockey Name	Zelezny
Final Rank	3
Fastest Section Time (Section)	0:04.95 (Overall)
Top Speed [km/h] (Section)	69.2 (800m)
Race State	Finished



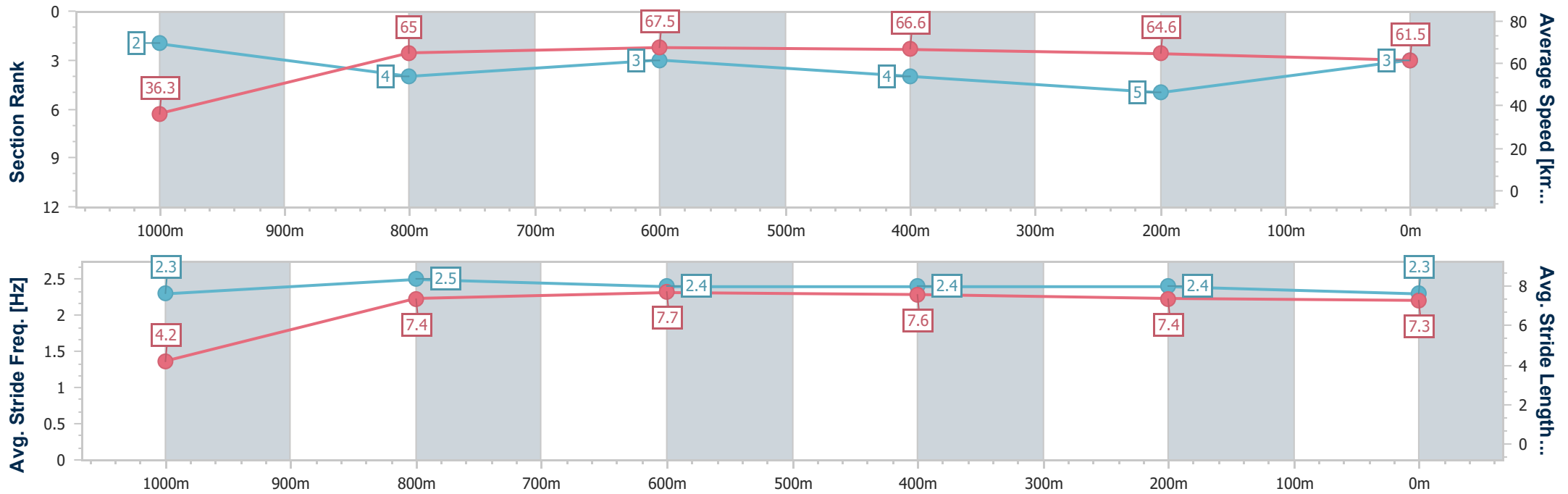
Aquis Park Gold Coast Poly QLD Professional
Race 4: VEOLIA WATER SERVICES Maiden Handicap - 1050m



14 September 2024 - 14:33

Track Rating: Synthetic, Weather: Fine, Rail Position: True

Section	Overall	1000m	800m	600m	400m	200m
Section Times	1:01.07 [3] (0:04.95)	0:56.12 [2] (0:11.18)	0:44.94 [4] (0:10.89)	0:34.05 [3] (0:11.02)	0:23.03 [4] (0:11.27)	0:11.76 [5] (0:11.76)
Average Speed [km/h]	36.3	65.0	67.5	66.6	64.6	61.5
Top Speed [km/h]	55.8	67.7	69.2	69.0	65.5	63.6
Avg. Dist. to Rail [m]	5.6	3.3	3.6	4.5	4.4	6.1
Avg. Stride Freq. [Hz]	2.3	2.5	2.4	2.4	2.4	2.3
Avg. Stride Length [m]	4.2	7.4	7.7	7.6	7.4	7.3



- [] Ranking at each section and finish
- .-.- No data available at this section
- NA No data available



Horse/Jockey Name	Framed It
Final Rank	4
Fastest Section Time (Section)	0:05.04 (Overall)
Top Speed [km/h] (Section)	68.4 (600m)
Race State	Finished



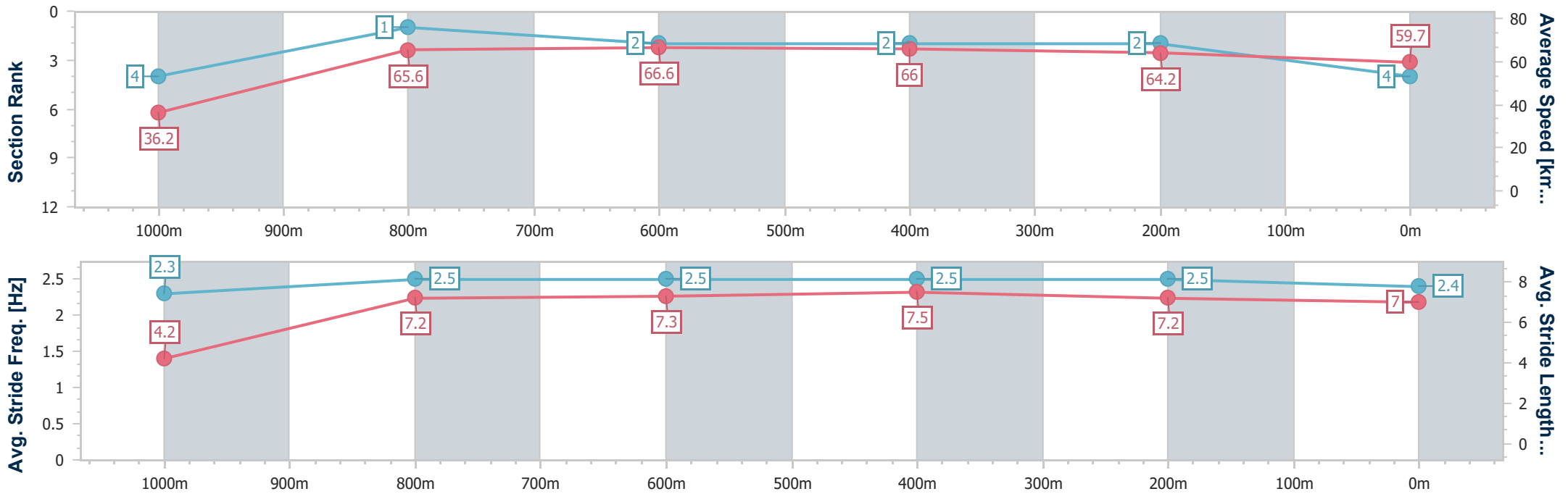
Aquis Park Gold Coast Poly QLD Professional
 Race 4: VEOLIA WATER SERVICES Maiden Handicap - 1050m



14 September 2024 - 14:33

Track Rating: Synthetic, Weather: Fine, Rail Position: True

Section	Overall	1000m	800m	600m	400m	200m
Section Times	1:01.25 [4] (0:05.04)	0:56.21 [4] (0:10.97)	0:45.24 [1] (0:10.81)	0:34.43 [2] (0:10.99)	0:23.44 [2] (0:11.29)	0:12.15 [2] (0:12.15)
Average Speed [km/h]	36.2	65.6	66.6	66.0	64.2	59.7
Top Speed [km/h]	57.9	67.5	68.4	68.4	65.1	62.8
Avg. Dist. to Rail [m]	3.1	1.1	0.4	1.2	4.0	5.3
Avg. Stride Freq. [Hz]	2.3	2.5	2.5	2.5	2.5	2.4
Avg. Stride Length [m]	4.2	7.2	7.3	7.5	7.2	7.0



- [] Ranking at each section and finish
- .-.- No data available at this section
- NA No data available



Horse/Jockey Name	Pearl In Hay
Final Rank	5
Fastest Section Time (Section)	0:04.93 (Overall)
Top Speed [km/h] (Section)	69.6 (600m)
Race State	Finished



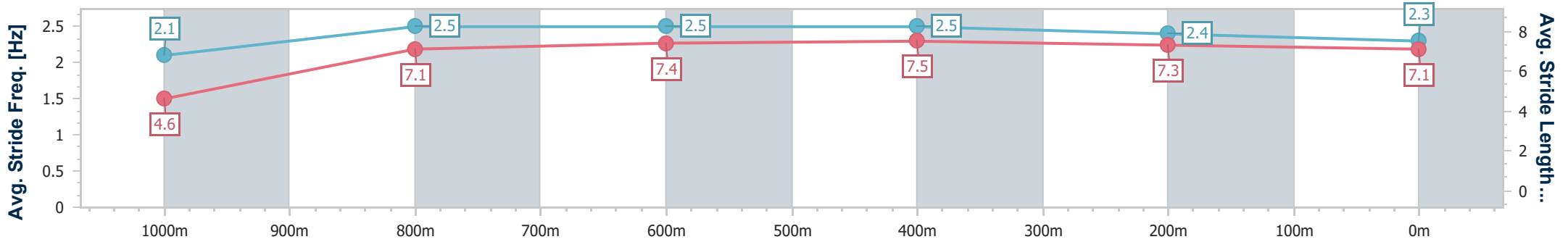
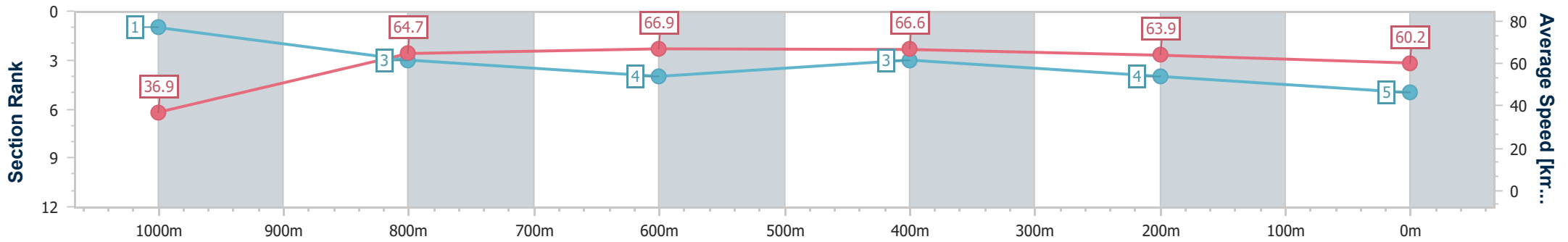
Aquis Park Gold Coast Poly QLD Professional
Race 4: VEOLIA WATER SERVICES Maiden Handicap - 1050m



14 September 2024 - 14:33

Track Rating: Synthetic, Weather: Fine, Rail Position: True

Section	Overall	1000m	800m	600m	400m	200m
Section Times	1:01.29 [5] (0:04.93)	0:56.36 [1] (0:11.19)	0:45.17 [3] (0:10.92)	0:34.25 [4] (0:10.96)	0:23.29 [3] (0:11.27)	0:12.02 [4]
Average Speed [km/h]	36.9	64.7	66.9	66.6	63.9	60.2
Top Speed [km/h]	56.5	67.3	68.8	69.6	65.9	62.6
Avg. Dist. to Rail [m]	4.9	2.8	3.0	2.6	2.9	2.8
Avg. Stride Freq. [Hz]	2.1	2.5	2.5	2.5	2.4	2.3
Avg. Stride Length [m]	4.6	7.1	7.4	7.5	7.3	7.1



- [] Ranking at each section and finish
- .-.- No data available at this section
- NA No data available



Horse/Jockey Name	Booming Fast
Final Rank	6
Fastest Section Time (Section)	0:05.10 (Overall)
Top Speed [km/h] (Section)	67.4 (600m)
Race State	Finished



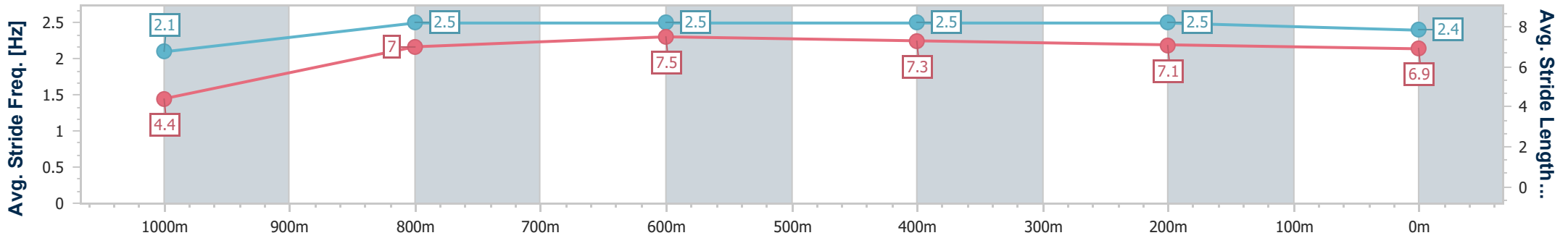
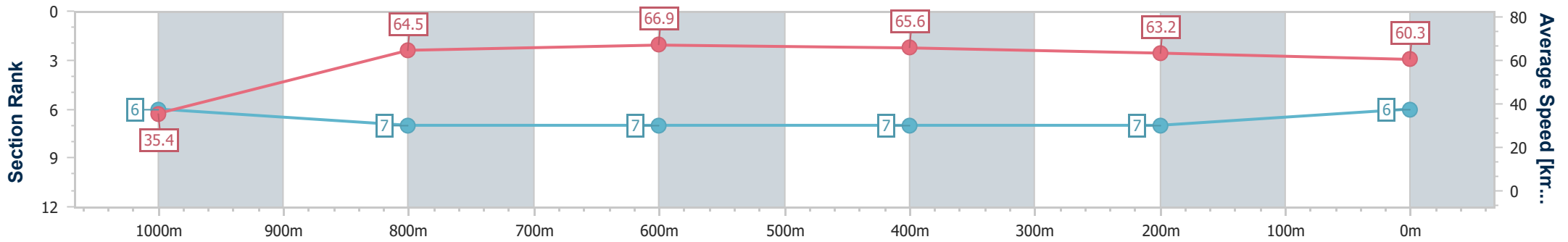
Aquis Park Gold Coast Poly QLD Professional
Race 4: VEOLIA WATER SERVICES Maiden Handicap - 1050m



14 September 2024 - 14:33

Track Rating: Synthetic, Weather: Fine, Rail Position: True

Section	Overall	1000m	800m	600m	400m	200m
Section Times	1:01.58 [6] (0:05.10)	0:56.48 [6] (0:11.24)	0:45.24 [7] (0:10.81)	0:34.43 [7] (0:11.05)	0:23.38 [7] (0:11.45)	0:11.93 [7]
Average Speed [km/h]	35.4	64.5	66.9	65.6	63.2	60.3
Top Speed [km/h]	54.7	67.1	67.3	67.4	65.2	63.4
Avg. Dist. to Rail [m]	3.6	2.1	0.5	1.3	2.7	4.5
Avg. Stride Freq. [Hz]	2.1	2.5	2.5	2.5	2.5	2.4
Avg. Stride Length [m]	4.4	7.0	7.5	7.3	7.1	6.9



- [] Ranking at each section and finish
- .-.- No data available at this section
- NA No data available



Horse/Jockey Name	Zoucia
Final Rank	7
Fastest Section Time (Section)	0:05.13 (Overall)
Top Speed [km/h] (Section)	68.6 (600m)
Race State	Finished



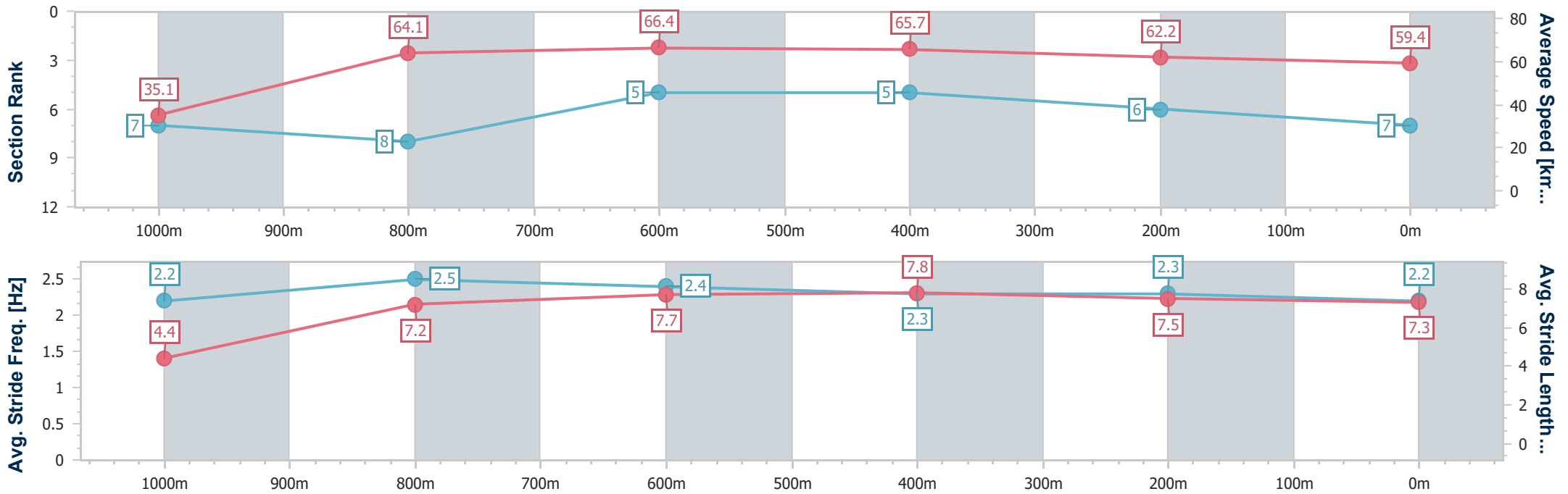
Aquis Park Gold Coast Poly QLD Professional
Race 4: VEOLIA WATER SERVICES Maiden Handicap - 1050m



14 September 2024 - 14:33

Track Rating: Synthetic, Weather: Fine, Rail Position: True

Section	Overall	1000m	800m	600m	400m	200m
Section Times	1:01.77 [7] (0:05.13)	0:56.64 [7] (0:11.24)	0:45.40 [8] (0:10.74)	0:34.66 [5] (0:10.94)	0:23.72 [5] (0:11.56)	0:12.16 [6]
Average Speed [km/h]	35.1	64.1	66.4	65.7	62.2	59.4
Top Speed [km/h]	54.7	67.4	67.8	68.6	63.2	61.2
Avg. Dist. to Rail [m]	1.0	0.8	0.9	0.2	0.5	0.3
Avg. Stride Freq. [Hz]	2.2	2.5	2.4	2.3	2.3	2.2
Avg. Stride Length [m]	4.4	7.2	7.7	7.8	7.5	7.3



- [] Ranking at each section and finish
- .-.- No data available at this section
- NA No data available



Horse/Jockey Name	Padam Padam
Final Rank	8
Fastest Section Time (Section)	0:04.99 (Overall)
Top Speed [km/h] (Section)	68.5 (800m)
Race State	Finished



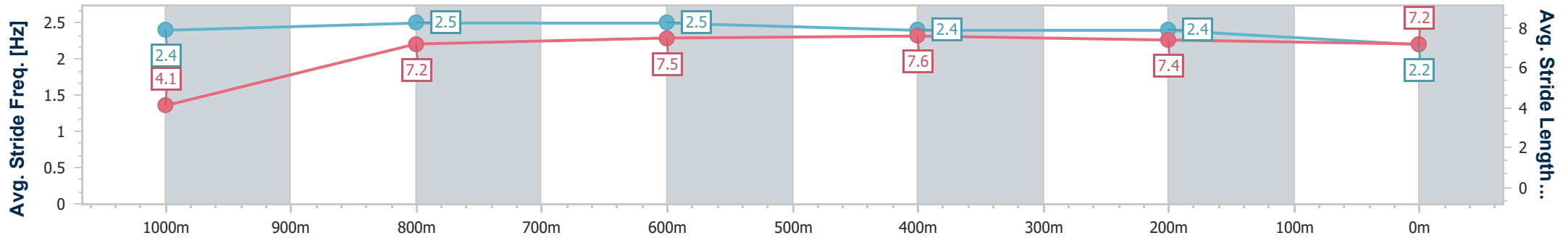
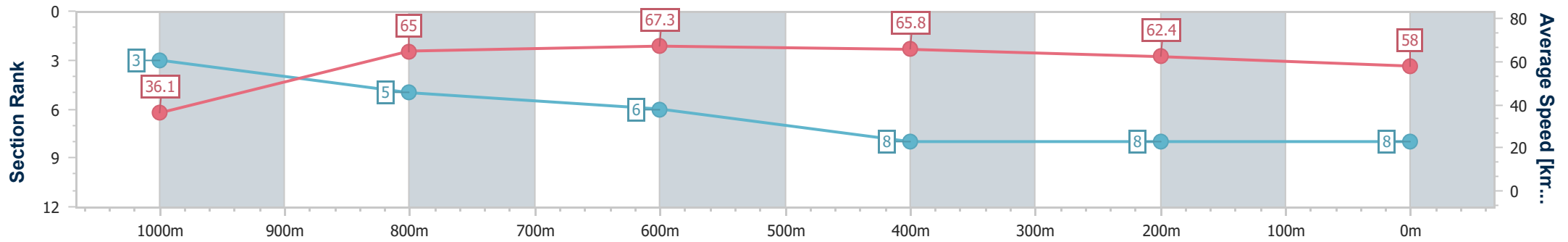
Aquis Park Gold Coast Poly QLD Professional
Race 4: VEOLIA WATER SERVICES Maiden Handicap - 1050m



14 September 2024 - 14:33

Track Rating: Synthetic, Weather: Fine, Rail Position: True

Section	Overall	1000m	800m	600m	400m	200m
Section Times	1:02.67 [8] (0:04.99)	0:57.68 [3] (0:11.18)	0:46.50 [5] (0:10.96)	0:35.54 [6] (0:11.34)	0:24.20 [8] (0:11.68)	0:12.52 [8]
Average Speed [km/h]	36.1	65.0	67.3	65.8	62.4	58.0
Top Speed [km/h]	56.8	67.4	68.5	68.2	64.3	60.8
Avg. Dist. to Rail [m]	7.2	4.7	4.6	6.7	7.6	9.1
Avg. Stride Freq. [Hz]	2.4	2.5	2.5	2.4	2.4	2.2
Avg. Stride Length [m]	4.1	7.2	7.5	7.6	7.4	7.2



- [] Ranking at each section and finish
- .-.- No data available at this section
- NA No data available



Aquis Park Gold Coast Poly QLD Professional

Race 5: VEOLIA ENERGY SERVICES BENCHMARK 62 Handicap - 1050m

14 September 2024 - 15:07



Track Rating: Synthetic, Weather: Fine, Rail Position: True

Section		Overall	1000m	800m	600m	400m	200m	Last 600m					
Field Times		1:00.89 (0:04.78)	0:56.11 (0:10.91)	0:45.20 (0:10.68)	0:34.52 (0:10.93)	0:23.59 (0:11.54)	0:12.05 (0:12.05)	0:34.52					
Rank	TAB Horse/Jockey	Barrier	Top Speed [km/h]	Fastest Section	Margin								Distance Travelled [m]
1	7 KING KRYPTOS Michael Murphy	5	69.8 800m	0:04.93 Overall	1:00.89 [1] (0:04.93)	0:55.96 [6] (0:11.10)	0:44.86 [6] (0:10.61)	0:34.25 [4] (0:10.92)	0:23.33 [3] (0:11.50)	0:11.83 [3] (0:11.83)	1:00.89	0:34.25	
2	1 I AM VOODOO Corey Sutherland	4	70.7 800m	0:04.78 Overall	1:00.92 [2] (0:04.78)	0:56.14 [1] (0:11.00)	0:45.14 [2] (0:10.69)	0:34.45 [3] (0:10.95)	0:23.50 [2] (0:11.42)	0:12.08 [1] (0:12.08)	0.2L	0:34.45	+6
3	4 GHOST HUNTER Michael Cahill	3	70.0 1000m	0:04.92 Overall	1:01.09 [3] (0:04.92)	0:56.17 [5] (0:10.93)	0:45.24 [4] (0:10.81)	0:34.43 [5] (0:11.02)	0:23.41 [5] (0:11.42)	0:11.99 [4] (0:11.99)	1.2L	0:34.43	+6
4	6 BETTER THAN BOOZE Adin Thompson	1	67.8 600m	0:04.89 Overall	1:01.31 [4] (0:04.89)	0:56.42 [3] (0:11.27)	0:45.15 [7] (0:11.07)	0:34.08 [7] (0:11.12)	0:22.96 [7] (0:11.33)	0:11.63 [7] (0:11.63)	2.5L	0:34.08	+0
5	2 COSMIC SERENADE Jai Williams	2	69.0 1000m	0:04.86 Overall	1:01.38 [5] (0:04.86)	0:56.52 [2] (0:10.83)	0:45.69 [1] (0:10.68)	0:35.01 [1] (0:10.93)	0:24.08 [1] (0:11.63)	0:12.45 [2] (0:12.45)	2.8L	0:35.01	-1
6	3 UCHI Dylan Bennett	7	69.8 800m	0:05.06 Overall	1:01.63 [6] (0:05.06)	0:56.57 [7] (0:10.77)	0:45.80 [3] (0:10.64)	0:35.16 [2] (0:11.13)	0:24.03 [4] (0:11.72)	0:12.31 [5] (0:12.31)	4.1L	0:35.16	+6
7	8 SAY WHEN SUTTY Madeleine Wishart	6	69.9 800m	0:04.91 Overall	1:01.84 [7] (0:04.91)	0:56.93 [4] (0:11.11)	0:45.82 [5] (0:10.78)	0:35.04 [6] (0:10.98)	0:24.06 [6] (0:11.68)	0:12.38 [6] (0:12.38)	5.1L	0:35.04	+6

Scratched: Platinum Lies (#5), Albion Square (#9)

[] Ranking at each section and finish
 -:-:- No data available at this section
 NA No data available

SCN Saddle cloth number
 DNF Did not finish
 DNT Did not track



Horse/Jockey Name	King Kryptos
Final Rank	1
Fastest Section Time (Section)	0:04.93 (Overall)
Top Speed [km/h] (Section)	69.8 (800m)
Race State	Finished



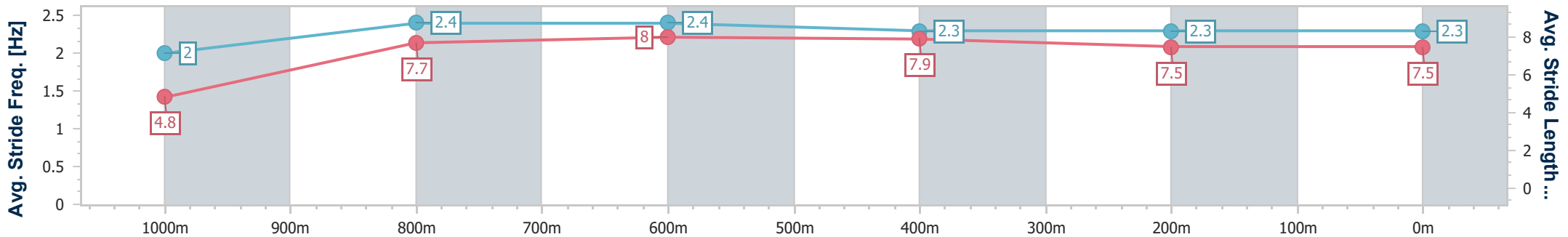
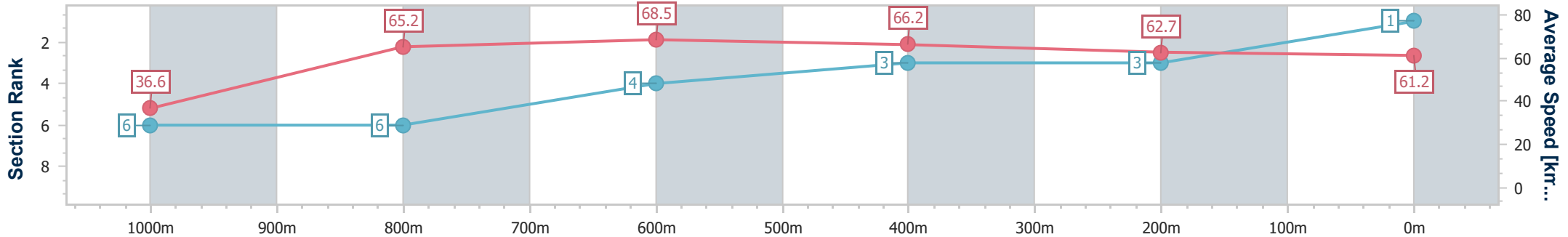
Aquis Park Gold Coast Poly QLD Professional
Race 5: VEOLIA ENERGY SERVICES BENCHMARK 62
Handicap - 1050m



14 September 2024 - 15:07

Track Rating: Synthetic, Weather: Fine, Rail Position: True

Section	Overall	1000m	800m	600m	400m	200m
Section Times	1:00.89 [1] (0:04.93)	0:55.96 [6] (0:11.10)	0:44.86 [6] (0:10.61)	0:34.25 [4] (0:10.92)	0:23.33 [3] (0:11.50)	0:11.83 [3] (0:11.83)
Average Speed [km/h]	36.6	65.2	68.5	66.2	62.7	61.2
Top Speed [km/h]	56.7	69.2	69.8	67.6	63.8	62.9
Avg. Dist. to Rail [m]	4.7	2.5	1.9	0.6	1.0	1.9
Avg. Stride Freq. [Hz]	2.0	2.4	2.4	2.3	2.3	2.3
Avg. Stride Length [m]	4.8	7.7	8.0	7.9	7.5	7.5



- [] Ranking at each section and finish
- .-.- No data available at this section
- NA No data available



Horse/Jockey Name	I Am Voodoo
Final Rank	2
Fastest Section Time (Section)	0:04.78 (Overall)
Top Speed [km/h] (Section)	70.7 (800m)
Race State	Finished



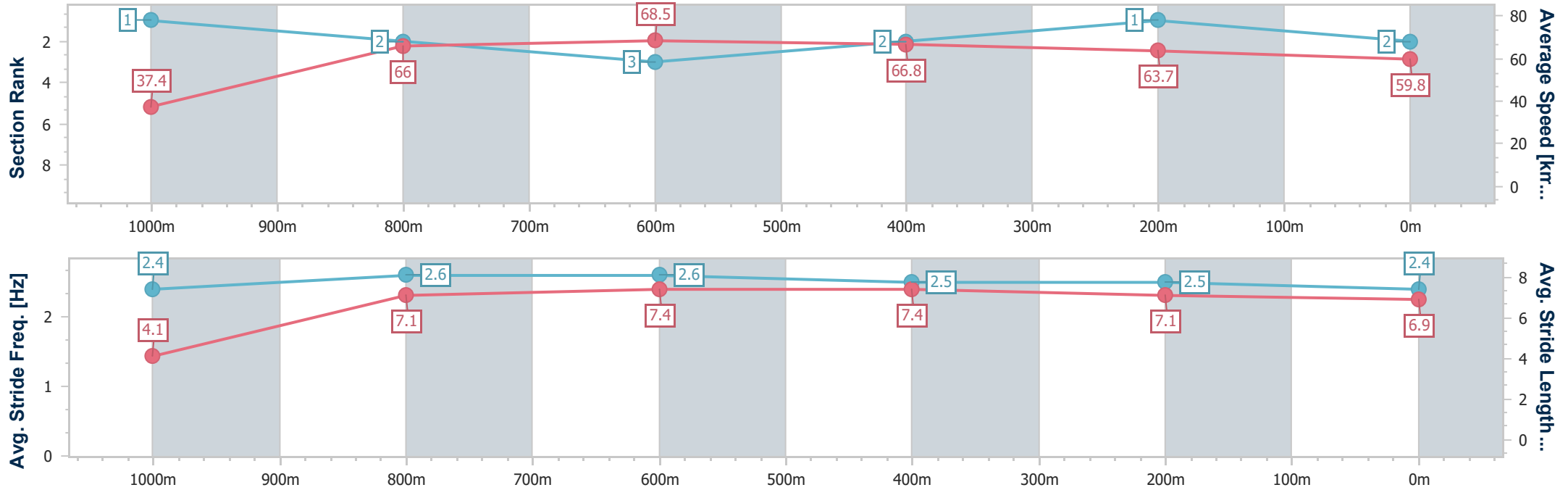
Aquis Park Gold Coast Poly QLD Professional
Race 5: VEOLIA ENERGY SERVICES BENCHMARK 62
Handicap - 1050m



14 September 2024 - 15:07

Track Rating: Synthetic, Weather: Fine, Rail Position: True

Section	Overall	1000m	800m	600m	400m	200m
Section Times	1:00.92 [2] (0:04.78)	0:56.14 [1] (0:11.00)	0:45.14 [2] (0:10.69)	0:34.45 [3] (0:10.95)	0:23.50 [2] (0:11.42)	0:12.08 [1] (0:12.08)
Average Speed [km/h]	37.4	66.0	68.5	66.8	63.7	59.8
Top Speed [km/h]	57.3	68.9	70.7	68.5	64.9	63.5
Avg. Dist. to Rail [m]	4.8	3.3	2.8	3.0	4.5	5.1
Avg. Stride Freq. [Hz]	2.4	2.6	2.6	2.5	2.5	2.4
Avg. Stride Length [m]	4.1	7.1	7.4	7.4	7.1	6.9



- [] Ranking at each section and finish
- .-.- No data available at this section
- NA No data available



Horse/Jockey Name	Ghost Hunter
Final Rank	3
Fastest Section Time (Section)	0:04.92 (Overall)
Top Speed [km/h] (Section)	70.0 (1000m)
Race State	Finished



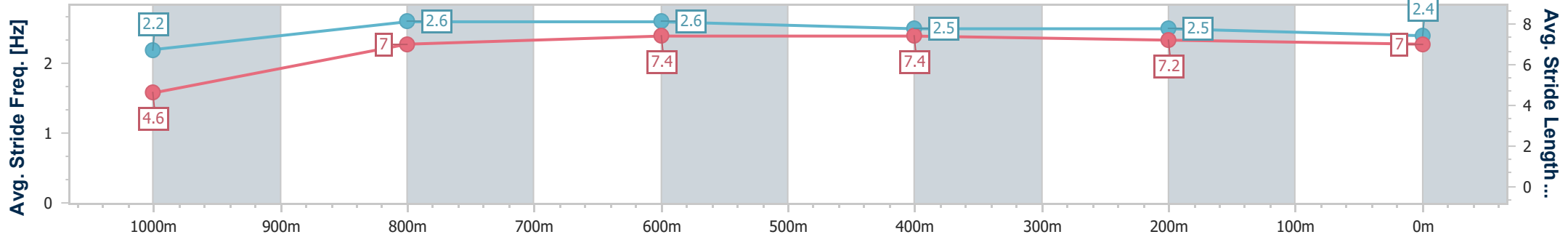
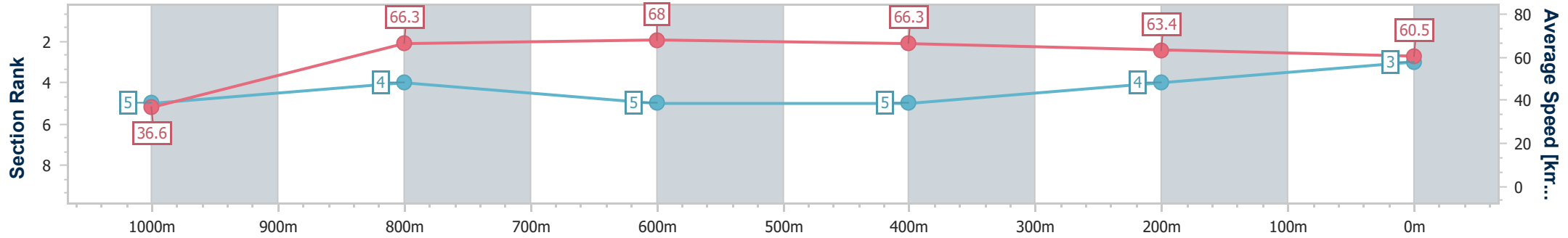
Aquis Park Gold Coast Poly QLD Professional
Race 5: VEOLIA ENERGY SERVICES BENCHMARK 62
Handicap - 1050m



14 September 2024 - 15:07

Track Rating: Synthetic, Weather: Fine, Rail Position: True

Section	Overall	1000m	800m	600m	400m	200m
Section Times	1:01.09 [3] (0:04.92)	0:56.17 [5] (0:10.93)	0:45.24 [4] (0:10.81)	0:34.43 [5] (0:11.02)	0:23.41 [5] (0:11.42)	0:11.99 [4]
Average Speed [km/h]	36.6	66.3	68.0	66.3	63.4	60.5
Top Speed [km/h]	57.0	70.0	69.8	69.3	64.9	62.2
Avg. Dist. to Rail [m]	3.5	2.7	3.8	2.4	3.3	4.5
Avg. Stride Freq. [Hz]	2.2	2.6	2.6	2.5	2.5	2.4
Avg. Stride Length [m]	4.6	7.0	7.4	7.4	7.2	7.0



- [] Ranking at each section and finish
- .-.- No data available at this section
- NA No data available



Horse/Jockey Name	Better Than Booze
Final Rank	4
Fastest Section Time (Section)	0:04.89 (Overall)
Top Speed [km/h] (Section)	67.8 (600m)
Race State	Finished



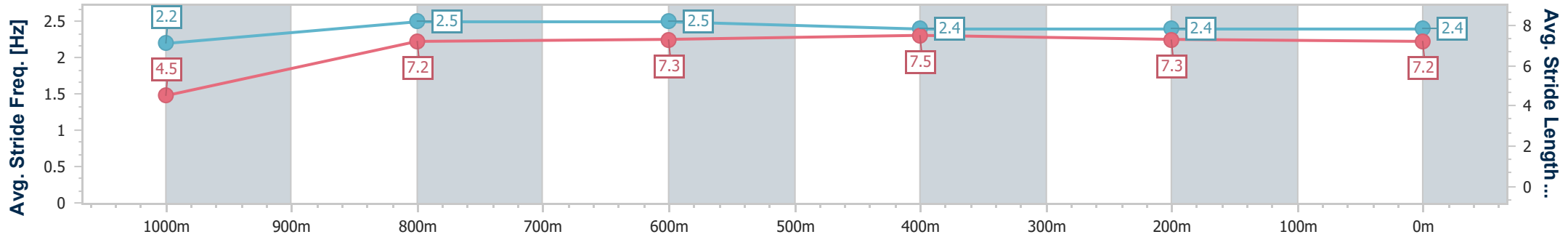
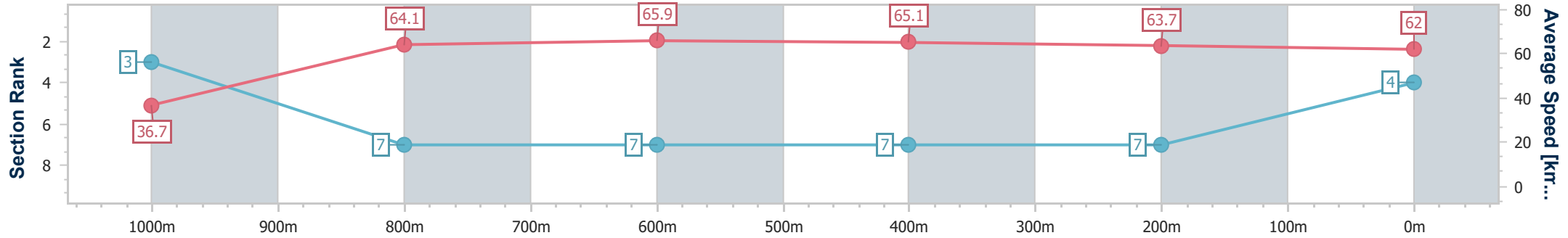
Aquis Park Gold Coast Poly QLD Professional
Race 5: VEOLIA ENERGY SERVICES BENCHMARK 62
Handicap - 1050m



14 September 2024 - 15:07

Track Rating: Synthetic, Weather: Fine, Rail Position: True

Section	Overall	1000m	800m	600m	400m	200m
Section Times	1:01.31 [4] (0:04.89)	0:56.42 [3] (0:11.27)	0:45.15 [7] (0:11.07)	0:34.08 [7] (0:11.12)	0:22.96 [7] (0:11.33)	0:11.63 [7] (0:11.63)
Average Speed [km/h]	36.7	64.1	65.9	65.1	63.7	62.0
Top Speed [km/h]	54.8	66.9	67.5	67.8	64.7	63.9
Avg. Dist. to Rail [m]	0.7	0.4	2.6	1.5	2.4	5.3
Avg. Stride Freq. [Hz]	2.2	2.5	2.5	2.4	2.4	2.4
Avg. Stride Length [m]	4.5	7.2	7.3	7.5	7.3	7.2



- [] Ranking at each section and finish
- .-.- No data available at this section
- NA No data available



Horse/Jockey Name	Cosmic Serenade
Final Rank	5
Fastest Section Time (Section)	0:04.86 (Overall)
Top Speed [km/h] (Section)	69.0 (1000m)
Race State	Finished



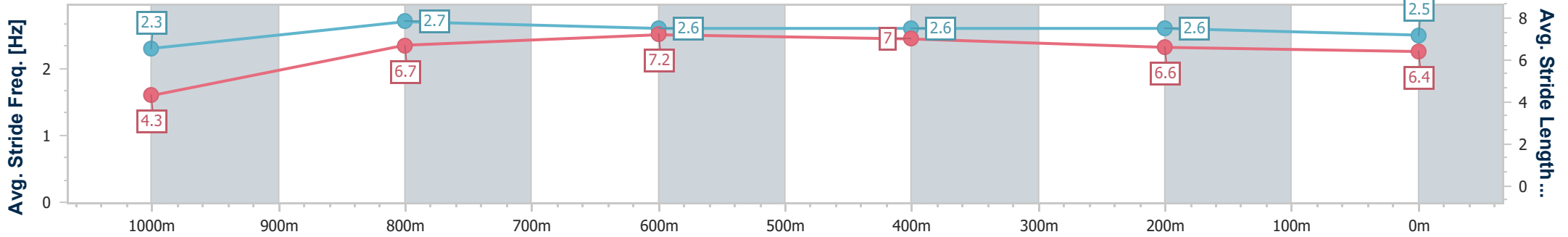
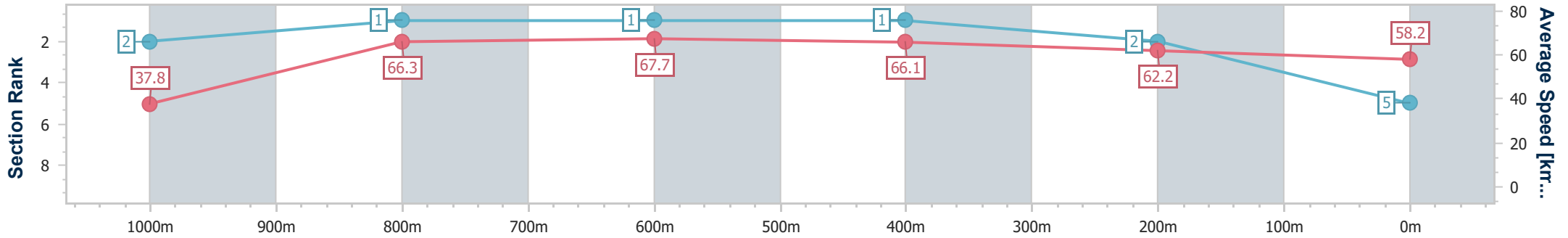
Aquis Park Gold Coast Poly QLD Professional
Race 5: VEOLIA ENERGY SERVICES BENCHMARK 62
Handicap - 1050m



14 September 2024 - 15:07

Track Rating: Synthetic, Weather: Fine, Rail Position: True

Section	Overall	1000m	800m	600m	400m	200m
Section Times	1:01.38 [5] (0:04.86)	0:56.52 [2] (0:10.83)	0:45.69 [1] (0:10.68)	0:35.01 [1] (0:10.93)	0:24.08 [1] (0:11.63)	0:12.45 [2] (0:12.45)
Average Speed [km/h]	37.8	66.3	67.7	66.1	62.2	58.2
Top Speed [km/h]	57.2	69.0	68.7	67.6	64.2	60.6
Avg. Dist. to Rail [m]	1.4	0.4	0.8	1.0	2.0	3.8
Avg. Stride Freq. [Hz]	2.3	2.7	2.6	2.6	2.6	2.5
Avg. Stride Length [m]	4.3	6.7	7.2	7.0	6.6	6.4



- [] Ranking at each section and finish
- .-.- No data available at this section
- NA No data available



Horse/Jockey Name	Uchi
Final Rank	6
Fastest Section Time (Section)	0:05.06 (Overall)
Top Speed [km/h] (Section)	69.8 (800m)
Race State	Finished



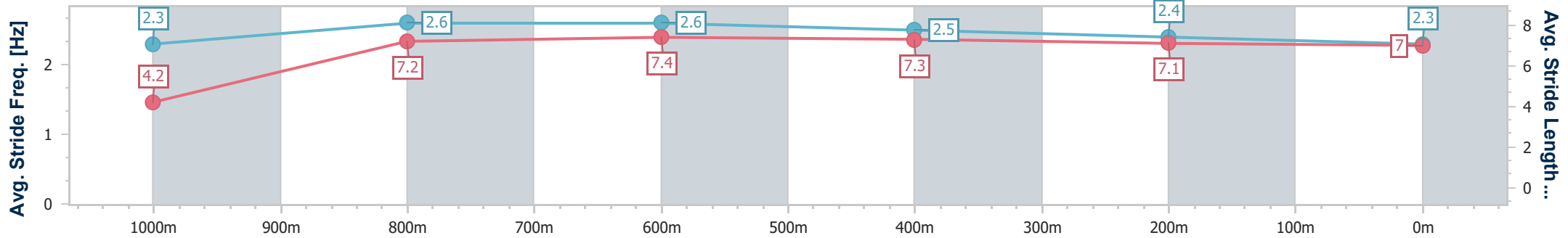
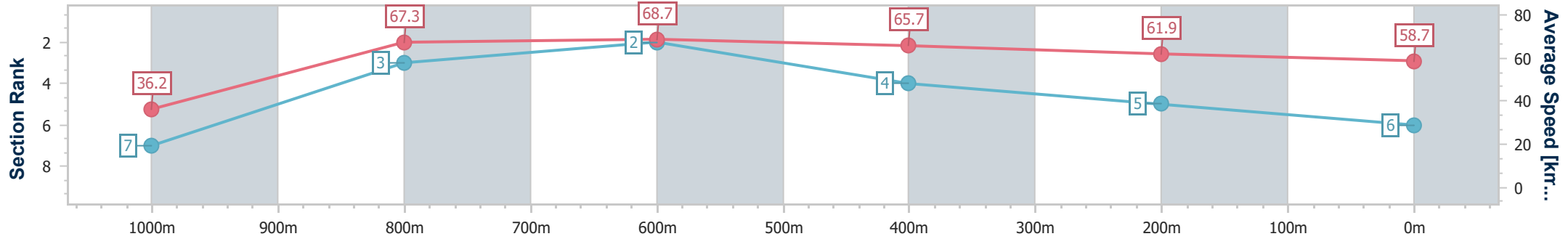
Aquis Park Gold Coast Poly QLD Professional
Race 5: VEOLIA ENERGY SERVICES BENCHMARK 62
Handicap - 1050m



14 September 2024 - 15:07

Track Rating: Synthetic, Weather: Fine, Rail Position: True

Section	Overall	1000m	800m	600m	400m	200m
Section Times	1:01.63 [6] (0:05.06)	0:56.57 [7] (0:10.77)	0:45.80 [3] (0:10.64)	0:35.16 [2] (0:11.13)	0:24.03 [4] (0:11.72)	0:12.31 [5] (0:12.31)
Average Speed [km/h]	36.2	67.3	68.7	65.7	61.9	58.7
Top Speed [km/h]	58.5	69.8	69.8	67.6	63.5	60.4
Avg. Dist. to Rail [m]	6.8	4.1	2.7	3.5	4.2	8.0
Avg. Stride Freq. [Hz]	2.3	2.6	2.6	2.5	2.4	2.3
Avg. Stride Length [m]	4.2	7.2	7.4	7.3	7.1	7.0



- [] Ranking at each section and finish
- .-.- No data available at this section
- NA No data available



Horse/Jockey Name	Say When Suttly
Final Rank	7
Fastest Section Time (Section)	0:04.91 (Overall)
Top Speed [km/h] (Section)	69.9 (800m)
Race State	Finished



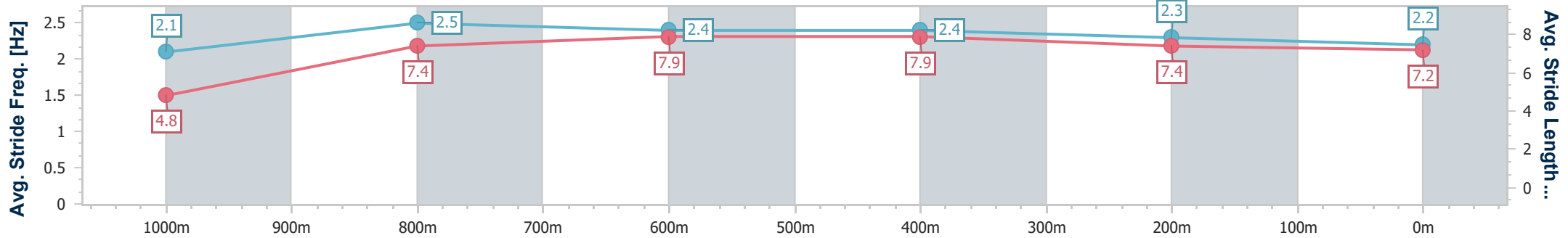
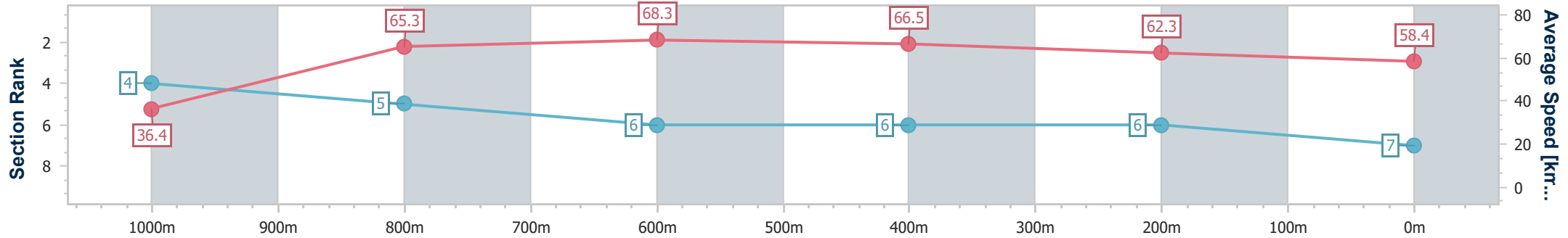
Aquis Park Gold Coast Poly QLD Professional
Race 5: VEOLIA ENERGY SERVICES BENCHMARK 62
Handicap - 1050m



14 September 2024 - 15:07

Track Rating: Synthetic, Weather: Fine, Rail Position: True

Section	Overall	1000m	800m	600m	400m	200m
Section Times	1:01.84 [7] (0:04.91)	0:56.93 [4] (0:11.11)	0:45.82 [5] (0:10.78)	0:35.04 [6] (0:10.98)	0:24.06 [6] (0:11.68)	0:12.38 [6] (0:12.38)
Average Speed [km/h]	36.4	65.3	68.3	66.5	62.3	58.4
Top Speed [km/h]	56.9	68.0	69.9	68.7	64.8	60.1
Avg. Dist. to Rail [m]	5.4	2.4	3.4	3.3	5.8	9.0
Avg. Stride Freq. [Hz]	2.1	2.5	2.4	2.4	2.3	2.2
Avg. Stride Length [m]	4.8	7.4	7.9	7.9	7.4	7.2



- [] Ranking at each section and finish
- .-.- No data available at this section
- NA No data available



Aquis Park Gold Coast Poly QLD Professional

Race 6: VEOLIA INDUSTRIAL SERVICES Maiden Handicap - 1540m



14 September 2024 - 15:44

Track Rating: Synthetic, Weather: Fine, Rail Position: True

Section		Overall	1400m	1200m	1000m	800m	600m	400m	Last 600m				
Field Times		1:32.95 (0:10.19)	1:22.76 (0:11.29)	1:11.47 (0:11.08)	1:00.39 (0:11.52)	0:48.87 (0:11.91)	0:36.96 (0:11.97)	0:24.99 (0:12.45)	0:36.96				
Rank	TAB Horse/Jockey	Barrier	Top Speed [km/h]	Fastest Section									Distance Travelled [m]
1	3 SEEYA LATER GATER Rikki Jamieson	2	64.6 1200m	0:10.69 Overall	1:32.95 [1] (0:10.69)	1:22.26 [8] (0:11.46)	1:10.80 [7] (0:11.32)	0:59.48 [6] (0:11.46)	0:48.02 [6] (0:11.72)	0:36.30 [6] (0:11.93)	0:24.37 [6] (0:12.01)	0:36.30	
2	8 TANGO SPIRIT Jade Hampson	3	64.3 1200m	0:10.29 Overall	1:33.21 [2] (0:10.29)	1:22.92 [4] (0:11.47)	1:11.45 [4] (0:11.34)	1:00.11 [4] (0:11.62)	0:48.49 [4] (0:11.78)	0:36.71 [5] (0:11.74)	0:24.97 [4] (0:12.26)	0:36.71	-9
3	9 CARDIATIC Micheal Hellyer	5	64.6 600m	0:10.64 Overall	1:33.28 [3] (0:10.64)	1:22.64 [7] (0:11.67)	1:10.97 [8] (0:11.52)	0:59.45 [8] (0:11.47)	0:47.98 [8] (0:11.69)	0:36.29 [8] (0:11.55)	0:24.74 [5] (0:12.20)	0:36.29	-1
4	10 COCO JEWEL Casey Waddell	6	66.6 1200m	0:10.23 Overall	1:33.33 [4] (0:10.23)	1:23.10 [3] (0:11.25)	1:11.85 [1] (0:11.08)	1:00.77 [1] (0:11.52)	0:49.25 [1] (0:11.91)	0:37.34 [1] (0:11.97)	0:25.37 [1] (0:12.45)	0:37.34	-3
5	4 AIKAU Jai Williams	7	65.2 1400m	0:10.30 Overall	1:33.82 [5] (0:10.30)	1:23.52 [5] (0:11.39)	1:12.13 [2] (0:11.34)	1:00.79 [3] (0:11.59)	0:49.20 [2] (0:11.65)	0:37.55 [2] (0:11.80)	0:25.75 [2] (0:12.61)	0:37.55	-6
6	7 WINDY WHEELS Adin Thompson	10	65.2 1400m	0:10.21 Overall	1:33.91 [6] (0:10.21)	1:23.70 [2] (0:11.63)	1:12.07 [5] (0:11.33)	1:00.74 [5] (0:11.61)	0:49.13 [5] (0:11.70)	0:37.43 [3] (0:11.71)	0:25.72 [3] (0:12.46)	0:37.43	+3
7	5 WINDFLOWER Yvette Lewis	9	64.6 1200m	0:10.49 Overall	1:34.44 [7] (0:10.49)	1:23.95 [6] (0:11.57)	1:12.38 [6] (0:11.44)	1:00.94 [7] (0:11.55)	0:49.39 [7] (0:11.76)	0:37.63 [7] (0:12.15)	0:25.48 [8] (0:12.60)	0:37.63	-3
8	6 SHORT APPROACH Michael Murphy	8	65.3 1400m	0:10.19 Overall	1:36.31 [8] (0:10.19)	1:26.12 [1] (0:11.50)	1:14.62 [3] (0:11.26)	1:03.36 [2] (0:11.74)	0:51.62 [3] (0:11.80)	0:39.82 [4] (0:12.30)	0:27.52 [7] (0:13.17)	0:39.82	-2

Scratched: Sistine Chapel (#11), Aurora (#2), Rich Flex (#1)

[] Ranking at each section and finish
 -:-:- No data available at this section
 NA No data available

SCN Saddle cloth number
 DNF Did not finish
 DNT Did not track



Aquis Park Gold Coast Poly QLD Professional
Race 6: VEOLIA INDUSTRIAL SERVICES Maiden Handicap - 1540m
14 September 2024 - 15:44



Track Rating: Synthetic, Weather: Fine, Rail Position: True

Section							200m			Last 600m
Field Times							0:12.54 (0:12.54)			0:36.96
Rank	TAB	Horse/Jockey	Barrier	Top Speed [km/h]	Fastest Section	Margin			Distance Travelled [m]	
1	3	SEEYA LATER GATER Rikki Jamieson	2	64.6 1200m	0:10.69 Overall	0:12.36 [3] (0:12.36)	1:32.95		0:36.30	
2	8	TANGO SPIRIT Jade Hampson	3	64.3 1200m	0:10.29 Overall	0:12.71 [2] (0:12.71)	1.5L		0:36.71 -9	
3	9	CARDIATIC Micheal Hellyer	5	64.6 600m	0:10.64 Overall	0:12.54 [6] (0:12.54)	1.8L		0:36.29 -1	
4	10	COCO JEWEL Casey Waddell	6	66.6 1200m	0:10.23 Overall	0:12.92 [1] (0:12.92)	2L		0:37.34 -3	
5	4	AIKAU Jai Williams	7	65.2 1400m	0:10.30 Overall	0:13.14 [5] (0:13.14)	4.8L		0:37.55 -6	
6	7	WINDY WHEELS Adin Thompson	10	65.2 1400m	0:10.21 Overall	0:13.26 [4] (0:13.26)	5.3L		0:37.43 +3	
7	5	WINDFLOWER Yvette Lewis	9	64.6 1200m	0:10.49 Overall	0:12.88 [7] (0:12.88)	8.3L		0:37.63 -3	
8	6	SHORT APPROACH Michael Murphy	8	65.3 1400m	0:10.19 Overall	0:14.35 [8] (0:14.35)	19.3L		0:39.82 -2	

Scratched: Sistine Chapel (#11), Aurora (#2), Rich Flex (#1)

[] Ranking at each section and finish
 -:-:- No data available at this section
 NA No data available

SCN Saddle cloth number
 DNF Did not finish
 DNT Did not track



Horse/Jockey Name	Seeya Later Gater
Final Rank	1
Fastest Section Time (Section)	0:10.69 (Overall)
Top Speed [km/h] (Section)	64.6 (1200m)
Race State	Finished



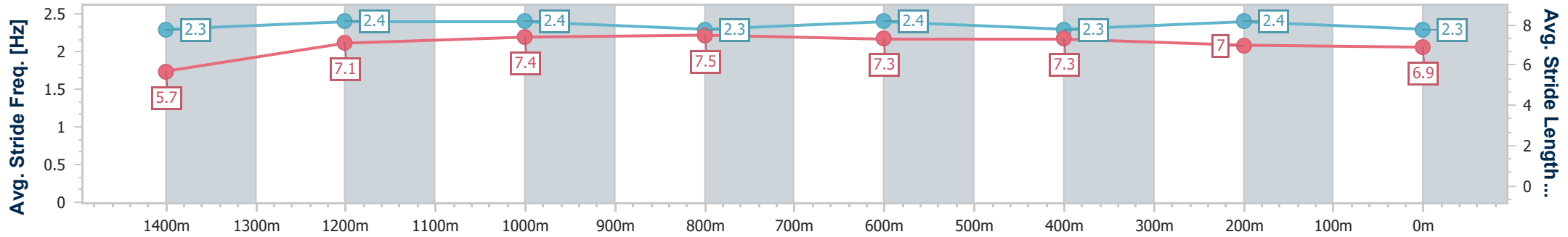
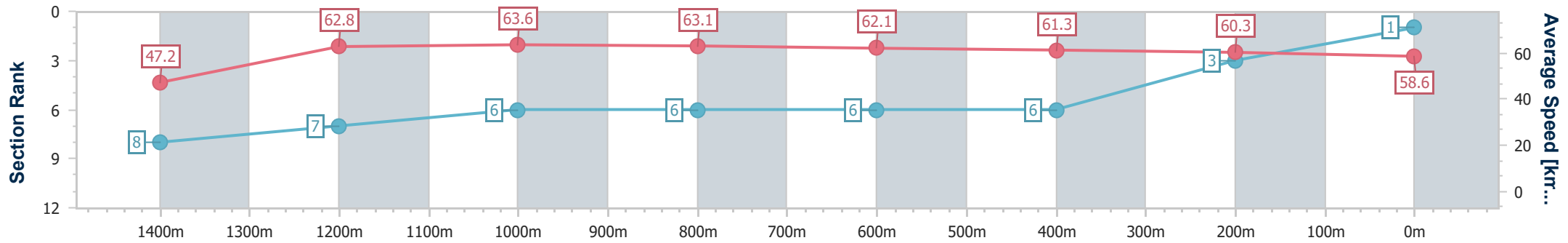
Aquis Park Gold Coast Poly QLD Professional
Race 6: VEOLIA INDUSTRIAL SERVICES Maiden Handicap - 1540m



14 September 2024 - 15:44

Track Rating: Synthetic, Weather: Fine, Rail Position: True

Section	Overall	1400m	1200m	1000m	800m	600m	400m	200m
Section Times	1:32.95 [1] (0:10.69)	1:22.26 [8] (0:11.46)	1:10.80 [7] (0:11.32)	0:59.48 [6] (0:11.46)	0:48.02 [6] (0:11.72)	0:36.30 [6] (0:11.93)	0:24.37 [6] (0:12.01)	0:12.36 [3] (0:12.36)
Average Speed [km/h]	47.2	62.8	63.6	63.1	62.1	61.3	60.3	58.6
Top Speed [km/h]	62.2	63.6	64.6	64.2	64.0	63.2	61.7	60.2
Avg. Dist. to Rail [m]	2.9	0.3	0.4	0.4	2.3	2.8	5.2	6.7
Avg. Stride Freq. [Hz]	2.3	2.4	2.4	2.3	2.4	2.3	2.4	2.3
Avg. Stride Length [m]	5.7	7.1	7.4	7.5	7.3	7.3	7.0	6.9



- [] Ranking at each section and finish
- .-.- No data available at this section
- NA No data available



Horse/Jockey Name	Tango Spirit
Final Rank	2
Fastest Section Time (Section)	0:10.29 (Overall)
Top Speed [km/h] (Section)	64.3 (1200m)
Race State	Finished



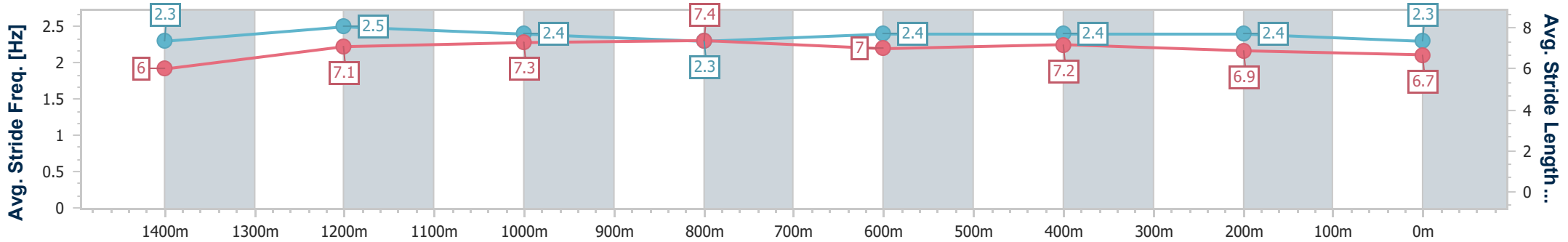
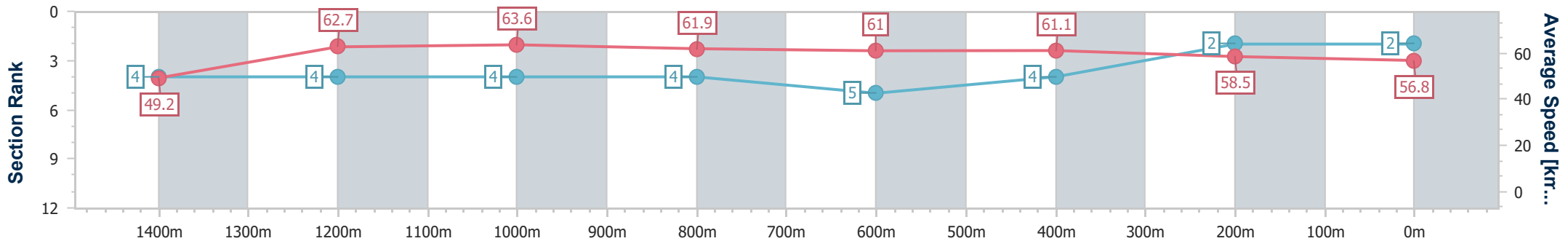
Aquis Park Gold Coast Poly QLD Professional
 Race 6: VEOLIA INDUSTRIAL SERVICES Maiden Handicap - 1540m



14 September 2024 - 15:44

Track Rating: Synthetic, Weather: Fine, Rail Position: True

Section	Overall	1400m	1200m	1000m	800m	600m	400m	200m
Section Times	1:33.21 [2] (0:10.29)	1:22.92 [4] (0:11.47)	1:11.45 [4] (0:11.34)	1:00.11 [4] (0:11.62)	0:48.49 [4] (0:11.78)	0:36.71 [5] (0:11.74)	0:24.97 [4] (0:12.26)	0:12.71 [2] (0:12.71)
Average Speed [km/h]	49.2	62.7	63.6	61.9	61.0	61.1	58.5	56.8
Top Speed [km/h]	64.0	63.8	64.3	63.4	62.3	63.3	60.3	58.5
Avg. Dist. to Rail [m]	4.3	0.4	0.4	0.5	0.3	0.7	0.7	1.5
Avg. Stride Freq. [Hz]	2.3	2.5	2.4	2.3	2.4	2.4	2.4	2.3
Avg. Stride Length [m]	6.0	7.1	7.3	7.4	7.0	7.2	6.9	6.7



- [] Ranking at each section and finish
- .-.- No data available at this section
- NA No data available



Horse/Jockey Name	Cardiatic
Final Rank	3
Fastest Section Time (Section)	0:10.64 (Overall)
Top Speed [km/h] (Section)	64.6 (600m)
Race State	Finished



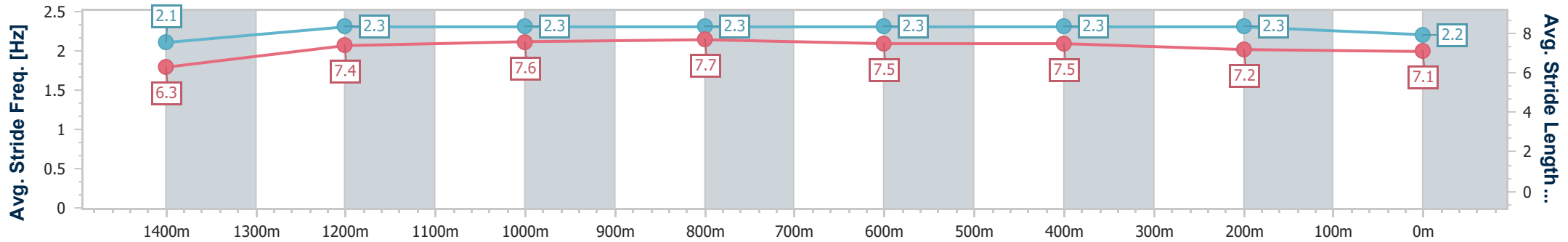
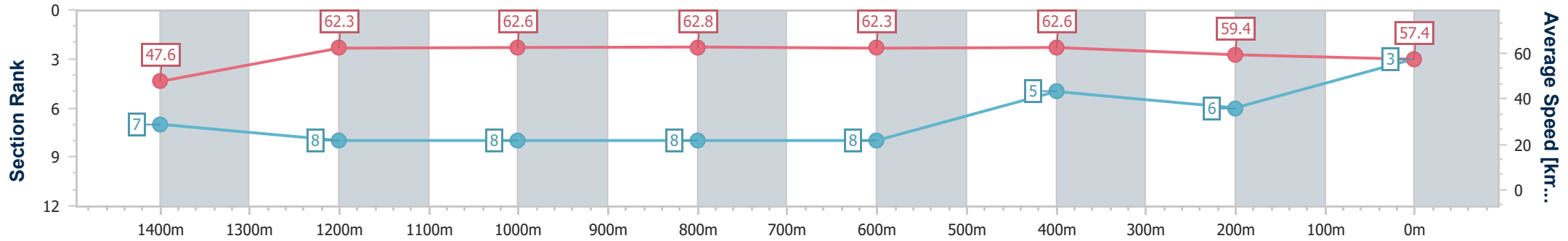
Aquis Park Gold Coast Poly QLD Professional
Race 6: VEOLIA INDUSTRIAL SERVICES Maiden Handicap - 1540m



14 September 2024 - 15:44

Track Rating: Synthetic, Weather: Fine, Rail Position: True

Section	Overall	1400m	1200m	1000m	800m	600m	400m	200m
Section Times	1:33.28 [3] (0:10.64)	1:22.64 [7] (0:11.67)	1:10.97 [8] (0:11.52)	0:59.45 [8] (0:11.47)	0:47.98 [8] (0:11.69)	0:36.29 [8] (0:11.55)	0:24.74 [5] (0:12.20)	0:12.54 [6] (0:12.54)
Average Speed [km/h]	47.6	62.3	62.6	62.8	62.3	62.6	59.4	57.4
Top Speed [km/h]	62.0	64.1	63.8	63.8	63.7	64.6	60.8	58.9
Avg. Dist. to Rail [m]	4.9	1.5	1.1	0.7	1.7	2.0	4.7	7.4
Avg. Stride Freq. [Hz]	2.1	2.3	2.3	2.3	2.3	2.3	2.3	2.2
Avg. Stride Length [m]	6.3	7.4	7.6	7.7	7.5	7.5	7.2	7.1



- [] Ranking at each section and finish
- .-.- No data available at this section
- NA No data available



Horse/Jockey Name	Coco Jewel
Final Rank	4
Fastest Section Time (Section)	0:10.23 (Overall)
Top Speed [km/h] (Section)	66.6 (1200m)
Race State	Finished



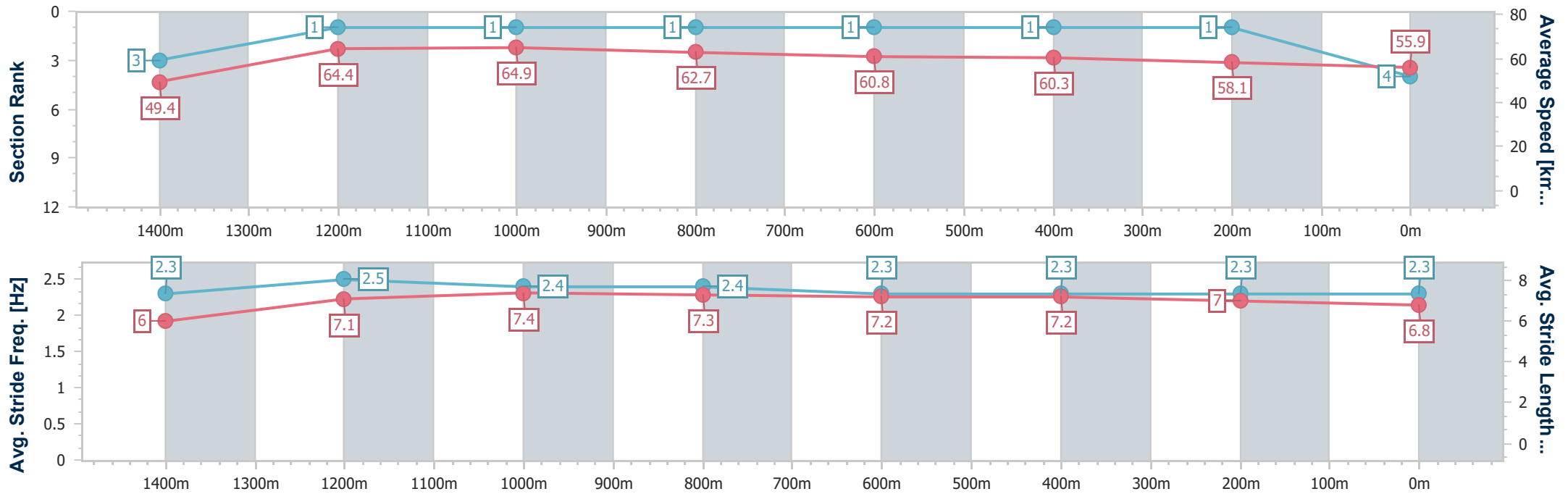
Aquis Park Gold Coast Poly QLD Professional
Race 6: VEOLIA INDUSTRIAL SERVICES Maiden Handicap - 1540m



14 September 2024 - 15:44

Track Rating: Synthetic, Weather: Fine, Rail Position: True

Section	Overall	1400m	1200m	1000m	800m	600m	400m	200m
Section Times	1:33.33 [4] (0:10.23)	1:23.10 [3] (0:11.25)	1:11.85 [1] (0:11.08)	1:00.77 [1] (0:11.52)	0:49.25 [1] (0:11.91)	0:37.34 [1] (0:11.97)	0:25.37 [1] (0:12.45)	0:12.92 [1] (0:12.92)
Average Speed [km/h]	49.4	64.4	64.9	62.7	60.8	60.3	58.1	55.9
Top Speed [km/h]	63.9	65.0	66.6	64.1	62.5	62.3	59.9	56.8
Avg. Dist. to Rail [m]	5.9	0.9	0.3	0.6	1.3	1.3	1.2	2.9
Avg. Stride Freq. [Hz]	2.3	2.5	2.4	2.4	2.3	2.3	2.3	2.3
Avg. Stride Length [m]	6.0	7.1	7.4	7.3	7.2	7.2	7.0	6.8



- [] Ranking at each section and finish
- .-.- No data available at this section
- NA No data available



Horse/Jockey Name	Aikau
Final Rank	5
Fastest Section Time (Section)	0:10.30 (Overall)
Top Speed [km/h] (Section)	65.2 (1400m)
Race State	Finished



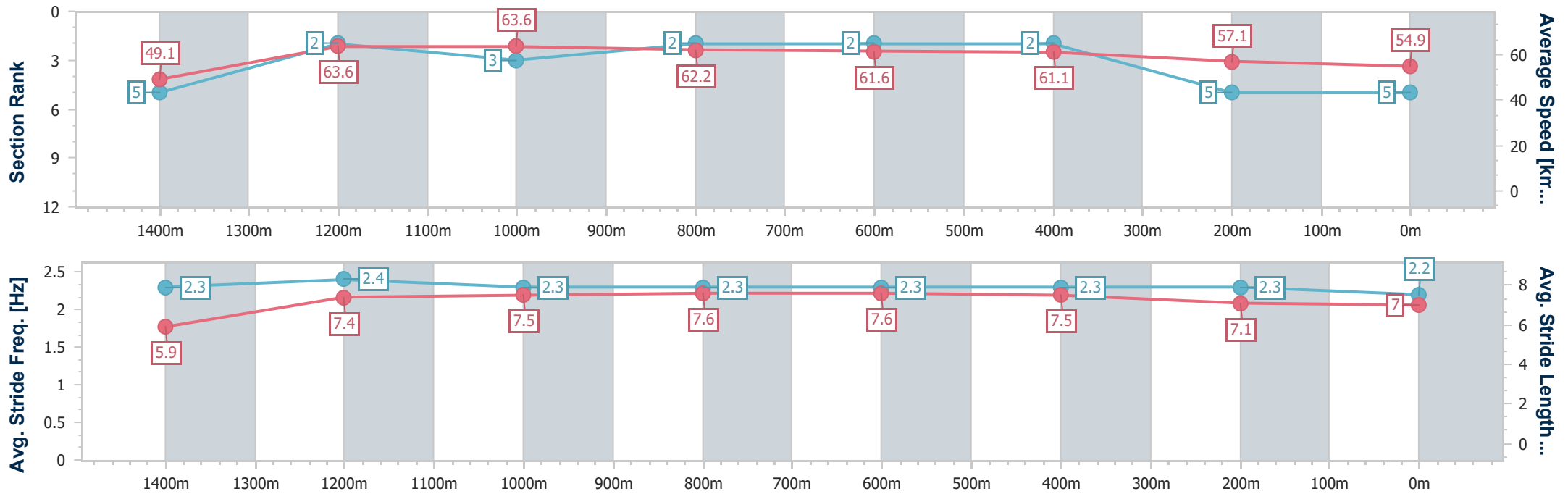
Aquis Park Gold Coast Poly QLD Professional
Race 6: VEOLIA INDUSTRIAL SERVICES Maiden Handicap - 1540m



14 September 2024 - 15:44

Track Rating: Synthetic, Weather: Fine, Rail Position: True

Section	Overall	1400m	1200m	1000m	800m	600m	400m	200m
Section Times	1:33.82 [5] (0:10.30)	1:23.52 [5] (0:11.39)	1:12.13 [2] (0:11.34)	1:00.79 [3] (0:11.59)	0:49.20 [2] (0:11.65)	0:37.55 [2] (0:11.80)	0:25.75 [2] (0:12.61)	0:13.14 [5] (0:13.14)
Average Speed [km/h]	49.1	63.6	63.6	62.2	61.6	61.1	57.1	54.9
Top Speed [km/h]	63.5	65.2	65.1	62.9	63.0	62.5	59.3	56.5
Avg. Dist. to Rail [m]	6.4	1.1	0.7	0.5	0.5	0.4	1.3	2.9
Avg. Stride Freq. [Hz]	2.3	2.4	2.3	2.3	2.3	2.3	2.3	2.2
Avg. Stride Length [m]	5.9	7.4	7.5	7.6	7.6	7.5	7.1	7.0



- [] Ranking at each section and finish
- .-.- No data available at this section
- NA No data available



Horse/Jockey Name	Windy Wheels
Final Rank	6
Fastest Section Time (Section)	0:10.21 (Overall)
Top Speed [km/h] (Section)	65.2 (1400m)
Race State	Finished



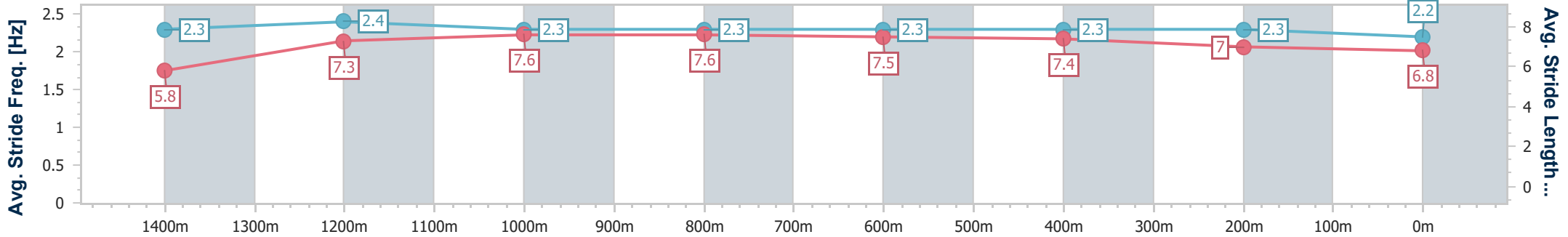
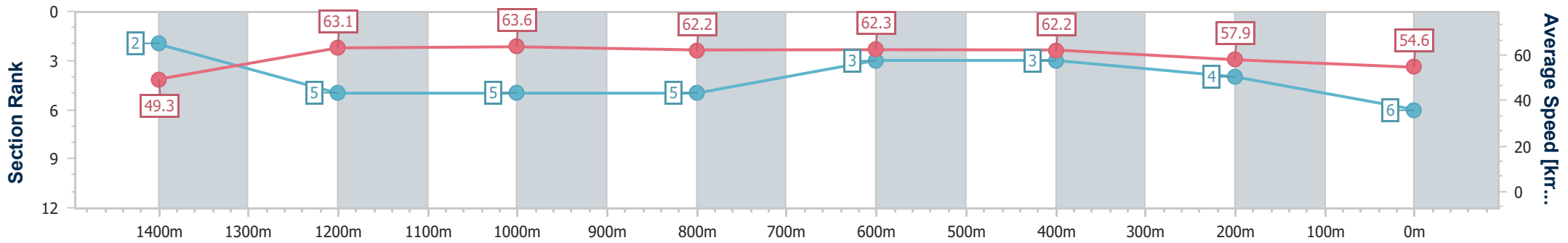
Aquis Park Gold Coast Poly QLD Professional
Race 6: VEOLIA INDUSTRIAL SERVICES Maiden Handicap - 1540m



14 September 2024 - 15:44

Track Rating: Synthetic, Weather: Fine, Rail Position: True

Section	Overall	1400m	1200m	1000m	800m	600m	400m	200m
Section Times	1:33.91 [6] (0:10.21)	1:23.70 [2] (0:11.63)	1:12.07 [5] (0:11.33)	1:00.74 [5] (0:11.61)	0:49.13 [5] (0:11.70)	0:37.43 [3] (0:11.71)	0:25.72 [3] (0:12.46)	0:13.26 [4] (0:13.26)
Average Speed [km/h]	49.3	63.1	63.6	62.2	62.3	62.2	57.9	54.6
Top Speed [km/h]	64.5	65.2	64.0	63.5	64.5	64.3	61.2	56.9
Avg. Dist. to Rail [m]	8.5	2.3	2.4	1.9	2.4	2.0	2.8	5.2
Avg. Stride Freq. [Hz]	2.3	2.4	2.3	2.3	2.3	2.3	2.3	2.2
Avg. Stride Length [m]	5.8	7.3	7.6	7.6	7.5	7.4	7.0	6.8



- [] Ranking at each section and finish
- .-.- No data available at this section
- NA No data available



Horse/Jockey Name	Windflower
Final Rank	7
Fastest Section Time (Section)	0:10.49 (Overall)
Top Speed [km/h] (Section)	64.6 (1200m)
Race State	Finished



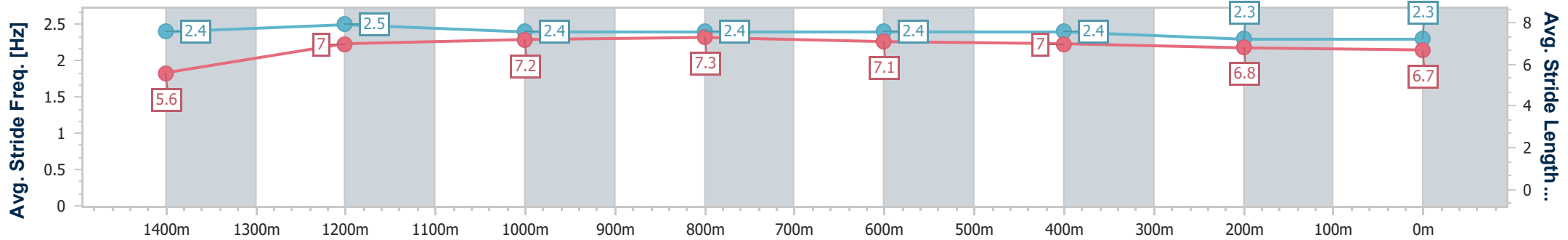
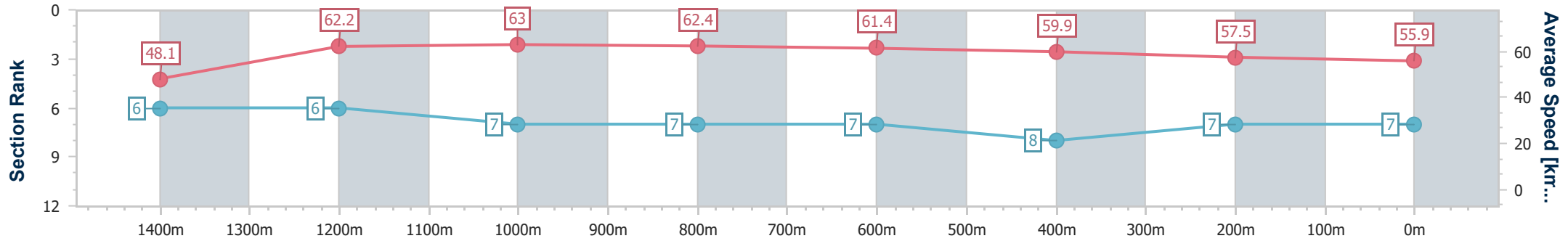
Aquis Park Gold Coast Poly QLD Professional
Race 6: VEOLIA INDUSTRIAL SERVICES Maiden Handicap - 1540m



14 September 2024 - 15:44

Track Rating: Synthetic, Weather: Fine, Rail Position: True

Section	Overall	1400m	1200m	1000m	800m	600m	400m	200m
Section Times	1:34.44 [7] (0:10.49)	1:23.95 [6] (0:11.57)	1:12.38 [6] (0:11.44)	1:00.94 [7] (0:11.55)	0:49.39 [7] (0:11.76)	0:37.63 [7] (0:12.15)	0:25.48 [8] (0:12.60)	0:12.88 [7] (0:12.88)
Average Speed [km/h]	48.1	62.2	63.0	62.4	61.4	59.9	57.5	55.9
Top Speed [km/h]	64.1	64.1	64.6	64.0	62.9	62.0	59.5	56.9
Avg. Dist. to Rail [m]	6.8	0.8	0.6	0.4	1.0	1.9	3.8	4.8
Avg. Stride Freq. [Hz]	2.4	2.5	2.4	2.4	2.4	2.4	2.3	2.3
Avg. Stride Length [m]	5.6	7.0	7.2	7.3	7.1	7.0	6.8	6.7



- [] Ranking at each section and finish
- .-.-.- No data available at this section
- NA No data available



Horse/Jockey Name	Short Approach
Final Rank	8
Fastest Section Time (Section)	0:10.19 (Overall)
Top Speed [km/h] (Section)	65.3 (1400m)
Race State	Finished



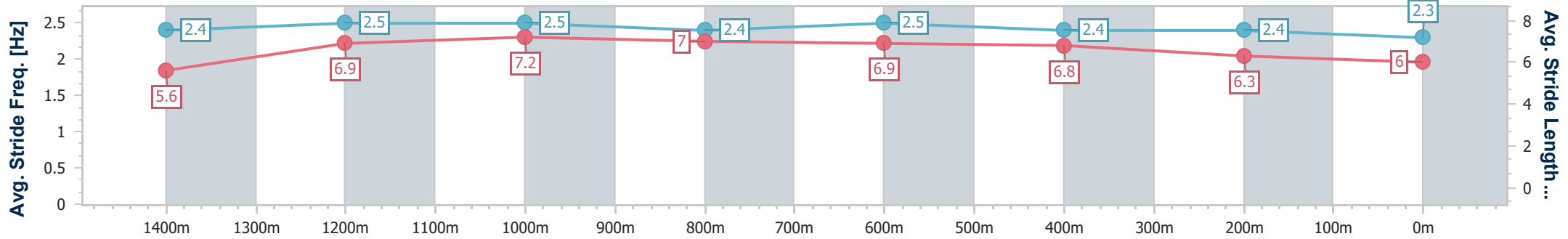
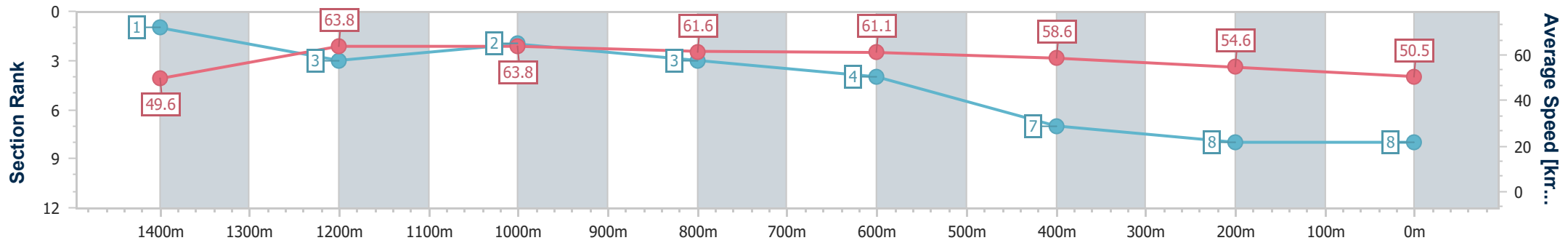
Aquis Park Gold Coast Poly QLD Professional
Race 6: VEOLIA INDUSTRIAL SERVICES Maiden Handicap - 1540m



14 September 2024 - 15:44

Track Rating: Synthetic, Weather: Fine, Rail Position: True

Section	Overall	1400m	1200m	1000m	800m	600m	400m	200m
Section Times	1:36.31 [8] (0:10.19)	1:26.12 [1] (0:11.50)	1:14.62 [3] (0:11.26)	1:03.36 [2] (0:11.74)	0:51.62 [3] (0:11.80)	0:39.82 [4] (0:12.30)	0:27.52 [7] (0:13.17)	0:14.35 [8] (0:14.35)
Average Speed [km/h]	49.6	63.8	63.8	61.6	61.1	58.6	54.6	50.5
Top Speed [km/h]	63.5	65.3	64.8	63.7	62.1	61.0	57.2	54.2
Avg. Dist. to Rail [m]	7.5	2.4	1.8	1.0	0.2	0.4	1.6	2.7
Avg. Stride Freq. [Hz]	2.4	2.5	2.5	2.4	2.5	2.4	2.4	2.3
Avg. Stride Length [m]	5.6	6.9	7.2	7.0	6.9	6.8	6.3	6.0



- [] Ranking at each section and finish
- .-.- No data available at this section
- NA No data available



Aquis Park Gold Coast Poly QLD Professional
Race 7: VEOLIA REMEDIATION SERVICES BENCHMARK 55 Handicap - 1540m
14 September 2024 - 16:23



Track Rating: Synthetic, Weather: Fine, Rail Position: True

Section														
Field Times														
	Overall	1400m	1200m	1000m	800m	600m	400m	Last 600m						
	1:33.15 (0:10.22)	1:22.93 (0:11.90)	1:11.03 (0:11.77)	0:59.26 (0:12.10)	0:47.16 (0:11.73)	0:35.43 (0:11.71)	0:23.72 (0:11.77)	0:35.43						
Rank	TAB	Horse/Jockey	Barrier	Top Speed [km/h]	Fastest Section									Distance Travelled [m]
1	2	CAPITAL BOSS Dan McGillivray	14	64.3 400m	0:10.96 Overall	1:33.15 [1] (0:10.96)	1:22.19 [11] (0:11.89)	1:10.30 [9] (0:11.87)	0:58.43 [9] (0:11.92)	0:46.51 [8] (0:11.67)	0:34.84 [6] (0:11.42)	0:23.42 [5] (0:11.47)	0:34.84	
2	4	CHERBOURG Corey Sutherland	2	63.4 600m	0:10.65 Overall	1:33.48 [2] (0:10.65)	1:22.83 [6] (0:11.87)	1:10.96 [4] (0:12.01)	0:58.95 [6] (0:11.98)	0:46.97 [6] (0:11.79)	0:35.18 [5] (0:11.48)	0:23.70 [6] (0:11.63)	0:35.18	-11
3	8	BELLE'S BOY Adin Thompson	15	64.1 1400m	0:10.22 Overall	1:33.55 [3] (0:10.22)	1:23.33 [1] (0:11.90)	1:11.43 [1] (0:11.90)	0:59.53 [2] (0:12.23)	0:47.30 [3] (0:11.83)	0:35.47 [4] (0:11.53)	0:23.94 [3] (0:11.66)	0:35.47	-8
4	6	STEP ON FIRE Sophie Wilcock	12	65.9 400m	0:10.64 Overall	1:33.56 [4] (0:10.64)	1:22.92 [5] (0:12.22)	1:10.70 [10] (0:11.85)	0:58.85 [8] (0:12.07)	0:46.78 [9] (0:11.86)	0:34.92 [12] (0:11.69)	0:23.23 [10] (0:11.43)	0:34.92	+6
5	10	COME ON EILEEN Jai Williams	17	63.3 600m	0:10.54 Overall	1:33.67 [5] (0:10.54)	1:23.13 [3] (0:12.06)	1:11.07 [5] (0:11.95)	0:59.12 [7] (0:12.09)	0:47.03 [7] (0:11.81)	0:35.22 [7] (0:11.61)	0:23.61 [8] (0:11.70)	0:35.22	-7
6	5	PRIMARY WITNESS Michael Murphy	11	64.0 800m	0:11.16 Overall	1:33.80 [6] (0:11.16)	1:22.64 [12] (0:11.81)	1:10.83 [11] (0:12.09)	0:58.74 [12] (0:12.00)	0:46.74 [12] (0:11.53)	0:35.21 [10] (0:11.57)	0:23.64 [9] (0:11.70)	0:35.21	-6
7	7	YOU AND I Jackson Morris	6	64.7 600m	0:10.80 Overall	1:33.84 [7] (0:10.80)	1:23.04 [8] (0:12.26)	1:10.78 [12] (0:11.91)	0:58.87 [11] (0:12.02)	0:46.85 [11] (0:11.48)	0:35.37 [9] (0:11.42)	0:23.95 [7] (0:11.78)	0:35.37	-3
8	3	MISS SHU Michael Cahill	8	63.8 600m	0:10.40 Overall	1:33.89 [8] (0:10.40)	1:23.49 [2] (0:11.89)	1:11.60 [3] (0:11.88)	0:59.72 [3] (0:12.10)	0:47.62 [4] (0:11.73)	0:35.89 [3] (0:11.55)	0:24.34 [2] (0:11.94)	0:35.89	-3
9	12	MULLUMOVA Micheal Hellyer	9	64.2 1400m	0:10.63 Overall	1:34.15 [9] (0:10.63)	1:23.52 [4] (0:11.60)	1:11.92 [2] (0:11.66)	1:00.26 [1] (0:12.10)	0:48.16 [1] (0:11.73)	0:36.43 [1] (0:11.71)	0:24.72 [1] (0:12.03)	0:36.43	-11
10	11	WORLD ATLAS Rikki Jamieson	1	63.0 600m	0:10.88 Overall	1:34.81 [10] (0:10.88)	1:23.93 [9] (0:11.87)	1:12.06 [8] (0:12.06)	1:00.00 [10] (0:12.06)	0:47.94 [10] (0:11.74)	0:36.20 [11] (0:11.74)	0:24.46 [11] (0:12.00)	0:36.20	-8

Did Not Finish: Sierra De Gredos (#1)

Scratched: Midnight Boom (#15), Maple Door (#14), The Wellian (#16), Better Strings (#17), Mrs Gossip (#9)

[] Ranking at each section and finish
 -:-:- No data available at this section
 NA No data available

SCN Saddle cloth number
 DNF Did not finish
 DNT Did not track



Aquis Park Gold Coast Poly QLD Professional
Race 7: VEOLIA REMEDIATION SERVICES BENCHMARK 55 Handicap - 1540m
14 September 2024 - 16:23



Track Rating: Synthetic, Weather: Fine, Rail Position: True

Section	Overall	1400m	1200m	1000m	800m	600m	400m	Last 600m
Field Times	1:33.15 (0:10.22)	1:22.93 (0:11.90)	1:11.03 (0:11.77)	0:59.26 (0:12.10)	0:47.16 (0:11.73)	0:35.43 (0:11.71)	0:23.72 (0:11.77)	0:35.43

Rank	TAB	Horse/Jockey	Barrier	Top Speed [km/h]	Fastest Section	Distance Travelled [m]
11	13	AVOID THE MISSTRES	3	63.4	0:10.91	-4
		Jade Hampson		1400m	Overall	

Did Not Finish: Sierra De Gredos (#1)
 Scratched: Midnight Boom (#15), Maple Door (#14), The Wellian (#16), Better Strings (#17), Mrs Gossip (#9)

[] Ranking at each section and finish
 -:-:- No data available at this section
 NA No data available

SCN Saddle cloth number
 DNF Did not finish
 DNT Did not track



Aquis Park Gold Coast Poly QLD Professional
Race 7: VEOLIA REMEDIATION SERVICES BENCHMARK 55 Handicap - 1540m
14 September 2024 - 16:23



Track Rating: Synthetic, Weather: Fine, Rail Position: True

Section				200m				Last 600m	
Field Times				0:11.95 (0:11.95)				0:35.43	
Rank	TAB	Horse/Jockey	Barrier	Top Speed [km/h]	Fastest Section	Margin			Distance Travelled [m]
1	2	CAPITAL BOSS Dan McGillivray	14	64.3 400m	0:10.96 Overall	0:11.95 [1] (0:11.95)	1:33.15		0:34.84
2	4	CHERBOURG Corey Sutherland	2	63.4 600m	0:10.65 Overall	0:12.07 [3] (0:12.07)	1.8L		0:35.18 -11
3	8	BELLE'S BOY Adin Thompson	15	64.1 1400m	0:10.22 Overall	0:12.28 [2] (0:12.28)	2.1L		0:35.47 -8
4	6	STEP ON FIRE Sophie Wilcock	12	65.9 400m	0:10.64 Overall	0:11.80 [7] (0:11.80)	2.2L		0:34.92 +6
5	10	COME ON EILEEN Jai Williams	17	63.3 600m	0:10.54 Overall	0:11.91 [8] (0:11.91)	2.7L		0:35.22 -7
6	5	PRIMARY WITNESS Michael Murphy	11	64.0 800m	0:11.16 Overall	0:11.94 [9] (0:11.94)	3.5L		0:35.21 -6
7	7	YOU AND I Jackson Morris	6	64.7 600m	0:10.80 Overall	0:12.17 [6] (0:12.17)	3.7L		0:35.37 -3
8	3	MISS SHU Michael Cahill	8	63.8 600m	0:10.40 Overall	0:12.40 [5] (0:12.40)	3.9L		0:35.89 -3
9	12	MULLUMOVA Micheal Hellyer	9	64.2 1400m	0:10.63 Overall	0:12.69 [4] (0:12.69)	5.2L		0:36.43 -11
10	11	WORLD ATLAS Rikki Jamieson	1	63.0 600m	0:10.88 Overall	0:12.46 [11] (0:12.46)	9L		0:36.20 -8

Did Not Finish: Sierra De Gredos (#1)

Scratched: Midnight Boom (#15), Maple Door (#14), The Wellian (#16), Better Strings (#17), Mrs Gossip (#9)

[] Ranking at each section and finish
 -:-:- No data available at this section
 NA No data available

SCN Saddle cloth number
 DNF Did not finish
 DNT Did not track



Aquis Park Gold Coast Poly QLD Professional
Race 7: VEOLIA REMEDIATION SERVICES BENCHMARK 55 Handicap - 1540m
14 September 2024 - 16:23



Track Rating: Synthetic, Weather: Fine, Rail Position: True

Section		200m		Last 600m		
Field Times		0:11.95 (0:11.95)		0:35.43		
Rank	TAB Horse/Jockey	Barrier	Top Speed [km/h]	Fastest Section	Margin	Distance Travelled [m]
11	13 AVOID THE MISSTRES	3	63.4	0:10.91	0:13.07 [10]	10.8L
	Jade Hampson		1400m	Overall	(0:13.07)	
						0:37.22 -4

Did Not Finish: Sierra De Gredos (#1)

Scratched: Midnight Boom (#15), Maple Door (#14), The Wellian (#16), Better Strings (#17), Mrs Gossip (#9)

[] Ranking at each section and finish
 -:-:- No data available at this section
 NA No data available

SCN Saddle cloth number
 DNF Did not finish
 DNT Did not track



Horse/Jockey Name	Capital Boss
Final Rank	1
Fastest Section Time (Section)	0:10.96 (Overall)
Top Speed [km/h] (Section)	64.3 (400m)
Race State	Finished



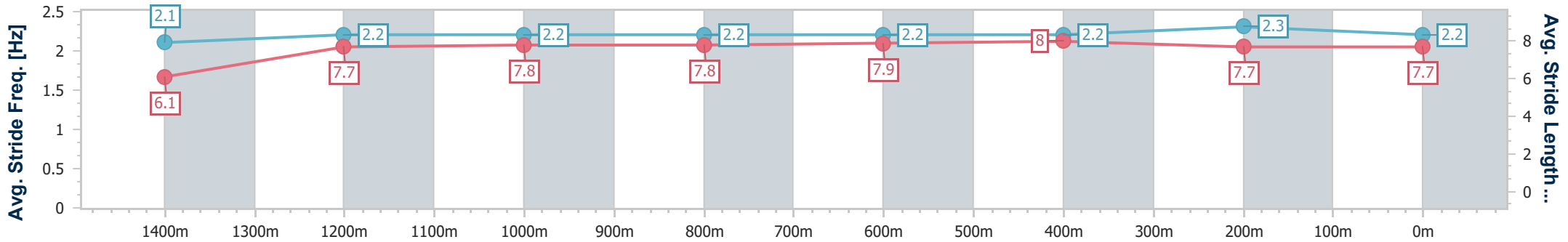
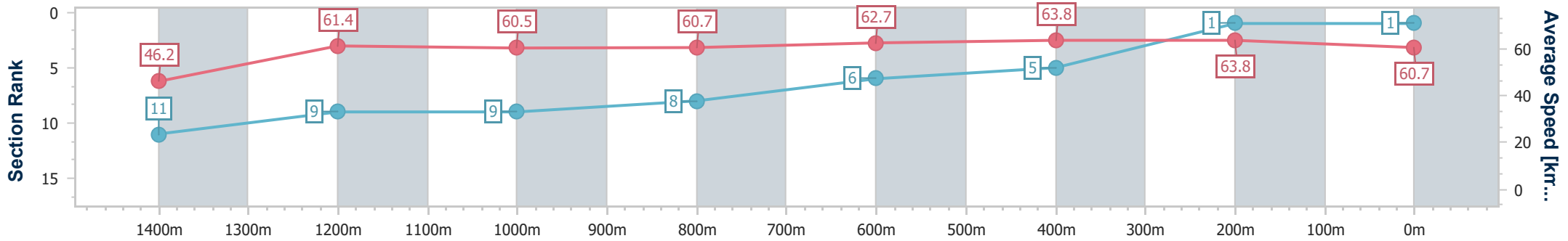
Aquis Park Gold Coast Poly QLD Professional
Race 7: VEOLIA REMEDIATION SERVICES BENCHMARK 55
Handicap - 1540m



14 September 2024 - 16:23

Track Rating: Synthetic, Weather: Fine, Rail Position: True

Section	Overall	1400m	1200m	1000m	800m	600m	400m	200m
Section Times	1:33.15 [1] (0:10.96)	1:22.19 [11] (0:11.89)	1:10.30 [9] (0:11.87)	0:58.43 [9] (0:11.92)	0:46.51 [8] (0:11.67)	0:34.84 [6] (0:11.42)	0:23.42 [5] (0:11.47)	0:11.95 [1] (0:11.95)
Average Speed [km/h]	46.2	61.4	60.5	60.7	62.7	63.8	63.8	60.7
Top Speed [km/h]	60.2	62.6	62.4	62.2	63.7	64.1	64.3	62.7
Avg. Dist. to Rail [m]	7.2	1.6	1.4	2.0	2.2	2.7	6.3	7.5
Avg. Stride Freq. [Hz]	2.1	2.2	2.2	2.2	2.2	2.2	2.3	2.2
Avg. Stride Length [m]	6.1	7.7	7.8	7.8	7.9	8.0	7.7	7.7



- [] Ranking at each section and finish
- .-.- No data available at this section
- NA No data available



Horse/Jockey Name	Cherbourg
Final Rank	2
Fastest Section Time (Section)	0:10.65 (Overall)
Top Speed [km/h] (Section)	63.4 (600m)
Race State	Finished



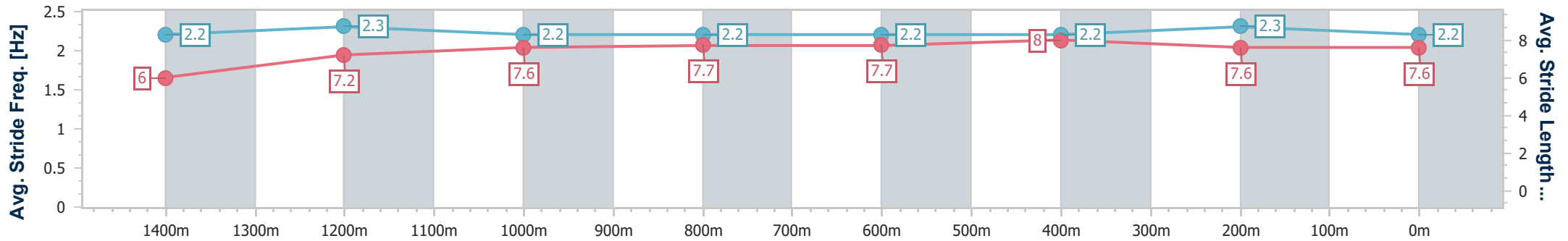
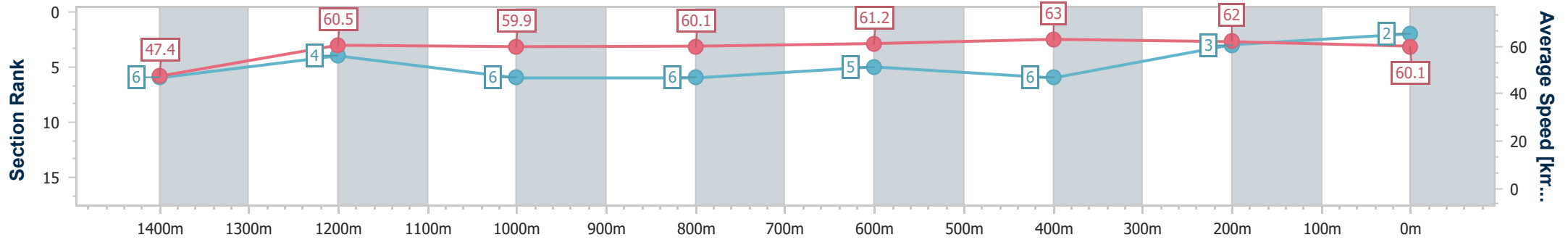
Aquis Park Gold Coast Poly QLD Professional
 Race 7: VEOLIA REMEDIATION SERVICES BENCHMARK 55
 Handicap - 1540m



14 September 2024 - 16:23

Track Rating: Synthetic, Weather: Fine, Rail Position: True

Section	Overall	1400m	1200m	1000m	800m	600m	400m	200m
Section Times	1:33.48 [2] (0:10.65)	1:22.83 [6] (0:11.87)	1:10.96 [4] (0:12.01)	0:58.95 [6] (0:11.98)	0:46.97 [6] (0:11.79)	0:35.18 [5] (0:11.48)	0:23.70 [6] (0:11.63)	0:12.07 [3] (0:12.07)
Average Speed [km/h]	47.4	60.5	59.9	60.1	61.2	63.0	62.0	60.1
Top Speed [km/h]	61.0	62.4	60.7	60.5	62.1	63.4	62.9	61.8
Avg. Dist. to Rail [m]	2.2	0.3	0.1	0.1	0.2	0.7	3.9	6.4
Avg. Stride Freq. [Hz]	2.2	2.3	2.2	2.2	2.2	2.2	2.3	2.2
Avg. Stride Length [m]	6.0	7.2	7.6	7.7	7.7	8.0	7.6	7.6



- [] Ranking at each section and finish
- .-.- No data available at this section
- NA No data available



Horse/Jockey Name	Belle's Boy
Final Rank	3
Fastest Section Time (Section)	0:10.22 (Overall)
Top Speed [km/h] (Section)	64.1 (1400m)
Race State	Finished



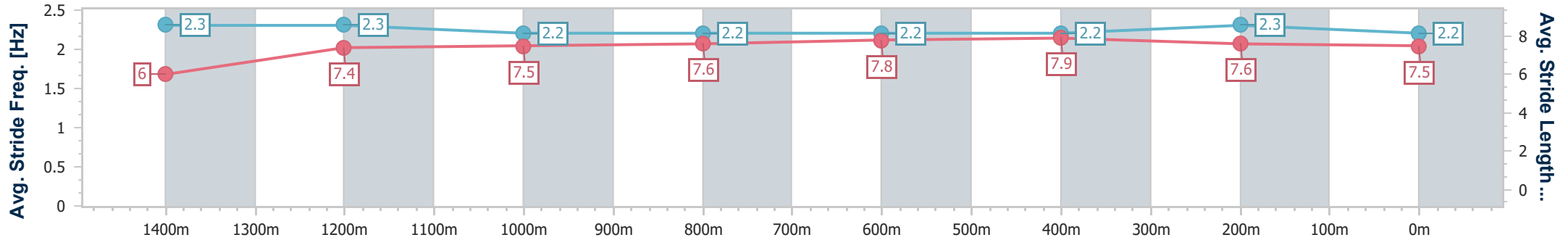
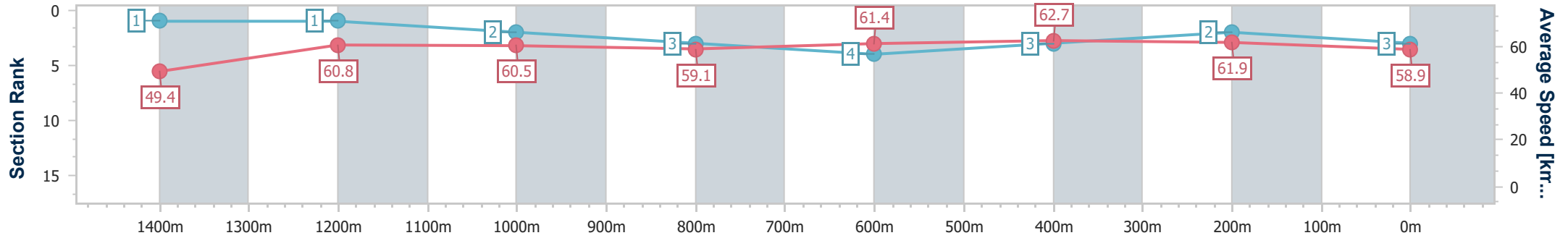
Aquis Park Gold Coast Poly QLD Professional
 Race 7: VEOLIA REMEDIATION SERVICES BENCHMARK 55
 Handicap - 1540m



14 September 2024 - 16:23

Track Rating: Synthetic, Weather: Fine, Rail Position: True

Section	Overall	1400m	1200m	1000m	800m	600m	400m	200m
Section Times	1:33.55 [3] (0:10.22)	1:23.33 [1] (0:11.90)	1:11.43 [1] (0:11.90)	0:59.53 [2] (0:12.23)	0:47.30 [3] (0:11.83)	0:35.47 [4] (0:11.53)	0:23.94 [3] (0:11.66)	0:12.28 [2] (0:12.28)
Average Speed [km/h]	49.4	60.8	60.5	59.1	61.4	62.7	61.9	58.9
Top Speed [km/h]	63.6	64.1	61.7	59.8	61.9	63.5	63.1	60.9
Avg. Dist. to Rail [m]	8.0	0.8	1.1	1.9	1.2	0.5	1.8	2.6
Avg. Stride Freq. [Hz]	2.3	2.3	2.2	2.2	2.2	2.2	2.3	2.2
Avg. Stride Length [m]	6.0	7.4	7.5	7.6	7.8	7.9	7.6	7.5



- [] Ranking at each section and finish
- .-.- No data available at this section
- NA No data available



Horse/Jockey Name	Step On Fire
Final Rank	4
Fastest Section Time (Section)	0:10.64 (Overall)
Top Speed [km/h] (Section)	65.9 (400m)
Race State	Finished



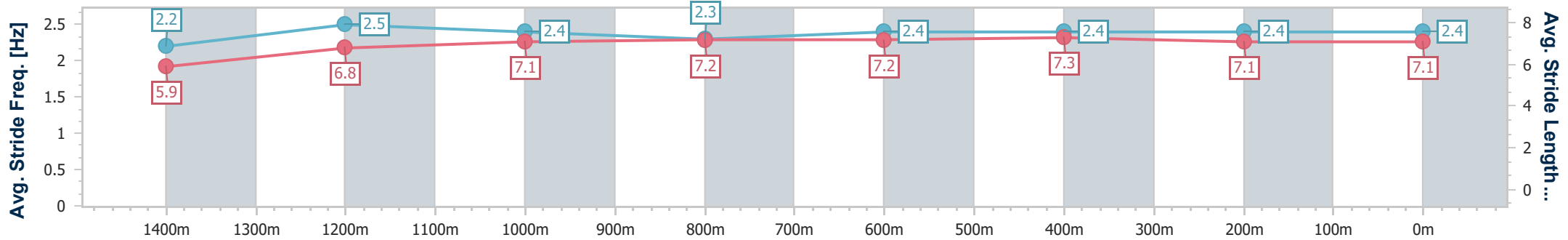
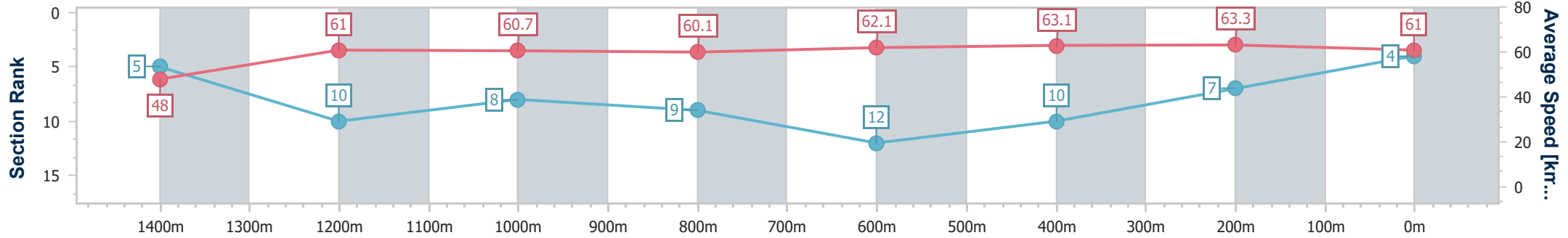
Aquis Park Gold Coast Poly QLD Professional
Race 7: VEOLIA REMEDIATION SERVICES BENCHMARK 55
Handicap - 1540m



14 September 2024 - 16:23

Track Rating: Synthetic, Weather: Fine, Rail Position: True

Section	Overall	1400m	1200m	1000m	800m	600m	400m	200m
Section Times	1:33.56 [4] (0:10.64)	1:22.92 [5] (0:12.22)	1:10.70 [10] (0:11.85)	0:58.85 [8] (0:12.07)	0:46.78 [9] (0:11.86)	0:34.92 [12] (0:11.69)	0:23.23 [10] (0:11.43)	0:11.80 [7] (0:11.80)
Average Speed [km/h]	48.0	61.0	60.7	60.1	62.1	63.1	63.3	61.0
Top Speed [km/h]	59.0	62.9	61.8	61.1	63.5	64.3	65.9	63.2
Avg. Dist. to Rail [m]	7.1	4.7	4.8	3.3	3.5	4.7	4.9	7.9
Avg. Stride Freq. [Hz]	2.2	2.5	2.4	2.3	2.4	2.4	2.4	2.4
Avg. Stride Length [m]	5.9	6.8	7.1	7.2	7.2	7.3	7.1	7.1



- [] Ranking at each section and finish
- .-.- No data available at this section
- NA No data available



Horse/Jockey Name	Come On Eileen
Final Rank	5
Fastest Section Time (Section)	0:10.54 (Overall)
Top Speed [km/h] (Section)	63.3 (600m)
Race State	Finished



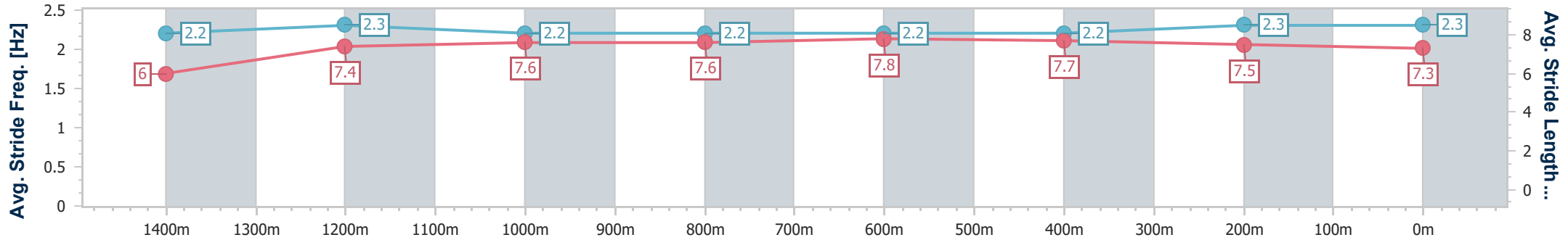
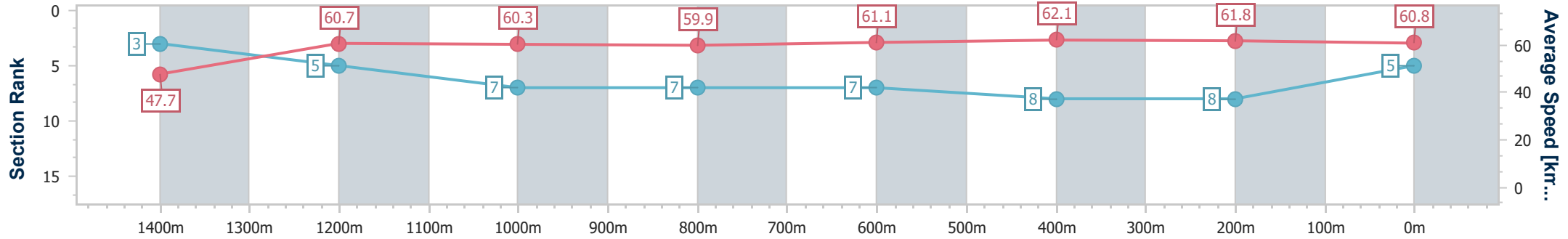
Aquis Park Gold Coast Poly QLD Professional
 Race 7: VEOLIA REMEDIATION SERVICES BENCHMARK 55
 Handicap - 1540m



14 September 2024 - 16:23

Track Rating: Synthetic, Weather: Fine, Rail Position: True

Section	Overall	1400m	1200m	1000m	800m	600m	400m	200m
Section Times	1:33.67 [5] (0:10.54)	1:23.13 [3] (0:12.06)	1:11.07 [5] (0:11.95)	0:59.12 [7] (0:12.09)	0:47.03 [7] (0:11.81)	0:35.22 [7] (0:11.61)	0:23.61 [8] (0:11.70)	0:11.91 [8] (0:11.91)
Average Speed [km/h]	47.7	60.7	60.3	59.9	61.1	62.1	61.8	60.8
Top Speed [km/h]	63.1	62.8	61.2	61.2	62.5	63.3	62.8	62.6
Avg. Dist. to Rail [m]	9.2	2.0	1.5	1.3	0.4	0.5	2.4	3.3
Avg. Stride Freq. [Hz]	2.2	2.3	2.2	2.2	2.2	2.2	2.3	2.3
Avg. Stride Length [m]	6.0	7.4	7.6	7.6	7.8	7.7	7.5	7.3



- [] Ranking at each section and finish
- .-.- No data available at this section
- NA No data available



Horse/Jockey Name	Primary Witness
Final Rank	6
Fastest Section Time (Section)	0:11.16 (Overall)
Top Speed [km/h] (Section)	64.0 (800m)
Race State	Finished



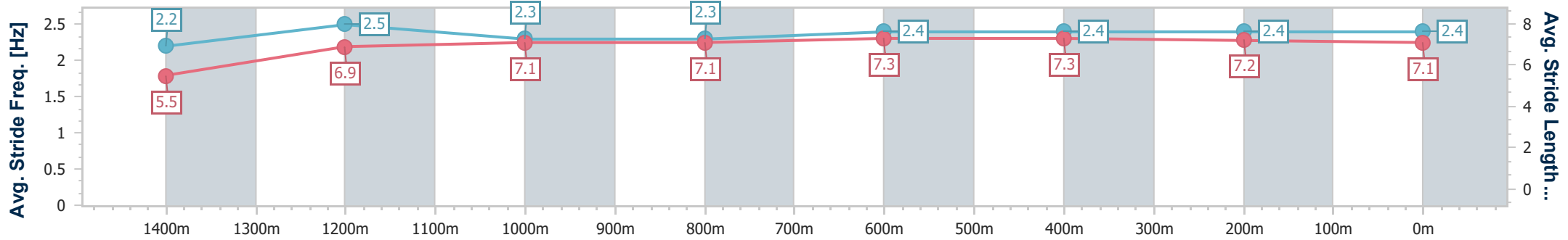
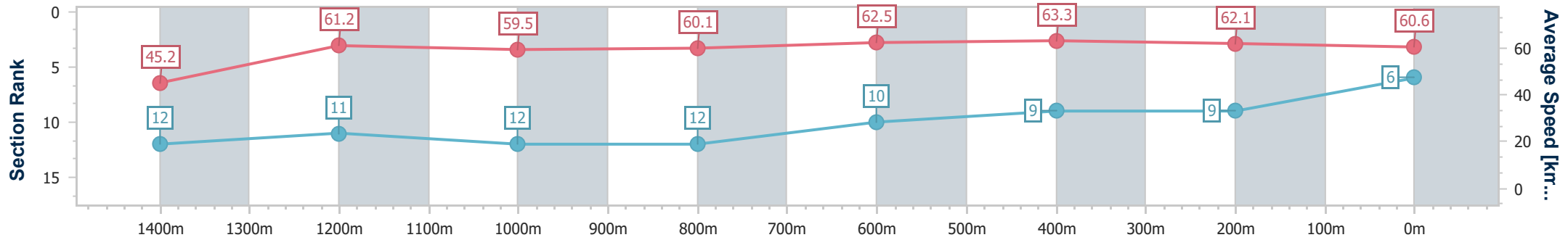
Aquis Park Gold Coast Poly QLD Professional
 Race 7: VEOLIA REMEDIATION SERVICES BENCHMARK 55
 Handicap - 1540m



14 September 2024 - 16:23

Track Rating: Synthetic, Weather: Fine, Rail Position: True

Section	Overall	1400m	1200m	1000m	800m	600m	400m	200m
Section Times	1:33.80 [6] (0:11.16)	1:22.64 [12] (0:11.81)	1:10.83 [11] (0:12.09)	0:58.74 [12] (0:12.00)	0:46.74 [12] (0:11.53)	0:35.21 [10] (0:11.57)	0:23.64 [9] (0:11.70)	0:11.94 [9] (0:11.94)
Average Speed [km/h]	45.2	61.2	59.5	60.1	62.5	63.3	62.1	60.6
Top Speed [km/h]	58.6	63.1	60.7	61.2	64.0	63.7	63.5	62.2
Avg. Dist. to Rail [m]	6.0	0.4	0.3	0.1	0.6	2.9	5.4	6.9
Avg. Stride Freq. [Hz]	2.2	2.5	2.3	2.3	2.4	2.4	2.4	2.4
Avg. Stride Length [m]	5.5	6.9	7.1	7.1	7.3	7.3	7.2	7.1



- [] Ranking at each section and finish
- .-.- No data available at this section
- NA No data available



Horse/Jockey Name	You And I
Final Rank	7
Fastest Section Time (Section)	0:10.80 (Overall)
Top Speed [km/h] (Section)	64.7 (600m)
Race State	Finished



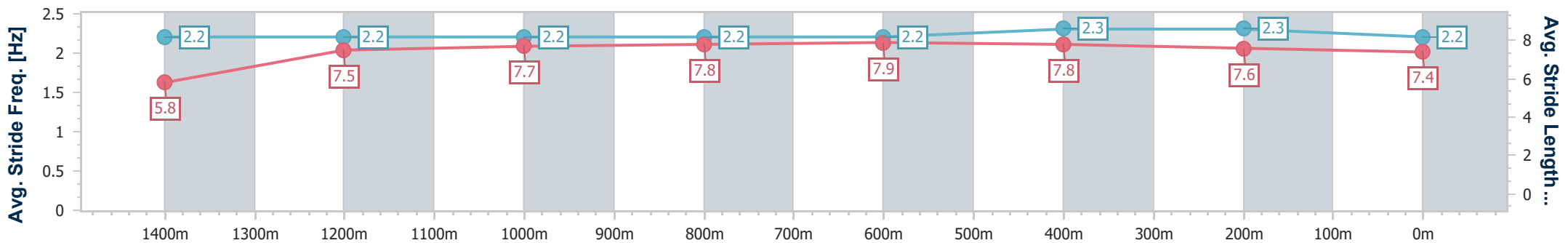
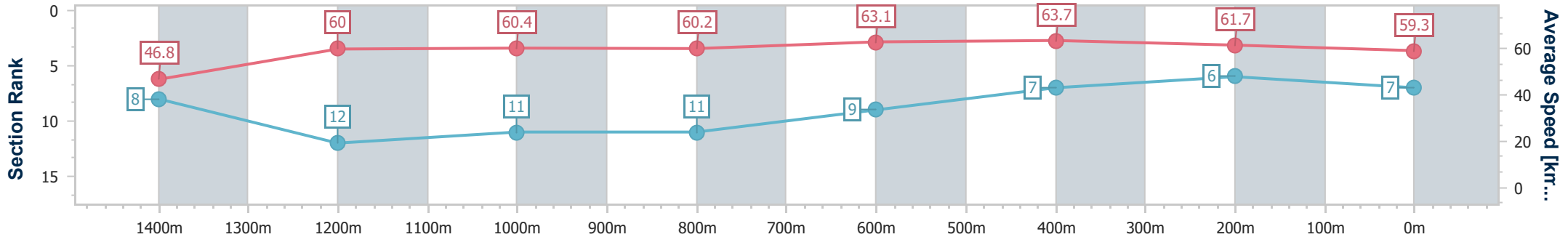
Aquis Park Gold Coast Poly QLD Professional
Race 7: VEOLIA REMEDIATION SERVICES BENCHMARK 55
Handicap - 1540m



14 September 2024 - 16:23

Track Rating: Synthetic, Weather: Fine, Rail Position: True

Section	Overall	1400m	1200m	1000m	800m	600m	400m	200m
Section Times	1:33.84 [7] (0:10.80)	1:23.04 [8] (0:12.26)	1:10.78 [12] (0:11.91)	0:58.87 [11] (0:12.02)	0:46.85 [11] (0:11.48)	0:35.37 [9] (0:11.42)	0:23.95 [7] (0:11.78)	0:12.17 [6] (0:12.17)
Average Speed [km/h]	46.8	60.0	60.4	60.2	63.1	63.7	61.7	59.3
Top Speed [km/h]	61.5	61.7	61.5	61.4	64.1	64.7	63.8	60.4
Avg. Dist. to Rail [m]	4.6	2.7	1.8	1.6	1.1	2.3	3.7	4.3
Avg. Stride Freq. [Hz]	2.2	2.2	2.2	2.2	2.2	2.3	2.3	2.2
Avg. Stride Length [m]	5.8	7.5	7.7	7.8	7.9	7.8	7.6	7.4



- [] Ranking at each section and finish
- .-.- No data available at this section
- NA No data available



Horse/Jockey Name	Miss Shu
Final Rank	8
Fastest Section Time (Section)	0:10.40 (Overall)
Top Speed [km/h] (Section)	63.8 (600m)
Race State	Finished



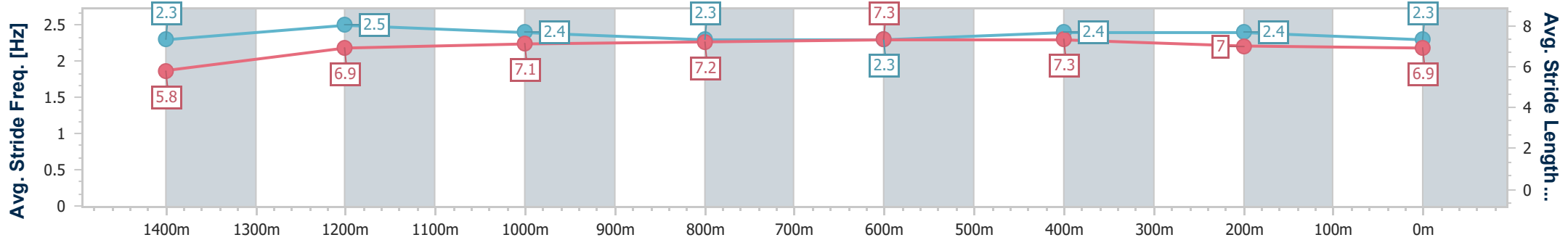
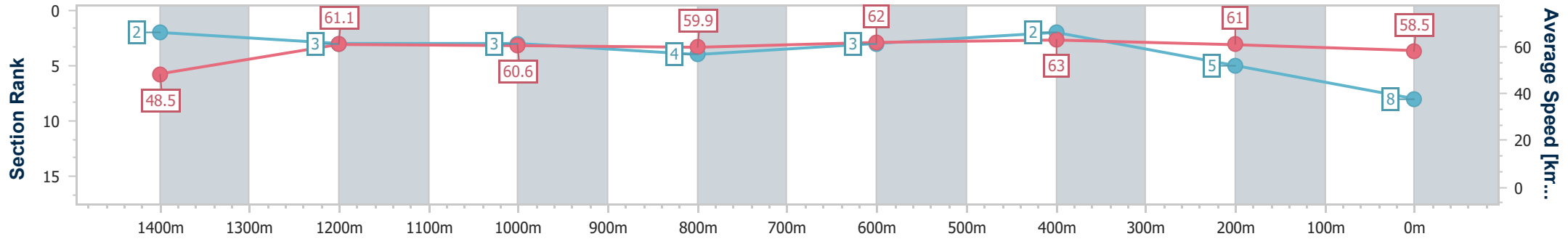
Aquis Park Gold Coast Poly QLD Professional
Race 7: VEOLIA REMEDIATION SERVICES BENCHMARK 55
Handicap - 1540m



14 September 2024 - 16:23

Track Rating: Synthetic, Weather: Fine, Rail Position: True

Section	Overall	1400m	1200m	1000m	800m	600m	400m	200m
Section Times	1:33.89 [8] (0:10.40)	1:23.49 [2] (0:11.89)	1:11.60 [3] (0:11.88)	0:59.72 [3] (0:12.10)	0:47.62 [4] (0:11.73)	0:35.89 [3] (0:11.55)	0:24.34 [2] (0:11.94)	0:12.40 [5] (0:12.40)
Average Speed [km/h]	48.5	61.1	60.6	59.9	62.0	63.0	61.0	58.5
Top Speed [km/h]	62.2	62.2	61.8	61.6	63.3	63.8	62.8	61.0
Avg. Dist. to Rail [m]	4.9	1.4	1.7	1.7	2.0	2.3	5.7	8.3
Avg. Stride Freq. [Hz]	2.3	2.5	2.4	2.3	2.3	2.4	2.4	2.3
Avg. Stride Length [m]	5.8	6.9	7.1	7.2	7.3	7.3	7.0	6.9



- [] Ranking at each section and finish
- .-.- No data available at this section
- NA No data available



Horse/Jockey Name	Mullumova
Final Rank	9
Fastest Section Time (Section)	0:10.63 (Overall)
Top Speed [km/h] (Section)	64.2 (1400m)
Race State	Finished



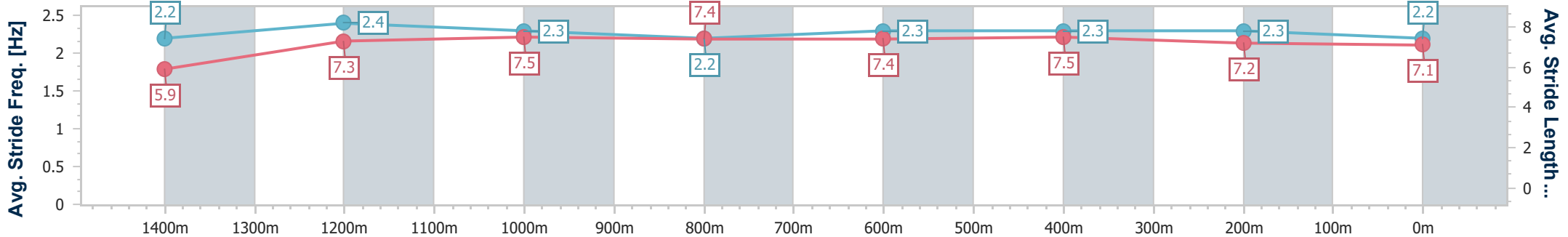
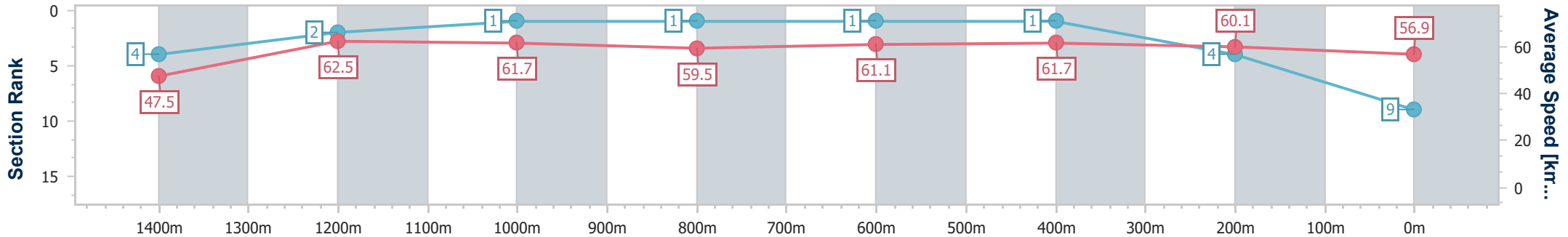
Aquis Park Gold Coast Poly QLD Professional
Race 7: VEOLIA REMEDIATION SERVICES BENCHMARK 55
Handicap - 1540m



14 September 2024 - 16:23

Track Rating: Synthetic, Weather: Fine, Rail Position: True

Section	Overall	1400m	1200m	1000m	800m	600m	400m	200m
Section Times	1:34.15 [9] (0:10.63)	1:23.52 [4] (0:11.60)	1:11.92 [2] (0:11.66)	1:00.26 [1] (0:12.10)	0:48.16 [1] (0:11.73)	0:36.43 [1] (0:11.71)	0:24.72 [1] (0:12.03)	0:12.69 [4] (0:12.69)
Average Speed [km/h]	47.5	62.5	61.7	59.5	61.1	61.7	60.1	56.9
Top Speed [km/h]	64.0	64.2	63.4	60.5	61.8	62.5	61.0	58.4
Avg. Dist. to Rail [m]	5.5	0.9	0.7	0.7	0.5	0.7	1.6	1.7
Avg. Stride Freq. [Hz]	2.2	2.4	2.3	2.2	2.3	2.3	2.3	2.2
Avg. Stride Length [m]	5.9	7.3	7.5	7.4	7.4	7.5	7.2	7.1



- [] Ranking at each section and finish
- .-.- No data available at this section
- NA No data available



Horse/Jockey Name	World Atlas
Final Rank	10
Fastest Section Time (Section)	0:10.88 (Overall)
Top Speed [km/h] (Section)	63.0 (600m)
Race State	Finished



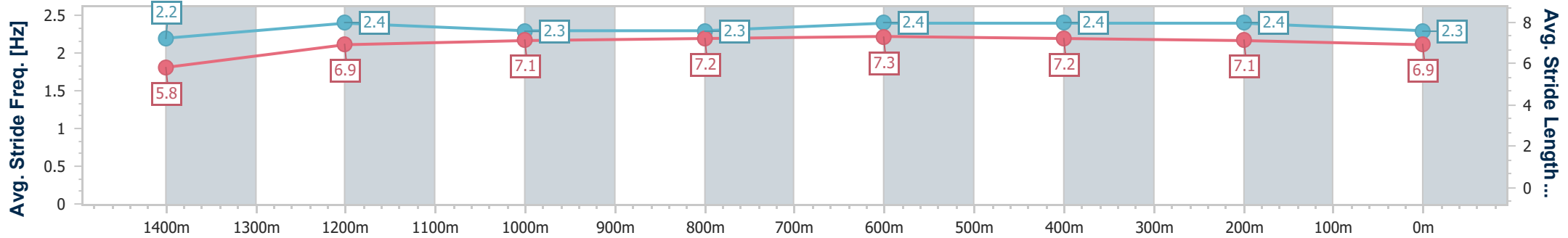
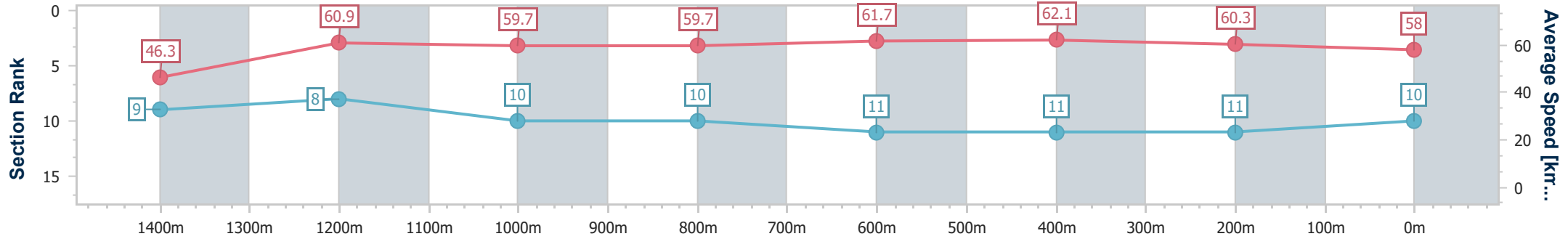
Aquis Park Gold Coast Poly QLD Professional
Race 7: VEOLIA REMEDIATION SERVICES BENCHMARK 55
Handicap - 1540m



14 September 2024 - 16:23

Track Rating: Synthetic, Weather: Fine, Rail Position: True

Section	Overall	1400m	1200m	1000m	800m	600m	400m	200m
Section Times	1:34.81 [10] (0:10.88)	1:23.93 [9] (0:11.87)	1:12.06 [8] (0:12.06)	1:00.00 [10] (0:12.06)	0:47.94 [10] (0:11.74)	0:36.20 [11] (0:11.74)	0:24.46 [11] (0:12.00)	0:12.46 [11] (0:12.46)
Average Speed [km/h]	46.3	60.9	59.7	59.7	61.7	62.1	60.3	58.0
Top Speed [km/h]	58.5	62.8	60.6	61.1	62.1	63.0	62.5	58.5
Avg. Dist. to Rail [m]	1.7	0.6	0.9	0.6	1.0	1.9	2.5	3.9
Avg. Stride Freq. [Hz]	2.2	2.4	2.3	2.3	2.4	2.4	2.4	2.3
Avg. Stride Length [m]	5.8	6.9	7.1	7.2	7.3	7.2	7.1	6.9



- [] Ranking at each section and finish
- .-.- No data available at this section
- NA No data available



Horse/Jockey Name	Avoid The Misstres
Final Rank	11
Fastest Section Time (Section)	0:10.91 (Overall)
Top Speed [km/h] (Section)	63.4 (1400m)
Race State	Finished



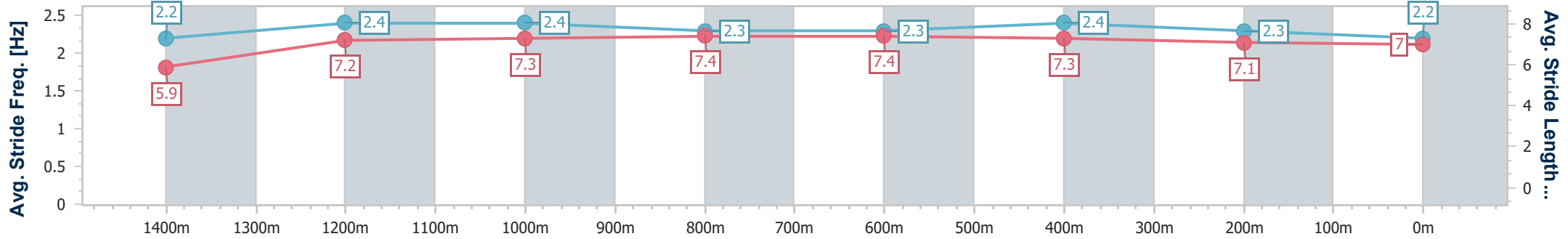
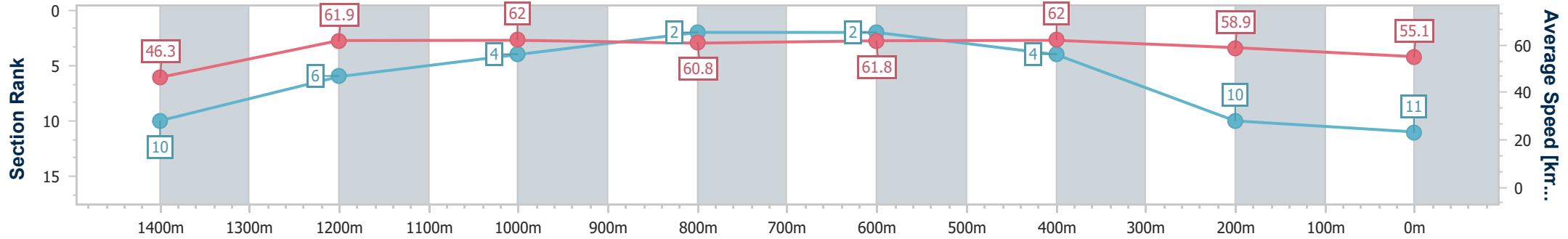
Aquis Park Gold Coast Poly QLD Professional
Race 7: VEOLIA REMEDIATION SERVICES BENCHMARK 55
Handicap - 1540m



14 September 2024 - 16:23

Track Rating: Synthetic, Weather: Fine, Rail Position: True

Section	Overall	1400m	1200m	1000m	800m	600m	400m	200m
Section Times	1:35.14 [11] (0:10.91)	1:24.23 [10] (0:11.72)	1:12.51 [6] (0:11.61)	1:00.90 [4] (0:11.92)	0:48.98 [2] (0:11.76)	0:37.22 [2] (0:11.77)	0:25.45 [4] (0:12.38)	0:13.07 [10] (0:13.07)
Average Speed [km/h]	46.3	61.9	62.0	60.8	61.8	62.0	58.9	55.1
Top Speed [km/h]	61.3	63.4	62.9	61.6	62.5	63.1	61.3	56.8
Avg. Dist. to Rail [m]	2.5	1.1	3.1	2.7	1.8	2.5	7.0	9.9
Avg. Stride Freq. [Hz]	2.2	2.4	2.4	2.3	2.3	2.4	2.3	2.2
Avg. Stride Length [m]	5.9	7.2	7.3	7.4	7.4	7.3	7.1	7.0



- [] Ranking at each section and finish
- .-.- No data available at this section
- NA No data available



Horse/Jockey Name	Sierra De Gredos
Final Rank	2147483647
Fastest Section Time (Section)	0:10.71 (Overall)
Top Speed [km/h] (Section)	62.4 (1200m)
Race State	DidNotFinish



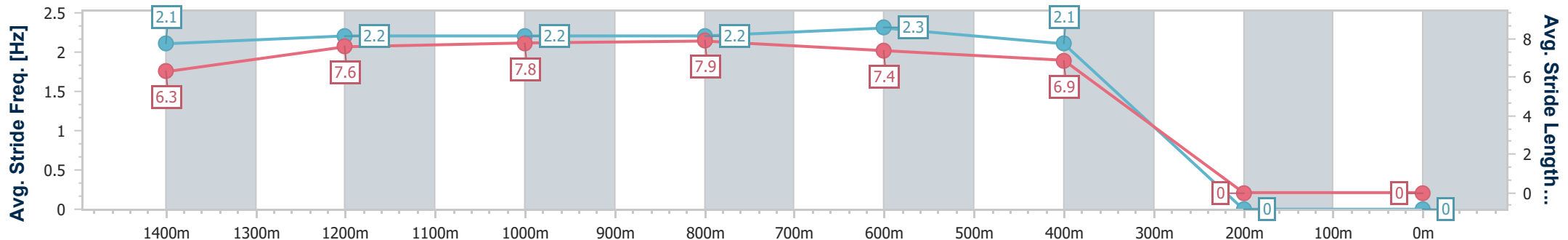
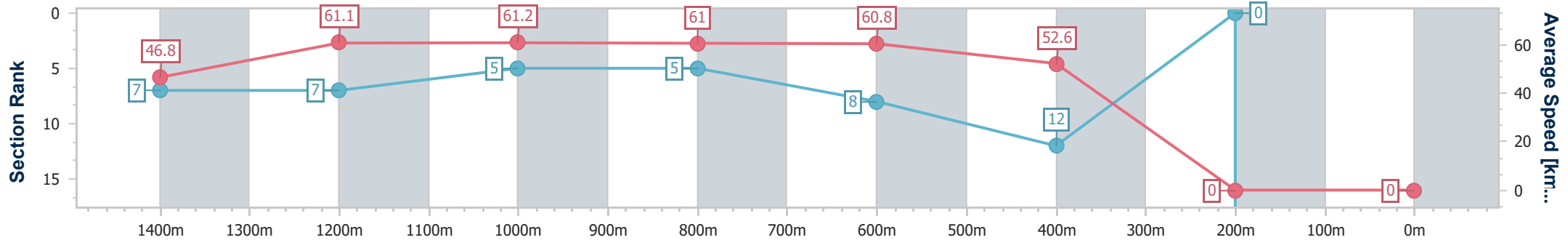
Aquis Park Gold Coast Poly QLD Professional
Race 7: VEOLIA REMEDIATION SERVICES BENCHMARK 55
Handicap - 1540m



14 September 2024 - 16:23

Track Rating: Synthetic, Weather: Fine, Rail Position: True

Section	Overall	1400m	1200m	1000m	800m	600m	400m	200m				
Section Times	0:00.00 [2147483647 1 (0:10.71)	0:00.00 [7] (0:11.99)	0:00.00 [7] (0:11.72)	0:00.00 [5] (0:12.01)	0:00.00 [5] (0:12.04)	0:00.00 [8] (0:13.96)	-:--:--	-:--:--				
Average Speed [km/h]	46.8	61.1	61.2	61.0	60.8	52.6	0.0	0.0				
Top Speed [km/h]	49.7	61.6	62.4	62.2	62.2	61.3	--:--	--:--				
Avg. Dist. to Rail [m]	3.6	2.0	4.2	4.0	3.0	4.0	0.0	0.0				
Avg. Stride Freq. [Hz]	2.1	2.2	2.2	2.2	2.3	2.1	--:--	--:--				
Avg. Stride Length [m]	6.3	7.6	7.8	7.9	7.4	6.9	--:--	--:--				



- [] Ranking at each section and finish
- :--:-- No data available at this section
- NA No data available

[] Ranking at each section and finish
-:-:- No data available at this section
NA No data available