



Doomben QLD Professional

Race 6: XXXX GOLD BENCHMARK 65 Handicap - 1110m

11 September 2024 - 15:29



BRISBANE
RACING CLUB

Track Rating: Good 4, Weather: Overcast, Rail Position: +9.5m Entire

Section		Overall	1000m	800m	600m	400m	200m	Last 600m					
Field Times		1:03.24 (0:08.34)	0:54.90 (0:10.97)	0:43.93 (0:10.91)	0:33.02 (0:11.03)	0:21.99 (0:10.59)	0:11.40 (0:11.40)	0:33.02					
Rank	TAB Horse/Jockey	Barrier	Top Speed [km/h]	Fastest Section							Margin	Distance Travelled [m]	
1	6 RICH MINX Ryan Maloney	1	69.8 400m	0:08.34 Overall	1:03.24 [1] (0:08.34)	0:54.90 [1] (0:10.97)	0:43.93 [1] (0:10.91)	0:33.02 [1] (0:11.03)	0:21.99 [1] (0:10.59)	0:11.40 [1] (0:11.40)	1:03.24	0:33.02	
2	2 THE ASTRONOMER Tahlia Fenlon	4	68.5 400m	0:08.54 Overall	1:03.92 [2] (0:08.54)	0:55.38 [2] (0:10.90)	0:44.48 [2] (0:10.95)	0:33.53 [2] (0:11.11)	0:22.42 [2] (0:10.79)	0:11.63 [2] (0:11.63)	3.97L	0:33.53	+4
3	5 REMLAPS ANGEL Tiffani Brooker	2	69.0 400m	0:08.70 Overall	1:03.96 [3] (0:08.70)	0:55.26 [4] (0:10.88)	0:44.38 [3] (0:10.94)	0:33.44 [3] (0:11.17)	0:22.27 [4] (0:10.69)	0:11.58 [3] (0:11.58)	4.22L	0:33.44	+2
4	9 JOJO RABBIT Nikita Beriman	5	67.5 400m	0:08.67 Overall	1:04.09 [4] (0:08.67)	0:55.42 [3] (0:11.13)	0:44.29 [4] (0:10.92)	0:33.37 [4] (0:10.96)	0:22.41 [3] (0:10.86)	0:11.55 [4] (0:11.55)	4.99L	0:33.37	+3
5	7 ROSE NOIR Angela Jones	11	68.3 400m	0:08.95 Overall	1:04.13 [5] (0:08.95)	0:55.18 [6] (0:11.08)	0:44.10 [7] (0:10.96)	0:33.14 [7] (0:11.09)	0:22.05 [7] (0:10.74)	0:11.31 [7] (0:11.31)	5.23L	0:33.14	+6
6	1 KEMI ZABI Emily Lang	6	67.5 400m	0:09.01 Overall	1:04.18 [6] (0:09.01)	0:55.17 [7] (0:10.94)	0:44.23 [6] (0:10.92)	0:33.31 [6] (0:11.04)	0:22.27 [6] (0:10.85)	0:11.42 [6] (0:11.42)	5.49L	0:33.31	+4
7	4 MIXED SPICE Taylor Marshall	3	66.9 800m	0:08.80 Overall	1:04.20 [7] (0:08.80)	0:55.40 [5] (0:11.10)	0:44.30 [5] (0:10.89)	0:33.41 [5] (0:11.04)	0:22.37 [5] (0:10.91)	0:11.46 [5] (0:11.46)	5.62L	0:33.41	+1
8	11 KUZCO LAD Melea Castle	8	67.2 600m	0:09.18 Overall	1:04.91 [8] (0:09.18)	0:55.73 [8] (0:11.12)	0:44.61 [8] (0:10.89)	0:33.72 [8] (0:10.97)	0:22.75 [8] (0:11.03)	0:11.72 [8] (0:11.72)	9.81L	0:33.72	-1

Scratched: Magic Island (#8), Tiger Tie (#10), Helikedempretty (#3)

[] Ranking at each section and finish
 -:-:- No data available at this section
 NA No data available

SCN Saddle cloth number
 DNF Did not finish
 DNT Did not track



Horse/Jockey Name	Rich Minx
Final Rank	1
Fastest Section Time (Section)	0:08.34 (Overall)
Top Speed [km/h] (Section)	69.8 (400m)
Race State	Finished



Doomben QLD Professional

Race 6: XXXX GOLD BENCHMARK 65 Handicap - 1110m

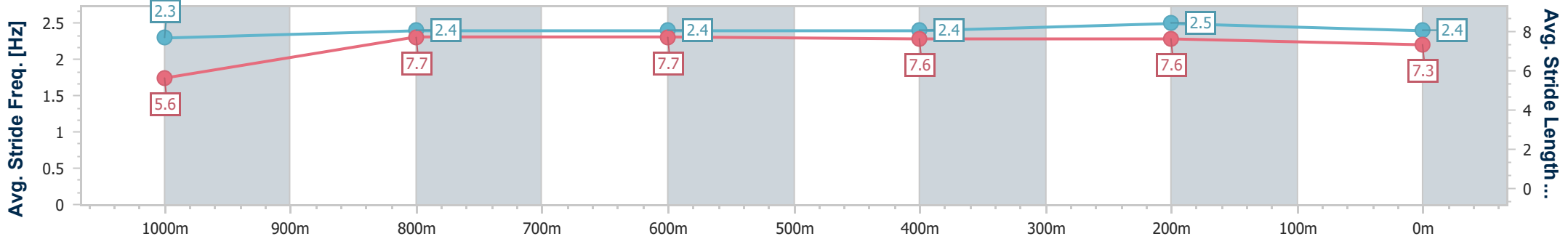
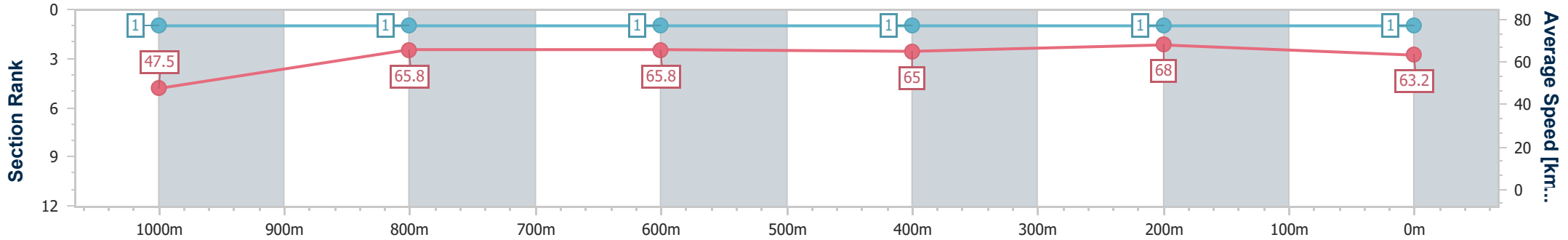
11 September 2024 - 15:29

Track Rating: Good 4, Weather: Overcast, Rail Position: +9.5m Entire



BRISBANE RACING CLUB

Section	Overall	1000m	800m	600m	400m	200m
Section Times	1:03.24 [1] (0:08.34)	0:54.90 [1] (0:10.97)	0:43.93 [1] (0:10.91)	0:33.02 [1] (0:11.03)	0:21.99 [1] (0:10.59)	0:11.40 [1] (0:11.40)
Average Speed [km/h]	47.5	65.8	65.8	65.0	68.0	63.2
Top Speed [km/h]	64.9	66.5	66.2	66.4	69.8	66.7
Avg. Dist. to Rail [m]	0.8	0.3	0.3	0.3	1.1	3.5
Avg. Stride Freq. [Hz]	2.3	2.4	2.4	2.4	2.5	2.4
Avg. Stride Length [m]	5.6	7.7	7.7	7.6	7.6	7.3



- [] Ranking at each section and finish
- .-.- No data available at this section
- NA No data available



Horse/Jockey Name	The Astronomer
Final Rank	2
Fastest Section Time (Section)	0:08.54 (Overall)
Top Speed [km/h] (Section)	68.5 (400m)
Race State	Finished



Doomben QLD Professional

Race 6: XXXX GOLD BENCHMARK 65 Handicap - 1110m

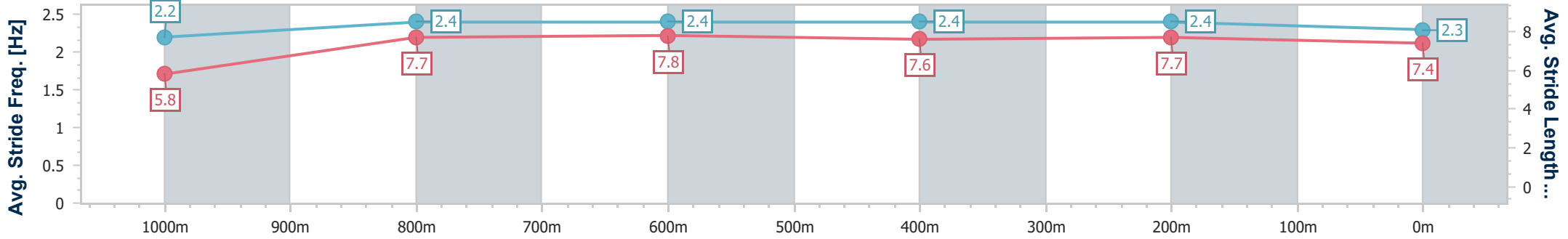
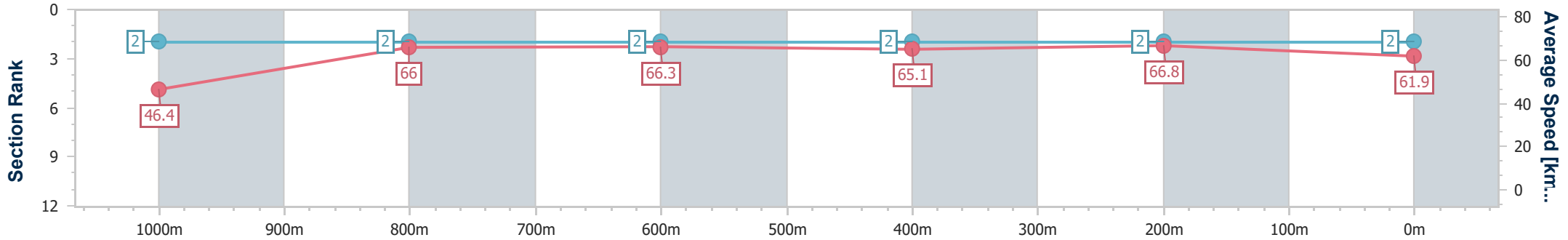
11 September 2024 - 15:29

Track Rating: Good 4, Weather: Overcast, Rail Position: +9.5m Entire



BRISBANE RACING CLUB

Section	Overall	1000m	800m	600m	400m	200m
Section Times	1:03.92 [2] (0:08.54)	0:55.38 [2] (0:10.90)	0:44.48 [2] (0:10.95)	0:33.53 [2] (0:11.11)	0:22.42 [2] (0:10.79)	0:11.63 [2] (0:11.63)
Average Speed [km/h]	46.4	66.0	66.3	65.1	66.8	61.9
Top Speed [km/h]	63.4	67.0	66.6	66.6	68.5	66.1
Avg. Dist. to Rail [m]	1.4	0.4	1.7	1.3	0.6	0.6
Avg. Stride Freq. [Hz]	2.2	2.4	2.4	2.4	2.4	2.3
Avg. Stride Length [m]	5.8	7.7	7.8	7.6	7.7	7.4



- [] Ranking at each section and finish
- .-.- No data available at this section
- NA No data available



Horse/Jockey Name	Remlaps Angel
Final Rank	3
Fastest Section Time (Section)	0:08.70 (Overall)
Top Speed [km/h] (Section)	69.0 (400m)
Race State	Finished



Doomben QLD Professional

Race 6: XXXX GOLD BENCHMARK 65 Handicap - 1110m

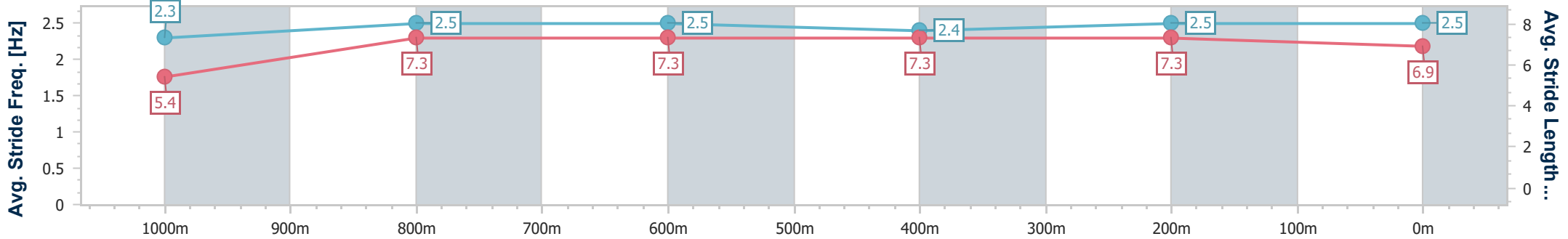
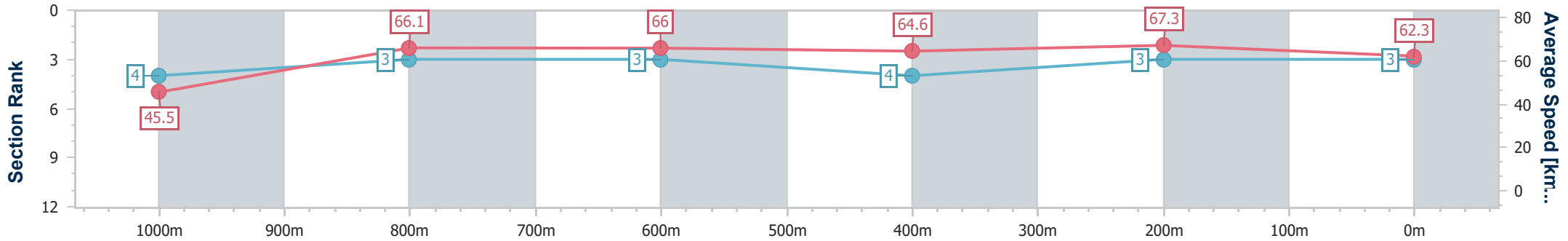
11 September 2024 - 15:29

Track Rating: Good 4, Weather: Overcast, Rail Position: +9.5m Entire



BRISBANE RACING CLUB

Section	Overall	1000m	800m	600m	400m	200m
Section Times	1:03.96 [3] (0:08.70)	0:55.26 [4] (0:10.88)	0:44.38 [3] (0:10.94)	0:33.44 [3] (0:11.17)	0:22.27 [4] (0:10.69)	0:11.58 [3] (0:11.58)
Average Speed [km/h]	45.5	66.1	66.0	64.6	67.3	62.3
Top Speed [km/h]	65.2	66.8	66.9	66.9	69.0	66.0
Avg. Dist. to Rail [m]	1.2	0.3	0.4	0.8	1.1	0.6
Avg. Stride Freq. [Hz]	2.3	2.5	2.5	2.4	2.5	2.5
Avg. Stride Length [m]	5.4	7.3	7.3	7.3	7.3	6.9



- [] Ranking at each section and finish
- .-.- No data available at this section
- NA No data available



Horse/Jockey Name	Jojo Rabbit
Final Rank	4
Fastest Section Time (Section)	0:08.67 (Overall)
Top Speed [km/h] (Section)	67.5 (400m)
Race State	Finished



Doomben QLD Professional

Race 6: XXXX GOLD BENCHMARK 65 Handicap - 1110m

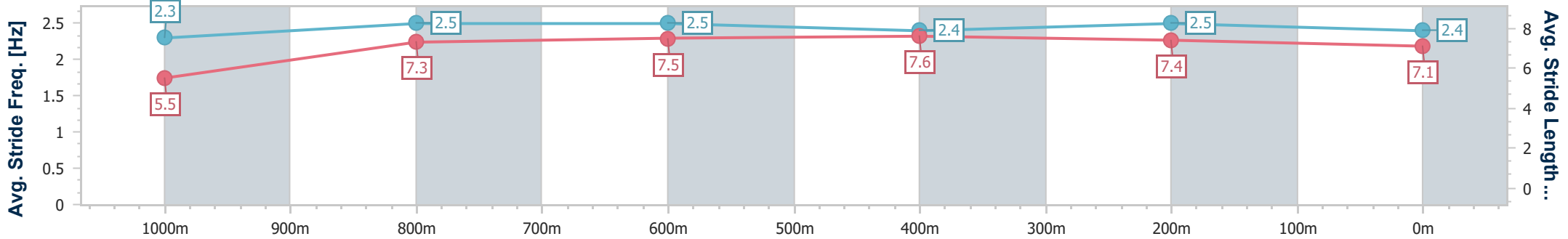
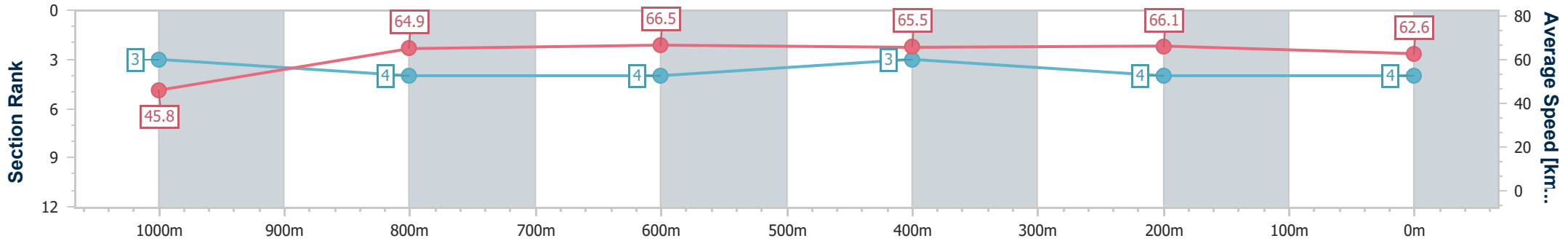
11 September 2024 - 15:29

Track Rating: Good 4, Weather: Overcast, Rail Position: +9.5m Entire



BRISBANE RACING CLUB

Section	Overall	1000m	800m	600m	400m	200m
Section Times	1:04.09 [4] (0:08.67)	0:55.42 [3] (0:11.13)	0:44.29 [4] (0:10.92)	0:33.37 [4] (0:10.96)	0:22.41 [3] (0:10.86)	0:11.55 [4] (0:11.55)
Average Speed [km/h]	45.8	64.9	66.5	65.5	66.1	62.6
Top Speed [km/h]	63.4	66.4	67.3	66.7	67.5	66.1
Avg. Dist. to Rail [m]	3.8	2.4	0.9	0.3	1.1	1.1
Avg. Stride Freq. [Hz]	2.3	2.5	2.5	2.4	2.5	2.4
Avg. Stride Length [m]	5.5	7.3	7.5	7.6	7.4	7.1



- [] Ranking at each section and finish
- .-.- No data available at this section
- NA No data available



Horse/Jockey Name	Rose Noir
Final Rank	5
Fastest Section Time (Section)	0:08.95 (Overall)
Top Speed [km/h] (Section)	68.3 (400m)
Race State	Finished



Doomben QLD Professional

Race 6: XXXX GOLD BENCHMARK 65 Handicap - 1110m

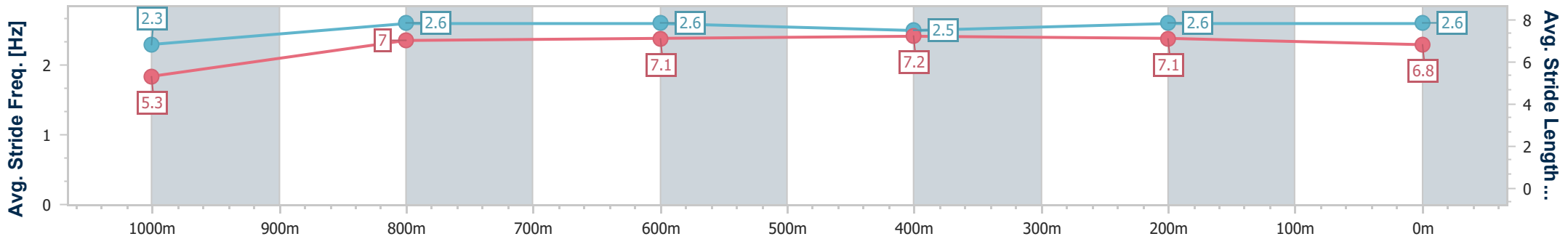
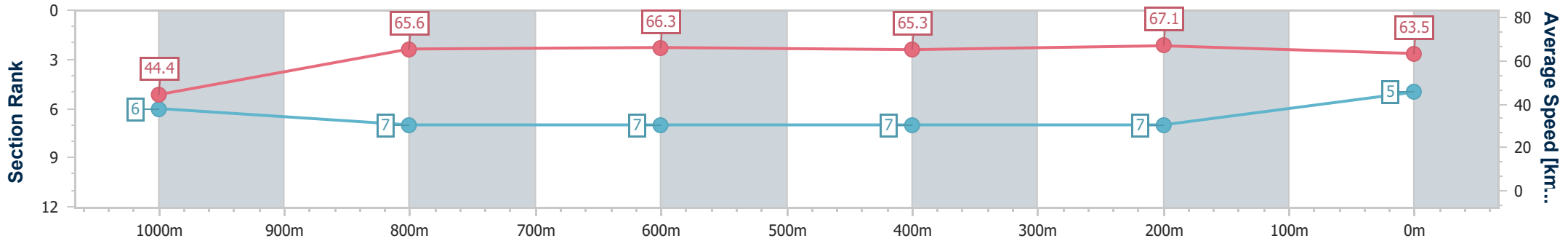
11 September 2024 - 15:29

Track Rating: Good 4, Weather: Overcast, Rail Position: +9.5m Entire



BRISBANE RACING CLUB

Section	Overall	1000m	800m	600m	400m	200m
Section Times	1:04.13 [5] (0:08.95)	0:55.18 [6] (0:11.08)	0:44.10 [7] (0:10.96)	0:33.14 [7] (0:11.09)	0:22.05 [7] (0:10.74)	0:11.31 [7] (0:11.31)
Average Speed [km/h]	44.4	65.6	66.3	65.3	67.1	63.5
Top Speed [km/h]	61.3	67.1	67.4	67.4	68.3	66.8
Avg. Dist. to Rail [m]	6.2	2.9	1.3	1.3	1.1	2.3
Avg. Stride Freq. [Hz]	2.3	2.6	2.6	2.5	2.6	2.6
Avg. Stride Length [m]	5.3	7.0	7.1	7.2	7.1	6.8



- [] Ranking at each section and finish
- .-.- No data available at this section
- NA No data available



Horse/Jockey Name	Kemi Zabi
Final Rank	6
Fastest Section Time (Section)	0:09.01 (Overall)
Top Speed [km/h] (Section)	67.5 (400m)
Race State	Finished

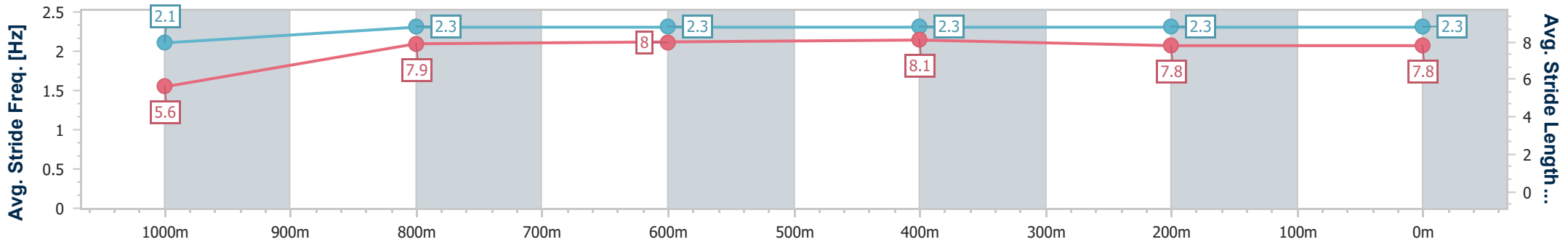
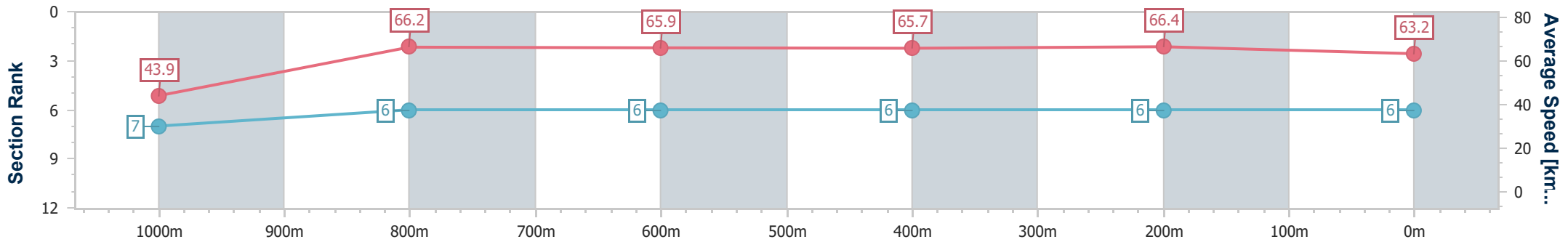


Doomben QLD Professional
Race 6: XXXX GOLD BENCHMARK 65 Handicap - 1110m
 11 September 2024 - 15:29
 Track Rating: Good 4, Weather: Overcast, Rail Position: +9.5m Entire



BRISBANE
 RACING CLUB

Section	Overall	1000m	800m	600m	400m	200m
Section Times	1:04.18 [6] (0:09.01)	0:55.17 [7] (0:10.94)	0:44.23 [6] (0:10.92)	0:33.31 [6] (0:11.04)	0:22.27 [6] (0:10.85)	0:11.42 [6] (0:11.42)
Average Speed [km/h]	43.9	66.2	65.9	65.7	66.4	63.2
Top Speed [km/h]	62.7	67.0	66.7	66.3	67.5	66.0
Avg. Dist. to Rail [m]	4.1	0.9	0.9	1.0	2.0	3.4
Avg. Stride Freq. [Hz]	2.1	2.3	2.3	2.3	2.3	2.3
Avg. Stride Length [m]	5.6	7.9	8.0	8.1	7.8	7.8



- [] Ranking at each section and finish
- .-.- No data available at this section
- NA No data available



Horse/Jockey Name	Mixed Spice
Final Rank	7
Fastest Section Time (Section)	0:08.80 (Overall)
Top Speed [km/h] (Section)	66.9 (800m)
Race State	Finished



Doomben QLD Professional

Race 6: XXXX GOLD BENCHMARK 65 Handicap - 1110m

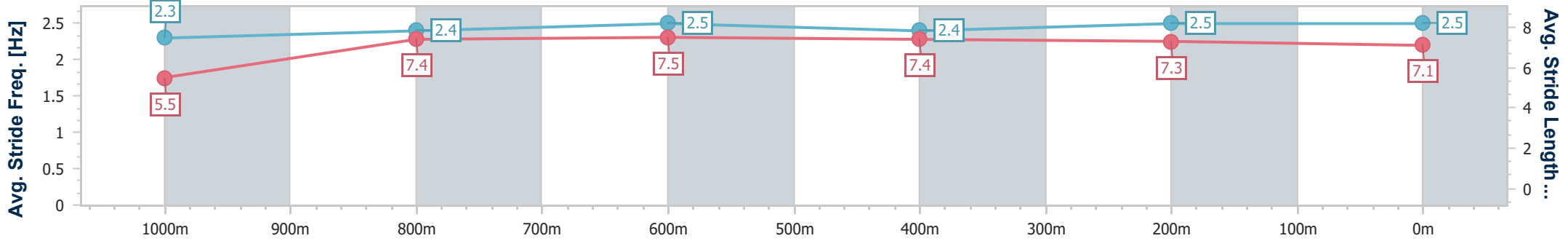
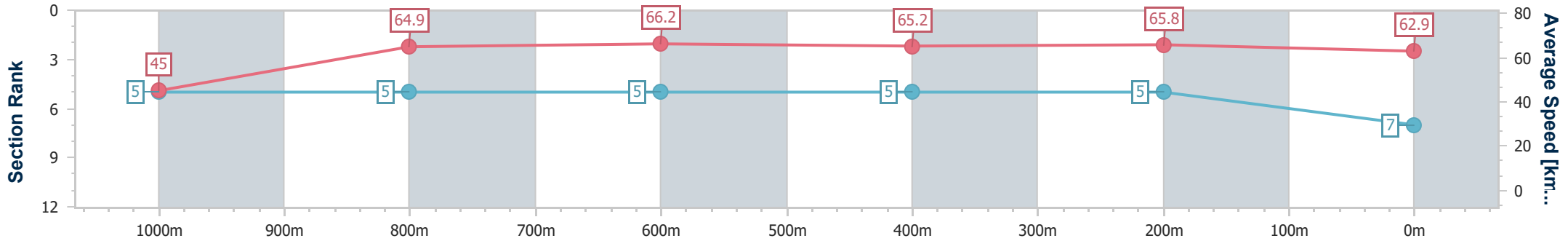
11 September 2024 - 15:29

Track Rating: Good 4, Weather: Overcast, Rail Position: +9.5m Entire



BRISBANE RACING CLUB

Section	Overall	1000m	800m	600m	400m	200m
Section Times	1:04.20 [7] (0:08.80)	0:55.40 [5] (0:11.10)	0:44.30 [5] (0:10.89)	0:33.41 [5] (0:11.04)	0:22.37 [5] (0:10.91)	0:11.46 [5] (0:11.46)
Average Speed [km/h]	45.0	64.9	66.2	65.2	65.8	62.9
Top Speed [km/h]	63.3	66.0	66.9	66.1	66.4	65.2
Avg. Dist. to Rail [m]	2.7	0.8	0.5	0.5	0.5	0.7
Avg. Stride Freq. [Hz]	2.3	2.4	2.5	2.4	2.5	2.5
Avg. Stride Length [m]	5.5	7.4	7.5	7.4	7.3	7.1



- [] Ranking at each section and finish
- .-.- No data available at this section
- NA No data available



Horse/Jockey Name	Kuzco Lad
Final Rank	8
Fastest Section Time (Section)	0:09.18 (Overall)
Top Speed [km/h] (Section)	67.2 (600m)
Race State	Finished



Doomben QLD Professional

Race 6: XXXX GOLD BENCHMARK 65 Handicap - 1110m

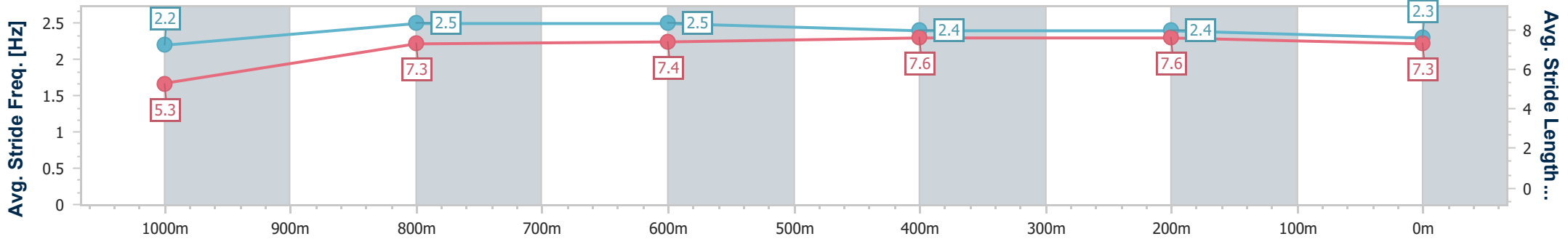
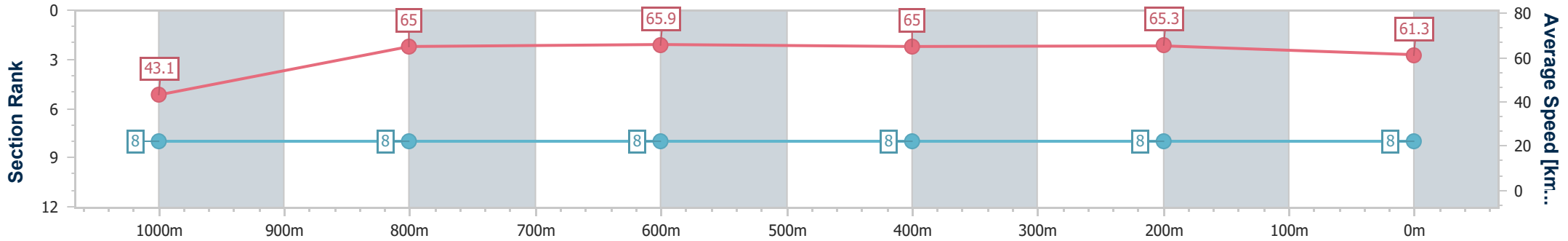
11 September 2024 - 15:29

Track Rating: Good 4, Weather: Overcast, Rail Position: +9.5m Entire



BRISBANE RACING CLUB

Section	Overall	1000m	800m	600m	400m	200m
Section Times	1:04.91 [8] (0:09.18)	0:55.73 [8] (0:11.12)	0:44.61 [8] (0:10.89)	0:33.72 [8] (0:10.97)	0:22.75 [8] (0:11.03)	0:11.72 [8] (0:11.72)
Average Speed [km/h]	43.1	65.0	65.9	65.0	65.3	61.3
Top Speed [km/h]	63.1	66.1	66.9	67.2	66.2	63.9
Avg. Dist. to Rail [m]	5.0	0.6	1.0	1.2	1.2	2.4
Avg. Stride Freq. [Hz]	2.2	2.5	2.5	2.4	2.4	2.3
Avg. Stride Length [m]	5.3	7.3	7.4	7.6	7.6	7.3



- [] Ranking at each section and finish
- .-.- No data available at this section
- NA No data available