



Doomben QLD Professional

Race 1: THE GIBSON Maiden Plate - 1110m

11 September 2024 - 12:34



BRISBANE
RACING CLUB

Track Rating: Good 4, Weather: Overcast, Rail Position: +9.5m Entire

Section		Field Times											
		Overall	1000m	800m	600m	400m	200m	Last 600m					
		1:04.32 (0:08.44)	0:55.88 (0:10.63)	0:45.25 (0:11.47)	0:33.78 (0:11.52)	0:22.26 (0:10.96)	0:11.30 (0:11.30)	0:33.78					
Rank	TAB Horse/Jockey	Barrier	Top Speed [km/h]	Fastest Section								Margin	Distance Travelled [m]
1	7 SULTRY SIREN Martin Harley	1	68.9 1000m	0:08.66 Overall	1:04.32 [1] (0:08.66)	0:55.66 [5] (0:10.78)	0:44.88 [3] (0:11.53)	0:33.35 [4] (0:11.20)	0:22.15 [3] (0:10.85)	0:11.30 [1] (0:11.30)	1:04.32	0:33.35	
2	5 ICED CHOCOLATE Ryan Maloney	3	68.8 400m	0:08.63 Overall	1:04.33 [2] (0:08.63)	0:55.70 [3] (0:10.89)	0:44.81 [4] (0:11.44)	0:33.37 [3] (0:11.38)	0:21.99 [4] (0:10.75)	0:11.24 [3] (0:11.24)	0.09L	0:33.37	+0
3	6 IVY DEXSTRESS Emily Lang	9	68.5 400m	0:08.66 Overall	1:04.52 [3] (0:08.66)	0:55.86 [4] (0:10.98)	0:44.88 [6] (0:11.50)	0:33.38 [7] (0:11.38)	0:22.00 [6] (0:10.78)	0:11.22 [4] (0:11.22)	1.21L	0:33.38	+6
4	12 VIALE Jake Bayliss	7	69.7 1000m	0:08.44 Overall	1:04.55 [4] (0:08.44)	0:56.11 [1] (0:10.73)	0:45.38 [2] (0:11.53)	0:33.85 [2] (0:11.45)	0:22.40 [2] (0:10.91)	0:11.49 [2] (0:11.49)	1.39L	0:33.85	+5
5	17 ZOUGO BOSS Nikita Beriman	8	67.6 1000m	0:08.76 Overall	1:04.99 [5] (0:08.76)	0:56.23 [6] (0:10.84)	0:45.39 [5] (0:11.46)	0:33.93 [5] (0:11.44)	0:22.49 [5] (0:10.94)	0:11.55 [5] (0:11.55)	3.96L	0:33.93	+1
6	3 STARSONUS James Orman	6	68.8 400m	0:09.07 Overall	1:04.99 [6] (0:09.07)	0:55.92 [10] (0:11.06)	0:44.86 [10] (0:11.48)	0:33.38 [10] (0:11.57)	0:21.81 [10] (0:10.73)	0:11.08 [9] (0:11.08)	3.96L	0:33.38	+1
7	13 TURN THE CORNER Angela Jones	11	67.9 1000m	0:09.47 Overall	1:05.13 [7] (0:09.47)	0:55.66 [11] (0:10.83)	0:44.83 [11] (0:11.36)	0:33.47 [11] (0:11.54)	0:21.93 [11] (0:10.82)	0:11.11 [10] (0:11.11)	4.8L	0:33.47	-3
8	2 SPIRITED SON Cejay Graham	4	67.5 1000m	0:09.01 Overall	1:05.49 [8] (0:09.01)	0:56.48 [8] (0:10.92)	0:45.56 [9] (0:11.45)	0:34.11 [9] (0:11.47)	0:22.64 [8] (0:11.01)	0:11.63 [7] (0:11.63)	6.91L	0:34.11	-2
9	1 ELEVEN BLACK Jag Guthmann-Chester	10	67.0 800m	0:08.79 Overall	1:05.64 [9] (0:08.79)	0:56.85 [7] (0:11.00)	0:45.85 [7] (0:11.32)	0:34.53 [6] (0:11.58)	0:22.95 [7] (0:11.18)	0:11.77 [8] (0:11.77)	7.78L	0:34.53	+7
10	8 CALL SIGN Nozi Tomizawa	5	68.2 1000m	0:09.04 Overall	1:05.97 [10] (0:09.04)	0:56.93 [9] (0:10.77)	0:46.16 [8] (0:11.45)	0:34.71 [8] (0:11.61)	0:23.10 [9] (0:11.18)	0:11.92 [11] (0:11.92)	9.76L	0:34.71	+3

Scratched: Angelic Boom (#4), Shaque D'amour (#10), Podium Star (#9), Evoleus (#15), Scripted (#11), Zelezny (#14), Behind The Scenes (#18)



Doomben QLD Professional
Race 1: THE GIBSON Maiden Plate - 1110m
11 September 2024 - 12:34



Track Rating: Good 4, Weather: Overcast, Rail Position: +9.5m Entire

Section		Overall	1000m	800m	600m	400m	200m	Last 600m	
Field Times		1:04.32 (0:08.44)	0:55.88 (0:10.63)	0:45.25 (0:11.47)	0:33.78 (0:11.52)	0:22.26 (0:10.96)	0:11.30 (0:11.30)	0:33.78	

Rank	TAB	Horse/Jockey	Barrier	Top Speed [km/h]	Fastest Section	Overall	1000m	800m	600m	400m	200m	Margin	Distance Travelled [m]	
11	16	ROTHAFELLA	2	69.3	0:08.47	1:06.03 [11]	0:57.56 [2]	0:46.96 [1]	0:35.49 [1]	0:23.97 [1]	0:12.54 [6]	10.09L	0:35.49	+2
		Yvette Lewis		1000m	Overall	(0:08.47)	(0:10.60)	(0:11.47)	(0:11.52)	(0:11.43)	(0:12.54)			

Scratched: Angelic Boom (#4), Shaque D'amour (#10), Podium Star (#9), Evoleus (#15), Scripted (#11), Zelezny (#14), Behind The Scenes (#18)

[] Ranking at each section and finish
 -:-:- No data available at this section
 NA No data available

SCN Saddle cloth number
 DNF Did not finish
 DNT Did not track



Horse/Jockey Name	Sultry Siren
Final Rank	1
Fastest Section Time (Section)	0:08.66 (Overall)
Top Speed [km/h] (Section)	68.9 (1000m)
Race State	Finished



Doomben QLD Professional

Race 1: THE GIBSON Maiden Plate - 1110m

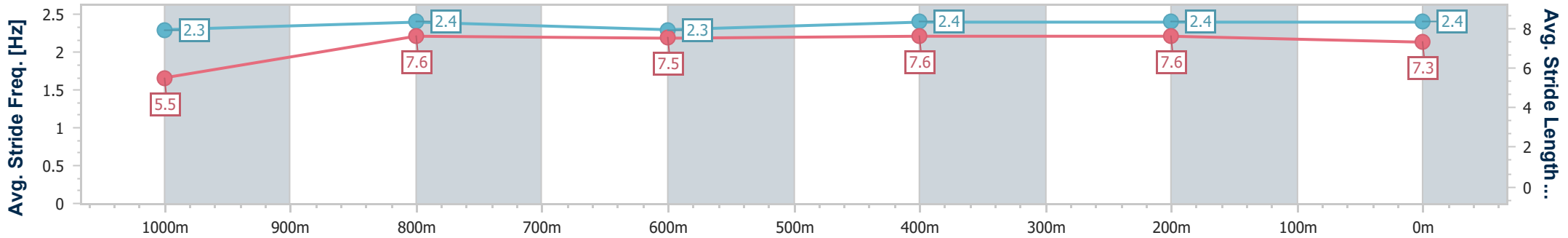
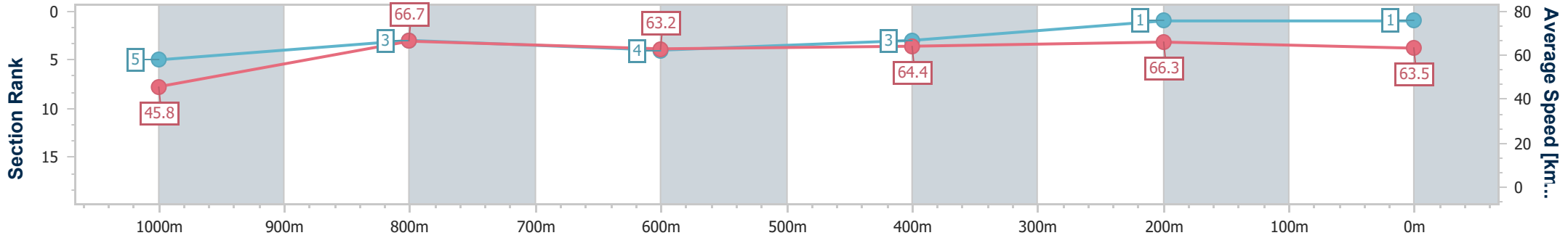
11 September 2024 - 12:34

Track Rating: Good 4, Weather: Overcast, Rail Position: +9.5m Entire



BRISBANE RACING CLUB

Section	Overall	1000m	800m	600m	400m	200m
Section Times	1:04.32 [1] (0:08.66)	0:55.66 [5] (0:10.78)	0:44.88 [3] (0:11.53)	0:33.35 [4] (0:11.20)	0:22.15 [3] (0:10.85)	0:11.30 [1] (0:11.30)
Average Speed [km/h]	45.8	66.7	63.2	64.4	66.3	63.5
Top Speed [km/h]	65.6	68.9	64.3	64.8	68.0	68.1
Avg. Dist. to Rail [m]	0.6	0.7	2.2	0.9	0.7	0.7
Avg. Stride Freq. [Hz]	2.3	2.4	2.3	2.4	2.4	2.4
Avg. Stride Length [m]	5.5	7.6	7.5	7.6	7.6	7.3



- [] Ranking at each section and finish
- .-.- No data available at this section
- NA No data available



Horse/Jockey Name	Iced Chocolate
Final Rank	2
Fastest Section Time (Section)	0:08.63 (Overall)
Top Speed [km/h] (Section)	68.8 (400m)
Race State	Finished



Doomben QLD Professional

Race 1: THE GIBSON Maiden Plate - 1110m

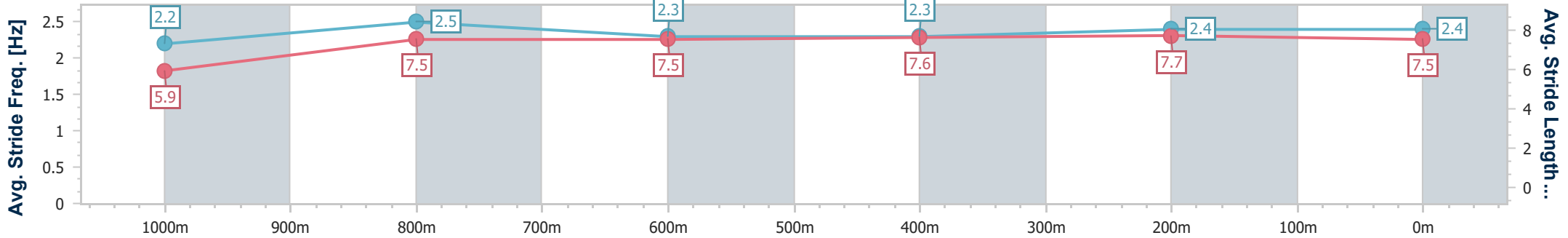
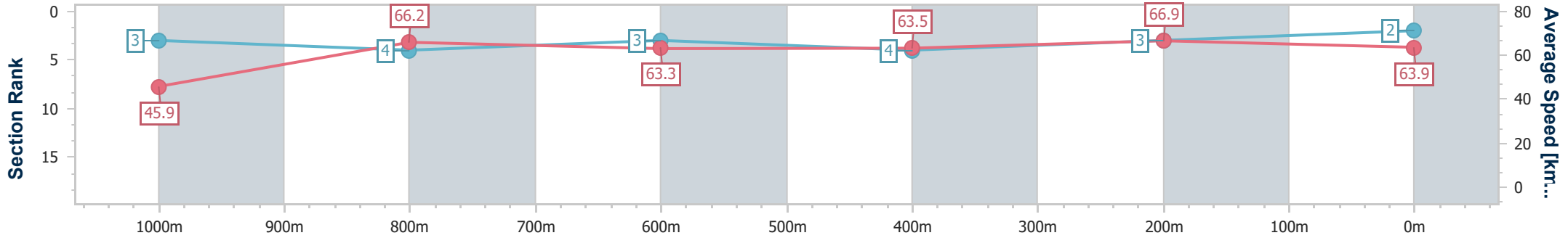
11 September 2024 - 12:34

Track Rating: Good 4, Weather: Overcast, Rail Position: +9.5m Entire



BRISBANE RACING CLUB

Section	Overall	1000m	800m	600m	400m	200m
Section Times	1:04.33 [2] (0:08.63)	0:55.70 [3] (0:10.89)	0:44.81 [4] (0:11.44)	0:33.37 [3] (0:11.38)	0:21.99 [4] (0:10.75)	0:11.24 [3] (0:11.24)
Average Speed [km/h]	45.9	66.2	63.3	63.5	66.9	63.9
Top Speed [km/h]	66.8	68.0	65.1	64.2	68.8	66.2
Avg. Dist. to Rail [m]	2.3	1.0	1.0	0.8	1.1	0.6
Avg. Stride Freq. [Hz]	2.2	2.5	2.3	2.3	2.4	2.4
Avg. Stride Length [m]	5.9	7.5	7.5	7.6	7.7	7.5



- [] Ranking at each section and finish
- .-.- No data available at this section
- NA No data available



Horse/Jockey Name	Ivy Dextress
Final Rank	3
Fastest Section Time (Section)	0:08.66 (Overall)
Top Speed [km/h] (Section)	68.5 (400m)
Race State	Finished



Doomben QLD Professional

Race 1: THE GIBSON Maiden Plate - 1110m

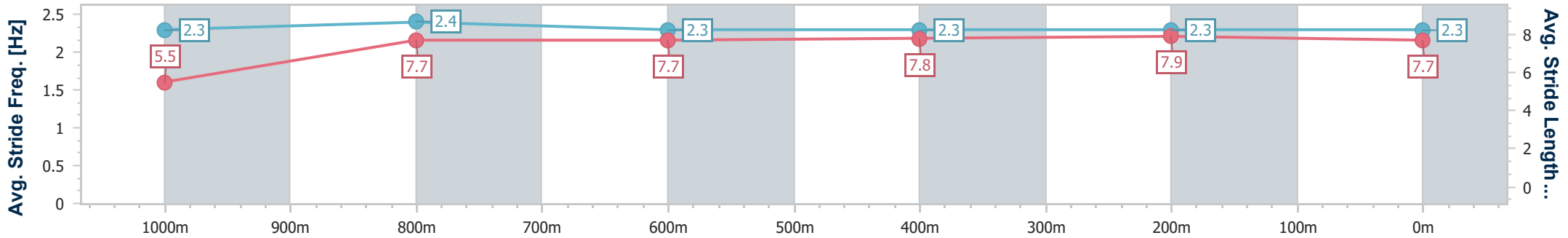
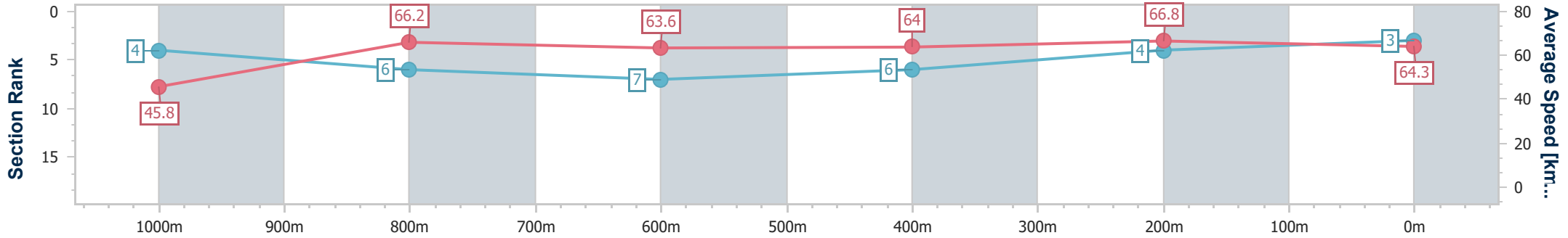
11 September 2024 - 12:34

Track Rating: Good 4, Weather: Overcast, Rail Position: +9.5m Entire



BRISBANE RACING CLUB

Section	Overall	1000m	800m	600m	400m	200m
Section Times	1:04.52 [3] (0:08.66)	0:55.86 [4] (0:10.98)	0:44.88 [6] (0:11.50)	0:33.38 [7] (0:11.38)	0:22.00 [6] (0:10.78)	0:11.22 [4] (0:11.22)
Average Speed [km/h]	45.8	66.2	63.6	64.0	66.8	64.3
Top Speed [km/h]	64.5	67.7	64.8	64.9	68.5	67.7
Avg. Dist. to Rail [m]	7.8	3.3	2.7	2.2	3.4	4.9
Avg. Stride Freq. [Hz]	2.3	2.4	2.3	2.3	2.3	2.3
Avg. Stride Length [m]	5.5	7.7	7.7	7.8	7.9	7.7



- [] Ranking at each section and finish
- .-.- No data available at this section
- NA No data available



Horse/Jockey Name	Viale
Final Rank	4
Fastest Section Time (Section)	0:08.44 (Overall)
Top Speed [km/h] (Section)	69.7 (1000m)
Race State	Finished



Doomben QLD Professional

Race 1: THE GIBSON Maiden Plate - 1110m

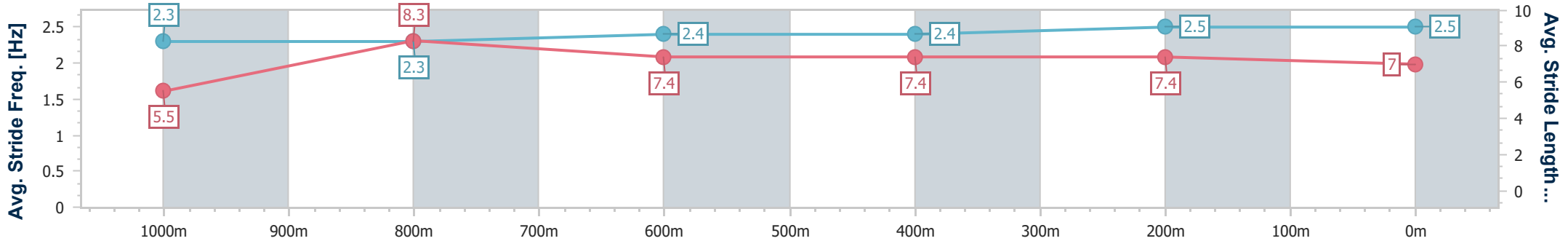
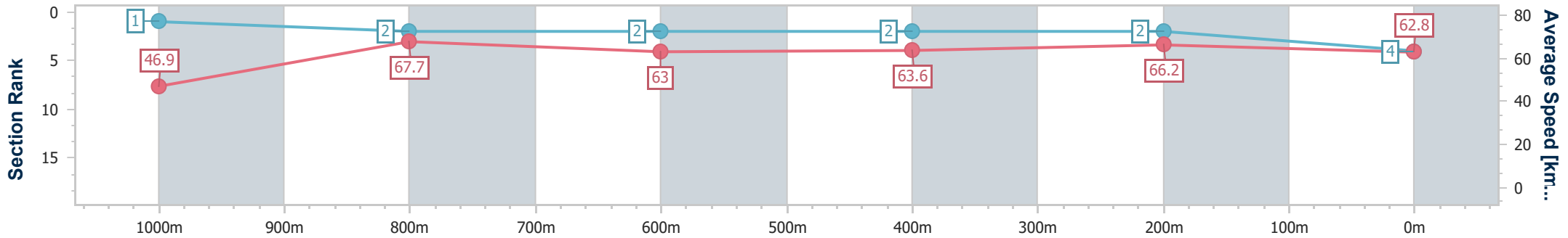
11 September 2024 - 12:34

Track Rating: Good 4, Weather: Overcast, Rail Position: +9.5m Entire



BRISBANE RACING CLUB

Section	Overall	1000m	800m	600m	400m	200m
Section Times	1:04.55 [4] (0:08.44)	0:56.11 [1] (0:10.73)	0:45.38 [2] (0:11.53)	0:33.85 [2] (0:11.45)	0:22.40 [2] (0:10.91)	0:11.49 [2] (0:11.49)
Average Speed [km/h]	46.9	67.7	63.0	63.6	66.2	62.8
Top Speed [km/h]	67.8	69.7	65.4	64.8	68.1	66.7
Avg. Dist. to Rail [m]	5.1	2.6	2.5	1.9	2.3	1.9
Avg. Stride Freq. [Hz]	2.3	2.3	2.4	2.4	2.5	2.5
Avg. Stride Length [m]	5.5	8.3	7.4	7.4	7.4	7.0



- [] Ranking at each section and finish
- .-.-.- No data available at this section
- NA No data available



Horse/Jockey Name	Zougo Boss
Final Rank	5
Fastest Section Time (Section)	0:08.76 (Overall)
Top Speed [km/h] (Section)	67.6 (1000m)
Race State	Finished



Doomben QLD Professional

Race 1: THE GIBSON Maiden Plate - 1110m

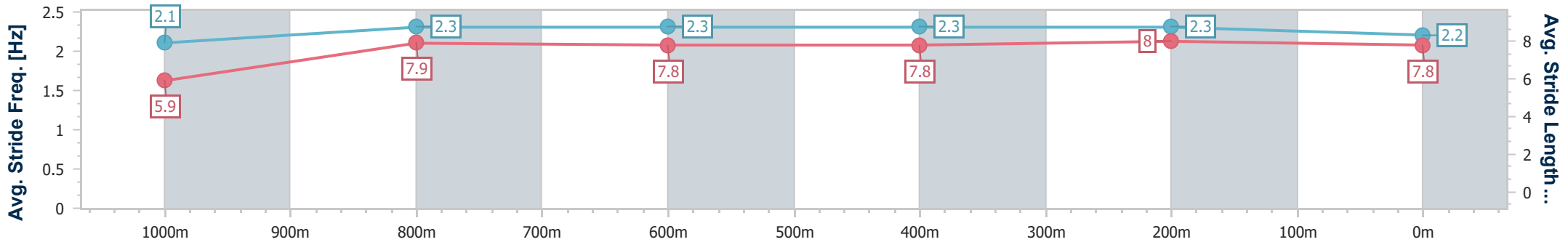
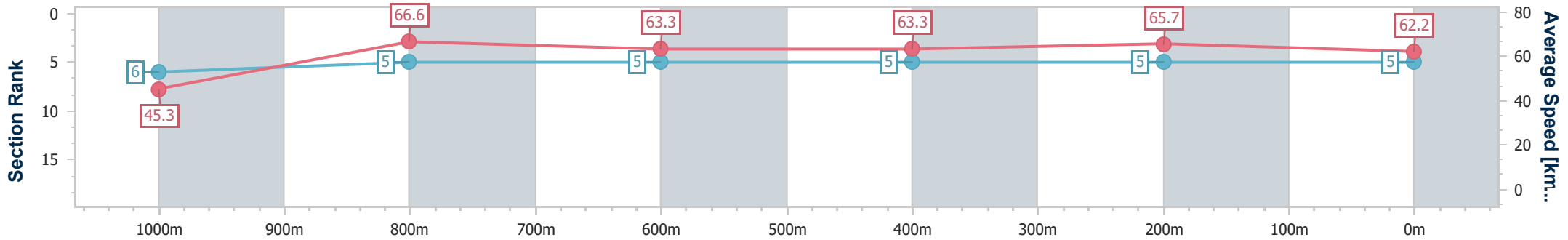
11 September 2024 - 12:34

Track Rating: Good 4, Weather: Overcast, Rail Position: +9.5m Entire



BRISBANE RACING CLUB

Section	Overall	1000m	800m	600m	400m	200m
Section Times	1:04.99 [5] (0:08.76)	0:56.23 [6] (0:10.84)	0:45.39 [5] (0:11.46)	0:33.93 [5] (0:11.44)	0:22.49 [5] (0:10.94)	0:11.55 [5] (0:11.55)
Average Speed [km/h]	45.3	66.6	63.3	63.3	65.7	62.2
Top Speed [km/h]	65.5	67.6	65.4	64.0	67.2	65.8
Avg. Dist. to Rail [m]	5.5	0.5	1.8	1.7	1.2	0.6
Avg. Stride Freq. [Hz]	2.1	2.3	2.3	2.3	2.3	2.2
Avg. Stride Length [m]	5.9	7.9	7.8	7.8	8.0	7.8



- [] Ranking at each section and finish
- .-.- No data available at this section
- NA No data available



Horse/Jockey Name	Starsonus
Final Rank	6
Fastest Section Time (Section)	0:09.07 (Overall)
Top Speed [km/h] (Section)	68.8 (400m)
Race State	Finished



Doomben QLD Professional

Race 1: THE GIBSON Maiden Plate - 1110m

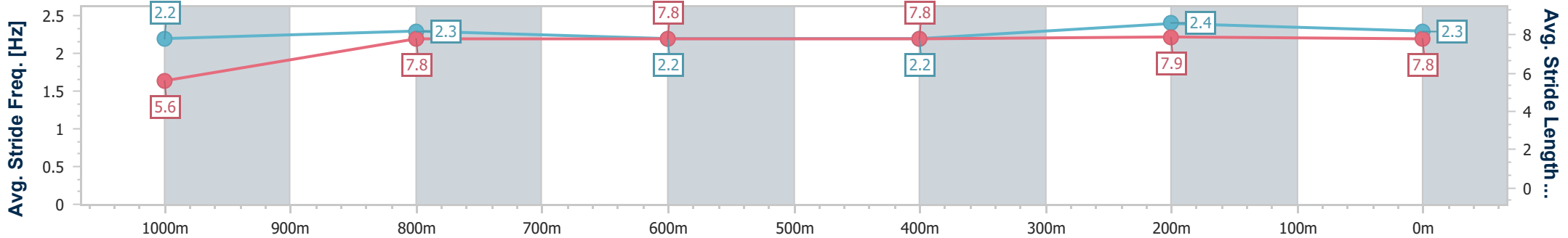
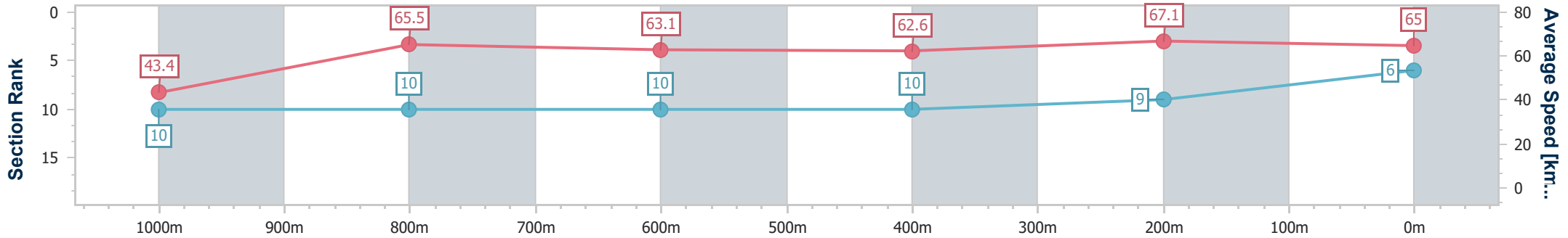
11 September 2024 - 12:34

Track Rating: Good 4, Weather: Overcast, Rail Position: +9.5m Entire



BRISBANE RACING CLUB

Section	Overall	1000m	800m	600m	400m	200m
Section Times	1:04.99 [6] (0:09.07)	0:55.92 [10] (0:11.06)	0:44.86 [10] (0:11.48)	0:33.38 [10] (0:11.57)	0:21.81 [10] (0:10.73)	0:11.08 [9] (0:11.08)
Average Speed [km/h]	43.4	65.5	63.1	62.6	67.1	65.0
Top Speed [km/h]	64.6	67.0	64.5	64.7	68.8	67.2
Avg. Dist. to Rail [m]	4.0	1.9	0.5	1.0	2.4	4.5
Avg. Stride Freq. [Hz]	2.2	2.3	2.2	2.2	2.4	2.3
Avg. Stride Length [m]	5.6	7.8	7.8	7.8	7.9	7.8



- [] Ranking at each section and finish
- .-.- No data available at this section
- NA No data available



Horse/Jockey Name	Turn The Corner
Final Rank	7
Fastest Section Time (Section)	0:09.47 (Overall)
Top Speed [km/h] (Section)	67.9 (1000m)
Race State	Finished



Doomben QLD Professional

Race 1: THE GIBSON Maiden Plate - 1110m

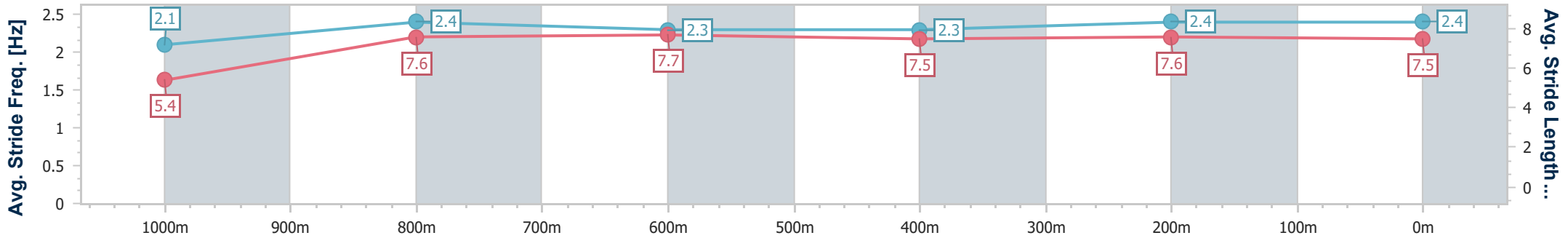
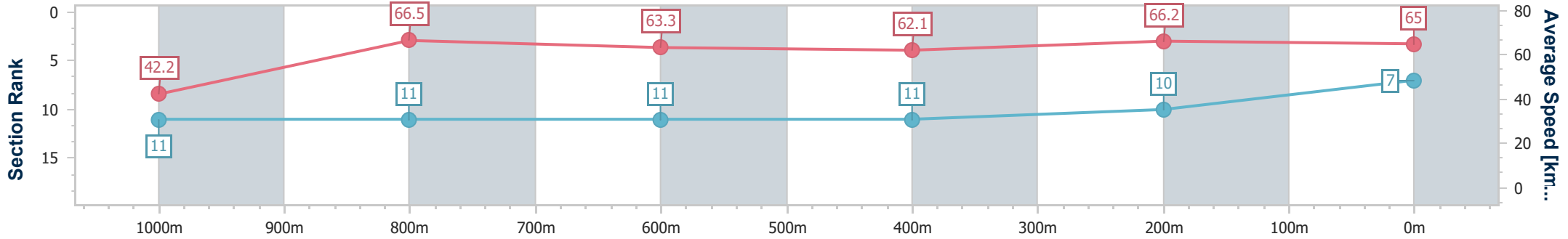
11 September 2024 - 12:34

Track Rating: Good 4, Weather: Overcast, Rail Position: +9.5m Entire



BRISBANE RACING CLUB

Section	Overall	1000m	800m	600m	400m	200m
Section Times	1:05.13 [7] (0:09.47)	0:55.66 [11] (0:10.83)	0:44.83 [11] (0:11.36)	0:33.47 [11] (0:11.54)	0:21.93 [11] (0:10.82)	0:11.11 [10] (0:11.11)
Average Speed [km/h]	42.2	66.5	63.3	62.1	66.2	65.0
Top Speed [km/h]	63.8	67.9	66.4	65.2	67.6	67.4
Avg. Dist. to Rail [m]	6.1	0.4	0.2	0.6	1.2	0.7
Avg. Stride Freq. [Hz]	2.1	2.4	2.3	2.3	2.4	2.4
Avg. Stride Length [m]	5.4	7.6	7.7	7.5	7.6	7.5



- [] Ranking at each section and finish
- .-.- No data available at this section
- NA No data available



Horse/Jockey Name	Spirited Son
Final Rank	8
Fastest Section Time (Section)	0:09.01 (Overall)
Top Speed [km/h] (Section)	67.5 (1000m)
Race State	Finished



Doomben QLD Professional

Race 1: THE GIBSON Maiden Plate - 1110m

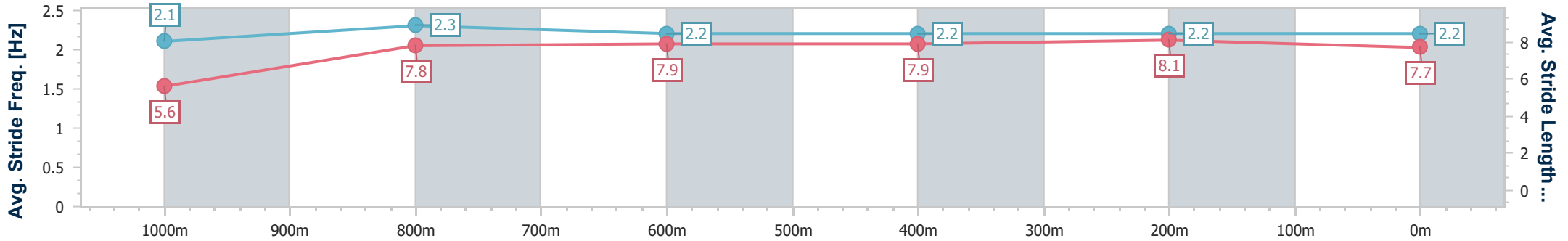
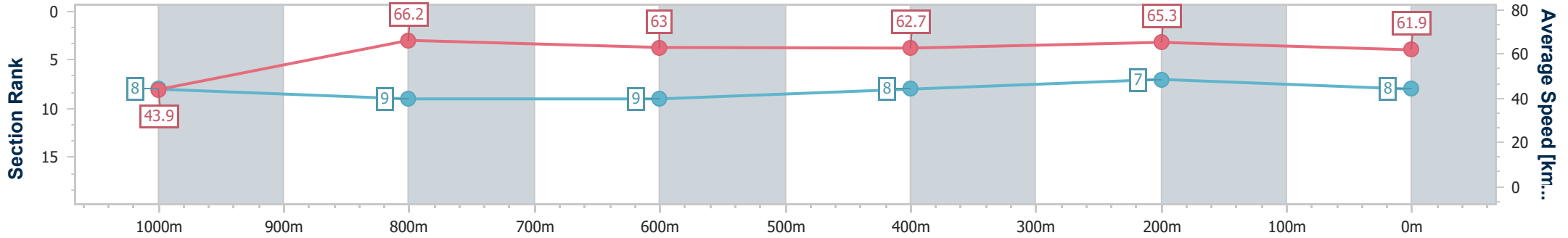
11 September 2024 - 12:34

Track Rating: Good 4, Weather: Overcast, Rail Position: +9.5m Entire



BRISBANE RACING CLUB

Section	Overall	1000m	800m	600m	400m	200m
Section Times	1:05.49 [8] (0:09.01)	0:56.48 [8] (0:10.92)	0:45.56 [9] (0:11.45)	0:34.11 [9] (0:11.47)	0:22.64 [8] (0:11.01)	0:11.63 [7] (0:11.63)
Average Speed [km/h]	43.9	66.2	63.0	62.7	65.3	61.9
Top Speed [km/h]	63.7	67.5	64.6	64.7	65.9	64.8
Avg. Dist. to Rail [m]	2.7	0.4	0.2	0.3	0.8	1.4
Avg. Stride Freq. [Hz]	2.1	2.3	2.2	2.2	2.2	2.2
Avg. Stride Length [m]	5.6	7.8	7.9	7.9	8.1	7.7



- [] Ranking at each section and finish
- .-.- No data available at this section
- NA No data available



Horse/Jockey Name	Eleven Black
Final Rank	9
Fastest Section Time (Section)	0:08.79 (Overall)
Top Speed [km/h] (Section)	67.0 (800m)
Race State	Finished



Doomben QLD Professional

Race 1: THE GIBSON Maiden Plate - 1110m

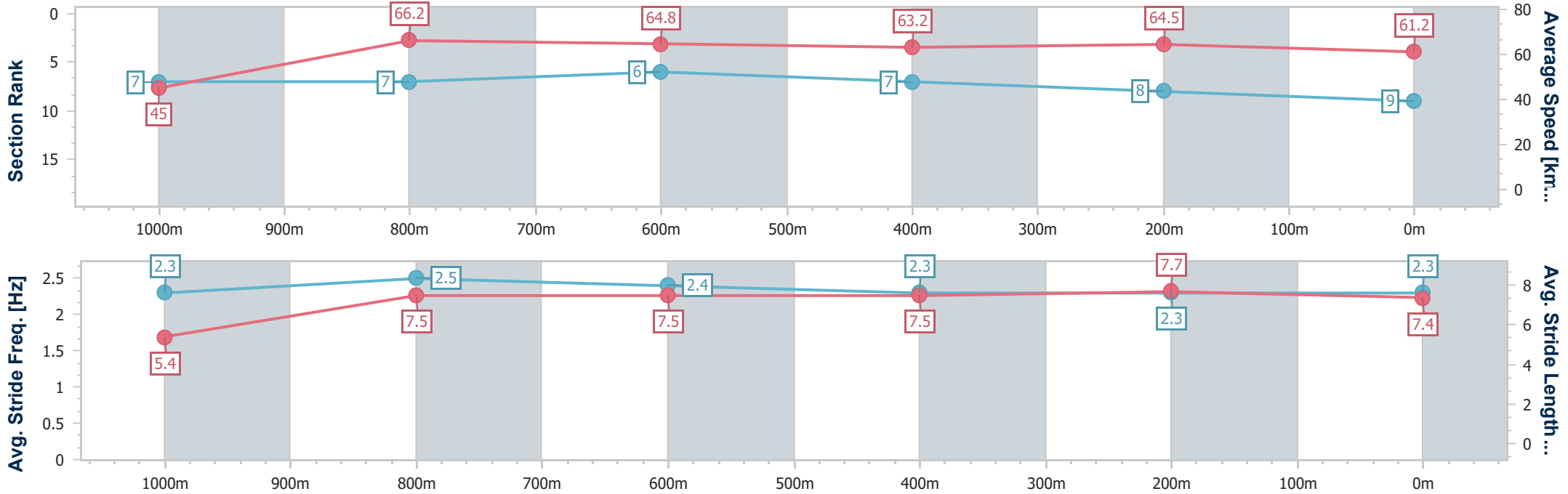
11 September 2024 - 12:34

Track Rating: Good 4, Weather: Overcast, Rail Position: +9.5m Entire



BRISBANE RACING CLUB

Section	Overall	1000m	800m	600m	400m	200m
Section Times	1:05.64 [9] (0:08.79)	0:56.85 [7] (0:11.00)	0:45.85 [7] (0:11.32)	0:34.53 [6] (0:11.58)	0:22.95 [7] (0:11.18)	0:11.77 [8] (0:11.77)
Average Speed [km/h]	45.0	66.2	64.8	63.2	64.5	61.2
Top Speed [km/h]	65.1	66.6	67.0	64.6	65.8	63.4
Avg. Dist. to Rail [m]	8.1	3.7	3.6	2.5	2.0	3.7
Avg. Stride Freq. [Hz]	2.3	2.5	2.4	2.3	2.3	2.3
Avg. Stride Length [m]	5.4	7.5	7.5	7.5	7.7	7.4



- [] Ranking at each section and finish
- .-.- No data available at this section
- NA No data available



Horse/Jockey Name	Call Sign
Final Rank	10
Fastest Section Time (Section)	0:09.04 (Overall)
Top Speed [km/h] (Section)	68.2 (1000m)
Race State	Finished



Doomben QLD Professional

Race 1: THE GIBSON Maiden Plate - 1110m

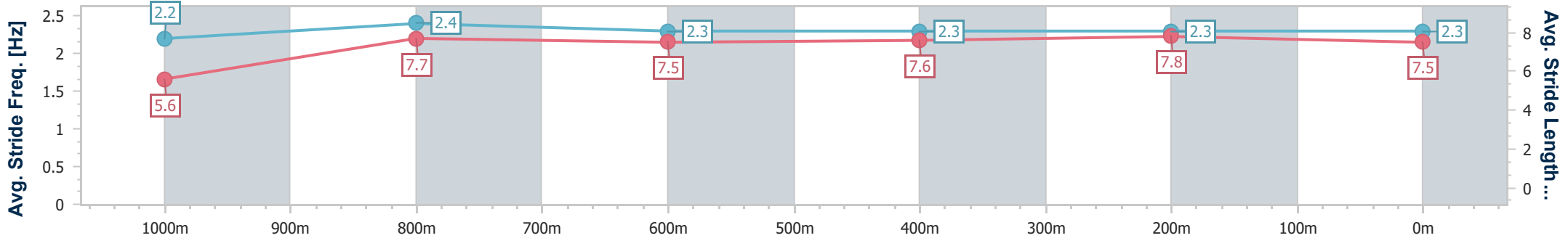
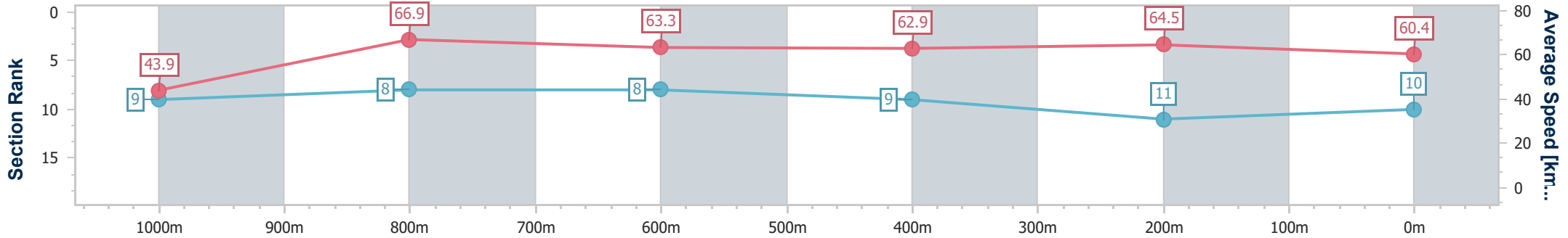
11 September 2024 - 12:34

Track Rating: Good 4, Weather: Overcast, Rail Position: +9.5m Entire



BRISBANE RACING CLUB

Section	Overall	1000m	800m	600m	400m	200m
Section Times	1:05.97 [10] (0:09.04)	0:56.93 [9] (0:10.77)	0:46.16 [8] (0:11.45)	0:34.71 [8] (0:11.61)	0:23.10 [9] (0:11.18)	0:11.92 [11] (0:11.92)
Average Speed [km/h]	43.9	66.9	63.3	62.9	64.5	60.4
Top Speed [km/h]	63.6	68.2	65.7	64.9	65.7	62.5
Avg. Dist. to Rail [m]	3.5	0.8	1.3	1.8	2.2	4.3
Avg. Stride Freq. [Hz]	2.2	2.4	2.3	2.3	2.3	2.3
Avg. Stride Length [m]	5.6	7.7	7.5	7.6	7.8	7.5



- [] Ranking at each section and finish
- .-.- No data available at this section
- NA No data available



Horse/Jockey Name	Rothafella
Final Rank	11
Fastest Section Time (Section)	0:08.47 (Overall)
Top Speed [km/h] (Section)	69.3 (1000m)
Race State	Finished



Doomben QLD Professional

Race 1: THE GIBSON Maiden Plate - 1110m

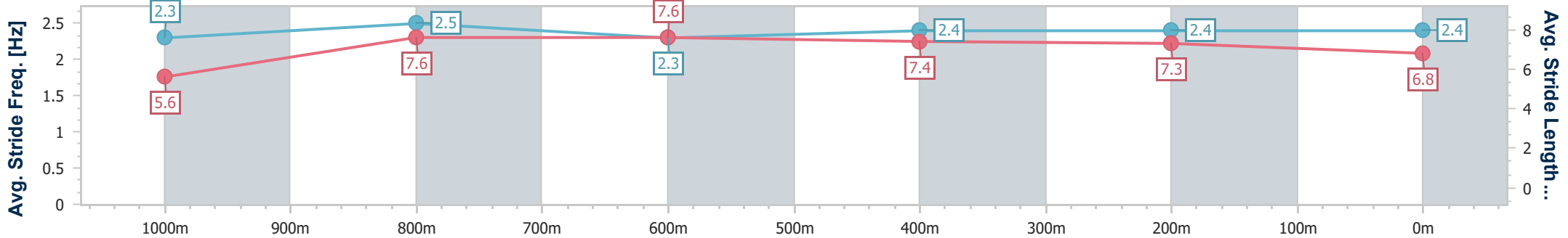
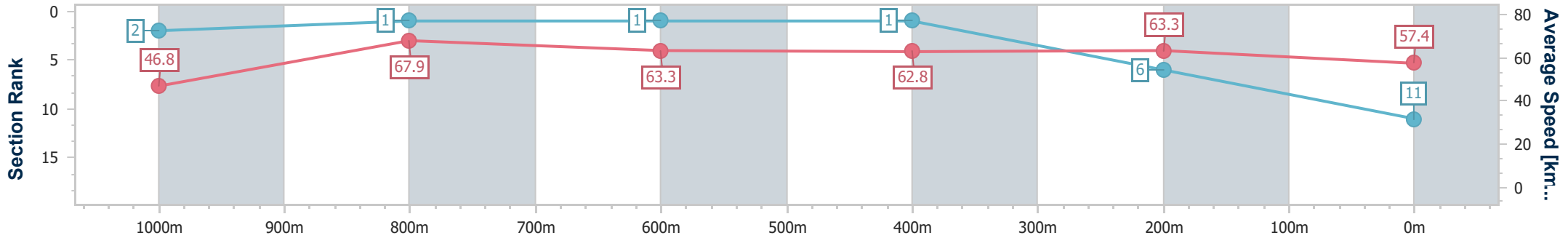
11 September 2024 - 12:34

Track Rating: Good 4, Weather: Overcast, Rail Position: +9.5m Entire



BRISBANE RACING CLUB

Section	Overall	1000m	800m	600m	400m	200m
Section Times	1:06.03 [11] (0:08.47)	0:57.56 [2] (0:10.60)	0:46.96 [1] (0:11.47)	0:35.49 [1] (0:11.52)	0:23.97 [1] (0:11.43)	0:12.54 [6] (0:12.54)
Average Speed [km/h]	46.8	67.9	63.3	62.8	63.3	57.4
Top Speed [km/h]	67.1	69.3	65.4	63.4	65.1	62.4
Avg. Dist. to Rail [m]	1.5	0.5	1.4	1.5	2.2	2.6
Avg. Stride Freq. [Hz]	2.3	2.5	2.3	2.4	2.4	2.4
Avg. Stride Length [m]	5.6	7.6	7.6	7.4	7.3	6.8



- [] Ranking at each section and finish
- .-.- No data available at this section
- NA No data available