



# Doomben QLD Professional

## Race 1: THE GIBSON Maiden Plate - 1110m

11 September 2024 - 12:34



BRISBANE  
RACING CLUB

Track Rating: Good 4, Weather: Overcast, Rail Position: +9.5m Entire

Section		Field Times											
		Overall	1000m	800m	600m	400m	200m	Last 600m					
		1:04.32 (0:08.44)	0:55.88 (0:10.63)	0:45.25 (0:11.47)	0:33.78 (0:11.52)	0:22.26 (0:10.96)	0:11.30 (0:11.30)	0:33.78					
Rank	TAB Horse/Jockey	Barrier	Top Speed [km/h]	Fastest Section								Margin	Distance Travelled [m]
1	7 <b>SULTRY SIREN</b> Martin Harley	1	68.9 1000m	0:08.66 Overall	1:04.32 [1] (0:08.66)	0:55.66 [5] (0:10.78)	0:44.88 [3] (0:11.53)	0:33.35 [4] (0:11.20)	0:22.15 [3] (0:10.85)	0:11.30 [1] (0:11.30)	1:04.32	0:33.35	
2	5 <b>ICED CHOCOLATE</b> Ryan Maloney	3	68.8 400m	0:08.63 Overall	1:04.33 [2] (0:08.63)	0:55.70 [3] (0:10.89)	0:44.81 [4] (0:11.44)	0:33.37 [3] (0:11.38)	0:21.99 [4] (0:10.75)	0:11.24 [3] (0:11.24)	0.09L	0:33.37	+0
3	6 <b>IVY DEXSTRESS</b> Emily Lang	9	68.5 400m	0:08.66 Overall	1:04.52 [3] (0:08.66)	0:55.86 [4] (0:10.98)	0:44.88 [6] (0:11.50)	0:33.38 [7] (0:11.38)	0:22.00 [6] (0:10.78)	0:11.22 [4] (0:11.22)	1.21L	0:33.38	+6
4	12 <b>VIALE</b> Jake Bayliss	7	69.7 1000m	0:08.44 Overall	1:04.55 [4] (0:08.44)	0:56.11 [1] (0:10.73)	0:45.38 [2] (0:11.53)	0:33.85 [2] (0:11.45)	0:22.40 [2] (0:10.91)	0:11.49 [2] (0:11.49)	1.39L	0:33.85	+5
5	17 <b>ZOUGO BOSS</b> Nikita Beriman	8	67.6 1000m	0:08.76 Overall	1:04.99 [5] (0:08.76)	0:56.23 [6] (0:10.84)	0:45.39 [5] (0:11.46)	0:33.93 [5] (0:11.44)	0:22.49 [5] (0:10.94)	0:11.55 [5] (0:11.55)	3.96L	0:33.93	+1
6	3 <b>STARSONUS</b> James Orman	6	68.8 400m	0:09.07 Overall	1:04.99 [6] (0:09.07)	0:55.92 [10] (0:11.06)	0:44.86 [10] (0:11.48)	0:33.38 [10] (0:11.57)	0:21.81 [10] (0:10.73)	0:11.08 [9] (0:11.08)	3.96L	0:33.38	+1
7	13 <b>TURN THE CORNER</b> Angela Jones	11	67.9 1000m	0:09.47 Overall	1:05.13 [7] (0:09.47)	0:55.66 [11] (0:10.83)	0:44.83 [11] (0:11.36)	0:33.47 [11] (0:11.54)	0:21.93 [11] (0:10.82)	0:11.11 [10] (0:11.11)	4.8L	0:33.47	-3
8	2 <b>SPIRITED SON</b> Cejay Graham	4	67.5 1000m	0:09.01 Overall	1:05.49 [8] (0:09.01)	0:56.48 [8] (0:10.92)	0:45.56 [9] (0:11.45)	0:34.11 [9] (0:11.47)	0:22.64 [8] (0:11.01)	0:11.63 [7] (0:11.63)	6.91L	0:34.11	-2
9	1 <b>ELEVEN BLACK</b> Jag Guthmann-Chester	10	67.0 800m	0:08.79 Overall	1:05.64 [9] (0:08.79)	0:56.85 [7] (0:11.00)	0:45.85 [7] (0:11.32)	0:34.53 [6] (0:11.58)	0:22.95 [7] (0:11.18)	0:11.77 [8] (0:11.77)	7.78L	0:34.53	+7
10	8 <b>CALL SIGN</b> Nozi Tomizawa	5	68.2 1000m	0:09.04 Overall	1:05.97 [10] (0:09.04)	0:56.93 [9] (0:10.77)	0:46.16 [8] (0:11.45)	0:34.71 [8] (0:11.61)	0:23.10 [9] (0:11.18)	0:11.92 [11] (0:11.92)	9.76L	0:34.71	+3

Scratched: Angelic Boom (#4), Shaque D'amour (#10), Podium Star (#9), Evoleus (#15), Scripted (#11), Zelezny (#14), Behind The Scenes (#18)



**Doomben QLD Professional**  
**Race 1: THE GIBSON Maiden Plate - 1110m**  
**11 September 2024 - 12:34**



BRISBANE  
RACING CLUB

Track Rating: Good 4, Weather: Overcast, Rail Position: +9.5m Entire

Section		Overall	1000m	800m	600m	400m	200m	Last 600m					
Field Times		1:04.32 (0:08.44)	0:55.88 (0:10.63)	0:45.25 (0:11.47)	0:33.78 (0:11.52)	0:22.26 (0:10.96)	0:11.30 (0:11.30)	0:33.78					
Rank	TAB Horse/Jockey	Barrier	Top Speed [km/h]	Fastest Section	Margin							Distance Travelled [m]	
11	16 ROTHAFELLA Yvette Lewis	2	69.3 1000m	0:08.47 Overall	1:06.03 [11] (0:08.47)	0:57.56 [2] (0:10.60)	0:46.96 [1] (0:11.47)	0:35.49 [1] (0:11.52)	0:23.97 [1] (0:11.43)	0:12.54 [6] (0:12.54)	10.09L	0:35.49	+2

Scratched: Angelic Boom (#4), Shaque D'amour (#10), Podium Star (#9), Evoleus (#15), Scripted (#11), Zelezny (#14), Behind The Scenes (#18)

[ ] Ranking at each section and finish  
 -:-:- No data available at this section  
 NA No data available

SCN Saddle cloth number  
 DNF Did not finish  
 DNT Did not track



Horse/Jockey Name	Sultry Siren
Final Rank	1
Fastest Section Time (Section)	0:08.66 (Overall)
Top Speed [km/h] (Section)	68.9 (1000m)
Race State	Finished



Doomben QLD Professional

Race 1: THE GIBSON Maiden Plate - 1110m

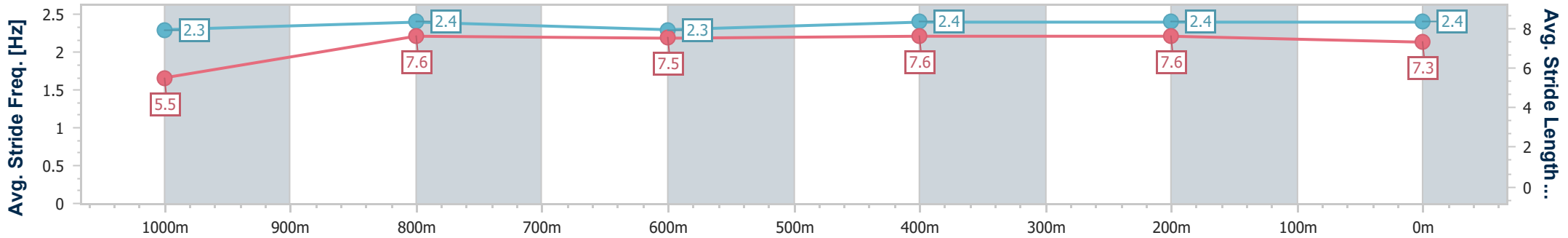
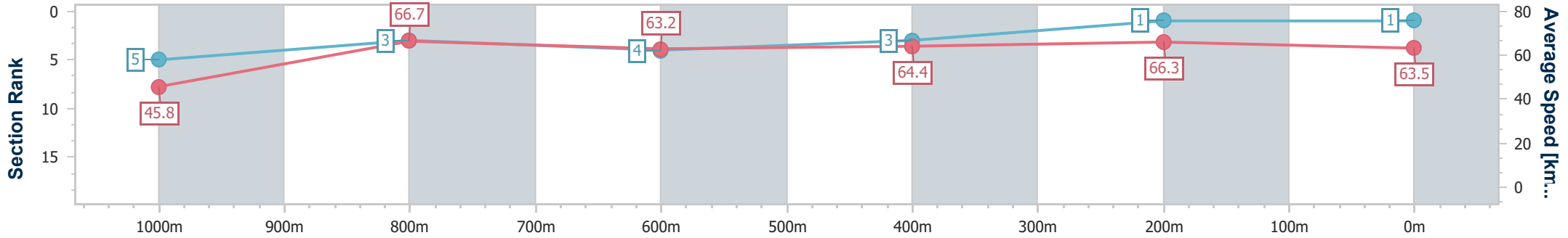
11 September 2024 - 12:34

Track Rating: Good 4, Weather: Overcast, Rail Position: +9.5m Entire



BRISBANE RACING CLUB

Section	Overall	1000m	800m	600m	400m	200m
Section Times	1:04.32 [1] (0:08.66)	0:55.66 [5] (0:10.78)	0:44.88 [3] (0:11.53)	0:33.35 [4] (0:11.20)	0:22.15 [3] (0:10.85)	0:11.30 [1] (0:11.30)
Average Speed [km/h]	45.8	66.7	63.2	64.4	66.3	63.5
Top Speed [km/h]	65.6	68.9	64.3	64.8	68.0	68.1
Avg. Dist. to Rail [m]	0.6	0.7	2.2	0.9	0.7	0.7
Avg. Stride Freq. [Hz]	2.3	2.4	2.3	2.4	2.4	2.4
Avg. Stride Length [m]	5.5	7.6	7.5	7.6	7.6	7.3



- [ ] Ranking at each section and finish
- .-.- No data available at this section
- NA No data available



Horse/Jockey Name	Iced Chocolate
Final Rank	2
Fastest Section Time (Section)	0:08.63 (Overall)
Top Speed [km/h] (Section)	68.8 (400m)
Race State	Finished



Doomben QLD Professional

Race 1: THE GIBSON Maiden Plate - 1110m

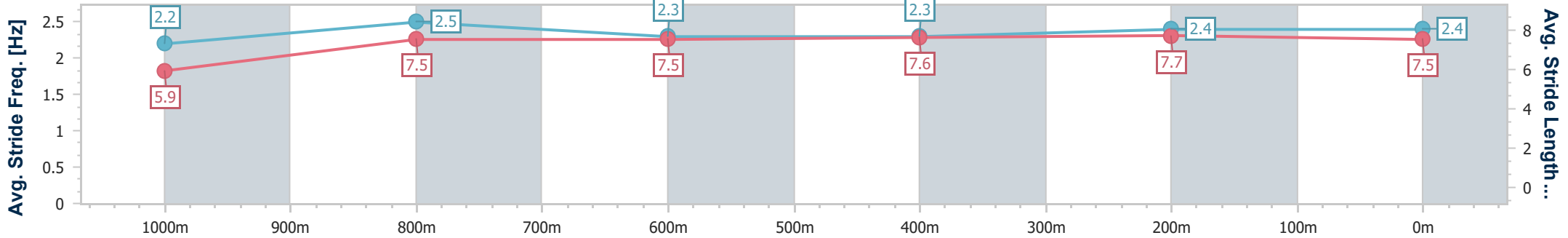
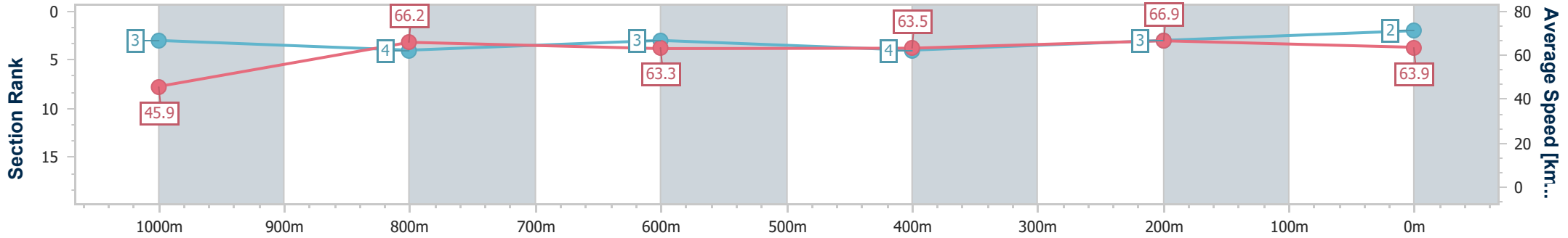
11 September 2024 - 12:34

Track Rating: Good 4, Weather: Overcast, Rail Position: +9.5m Entire



BRISBANE RACING CLUB

Section	Overall	1000m	800m	600m	400m	200m
Section Times	1:04.33 [2] (0:08.63)	0:55.70 [3] (0:10.89)	0:44.81 [4] (0:11.44)	0:33.37 [3] (0:11.38)	0:21.99 [4] (0:10.75)	0:11.24 [3] (0:11.24)
Average Speed [km/h]	45.9	66.2	63.3	63.5	66.9	63.9
Top Speed [km/h]	66.8	68.0	65.1	64.2	68.8	66.2
Avg. Dist. to Rail [m]	2.3	1.0	1.0	0.8	1.1	0.6
Avg. Stride Freq. [Hz]	2.2	2.5	2.3	2.3	2.4	2.4
Avg. Stride Length [m]	5.9	7.5	7.5	7.6	7.7	7.5



- [ ] Ranking at each section and finish
- .-.- No data available at this section
- NA No data available



Horse/Jockey Name	Ivy Dextress
Final Rank	3
Fastest Section Time (Section)	0:08.66 (Overall)
Top Speed [km/h] (Section)	68.5 (400m)
Race State	Finished



Doomben QLD Professional

Race 1: THE GIBSON Maiden Plate - 1110m

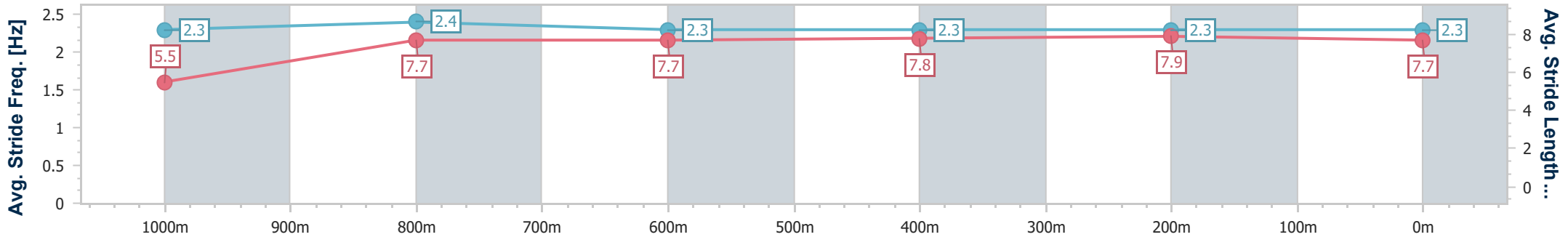
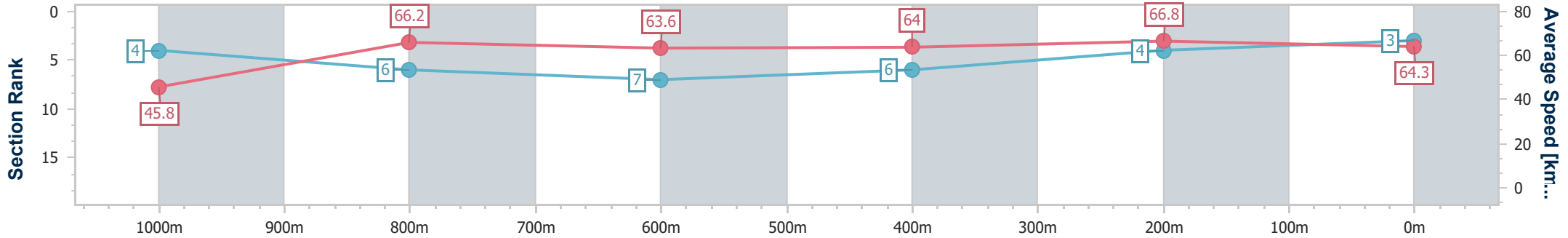
11 September 2024 - 12:34

Track Rating: Good 4, Weather: Overcast, Rail Position: +9.5m Entire



BRISBANE RACING CLUB

Section	Overall	1000m	800m	600m	400m	200m
Section Times	1:04.52 [3] (0:08.66)	0:55.86 [4] (0:10.98)	0:44.88 [6] (0:11.50)	0:33.38 [7] (0:11.38)	0:22.00 [6] (0:10.78)	0:11.22 [4] (0:11.22)
Average Speed [km/h]	45.8	66.2	63.6	64.0	66.8	64.3
Top Speed [km/h]	64.5	67.7	64.8	64.9	68.5	67.7
Avg. Dist. to Rail [m]	7.8	3.3	2.7	2.2	3.4	4.9
Avg. Stride Freq. [Hz]	2.3	2.4	2.3	2.3	2.3	2.3
Avg. Stride Length [m]	5.5	7.7	7.7	7.8	7.9	7.7



- [ ] Ranking at each section and finish
- .-.- No data available at this section
- NA No data available



Horse/Jockey Name	Viale
Final Rank	4
Fastest Section Time (Section)	0:08.44 (Overall)
Top Speed [km/h] (Section)	69.7 (1000m)
Race State	Finished



Doomben QLD Professional

Race 1: THE GIBSON Maiden Plate - 1110m

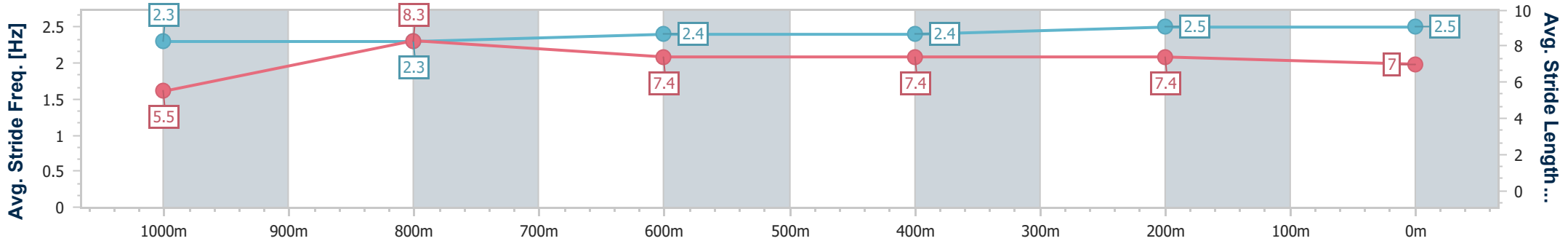
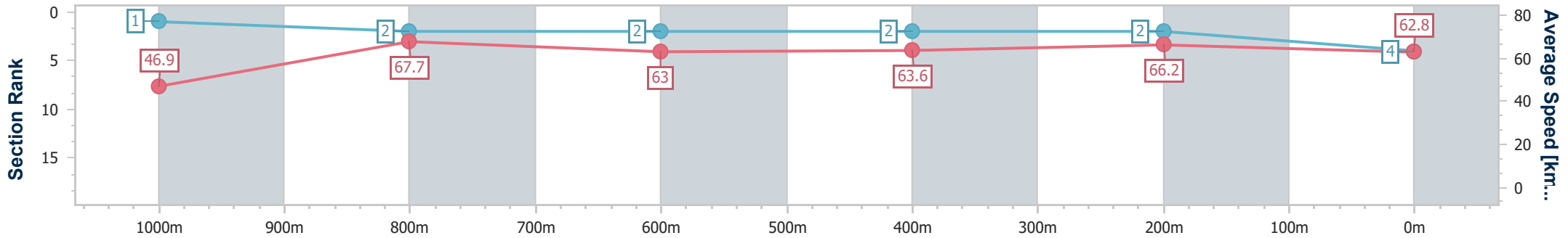
11 September 2024 - 12:34

Track Rating: Good 4, Weather: Overcast, Rail Position: +9.5m Entire



BRISBANE RACING CLUB

Section	Overall	1000m	800m	600m	400m	200m
Section Times	1:04.55 [4] (0:08.44)	0:56.11 [1] (0:10.73)	0:45.38 [2] (0:11.53)	0:33.85 [2] (0:11.45)	0:22.40 [2] (0:10.91)	0:11.49 [2] (0:11.49)
Average Speed [km/h]	46.9	67.7	63.0	63.6	66.2	62.8
Top Speed [km/h]	67.8	69.7	65.4	64.8	68.1	66.7
Avg. Dist. to Rail [m]	5.1	2.6	2.5	1.9	2.3	1.9
Avg. Stride Freq. [Hz]	2.3	2.3	2.4	2.4	2.5	2.5
Avg. Stride Length [m]	5.5	8.3	7.4	7.4	7.4	7.0



- [ ] Ranking at each section and finish
- .-.-.- No data available at this section
- NA No data available



Horse/Jockey Name	Zougo Boss
Final Rank	5
Fastest Section Time (Section)	0:08.76 (Overall)
Top Speed [km/h] (Section)	67.6 (1000m)
Race State	Finished



Doomben QLD Professional

Race 1: THE GIBSON Maiden Plate - 1110m

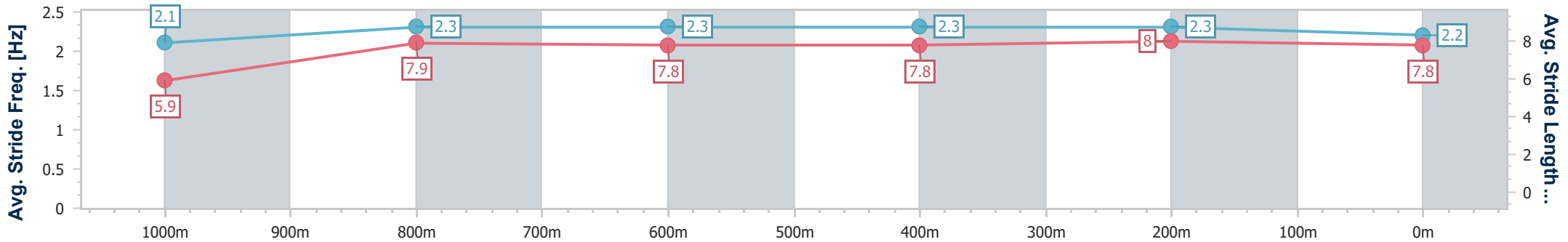
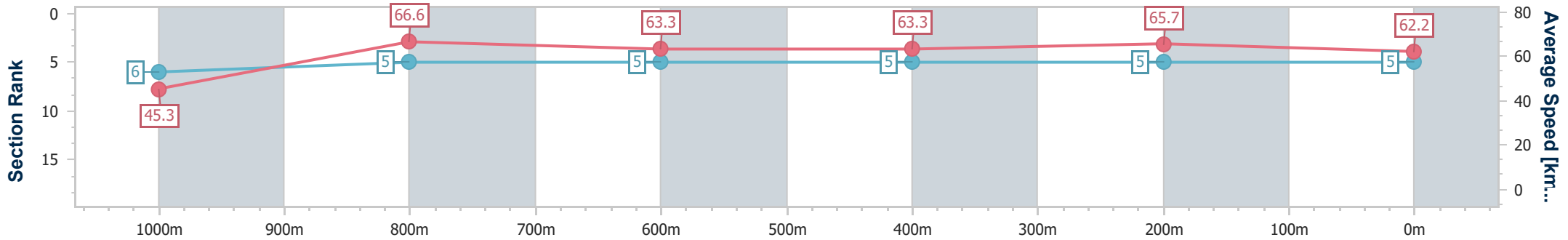
11 September 2024 - 12:34

Track Rating: Good 4, Weather: Overcast, Rail Position: +9.5m Entire



BRISBANE RACING CLUB

Section	Overall	1000m	800m	600m	400m	200m
Section Times	1:04.99 [5] (0:08.76)	0:56.23 [6] (0:10.84)	0:45.39 [5] (0:11.46)	0:33.93 [5] (0:11.44)	0:22.49 [5] (0:10.94)	0:11.55 [5] (0:11.55)
Average Speed [km/h]	45.3	66.6	63.3	63.3	65.7	62.2
Top Speed [km/h]	65.5	67.6	65.4	64.0	67.2	65.8
Avg. Dist. to Rail [m]	5.5	0.5	1.8	1.7	1.2	0.6
Avg. Stride Freq. [Hz]	2.1	2.3	2.3	2.3	2.3	2.2
Avg. Stride Length [m]	5.9	7.9	7.8	7.8	8.0	7.8



- [ ] Ranking at each section and finish
- .-.- No data available at this section
- NA No data available



Horse/Jockey Name	Starsonus
Final Rank	6
Fastest Section Time (Section)	0:09.07 (Overall)
Top Speed [km/h] (Section)	68.8 (400m)
Race State	Finished



Doomben QLD Professional

Race 1: THE GIBSON Maiden Plate - 1110m

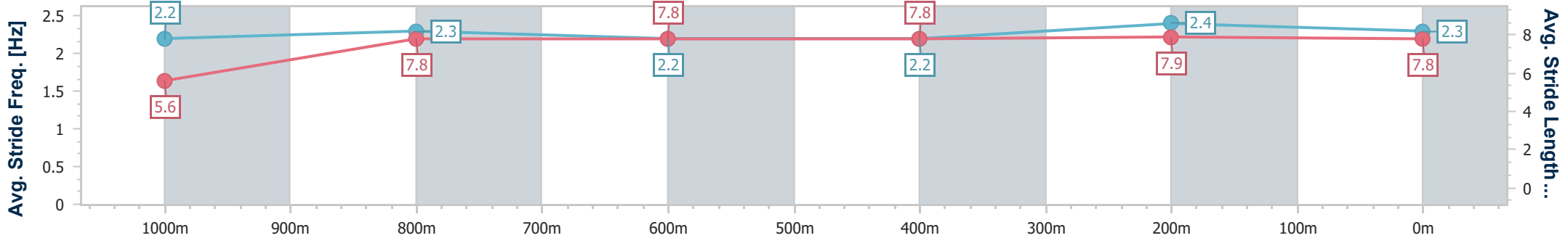
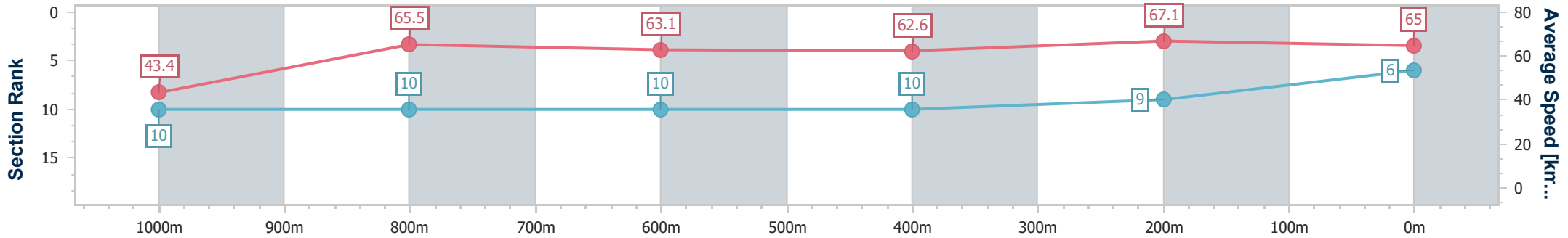
11 September 2024 - 12:34

Track Rating: Good 4, Weather: Overcast, Rail Position: +9.5m Entire



BRISBANE RACING CLUB

Section	Overall	1000m	800m	600m	400m	200m
Section Times	1:04.99 [6] (0:09.07)	0:55.92 [10] (0:11.06)	0:44.86 [10] (0:11.48)	0:33.38 [10] (0:11.57)	0:21.81 [10] (0:10.73)	0:11.08 [9] (0:11.08)
Average Speed [km/h]	43.4	65.5	63.1	62.6	67.1	65.0
Top Speed [km/h]	64.6	67.0	64.5	64.7	68.8	67.2
Avg. Dist. to Rail [m]	4.0	1.9	0.5	1.0	2.4	4.5
Avg. Stride Freq. [Hz]	2.2	2.3	2.2	2.2	2.4	2.3
Avg. Stride Length [m]	5.6	7.8	7.8	7.8	7.9	7.8



- [ ] Ranking at each section and finish
- .-.- No data available at this section
- NA No data available





Horse/Jockey Name	Turn The Corner
Final Rank	7
Fastest Section Time (Section)	0:09.47 (Overall)
Top Speed [km/h] (Section)	67.9 (1000m)
Race State	Finished



Doomben QLD Professional

Race 1: THE GIBSON Maiden Plate - 1110m

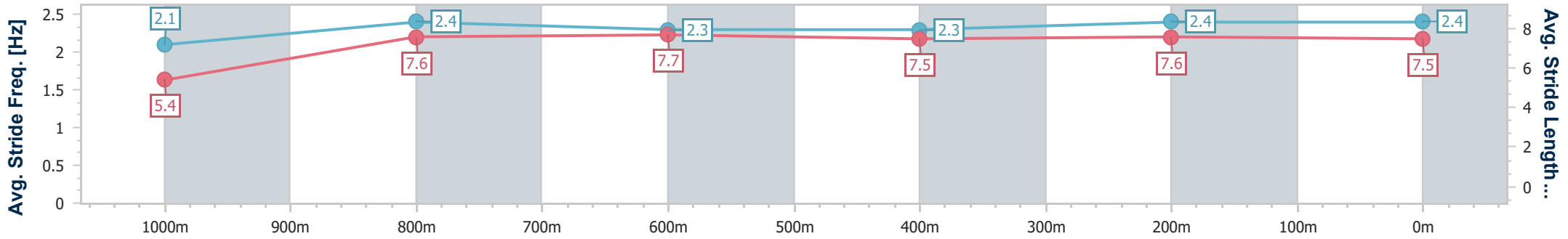
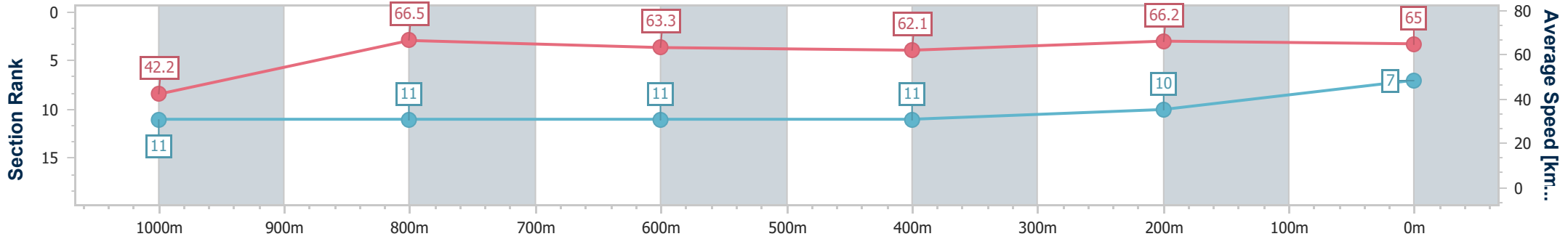
11 September 2024 - 12:34

Track Rating: Good 4, Weather: Overcast, Rail Position: +9.5m Entire



BRISBANE RACING CLUB

Section	Overall	1000m	800m	600m	400m	200m
Section Times	1:05.13 [7] (0:09.47)	0:55.66 [11] (0:10.83)	0:44.83 [11] (0:11.36)	0:33.47 [11] (0:11.54)	0:21.93 [11] (0:10.82)	0:11.11 [10] (0:11.11)
Average Speed [km/h]	42.2	66.5	63.3	62.1	66.2	65.0
Top Speed [km/h]	63.8	67.9	66.4	65.2	67.6	67.4
Avg. Dist. to Rail [m]	6.1	0.4	0.2	0.6	1.2	0.7
Avg. Stride Freq. [Hz]	2.1	2.4	2.3	2.3	2.4	2.4
Avg. Stride Length [m]	5.4	7.6	7.7	7.5	7.6	7.5



- [ ] Ranking at each section and finish
- .-.- No data available at this section
- NA No data available



Horse/Jockey Name	Spirited Son
Final Rank	8
Fastest Section Time (Section)	0:09.01 (Overall)
Top Speed [km/h] (Section)	67.5 (1000m)
Race State	Finished



Doomben QLD Professional

Race 1: THE GIBSON Maiden Plate - 1110m

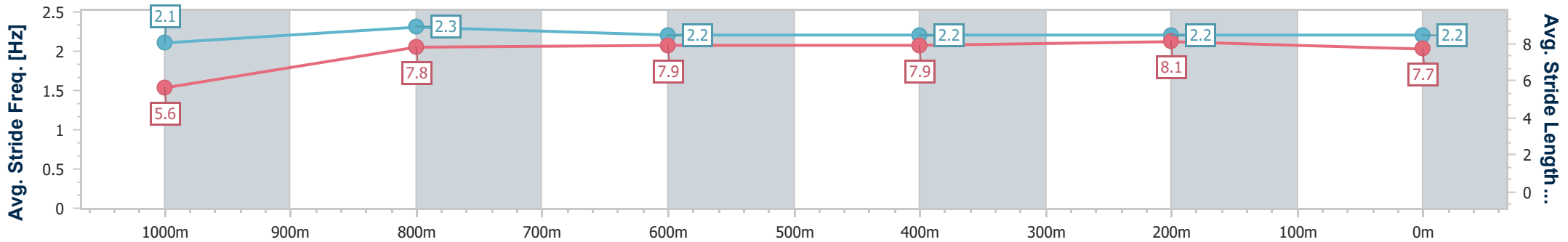
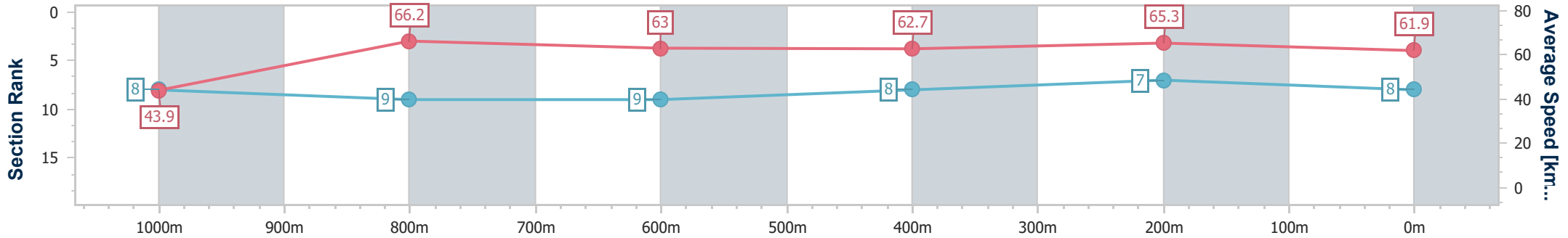
11 September 2024 - 12:34

Track Rating: Good 4, Weather: Overcast, Rail Position: +9.5m Entire



BRISBANE RACING CLUB

Section	Overall	1000m	800m	600m	400m	200m
Section Times	1:05.49 [8] (0:09.01)	0:56.48 [8] (0:10.92)	0:45.56 [9] (0:11.45)	0:34.11 [9] (0:11.47)	0:22.64 [8] (0:11.01)	0:11.63 [7] (0:11.63)
Average Speed [km/h]	43.9	66.2	63.0	62.7	65.3	61.9
Top Speed [km/h]	63.7	67.5	64.6	64.7	65.9	64.8
Avg. Dist. to Rail [m]	2.7	0.4	0.2	0.3	0.8	1.4
Avg. Stride Freq. [Hz]	2.1	2.3	2.2	2.2	2.2	2.2
Avg. Stride Length [m]	5.6	7.8	7.9	7.9	8.1	7.7



- [ ] Ranking at each section and finish
- :-:- No data available at this section
- NA No data available



Horse/Jockey Name	Eleven Black
Final Rank	9
Fastest Section Time (Section)	0:08.79 (Overall)
Top Speed [km/h] (Section)	67.0 (800m)
Race State	Finished



Doomben QLD Professional

Race 1: THE GIBSON Maiden Plate - 1110m

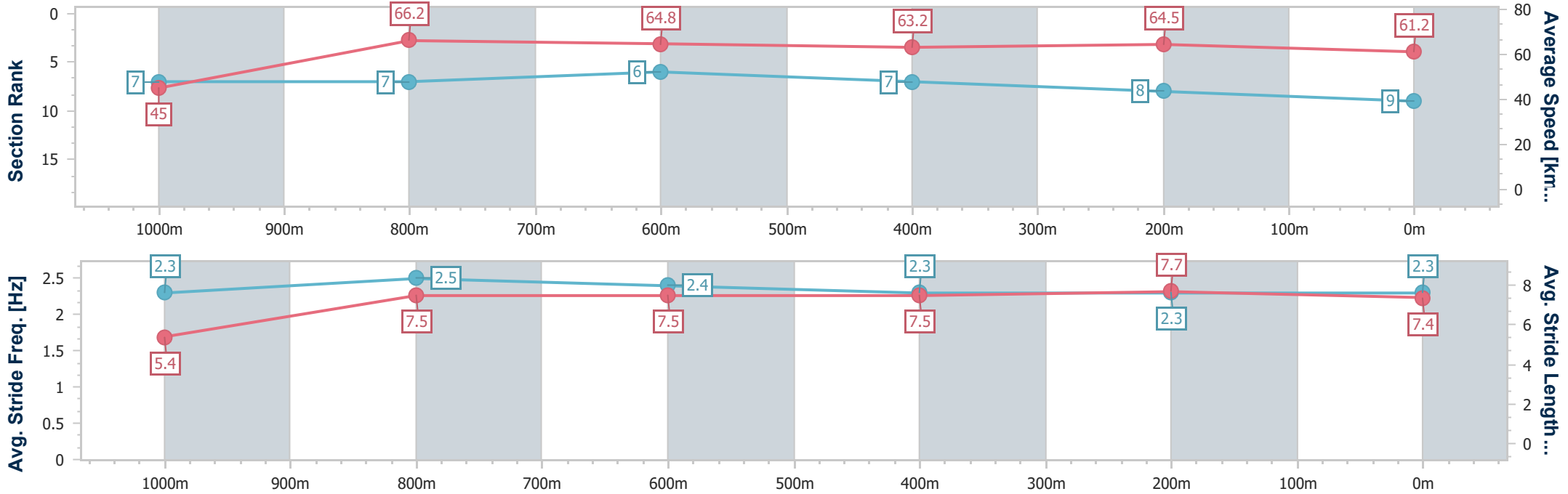
11 September 2024 - 12:34

Track Rating: Good 4, Weather: Overcast, Rail Position: +9.5m Entire



BRISBANE RACING CLUB

Section	Overall	1000m	800m	600m	400m	200m
Section Times	1:05.64 [9] (0:08.79)	0:56.85 [7] (0:11.00)	0:45.85 [7] (0:11.32)	0:34.53 [6] (0:11.58)	0:22.95 [7] (0:11.18)	0:11.77 [8] (0:11.77)
Average Speed [km/h]	45.0	66.2	64.8	63.2	64.5	61.2
Top Speed [km/h]	65.1	66.6	67.0	64.6	65.8	63.4
Avg. Dist. to Rail [m]	8.1	3.7	3.6	2.5	2.0	3.7
Avg. Stride Freq. [Hz]	2.3	2.5	2.4	2.3	2.3	2.3
Avg. Stride Length [m]	5.4	7.5	7.5	7.5	7.7	7.4



- [ ] Ranking at each section and finish
- .-.- No data available at this section
- NA No data available



Horse/Jockey Name	Call Sign
Final Rank	10
Fastest Section Time (Section)	0:09.04 (Overall)
Top Speed [km/h] (Section)	68.2 (1000m)
Race State	Finished



Doomben QLD Professional

Race 1: THE GIBSON Maiden Plate - 1110m

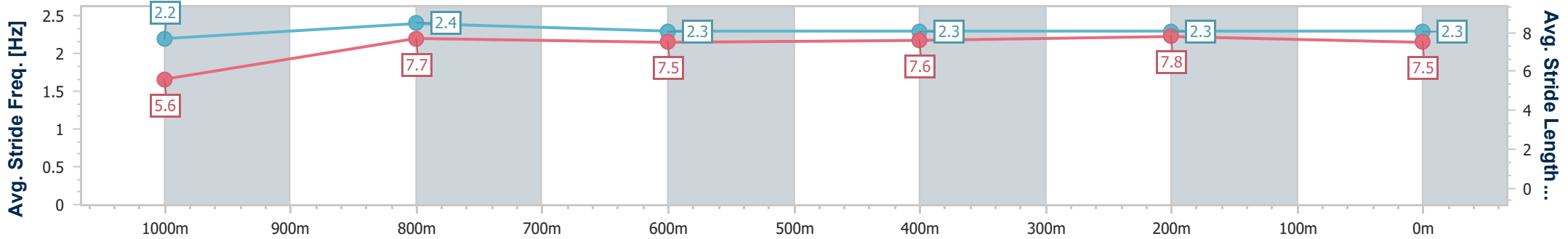
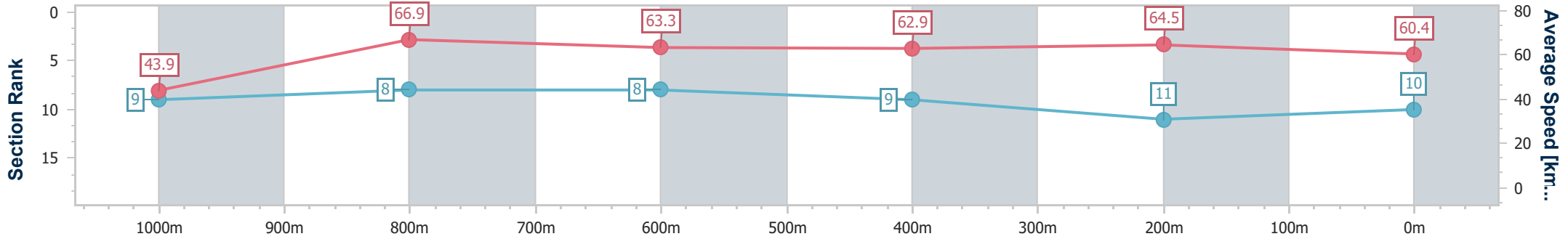
11 September 2024 - 12:34

Track Rating: Good 4, Weather: Overcast, Rail Position: +9.5m Entire



BRISBANE RACING CLUB

Section	Overall	1000m	800m	600m	400m	200m
Section Times	1:05.97 [10] (0:09.04)	0:56.93 [9] (0:10.77)	0:46.16 [8] (0:11.45)	0:34.71 [8] (0:11.61)	0:23.10 [9] (0:11.18)	0:11.92 [11] (0:11.92)
Average Speed [km/h]	43.9	66.9	63.3	62.9	64.5	60.4
Top Speed [km/h]	63.6	68.2	65.7	64.9	65.7	62.5
Avg. Dist. to Rail [m]	3.5	0.8	1.3	1.8	2.2	4.3
Avg. Stride Freq. [Hz]	2.2	2.4	2.3	2.3	2.3	2.3
Avg. Stride Length [m]	5.6	7.7	7.5	7.6	7.8	7.5



- [ ] Ranking at each section and finish
- .-.- No data available at this section
- NA No data available



Horse/Jockey Name	Rothafella
Final Rank	11
Fastest Section Time (Section)	0:08.47 (Overall)
Top Speed [km/h] (Section)	69.3 (1000m)
Race State	Finished



Doomben QLD Professional

Race 1: THE GIBSON Maiden Plate - 1110m

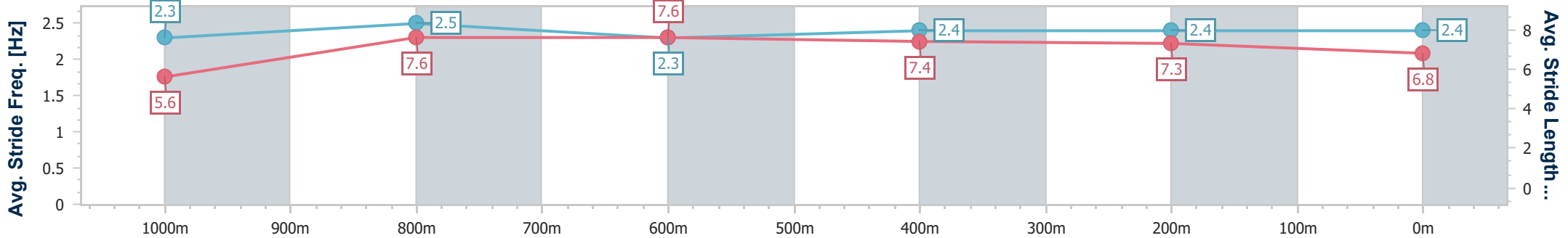
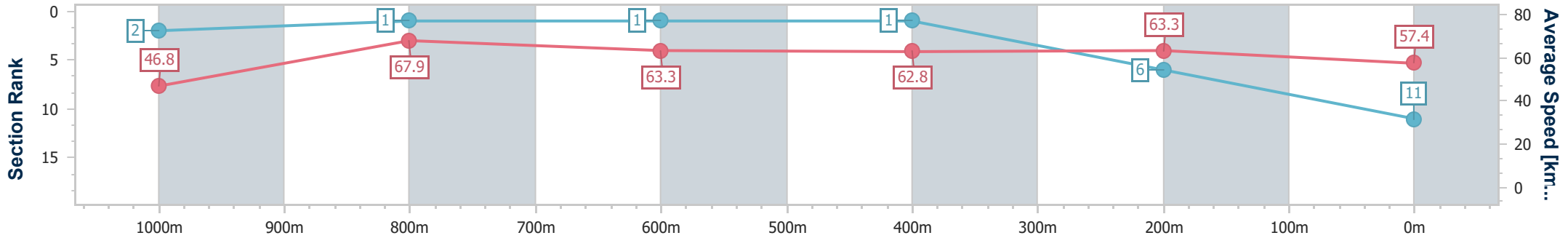
11 September 2024 - 12:34

Track Rating: Good 4, Weather: Overcast, Rail Position: +9.5m Entire



BRISBANE RACING CLUB

Section	Overall	1000m	800m	600m	400m	200m
Section Times	1:06.03 [11] (0:08.47)	0:57.56 [2] (0:10.60)	0:46.96 [1] (0:11.47)	0:35.49 [1] (0:11.52)	0:23.97 [1] (0:11.43)	0:12.54 [6] (0:12.54)
Average Speed [km/h]	46.8	67.9	63.3	62.8	63.3	57.4
Top Speed [km/h]	67.1	69.3	65.4	63.4	65.1	62.4
Avg. Dist. to Rail [m]	1.5	0.5	1.4	1.5	2.2	2.6
Avg. Stride Freq. [Hz]	2.3	2.5	2.3	2.4	2.4	2.4
Avg. Stride Length [m]	5.6	7.6	7.6	7.4	7.3	6.8



- [ ] Ranking at each section and finish
- .-.- No data available at this section
- NA No data available



# Doomben QLD Professional

## Race 2: CASCADE BENCHMARK 68 Handicap - 1650m

11 September 2024 - 13:09



BRISBANE  
RACING CLUB

Track Rating: Good 4, Weather: Overcast, Rail Position: +9.5m Entire

Section		Overall	1400m	1200m	1000m	800m	600m	400m	Last 600m				
Field Times		1:39.27 (0:16.58)	1:22.69 (0:11.69)	1:11.00 (0:12.09)	0:58.91 (0:12.23)	0:46.68 (0:12.20)	0:34.48 (0:11.56)	0:22.92 (0:11.19)	0:34.48				
Rank	TAB Horse/Jockey	Barrier	Top Speed [km/h]	Fastest Section	Distance Travelled [m]								
1	7 BITOFTHEBLARNEY James Orman	5	67.9 600m	0:10.92 400m	1:39.27 [1] (0:17.21)	1:22.06 [6] (0:11.84)	1:10.22 [6] (0:12.05)	0:58.17 [6] (0:12.33)	0:45.84 [6] (0:12.02)	0:33.82 [6] (0:11.19)	0:22.63 [4] (0:10.92)	0:33.82	
2	5 MOOTESSA Nikita Beriman	3	67.2 400m	0:11.05 400m	1:39.40 [2] (0:16.84)	1:22.56 [3] (0:11.69)	1:10.87 [3] (0:12.07)	0:58.80 [3] (0:12.33)	0:46.47 [3] (0:12.01)	0:34.46 [3] (0:11.55)	0:22.91 [3] (0:11.05)	0:34.46	+5
3	2 FREE CARRY Emily Lang	6	65.5 400m	0:11.18 400m	1:39.62 [3] (0:16.58)	1:23.04 [1] (0:11.69)	1:11.35 [1] (0:12.09)	0:59.26 [1] (0:12.23)	0:47.03 [1] (0:12.20)	0:34.83 [1] (0:11.65)	0:23.18 [2] (0:11.18)	0:34.83	-4
4	4 FLYING BIRDS Sean Cormack	2	66.1 400m	0:11.16 400m	1:39.64 [4] (0:16.87)	1:22.77 [4] (0:11.76)	1:11.01 [4] (0:12.14)	0:58.87 [4] (0:12.32)	0:46.55 [4] (0:12.00)	0:34.55 [4] (0:11.59)	0:22.96 [5] (0:11.16)	0:34.55	-2
5	6 SHOWMAN Angela Jones	4	66.7 400m	0:11.04 400m	1:39.88 [5] (0:17.47)	1:22.41 [7] (0:11.85)	1:10.56 [7] (0:12.08)	0:58.48 [7] (0:12.43)	0:46.05 [7] (0:11.88)	0:34.17 [7] (0:11.48)	0:22.69 [7] (0:11.04)	0:34.17	-1
6	3 CAVAUP Andrew Mallyon	7	65.6 400m	0:11.25 400m	1:39.94 [6] (0:16.70)	1:23.24 [2] (0:11.69)	1:11.55 [2] (0:12.08)	0:59.47 [2] (0:12.24)	0:47.23 [2] (0:12.13)	0:35.10 [2] (0:11.51)	0:23.59 [1] (0:11.25)	0:35.10	+6
7	1 PERFECT ENCOUNTER Justin Huxtable	1	64.3 400m	0:11.37 400m	1:40.72 [7] (0:17.12)	1:23.60 [5] (0:11.77)	1:11.83 [5] (0:12.09)	0:59.74 [5] (0:12.34)	0:47.40 [5] (0:12.03)	0:35.37 [5] (0:11.67)	0:23.70 [6] (0:11.37)	0:35.37	+2

[ ] Ranking at each section and finish  
 -:-:- No data available at this section  
 NA No data available

SCN Saddle cloth number  
 DNF Did not finish  
 DNT Did not track



# Doomben QLD Professional

## Race 2: CASCADE BENCHMARK 68 Handicap - 1650m

11 September 2024 - 13:09



BRISBANE  
RACING CLUB

Track Rating: Good 4, Weather: Overcast, Rail Position: +9.5m Entire

Section				200m				Last 600m	
Field Times				0:11.73 (0:11.73)				0:34.48	
Rank	TAB	Horse/Jockey	Barrier	Top Speed [km/h]	Fastest Section	Margin			Distance Travelled [m]
1	7	<b>BITOFTHEBLARNEY</b> James Orman	5	67.9 600m	0:10.92 400m	0:11.71 [2] (0:11.71)	1:39.27		0:33.82
2	5	<b>MOOTESSA</b> Nikita Beriman	3	67.2 400m	0:11.05 400m	0:11.86 [1] (0:11.86)	0.8L		0:34.46 +5
3	2	<b>FREE CARRY</b> Emily Lang	6	65.5 400m	0:11.18 400m	0:12.00 [4] (0:12.00)	2.09L		0:34.83 -4
4	4	<b>FLYING BIRDS</b> Sean Cormack	2	66.1 400m	0:11.16 400m	0:11.80 [5] (0:11.80)	2.19L		0:34.55 -2
5	6	<b>SHOWMAN</b> Angela Jones	4	66.7 400m	0:11.04 400m	0:11.65 [6] (0:11.65)	3.6L		0:34.17 -1
6	3	<b>CAVAUP</b> Andrew Mallyon	7	65.6 400m	0:11.25 400m	0:12.34 [3] (0:12.34)	3.95L		0:35.10 +6
7	1	<b>PERFECT ENCOUNTER</b> Justin Huxtable	1	64.3 400m	0:11.37 400m	0:12.33 [7] (0:12.33)	8.57L		0:35.37 +2



Horse/Jockey Name	Bitoftheblarney
Final Rank	1
Fastest Section Time (Section)	0:10.92 (400m)
Top Speed [km/h] (Section)	67.9 (600m)
Race State	Finished



Doomben QLD Professional

Race 2: CASCADE BENCHMARK 68 Handicap - 1650m

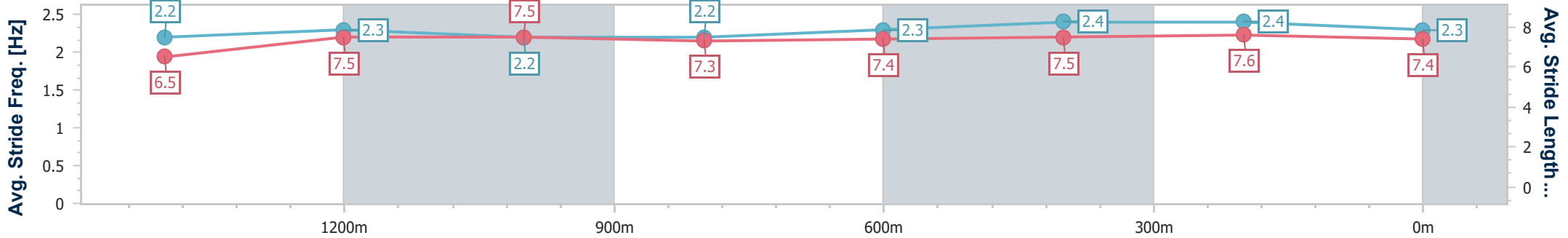
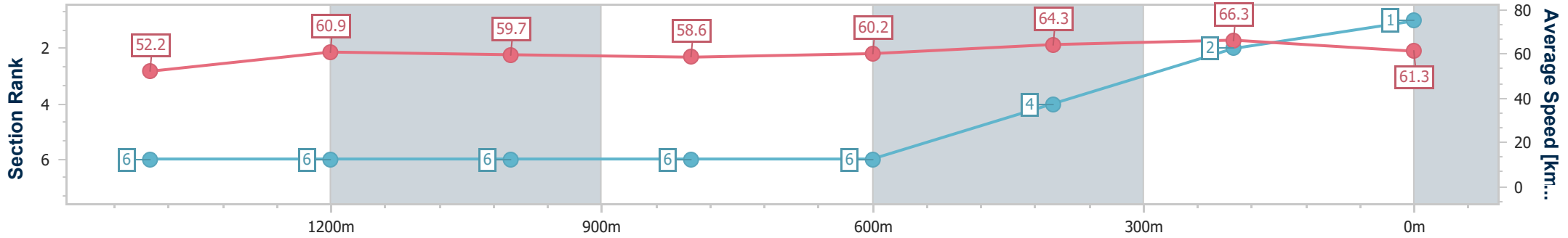
11 September 2024 - 13:09

Track Rating: Good 4, Weather: Overcast, Rail Position: +9.5m Entire



BRISBANE RACING CLUB

Section	Overall	1400m	1200m	1000m	800m	600m	400m	200m
Section Times	1:39.27 [1] (0:17.21)	1:22.06 [6] (0:11.84)	1:10.22 [6] (0:12.05)	0:58.17 [6] (0:12.33)	0:45.84 [6] (0:12.02)	0:33.82 [6] (0:11.19)	0:22.63 [4] (0:10.92)	0:11.71 [2] (0:11.71)
Average Speed [km/h]	52.2	60.9	59.7	58.6	60.2	64.3	66.3	61.3
Top Speed [km/h]	64.2	63.5	60.3	60.9	61.0	67.9	67.6	66.1
Avg. Dist. to Rail [m]	1.4	1.0	2.0	1.5	0.7	0.4	2.4	3.6
Avg. Stride Freq. [Hz]	2.2	2.3	2.2	2.2	2.3	2.4	2.4	2.3
Avg. Stride Length [m]	6.5	7.5	7.5	7.3	7.4	7.5	7.6	7.4



- [ ] Ranking at each section and finish
- .-.- No data available at this section
- NA No data available





Horse/Jockey Name	Mootessa
Final Rank	2
Fastest Section Time (Section)	0:11.05 (400m)
Top Speed [km/h] (Section)	67.2 (400m)
Race State	Finished



Doomben QLD Professional

Race 2: CASCADE BENCHMARK 68 Handicap - 1650m

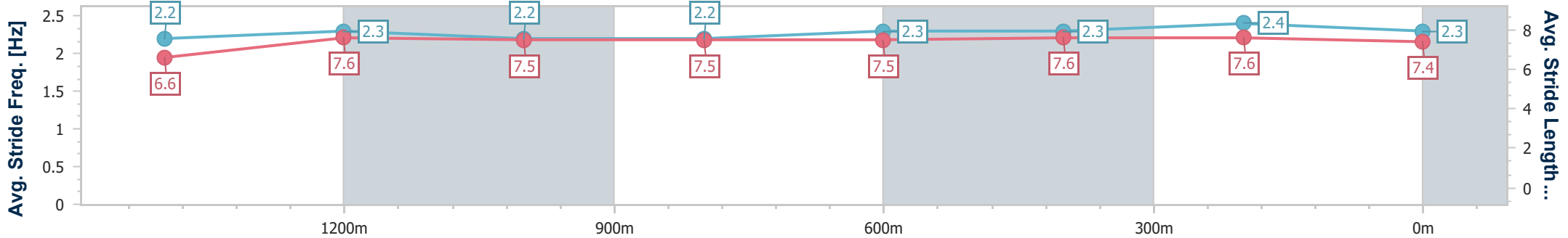
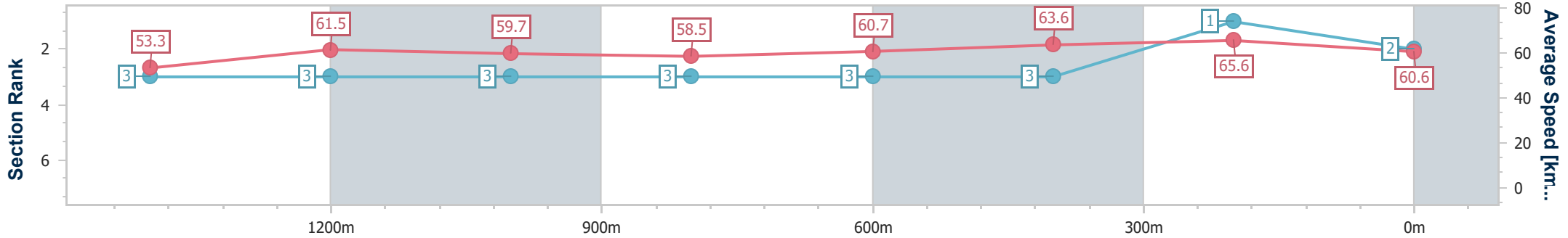
11 September 2024 - 13:09

Track Rating: Good 4, Weather: Overcast, Rail Position: +9.5m Entire



BRISBANE RACING CLUB

Section	Overall	1400m	1200m	1000m	800m	600m	400m	200m
Section Times	1:39.40 [2] (0:16.84)	1:22.56 [3] (0:11.69)	1:10.87 [3] (0:12.07)	0:58.80 [3] (0:12.33)	0:46.47 [3] (0:12.01)	0:34.46 [3] (0:11.55)	0:22.91 [3] (0:11.05)	0:11.86 [1] (0:11.86)
Average Speed [km/h]	53.3	61.5	59.7	58.5	60.7	63.6	65.6	60.6
Top Speed [km/h]	63.7	63.7	60.6	59.5	61.9	66.0	67.2	64.7
Avg. Dist. to Rail [m]	1.0	0.7	0.5	0.5	3.3	3.3	3.6	2.0
Avg. Stride Freq. [Hz]	2.2	2.3	2.2	2.2	2.3	2.3	2.4	2.3
Avg. Stride Length [m]	6.6	7.6	7.5	7.5	7.5	7.6	7.6	7.4



- [ ] Ranking at each section and finish
- .-.- No data available at this section
- NA No data available



Horse/Jockey Name	Free Carry
Final Rank	3
Fastest Section Time (Section)	0:11.18 (400m)
Top Speed [km/h] (Section)	65.5 (400m)
Race State	Finished



Doomben QLD Professional

Race 2: CASCADE BENCHMARK 68 Handicap - 1650m

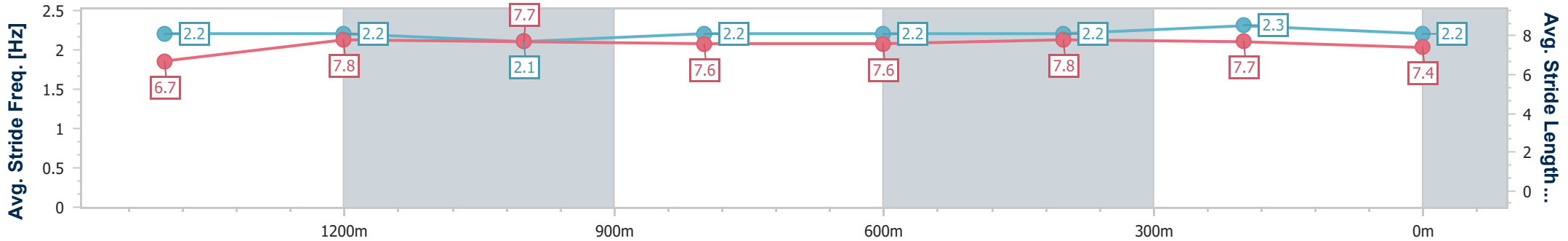
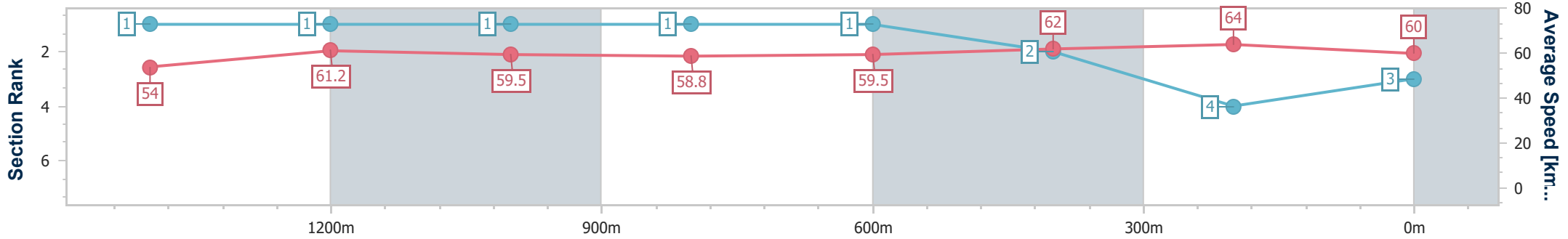
11 September 2024 - 13:09

Track Rating: Good 4, Weather: Overcast, Rail Position: +9.5m Entire



BRISBANE RACING CLUB

Section	Overall	1400m	1200m	1000m	800m	600m	400m	200m
Section Times	1:39.62 [3] (0:16.58)	1:23.04 [1] (0:11.69)	1:11.35 [1] (0:12.09)	0:59.26 [1] (0:12.23)	0:47.03 [1] (0:12.20)	0:34.83 [1] (0:11.65)	0:23.18 [2] (0:11.18)	0:12.00 [4] (0:12.00)
Average Speed [km/h]	54.0	61.2	59.5	58.8	59.5	62.0	64.0	60.0
Top Speed [km/h]	65.0	63.5	60.7	59.8	61.0	62.6	65.5	63.6
Avg. Dist. to Rail [m]	2.3	1.4	0.5	0.9	1.8	0.8	0.8	0.4
Avg. Stride Freq. [Hz]	2.2	2.2	2.1	2.2	2.2	2.2	2.3	2.2
Avg. Stride Length [m]	6.7	7.8	7.7	7.6	7.6	7.8	7.7	7.4



- [ ] Ranking at each section and finish
- .-.- No data available at this section
- NA No data available



Horse/Jockey Name	Flying Birds
Final Rank	4
Fastest Section Time (Section)	0:11.16 (400m)
Top Speed [km/h] (Section)	66.1 (400m)
Race State	Finished



Doomben QLD Professional

Race 2: CASCADE BENCHMARK 68 Handicap - 1650m

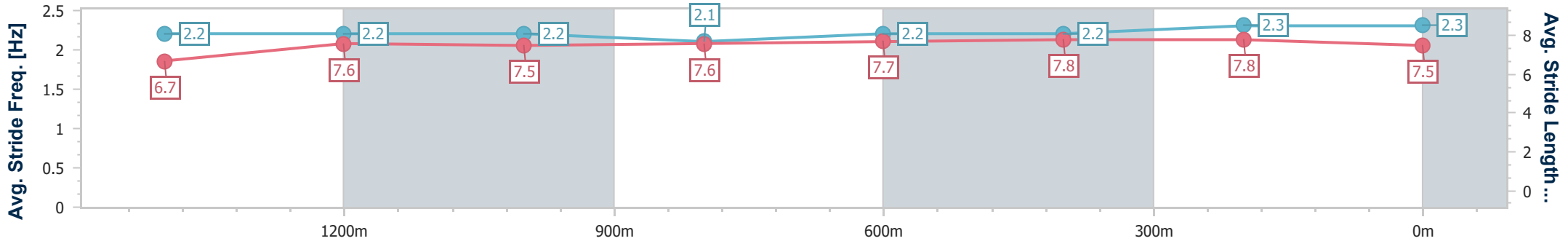
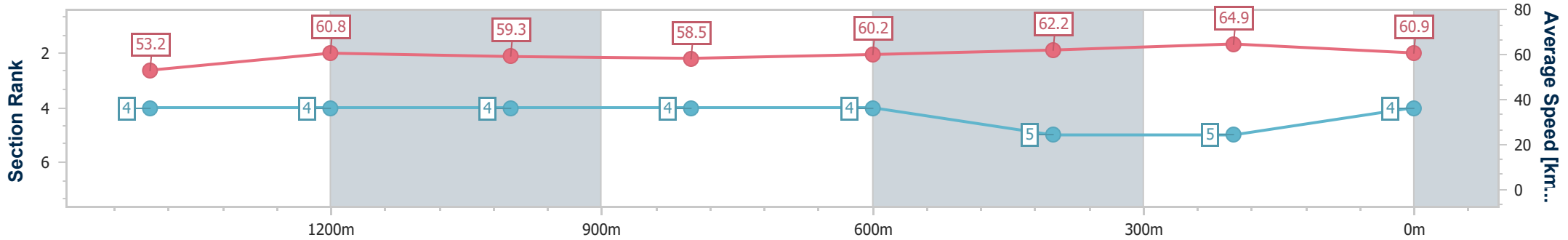
11 September 2024 - 13:09

Track Rating: Good 4, Weather: Overcast, Rail Position: +9.5m Entire



BRISBANE RACING CLUB

Section	Overall	1400m	1200m	1000m	800m	600m	400m	200m
Section Times	1:39.64 [4] (0:16.87)	1:22.77 [4] (0:11.76)	1:11.01 [4] (0:12.14)	0:58.87 [4] (0:12.32)	0:46.55 [4] (0:12.00)	0:34.55 [4] (0:11.59)	0:22.96 [5] (0:11.16)	0:11.80 [5] (0:11.80)
Average Speed [km/h]	53.2	60.8	59.3	58.5	60.2	62.2	64.9	60.9
Top Speed [km/h]	63.8	63.3	60.5	60.0	61.0	64.1	66.1	63.3
Avg. Dist. to Rail [m]	1.6	0.9	0.2	0.3	0.7	0.8	2.3	3.1
Avg. Stride Freq. [Hz]	2.2	2.2	2.2	2.1	2.2	2.2	2.3	2.3
Avg. Stride Length [m]	6.7	7.6	7.5	7.6	7.7	7.8	7.8	7.5



- [ ] Ranking at each section and finish
- .-.-.- No data available at this section
- NA No data available



Horse/Jockey Name	Showman
Final Rank	5
Fastest Section Time (Section)	0:11.04 (400m)
Top Speed [km/h] (Section)	66.7 (400m)
Race State	Finished



Doomben QLD Professional

Race 2: CASCADE BENCHMARK 68 Handicap - 1650m

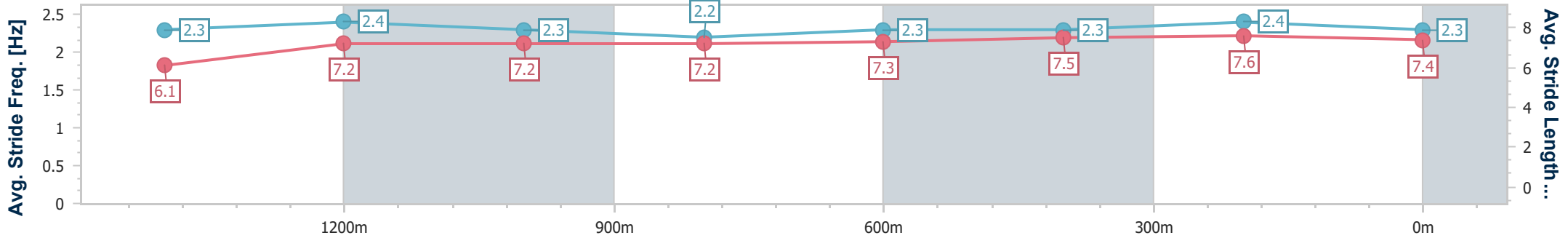
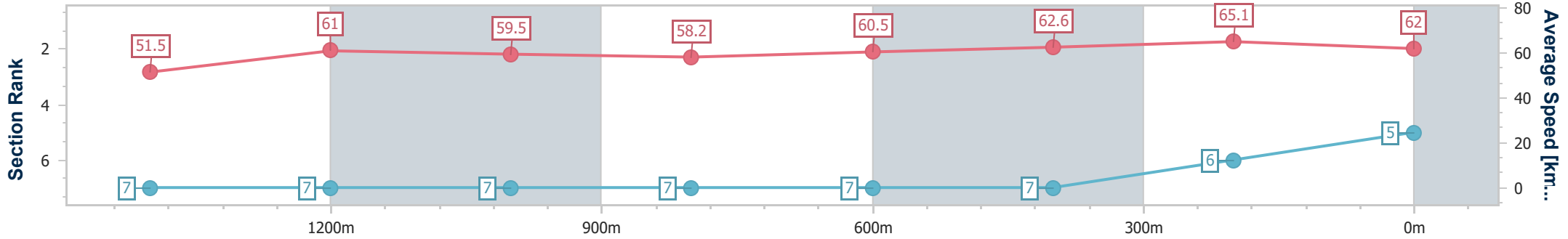
11 September 2024 - 13:09

Track Rating: Good 4, Weather: Overcast, Rail Position: +9.5m Entire



BRISBANE RACING CLUB

Section	Overall	1400m	1200m	1000m	800m	600m	400m	200m
Section Times	1:39.88 [5] (0:17.47)	1:22.41 [7] (0:11.85)	1:10.56 [7] (0:12.08)	0:58.48 [7] (0:12.43)	0:46.05 [7] (0:11.88)	0:34.17 [7] (0:11.48)	0:22.69 [7] (0:11.04)	0:11.65 [6] (0:11.65)
Average Speed [km/h]	51.5	61.0	59.5	58.2	60.5	62.6	65.1	62.0
Top Speed [km/h]	62.5	62.4	61.4	59.0	61.6	63.9	66.7	64.5
Avg. Dist. to Rail [m]	1.5	1.1	1.2	0.6	0.2	0.7	1.3	0.9
Avg. Stride Freq. [Hz]	2.3	2.4	2.3	2.2	2.3	2.3	2.4	2.3
Avg. Stride Length [m]	6.1	7.2	7.2	7.2	7.3	7.5	7.6	7.4



- [ ] Ranking at each section and finish
- .-.- No data available at this section
- NA No data available



Horse/Jockey Name	Cavaup
Final Rank	6
Fastest Section Time (Section)	0:11.25 (400m)
Top Speed [km/h] (Section)	65.6 (400m)
Race State	Finished



Doomben QLD Professional

Race 2: CASCADE BENCHMARK 68 Handicap - 1650m

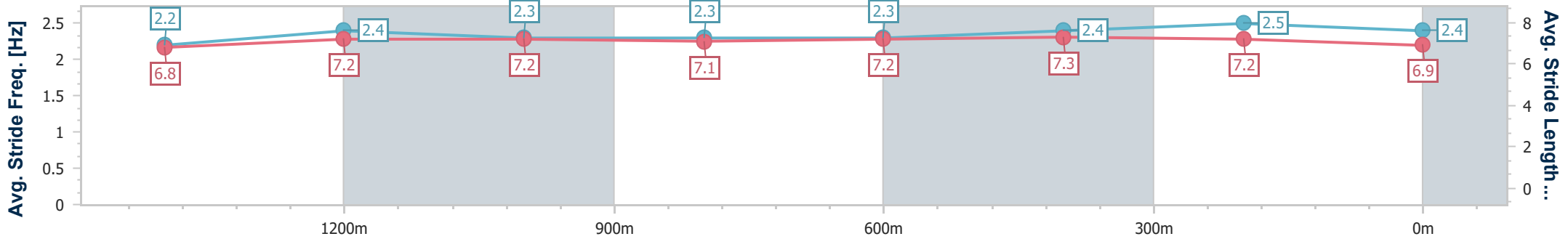
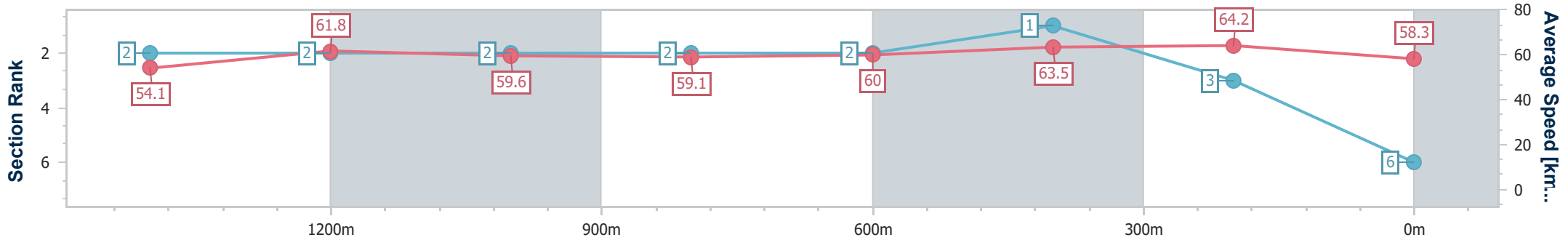
11 September 2024 - 13:09

Track Rating: Good 4, Weather: Overcast, Rail Position: +9.5m Entire



BRISBANE RACING CLUB

Section	Overall	1400m	1200m	1000m	800m	600m	400m	200m						
Section Times	1:39.94 [6] (0:16.70)	1:23.24 [2] (0:11.69)	1:11.55 [2] (0:12.08)	0:59.47 [2] (0:12.24)	0:47.23 [2] (0:12.13)	0:35.10 [2] (0:11.51)	0:23.59 [1] (0:11.25)	0:12.34 [3] (0:12.34)						
Average Speed [km/h]	54.1	61.8	59.6	59.1	60.0	63.5	64.2	58.3						
Top Speed [km/h]	65.6	64.3	60.7	60.3	61.3	65.3	65.6	64.1						
Avg. Dist. to Rail [m]	2.8	1.3	2.2	0.6	2.1	2.4	2.0	1.4						
Avg. Stride Freq. [Hz]	2.2	2.4	2.3	2.3	2.3	2.4	2.5	2.4						
Avg. Stride Length [m]	6.8	7.2	7.2	7.1	7.2	7.3	7.2	6.9						



- [ ] Ranking at each section and finish
- .-.- No data available at this section
- NA No data available



Horse/Jockey Name	Perfect Encounter
Final Rank	7
Fastest Section Time (Section)	0:11.37 (400m)
Top Speed [km/h] (Section)	64.3 (400m)
Race State	Finished



Doomben QLD Professional

Race 2: CASCADE BENCHMARK 68 Handicap - 1650m

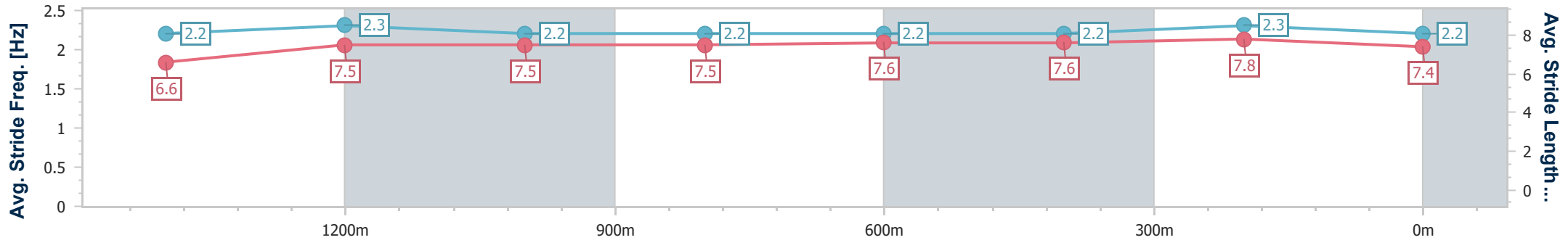
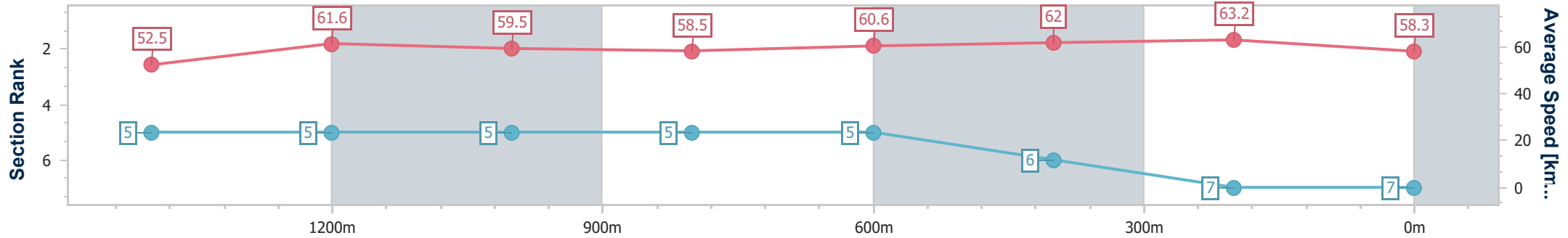
11 September 2024 - 13:09

Track Rating: Good 4, Weather: Overcast, Rail Position: +9.5m Entire



BRISBANE RACING CLUB

Section	Overall	1400m	1200m	1000m	800m	600m	400m	200m
Section Times	1:40.72 [7] (0:17.12)	1:23.60 [5] (0:11.77)	1:11.83 [5] (0:12.09)	0:59.74 [5] (0:12.34)	0:47.40 [5] (0:12.03)	0:35.37 [5] (0:11.67)	0:23.70 [6] (0:11.37)	0:12.33 [7] (0:12.33)
Average Speed [km/h]	52.5	61.6	59.5	58.5	60.6	62.0	63.2	58.3
Top Speed [km/h]	62.9	62.8	60.7	59.4	61.2	63.3	64.3	61.8
Avg. Dist. to Rail [m]	1.5	1.2	1.3	1.0	2.3	0.7	0.5	2.0
Avg. Stride Freq. [Hz]	2.2	2.3	2.2	2.2	2.2	2.2	2.3	2.2
Avg. Stride Length [m]	6.6	7.5	7.5	7.5	7.6	7.6	7.8	7.4



- [ ] Ranking at each section and finish
- .-.- No data available at this section
- NA No data available



# Doomben QLD Professional

## Race 3: SPRING CARNIVAL BOOK NOW Maiden Plate - 1650m

11 September 2024 - 13:46



BRISBANE  
RACING CLUB

Track Rating: Good 4, Weather: Overcast, Rail Position: +9.5m Entire

Section		Overall	1400m	1200m	1000m	800m	600m	400m	Last 600m				
Field Times		1:41.50 (0:17.01)	1:24.49 (0:11.91)	1:12.58 (0:12.52)	1:00.06 (0:12.88)	0:47.18 (0:12.53)	0:34.65 (0:11.76)	0:22.89 (0:11.23)	0:34.65				
Rank	TAB Horse/Jockey	Barrier	Top Speed [km/h]	Fastest Section									Distance Travelled [m]
1	7 MINGARDOS Samantha Collett	1	66.5 400m	0:11.06 400m	1:41.50 [1] (0:17.26)	1:24.24 [4] (0:11.98)	1:12.26 [3] (0:12.43)	0:59.83 [3] (0:12.83)	0:47.00 [3] (0:12.55)	0:34.45 [4] (0:11.80)	0:22.65 [4] (0:11.06)	0:34.45	
2	2 PAPAL WARS Nikita Beriman	5	65.9 400m	0:11.09 400m	1:41.59 [2] (0:17.01)	1:24.58 [1] (0:11.91)	1:12.67 [1] (0:12.52)	1:00.15 [1] (0:12.88)	0:47.27 [1] (0:12.53)	0:34.74 [1] (0:11.83)	0:22.91 [2] (0:11.09)	0:34.67	-2
3	10 VANGUARD LEGEND Jag Guthmann-Chester	3	64.9 400m	0:11.26 400m	1:41.70 [3] (0:17.26)	1:24.44 [3] (0:12.03)	1:12.41 [4] (0:12.48)	0:59.93 [4] (0:12.79)	0:47.14 [4] (0:12.38)	0:34.76 [3] (0:11.67)	0:23.09 [1] (0:11.26)	0:34.76	+7
4	5 EFFIE'S JOY Tahlia Fenlon	6	66.5 400m	0:10.97 400m	1:41.81 [4] (0:17.51)	1:24.30 [7] (0:11.92)	1:12.38 [5] (0:12.48)	0:59.90 [5] (0:12.91)	0:46.99 [5] (0:12.61)	0:34.38 [7] (0:11.80)	0:22.58 [6] (0:10.97)	0:34.38	+6
5	8 PRIDE OF SAVABELLA Cejay Graham	7	66.2 400m	0:11.19 400m	1:41.83 [5] (0:17.14)	1:24.69 [2] (0:11.90)	1:12.79 [2] (0:12.51)	1:00.28 [2] (0:12.84)	0:47.44 [2] (0:12.49)	0:34.94 [2] (0:11.90)	0:23.05 [3] (0:11.19)	0:35.05	+1
6	1 CASANOVA MAN Dale Smith	8	66.5 400m	0:11.10 400m	1:42.17 [6] (0:18.04)	1:24.13 [9] (0:11.68)	1:12.45 [8] (0:12.62)	0:59.83 [9] (0:12.76)	0:47.07 [8] (0:12.41)	0:34.66 [8] (0:11.99)	0:22.67 [8] (0:11.10)	0:34.66	+14
7	9 PROCLAIMER Robbie Dolan	10	64.2 400m	0:11.41 400m	1:42.27 [7] (0:17.41)	1:24.86 [6] (0:12.14)	1:12.72 [7] (0:12.49)	1:00.23 [7] (0:12.85)	0:47.38 [7] (0:12.41)	0:34.97 [6] (0:11.71)	0:23.26 [5] (0:11.41)	0:34.97	+7
8	4 WOODLAND WONDER Noel Callow	2	64.6 400m	0:11.48 400m	1:43.38 [8] (0:17.83)	1:25.55 [8] (0:11.91)	1:13.64 [9] (0:12.52)	1:01.12 [8] (0:12.95)	0:48.17 [9] (0:12.49)	0:35.68 [9] (0:11.85)	0:23.83 [9] (0:11.48)	0:35.68	+4
9	6 CAPTAIN GOOD VIBES Angela Jones	9	62.8 Overall	0:11.84 400m	1:43.61 [9] (0:17.30)	1:26.31 [5] (0:12.19)	1:14.12 [6] (0:12.49)	1:01.63 [6] (0:12.90)	0:48.73 [6] (0:12.40)	0:36.33 [5] (0:12.08)	0:24.25 [7] (0:11.84)	0:36.33	+8

Scratched: More You Think (#12), Shabooh Shalaa (#3), Lady Deanne (#11), Marvia Miss (#13)

[ ] Ranking at each section and finish  
 -:-:- No data available at this section  
 NA No data available

SCN Saddle cloth number  
 DNF Did not finish  
 DNT Did not track



# Doomben QLD Professional

## Race 3: SPRING CARNIVAL BOOK NOW Maiden Plate - 1650m

11 September 2024 - 13:46



BRISBANE  
RACING CLUB

Track Rating: Good 4, Weather: Overcast, Rail Position: +9.5m Entire

Section				200m				Last 600m	
Field Times				0:11.66 (0:11.66)				0:34.65	
Rank	TAB	Horse/Jockey	Barrier	Top Speed [km/h]	Fastest Section	Margin			Distance Travelled [m]
1	7	<b>MINGARDOS</b> Samantha Collett	1	66.5 400m	0:11.06 400m	0:11.59 [4] (0:11.59)	1:41.50		0:34.45
2	2	<b>PAPAL WARS</b> Nikita Beriman	5	65.9 400m	0:11.09 400m	0:11.75 [1] (0:11.75)	0.55L		0:34.67 -2
3	10	<b>VANGUARD LEGEND</b> Jag Guthmann-Chester	3	64.9 400m	0:11.26 400m	0:11.83 [3] (0:11.83)	1.16L		0:34.76 +7
4	5	<b>EFFIE'S JOY</b> Tahlia Fenlon	6	66.5 400m	0:10.97 400m	0:11.61 [5] (0:11.61)	1.82L		0:34.38 +6
5	8	<b>PRIDE OF SAVABELLA</b> Cejay Graham	7	66.2 400m	0:11.19 400m	0:11.96 [2] (0:11.96)	1.96L		0:35.05 +1
6	1	<b>CASANOVA MAN</b> Dale Smith	8	66.5 400m	0:11.10 400m	0:11.57 [7] (0:11.57)	3.96L		0:34.66 +14
7	9	<b>PROCLAIMER</b> Robbie Dolan	10	64.2 400m	0:11.41 400m	0:11.85 [6] (0:11.85)	4.51L		0:34.97 +7
8	4	<b>WOODLAND WONDER</b> Noel Callow	2	64.6 400m	0:11.48 400m	0:12.35 [8] (0:12.35)	11.04L		0:35.68 +4
9	6	<b>CAPTAIN GOOD VIBES</b> Angela Jones	9	62.8 Overall	0:11.84 400m	0:12.41 [9] (0:12.41)	12.43L		0:36.33 +8

Scratched: More You Think (#12), Shabooh Shalaa (#3), Lady Deanne (#11), Marvia Miss (#13)





Horse/Jockey Name	Mingardos
Final Rank	1
Fastest Section Time (Section)	0:11.06 (400m)
Top Speed [km/h] (Section)	66.5 (400m)
Race State	Finished



Doomben QLD Professional

Race 3: SPRING CARNIVAL BOOK NOW Maiden Plate - 1650m

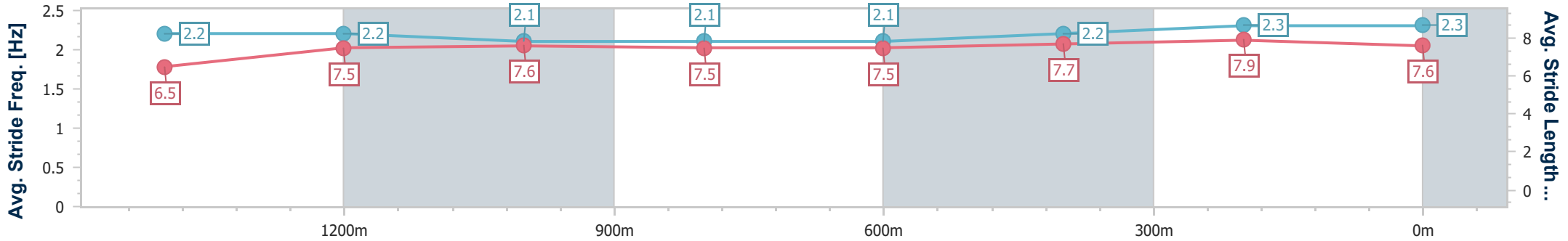
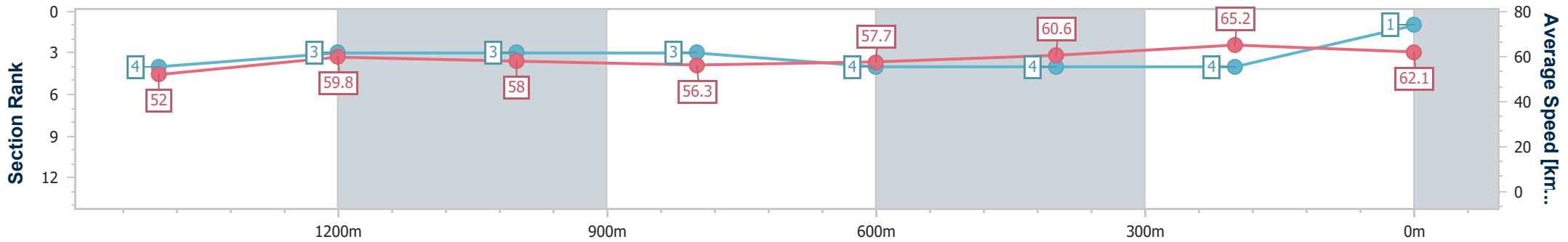
11 September 2024 - 13:46

Track Rating: Good 4, Weather: Overcast, Rail Position: +9.5m Entire



BRISBANE RACING CLUB

Section	Overall	1400m	1200m	1000m	800m	600m	400m	200m
Section Times	1:41.50 [1] (0:17.26)	1:24.24 [4] (0:11.98)	1:12.26 [3] (0:12.43)	0:59.83 [3] (0:12.83)	0:47.00 [3] (0:12.55)	0:34.45 [4] (0:11.80)	0:22.65 [4] (0:11.06)	0:11.59 [4] (0:11.59)
Average Speed [km/h]	52.0	59.8	58.0	56.3	57.7	60.6	65.2	62.1
Top Speed [km/h]	63.2	62.7	59.0	57.2	58.4	63.6	66.5	64.7
Avg. Dist. to Rail [m]	1.9	0.8	1.9	2.0	0.8	1.2	1.4	2.4
Avg. Stride Freq. [Hz]	2.2	2.2	2.1	2.1	2.1	2.2	2.3	2.3
Avg. Stride Length [m]	6.5	7.5	7.6	7.5	7.5	7.7	7.9	7.6



- [ ] Ranking at each section and finish
- .-.- No data available at this section
- NA No data available



Horse/Jockey Name	Papal Wars
Final Rank	2
Fastest Section Time (Section)	0:11.09 (400m)
Top Speed [km/h] (Section)	65.9 (400m)
Race State	Finished



Doomben QLD Professional

Race 3: SPRING CARNIVAL BOOK NOW Maiden Plate - 1650m

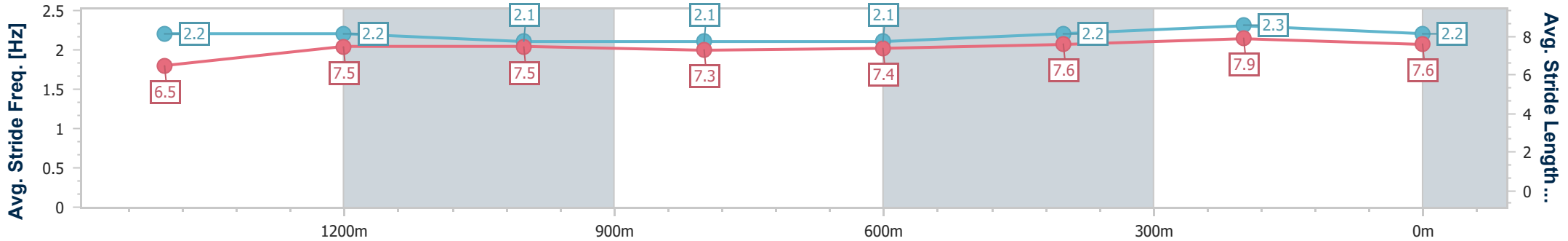
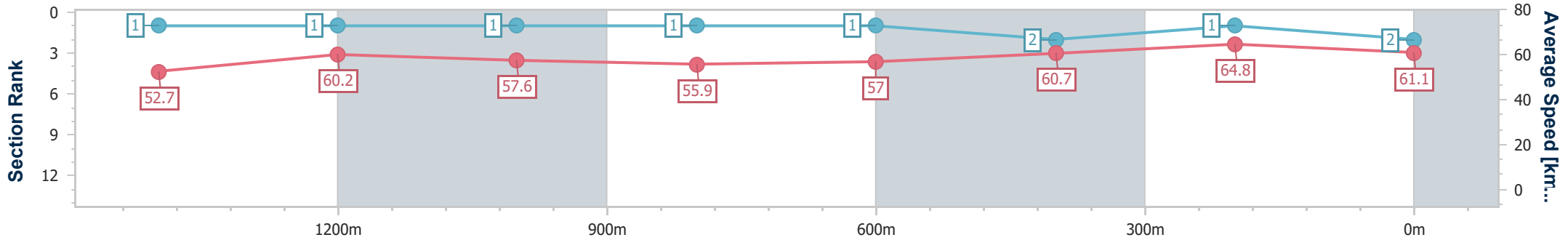
11 September 2024 - 13:46

Track Rating: Good 4, Weather: Overcast, Rail Position: +9.5m Entire



BRISBANE RACING CLUB

Section	Overall	1400m	1200m	1000m	800m	600m	400m	200m
Section Times	1:41.59 [2] (0:17.01)	1:24.58 [1] (0:11.91)	1:12.67 [1] (0:12.52)	1:00.15 [1] (0:12.88)	0:47.27 [1] (0:12.53)	0:34.74 [1] (0:11.83)	0:22.91 [2] (0:11.09)	0:11.75 [1] (0:11.75)
Average Speed [km/h]	52.7	60.2	57.6	55.9	57.0	60.7	64.8	61.1
Top Speed [km/h]	63.2	63.1	58.9	56.8	58.5	63.1	65.9	63.9
Avg. Dist. to Rail [m]	1.4	1.3	2.3	1.3	0.4	1.1	1.3	1.2
Avg. Stride Freq. [Hz]	2.2	2.2	2.1	2.1	2.1	2.2	2.3	2.2
Avg. Stride Length [m]	6.5	7.5	7.5	7.3	7.4	7.6	7.9	7.6



- [ ] Ranking at each section and finish
- .-.- No data available at this section
- NA No data available



Horse/Jockey Name	Vanguard Legend
Final Rank	3
Fastest Section Time (Section)	0:11.26 (400m)
Top Speed [km/h] (Section)	64.9 (400m)
Race State	Finished



Doomben QLD Professional

Race 3: SPRING CARNIVAL BOOK NOW Maiden Plate - 1650m

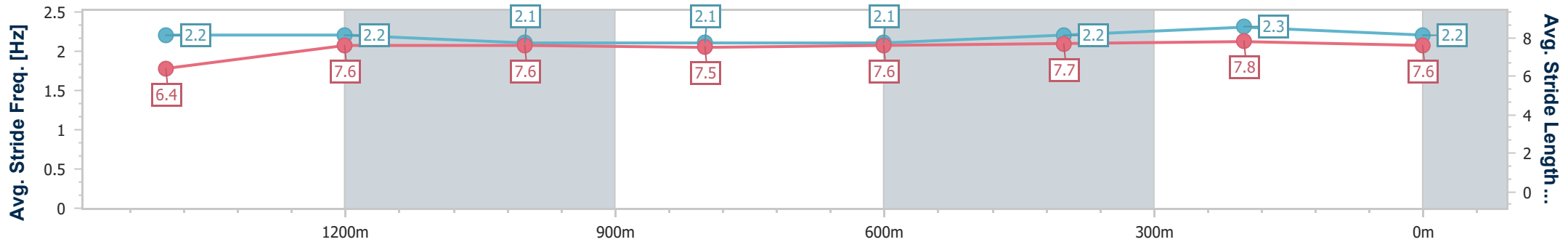
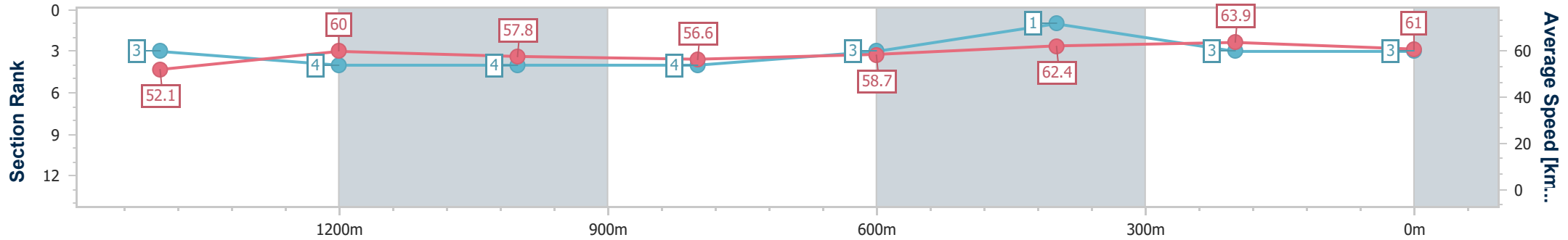
11 September 2024 - 13:46

Track Rating: Good 4, Weather: Overcast, Rail Position: +9.5m Entire



BRISBANE RACING CLUB

Section	Overall	1400m	1200m	1000m	800m	600m	400m	200m
Section Times	1:41.70 [3] (0:17.26)	1:24.44 [3] (0:12.03)	1:12.41 [4] (0:12.48)	0:59.93 [4] (0:12.79)	0:47.14 [4] (0:12.38)	0:34.76 [3] (0:11.67)	0:23.09 [1] (0:11.26)	0:11.83 [3] (0:11.83)
Average Speed [km/h]	52.1	60.0	57.8	56.6	58.7	62.4	63.9	61.0
Top Speed [km/h]	62.8	61.6	59.5	57.3	60.2	63.9	64.9	63.5
Avg. Dist. to Rail [m]	0.6	0.8	1.7	2.1	2.0	1.3	1.6	2.2
Avg. Stride Freq. [Hz]	2.2	2.2	2.1	2.1	2.1	2.2	2.3	2.2
Avg. Stride Length [m]	6.4	7.6	7.6	7.5	7.6	7.7	7.8	7.6



- [ ] Ranking at each section and finish
- .-.- No data available at this section
- NA No data available



Horse/Jockey Name	Effie's Joy
Final Rank	4
Fastest Section Time (Section)	0:10.97 (400m)
Top Speed [km/h] (Section)	66.5 (400m)
Race State	Finished



Doomben QLD Professional

Race 3: SPRING CARNIVAL BOOK NOW Maiden Plate - 1650m

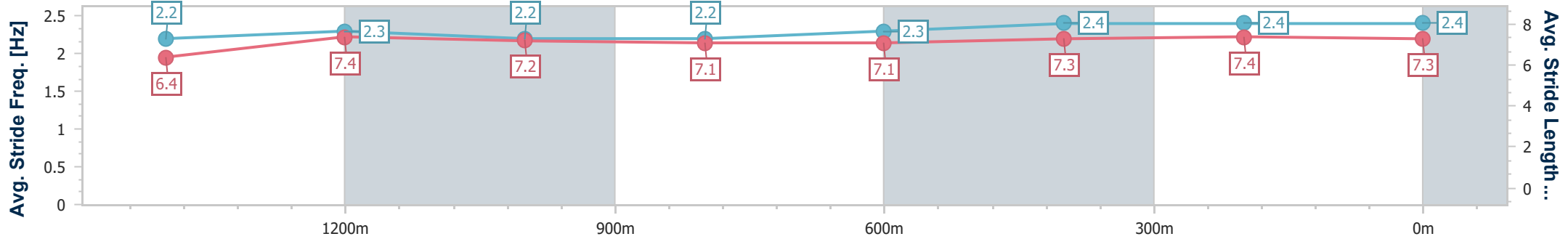
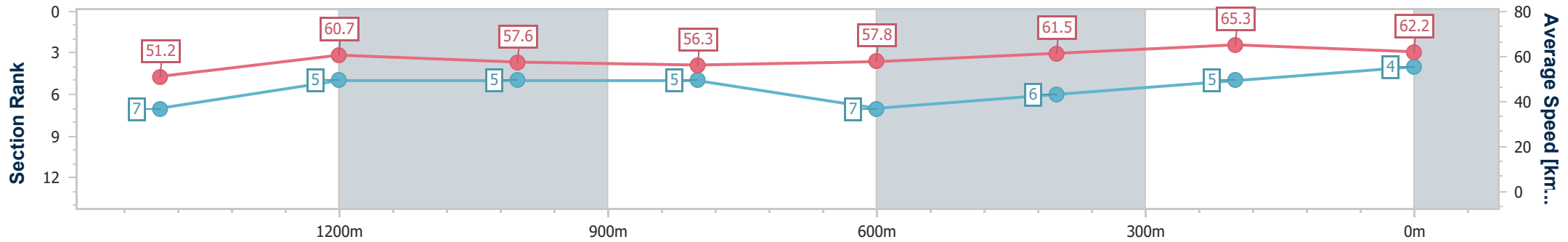
11 September 2024 - 13:46

Track Rating: Good 4, Weather: Overcast, Rail Position: +9.5m Entire



BRISBANE RACING CLUB

Section	Overall	1400m	1200m	1000m	800m	600m	400m	200m
Section Times	1:41.81 [4] (0:17.51)	1:24.30 [7] (0:11.92)	1:12.38 [5] (0:12.48)	0:59.90 [5] (0:12.91)	0:46.99 [5] (0:12.61)	0:34.38 [7] (0:11.80)	0:22.58 [6] (0:10.97)	0:11.61 [5] (0:11.61)
Average Speed [km/h]	51.2	60.7	57.6	56.3	57.8	61.5	65.3	62.2
Top Speed [km/h]	63.8	62.6	60.2	57.7	59.1	66.2	66.5	63.9
Avg. Dist. to Rail [m]	1.4	1.1	3.6	2.9	2.6	1.9	1.6	5.0
Avg. Stride Freq. [Hz]	2.2	2.3	2.2	2.2	2.3	2.4	2.4	2.4
Avg. Stride Length [m]	6.4	7.4	7.2	7.1	7.1	7.3	7.4	7.3



- [ ] Ranking at each section and finish
- .-.- No data available at this section
- NA No data available



Horse/Jockey Name	Pride Of Savabella
Final Rank	5
Fastest Section Time (Section)	0:11.19 (400m)
Top Speed [km/h] (Section)	66.2 (400m)
Race State	Finished



Doomben QLD Professional

Race 3: SPRING CARNIVAL BOOK NOW Maiden Plate - 1650m

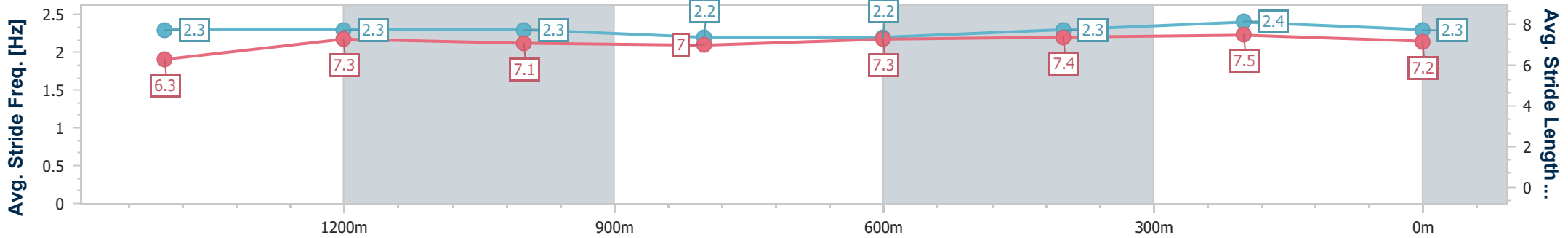
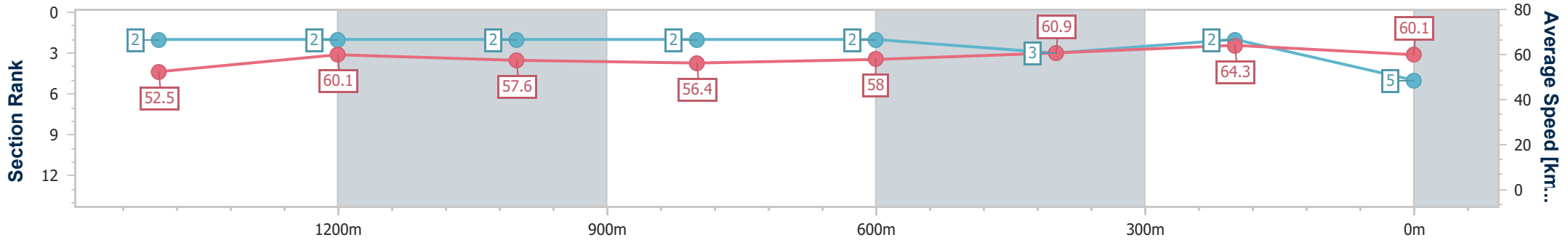
11 September 2024 - 13:46

Track Rating: Good 4, Weather: Overcast, Rail Position: +9.5m Entire



BRISBANE RACING CLUB

Section	Overall	1400m	1200m	1000m	800m	600m	400m	200m
Section Times	1:41.83 [5] (0:17.14)	1:24.69 [2] (0:11.90)	1:12.79 [2] (0:12.51)	1:00.28 [2] (0:12.84)	0:47.44 [2] (0:12.49)	0:34.94 [2] (0:11.90)	0:23.05 [3] (0:11.19)	0:11.96 [2] (0:11.96)
Average Speed [km/h]	52.5	60.1	57.6	56.4	58.0	60.9	64.3	60.1
Top Speed [km/h]	64.4	63.2	59.3	57.4	59.1	63.4	66.2	63.8
Avg. Dist. to Rail [m]	2.1	0.8	1.4	1.8	1.0	0.5	0.9	1.3
Avg. Stride Freq. [Hz]	2.3	2.3	2.3	2.2	2.2	2.3	2.4	2.3
Avg. Stride Length [m]	6.3	7.3	7.1	7.0	7.3	7.4	7.5	7.2



- [ ] Ranking at each section and finish
- .-.- No data available at this section
- NA No data available



Horse/Jockey Name	Casanova Man
Final Rank	6
Fastest Section Time (Section)	0:11.10 (400m)
Top Speed [km/h] (Section)	66.5 (400m)
Race State	Finished



Doomben QLD Professional

Race 3: SPRING CARNIVAL BOOK NOW Maiden Plate - 1650m

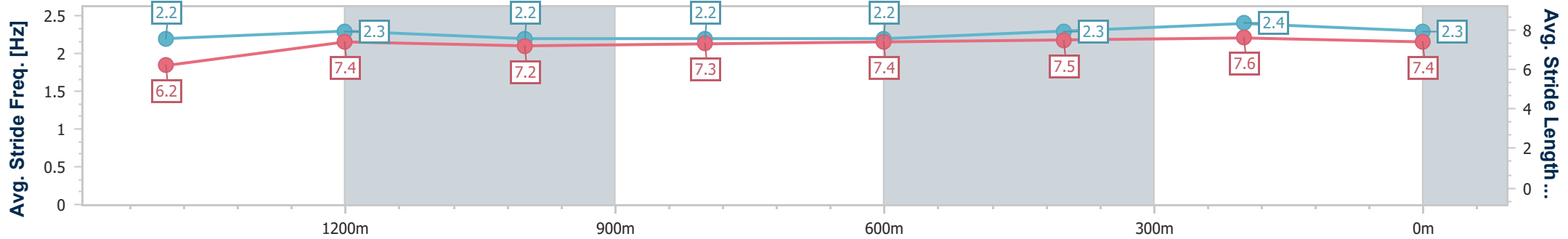
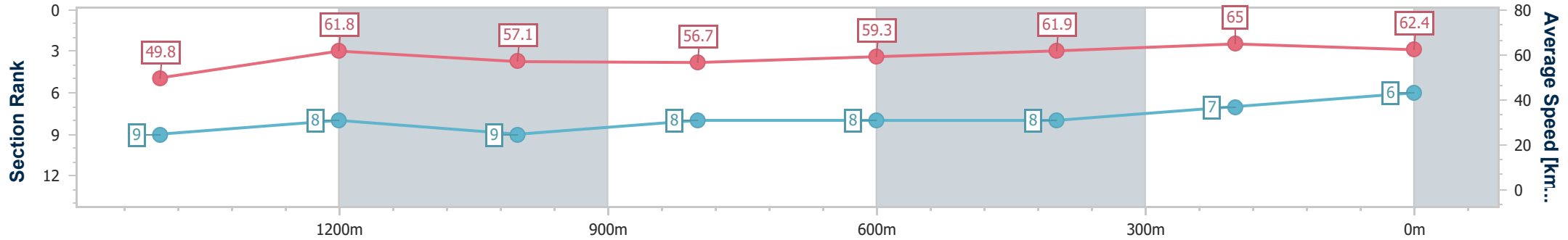
11 September 2024 - 13:46

Track Rating: Good 4, Weather: Overcast, Rail Position: +9.5m Entire



BRISBANE RACING CLUB

Section	Overall	1400m	1200m	1000m	800m	600m	400m	200m
Section Times	1:42.17 [6] (0:18.04)	1:24.13 [9] (0:11.68)	1:12.45 [8] (0:12.62)	0:59.83 [9] (0:12.76)	0:47.07 [8] (0:12.41)	0:34.66 [8] (0:11.99)	0:22.67 [8] (0:11.10)	0:11.57 [7] (0:11.57)
Average Speed [km/h]	49.8	61.8	57.1	56.7	59.3	61.9	65.0	62.4
Top Speed [km/h]	62.5	63.6	61.4	57.9	61.3	63.8	66.5	64.1
Avg. Dist. to Rail [m]	2.4	1.5	3.1	2.6	4.3	4.9	4.2	5.0
Avg. Stride Freq. [Hz]	2.2	2.3	2.2	2.2	2.2	2.3	2.4	2.3
Avg. Stride Length [m]	6.2	7.4	7.2	7.3	7.4	7.5	7.6	7.4



- [ ] Ranking at each section and finish
- .-.- No data available at this section
- NA No data available



Horse/Jockey Name	Proclaimer
Final Rank	7
Fastest Section Time (Section)	0:11.41 (400m)
Top Speed [km/h] (Section)	64.2 (400m)
Race State	Finished



Doomben QLD Professional

Race 3: SPRING CARNIVAL BOOK NOW Maiden Plate - 1650m

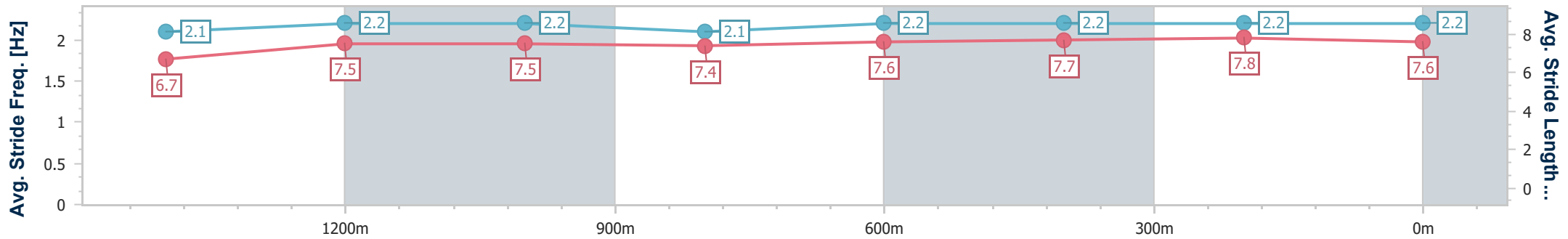
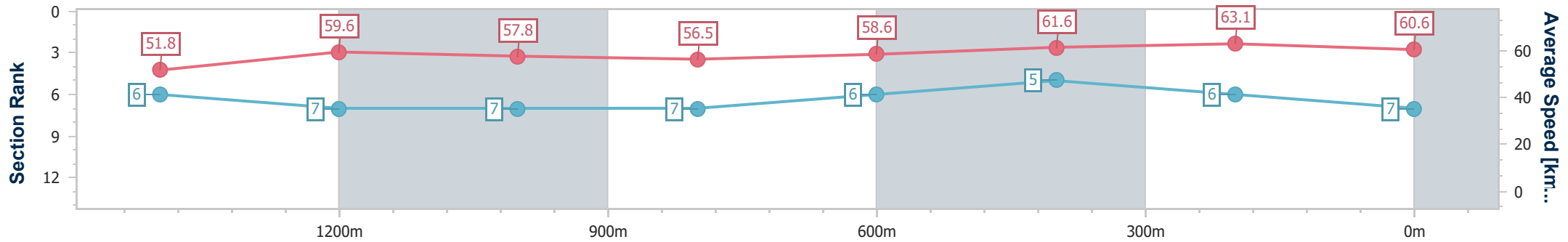
11 September 2024 - 13:46

Track Rating: Good 4, Weather: Overcast, Rail Position: +9.5m Entire



BRISBANE RACING CLUB

Section	Overall	1400m	1200m	1000m	800m	600m	400m	200m
Section Times	1:42.27 [7] (0:17.41)	1:24.86 [6] (0:12.14)	1:12.72 [7] (0:12.49)	1:00.23 [7] (0:12.85)	0:47.38 [7] (0:12.41)	0:34.97 [6] (0:11.71)	0:23.26 [5] (0:11.41)	0:11.85 [6] (0:11.85)
Average Speed [km/h]	51.8	59.6	57.8	56.5	58.6	61.6	63.1	60.6
Top Speed [km/h]	63.1	61.0	59.5	57.5	61.0	63.7	64.2	63.1
Avg. Dist. to Rail [m]	3.2	1.5	3.8	3.6	1.9	0.8	1.7	2.4
Avg. Stride Freq. [Hz]	2.1	2.2	2.2	2.1	2.2	2.2	2.2	2.2
Avg. Stride Length [m]	6.7	7.5	7.5	7.4	7.6	7.7	7.8	7.6



- [ ] Ranking at each section and finish
- .-.- No data available at this section
- NA No data available



Horse/Jockey Name	Woodland Wonder
Final Rank	8
Fastest Section Time (Section)	0:11.48 (400m)
Top Speed [km/h] (Section)	64.6 (400m)
Race State	Finished



Doomben QLD Professional

Race 3: SPRING CARNIVAL BOOK NOW Maiden Plate - 1650m

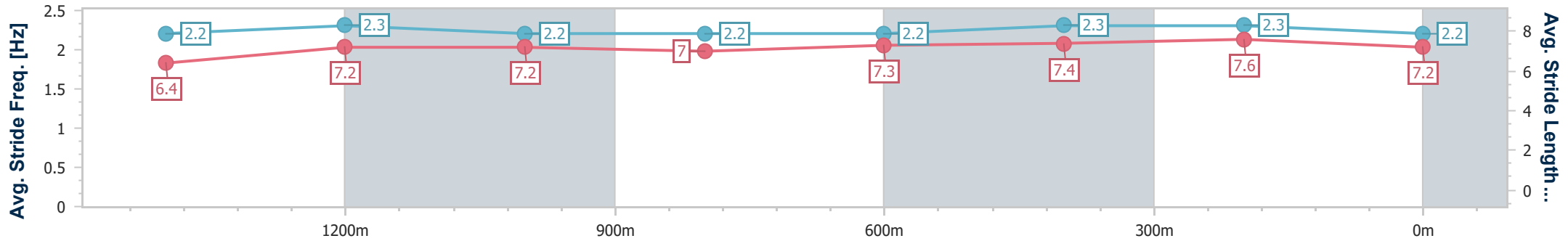
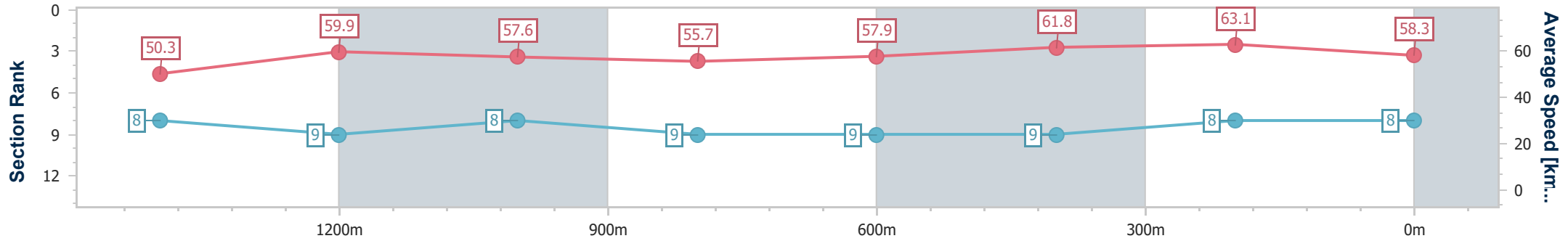
11 September 2024 - 13:46

Track Rating: Good 4, Weather: Overcast, Rail Position: +9.5m Entire



BRISBANE RACING CLUB

Section	Overall	1400m	1200m	1000m	800m	600m	400m	200m
Section Times	1:43.38 [8] (0:17.83)	1:25.55 [8] (0:11.91)	1:13.64 [9] (0:12.52)	1:01.12 [8] (0:12.95)	0:48.17 [9] (0:12.49)	0:35.68 [9] (0:11.85)	0:23.83 [9] (0:11.48)	0:12.35 [8] (0:12.35)
Average Speed [km/h]	50.3	59.9	57.6	55.7	57.9	61.8	63.1	58.3
Top Speed [km/h]	60.1	61.1	59.4	56.4	62.4	63.1	64.6	62.7
Avg. Dist. to Rail [m]	2.0	1.2	0.9	1.4	1.1	2.7	3.6	4.0
Avg. Stride Freq. [Hz]	2.2	2.3	2.2	2.2	2.2	2.3	2.3	2.2
Avg. Stride Length [m]	6.4	7.2	7.2	7.0	7.3	7.4	7.6	7.2



- [ ] Ranking at each section and finish
- .-.- No data available at this section
- NA No data available





Horse/Jockey Name	Captain Good Vibes
Final Rank	9
Fastest Section Time (Section)	0:11.84 (400m)
Top Speed [km/h] (Section)	62.8 (Overall)
Race State	Finished



Doomben QLD Professional

Race 3: SPRING CARNIVAL BOOK NOW Maiden Plate - 1650m

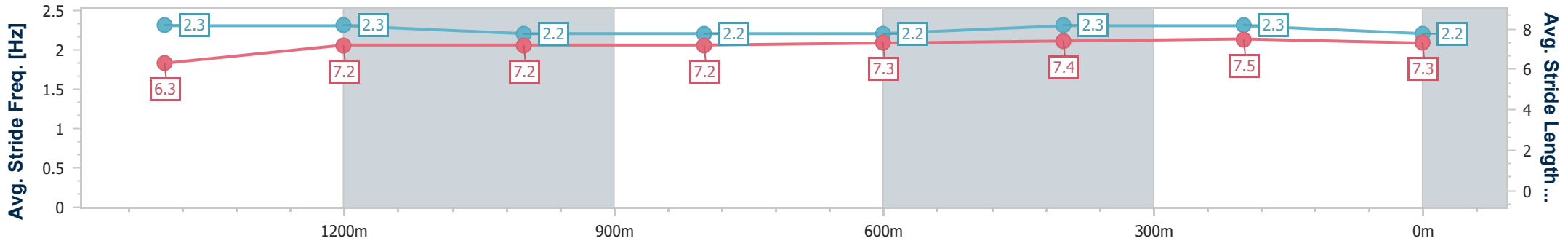
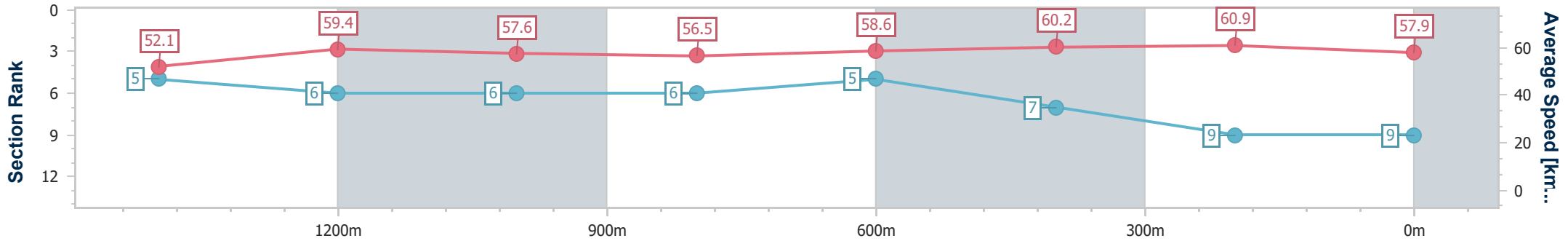
11 September 2024 - 13:46

Track Rating: Good 4, Weather: Overcast, Rail Position: +9.5m Entire



BRISBANE RACING CLUB

Section	Overall	1400m	1200m	1000m	800m	600m	400m	200m
Section Times	1:43.61 [9] (0:17.30)	1:26.31 [5] (0:12.19)	1:14.12 [6] (0:12.49)	1:01.63 [6] (0:12.90)	0:48.73 [6] (0:12.40)	0:36.33 [5] (0:12.08)	0:24.25 [7] (0:11.84)	0:12.41 [9] (0:12.41)
Average Speed [km/h]	52.1	59.4	57.6	56.5	58.6	60.2	60.9	57.9
Top Speed [km/h]	62.8	60.7	59.4	57.3	60.4	60.8	61.4	60.5
Avg. Dist. to Rail [m]	3.0	1.1	2.5	3.0	2.4	1.7	1.4	0.6
Avg. Stride Freq. [Hz]	2.3	2.3	2.2	2.2	2.2	2.3	2.3	2.2
Avg. Stride Length [m]	6.3	7.2	7.2	7.2	7.3	7.4	7.5	7.3



- [ ] Ranking at each section and finish
- .-.- No data available at this section
- NA No data available



# Doomben QLD Professional

## Race 4: U&U RECRUITMENT Class 1 Plate - 1650m

11 September 2024 - 14:19



BRISBANE  
RACING CLUB

Track Rating: Good 4, Weather: Overcast, Rail Position: +9.5m Entire

Section		Overall	1400m	1200m	1000m	800m	600m	400m	Last 600m				
Field Times		1:39.47 (0:16.55)	1:22.92 (0:11.19)	1:11.73 (0:11.85)	0:59.88 (0:11.94)	0:47.94 (0:12.03)	0:35.91 (0:12.00)	0:23.91 (0:11.61)	0:35.91				
Rank	TAB Horse/Jockey	Barrier	Top Speed [km/h]	Fastest Section									Distance Travelled [m]
1	7 FEATHERTOP Andrew Mallyon	7	63.7 400m	0:11.38 1400m	1:39.47 [1] (0:17.37)	1:22.10 [6] (0:11.38)	1:10.72 [6] (0:11.69)	0:59.03 [6] (0:11.97)	0:47.06 [6] (0:11.91)	0:35.15 [6] (0:11.77)	0:23.38 [6] (0:11.49)	0:35.15	
2	10 SANBANO Jag Guthmann-Chester	8	65.1 Overall	0:11.39 1400m	1:39.53 [2] (0:16.92)	1:22.61 [3] (0:11.39)	1:11.22 [3] (0:11.70)	0:59.52 [3] (0:11.97)	0:47.55 [3] (0:11.92)	0:35.63 [3] (0:11.81)	0:23.82 [2] (0:11.55)	0:35.63	+6
3	6 ARISTELLA Noel Callow	10	65.7 1400m	0:11.24 1400m	1:39.61 [3] (0:17.74)	1:21.87 [8] (0:11.24)	1:10.63 [7] (0:11.65)	0:58.98 [7] (0:12.10)	0:46.88 [8] (0:11.80)	0:35.08 [8] (0:11.60)	0:23.48 [8] (0:11.43)	0:35.08	+11
4	5 AERIAL BAY Emily Lang	11	65.5 Overall	0:11.51 400m	1:39.68 [4] (0:16.98)	1:22.70 [4] (0:11.70)	1:11.00 [5] (0:11.67)	0:59.33 [5] (0:12.02)	0:47.31 [5] (0:11.90)	0:35.41 [5] (0:11.65)	0:23.76 [4] (0:11.51)	0:35.41	+7
5	8 FREEMAN Robbie Dolan	3	64.3 Overall	0:11.50 1400m	1:39.77 [5] (0:16.98)	1:22.79 [5] (0:11.50)	1:11.29 [4] (0:11.59)	0:59.70 [4] (0:11.95)	0:47.75 [4] (0:11.97)	0:35.78 [4] (0:11.98)	0:23.80 [5] (0:11.51)	0:35.78	+5
6	12 GINASUE Georgina Cartwright	4	63.5 400m	0:11.48 1400m	1:39.84 [6] (0:17.56)	1:22.28 [7] (0:11.48)	1:10.80 [8] (0:11.61)	0:59.19 [8] (0:12.01)	0:47.18 [7] (0:11.79)	0:35.39 [7] (0:11.66)	0:23.73 [7] (0:11.52)	0:35.39	+3
7	3 LIETUVA Ryan Maloney	1	65.2 1400m	0:11.28 1400m	1:39.98 [7] (0:16.69)	1:23.29 [2] (0:11.28)	1:12.01 [2] (0:11.75)	1:00.26 [2] (0:12.00)	0:48.26 [2] (0:12.09)	0:36.17 [2] (0:11.75)	0:24.42 [1] (0:11.61)	0:36.17	+2
8	11 WITH DIAMONDS Tahlia Fenlon	12	65.2 1400m	0:11.37 1400m	1:40.07 [8] (0:17.77)	1:22.30 [9] (0:11.37)	1:10.93 [9] (0:11.69)	0:59.24 [9] (0:12.06)	0:47.18 [9] (0:11.80)	0:35.38 [9] (0:11.64)	0:23.74 [9] (0:11.46)	0:35.38	+10
9	4 WEST CORK Nathan Evans	5	66.8 1400m	0:11.19 1400m	1:44.42 [9] (0:16.55)	1:27.87 [1] (0:11.19)	1:16.68 [1] (0:11.85)	1:04.83 [1] (0:11.94)	0:52.89 [1] (0:12.03)	0:40.86 [1] (0:12.27)	0:28.59 [3] (0:12.83)	0:40.86	+2

Scratched: Bitoftheblarney (#1), Jenni Moreese (#9), Gold Prince (#2)



# Doomben QLD Professional

## Race 4: U&U RECRUITMENT Class 1 Plate - 1650m

11 September 2024 - 14:19



BRISBANE  
RACING CLUB

Track Rating: Good 4, Weather: Overcast, Rail Position: +9.5m Entire

Section							200m			Last 600m
Field Times							0:12.30			0:35.91
							(0:12.30)			
Rank	TAB	Horse/Jockey	Barrier	Top Speed [km/h]	Fastest Section	Margin			Distance Travelled [m]	
1	7	FEATHERTOP Andrew Mallyon	7	63.7 400m	0:11.38 1400m	0:11.89 [6] (0:11.89)	1:39.47			0:35.15
2	10	SANBANO Jag Guthmann-Chester	8	65.1 Overall	0:11.39 1400m	0:12.27 [2] (0:12.27)	0.36L			0:35.63 +6
3	6	ARISTELLA Noel Callow	10	65.7 1400m	0:11.24 1400m	0:12.05 [5] (0:12.05)	0.79L			0:35.08 +11
4	5	AERIAL BAY Emily Lang	11	65.5 Overall	0:11.51 400m	0:12.25 [3] (0:12.25)	1.23L			0:35.41 +7
5	8	FREEMAN Robbie Dolan	3	64.3 Overall	0:11.50 1400m	0:12.29 [4] (0:12.29)	1.76L			0:35.78 +5
6	12	GINASUE Georgina Cartwright	4	63.5 400m	0:11.48 1400m	0:12.21 [7] (0:12.21)	2.15L			0:35.39 +3
7	3	LIETUVA Ryan Maloney	1	65.2 1400m	0:11.28 1400m	0:12.81 [1] (0:12.81)	2.99L			0:36.17 +2
8	11	WITH DIAMONDS Tahlia Fenlon	12	65.2 1400m	0:11.37 1400m	0:12.28 [8] (0:12.28)	3.53L			0:35.38 +10
9	4	WEST CORK Nathan Evans	5	66.8 1400m	0:11.19 1400m	0:15.76 [9] (0:15.76)	29.09L			0:40.86 +2

Scratched: Bitoftheblarney (#1), Jenni Moreese (#9), Gold Prince (#2)

[ ] Ranking at each section and finish  
 -:-:- No data available at this section  
 NA No data available

SCN Saddle cloth number  
 DNF Did not finish  
 DNT Did not track



Horse/Jockey Name	Feathertop
Final Rank	1
Fastest Section Time (Section)	0:11.38 (1400m)
Top Speed [km/h] (Section)	63.7 (400m)
Race State	Finished



### Doomben QLD Professional

Race 4: U&U RECRUITMENT Class 1 Plate - 1650m

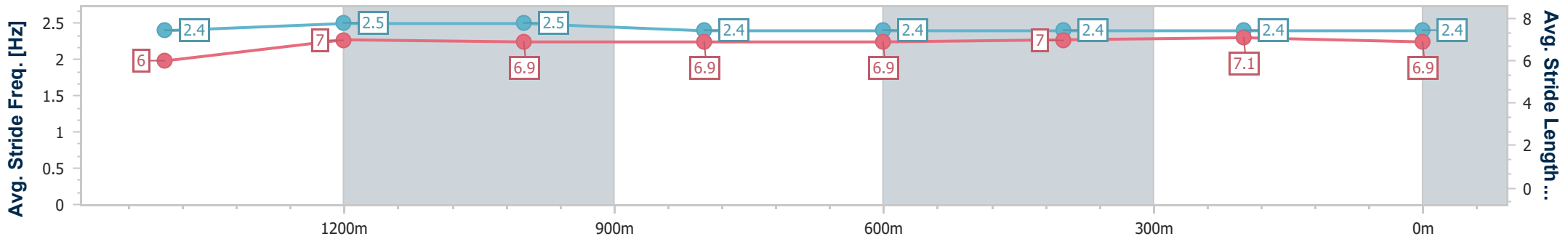
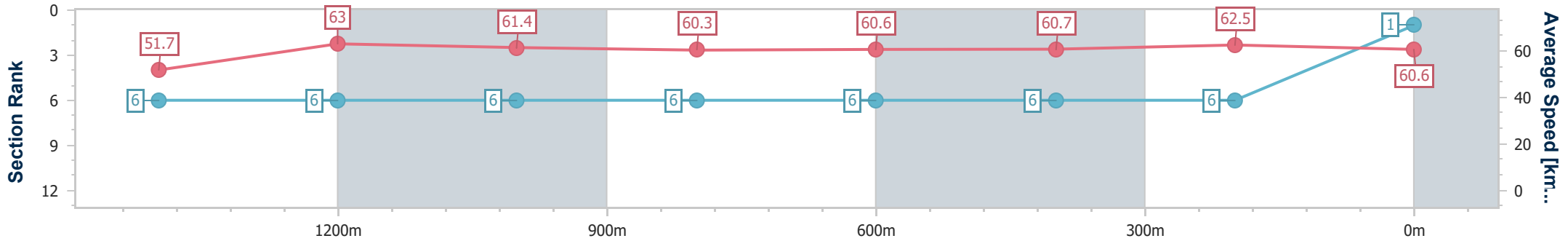
11 September 2024 - 14:19

Track Rating: Good 4, Weather: Overcast, Rail Position: +9.5m Entire



BRISBANE RACING CLUB

Section	Overall	1400m	1200m	1000m	800m	600m	400m	200m
Section Times	1:39.47 [1] (0:17.37)	1:22.10 [6] (0:11.38)	1:10.72 [6] (0:11.69)	0:59.03 [6] (0:11.97)	0:47.06 [6] (0:11.91)	0:35.15 [6] (0:11.77)	0:23.38 [6] (0:11.49)	0:11.89 [6] (0:11.89)
Average Speed [km/h]	51.7	63.0	61.4	60.3	60.6	60.7	62.5	60.6
Top Speed [km/h]	63.4	63.4	63.2	61.6	61.7	62.5	63.7	61.8
Avg. Dist. to Rail [m]	1.6	1.0	0.3	0.3	0.7	0.9	0.7	0.8
Avg. Stride Freq. [Hz]	2.4	2.5	2.5	2.4	2.4	2.4	2.4	2.4
Avg. Stride Length [m]	6.0	7.0	6.9	6.9	6.9	7.0	7.1	6.9



- [ ] Ranking at each section and finish
- .-.- No data available at this section
- NA No data available



Horse/Jockey Name	Sanbano
Final Rank	2
Fastest Section Time (Section)	0:11.39 (1400m)
Top Speed [km/h] (Section)	65.1 (Overall)
Race State	Finished



Doomben QLD Professional

Race 4: U&U RECRUITMENT Class 1 Plate - 1650m

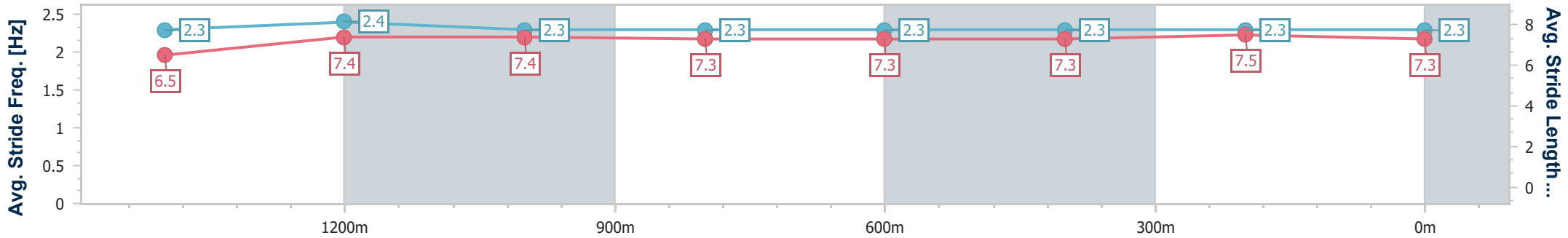
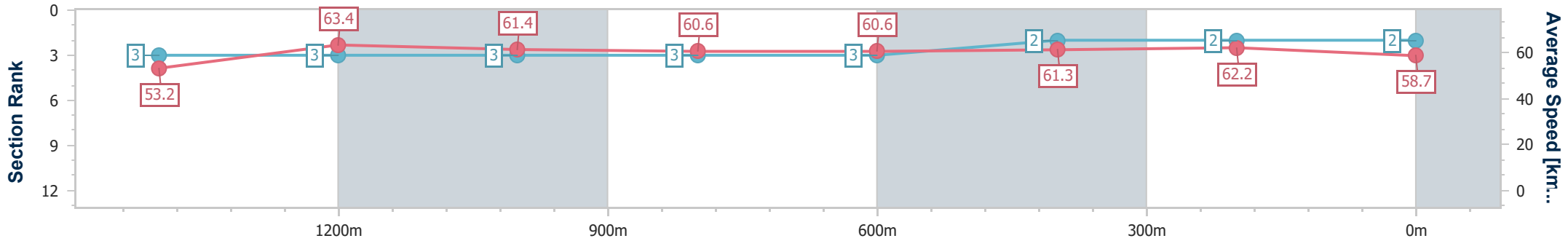
11 September 2024 - 14:19

Track Rating: Good 4, Weather: Overcast, Rail Position: +9.5m Entire



BRISBANE RACING CLUB

Section	Overall	1400m	1200m	1000m	800m	600m	400m	200m
Section Times	1:39.53 [2] (0:16.92)	1:22.61 [3] (0:11.39)	1:11.22 [3] (0:11.70)	0:59.52 [3] (0:11.97)	0:47.55 [3] (0:11.92)	0:35.63 [3] (0:11.81)	0:23.82 [2] (0:11.55)	0:12.27 [2] (0:12.27)
Average Speed [km/h]	53.2	63.4	61.4	60.6	60.6	61.3	62.2	58.7
Top Speed [km/h]	65.1	64.5	62.7	61.8	62.0	62.2	63.0	61.2
Avg. Dist. to Rail [m]	2.6	0.3	0.6	1.2	1.5	1.3	0.9	0.5
Avg. Stride Freq. [Hz]	2.3	2.4	2.3	2.3	2.3	2.3	2.3	2.3
Avg. Stride Length [m]	6.5	7.4	7.4	7.3	7.3	7.3	7.5	7.3



- [ ] Ranking at each section and finish
- .-.- No data available at this section
- NA No data available



Horse/Jockey Name	Aristella
Final Rank	3
Fastest Section Time (Section)	0:11.24 (1400m)
Top Speed [km/h] (Section)	65.7 (1400m)
Race State	Finished



Doomben QLD Professional

Race 4: U&U RECRUITMENT Class 1 Plate - 1650m

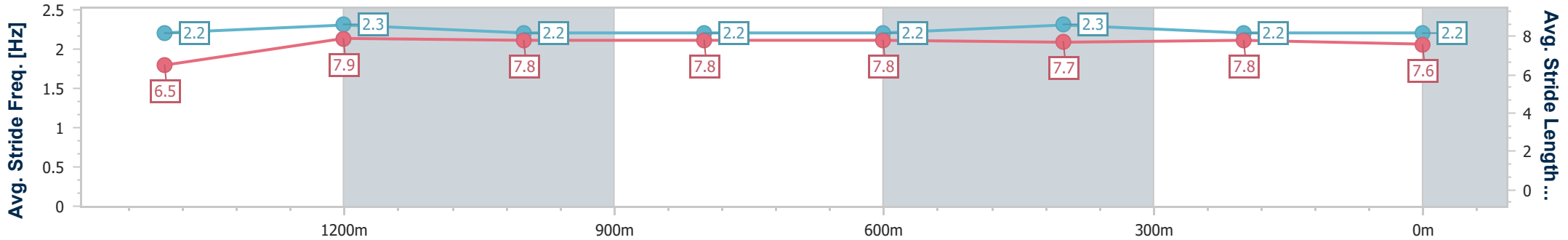
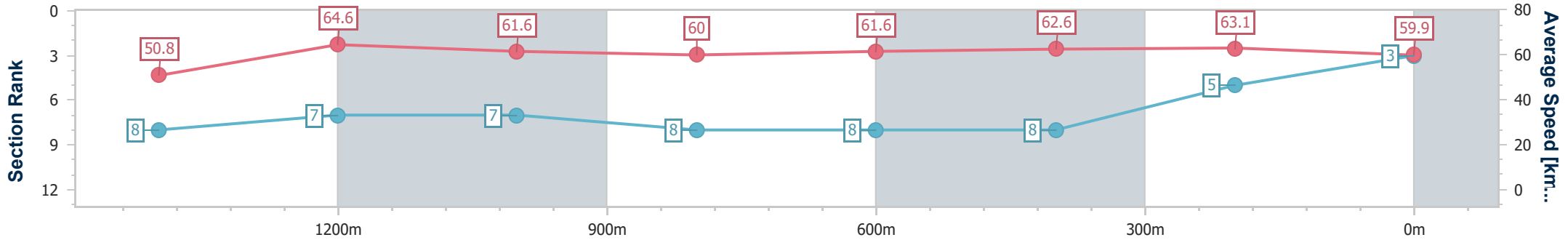
11 September 2024 - 14:19

Track Rating: Good 4, Weather: Overcast, Rail Position: +9.5m Entire



BRISBANE RACING CLUB

Section	Overall	1400m	1200m	1000m	800m	600m	400m	200m
Section Times	1:39.61 [3] (0:17.74)	1:21.87 [8] (0:11.24)	1:10.63 [7] (0:11.65)	0:58.98 [7] (0:12.10)	0:46.88 [8] (0:11.80)	0:35.08 [8] (0:11.60)	0:23.48 [8] (0:11.43)	0:12.05 [5] (0:12.05)
Average Speed [km/h]	50.8	64.6	61.6	60.0	61.6	62.6	63.1	59.9
Top Speed [km/h]	64.0	65.7	63.4	61.2	62.6	63.7	64.7	62.8
Avg. Dist. to Rail [m]	1.5	1.2	2.4	2.4	2.0	1.3	3.6	2.6
Avg. Stride Freq. [Hz]	2.2	2.3	2.2	2.2	2.2	2.3	2.2	2.2
Avg. Stride Length [m]	6.5	7.9	7.8	7.8	7.8	7.7	7.8	7.6



- [ ] Ranking at each section and finish
- .-.- No data available at this section
- NA No data available



Horse/Jockey Name	Aerial Bay
Final Rank	4
Fastest Section Time (Section)	0:11.51 (400m)
Top Speed [km/h] (Section)	65.5 (Overall)
Race State	Finished



Doomben QLD Professional

Race 4: U&U RECRUITMENT Class 1 Plate - 1650m

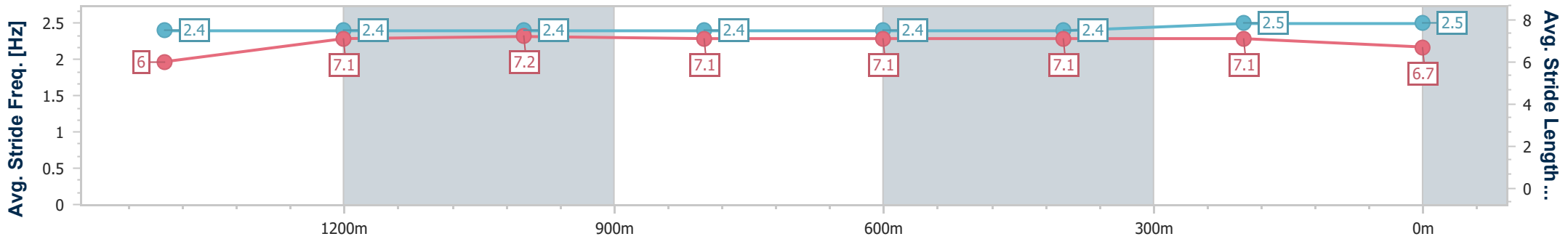
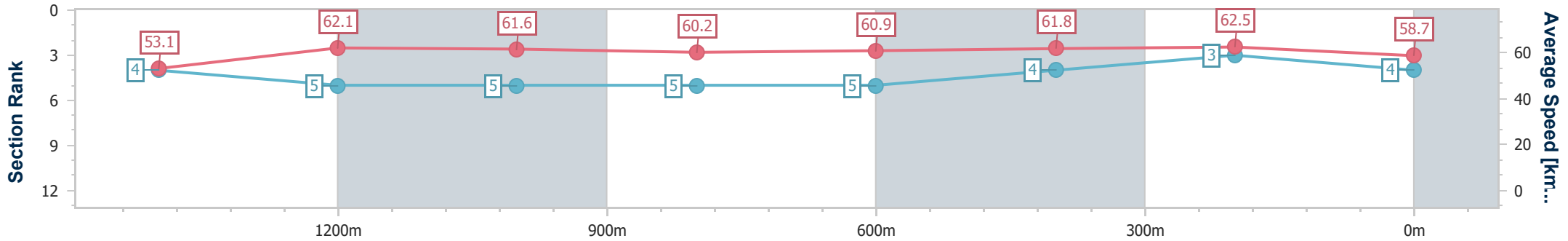
11 September 2024 - 14:19

Track Rating: Good 4, Weather: Overcast, Rail Position: +9.5m Entire



BRISBANE RACING CLUB

Section	Overall	1400m	1200m	1000m	800m	600m	400m	200m
Section Times	1:39.68 [4] (0:16.98)	1:22.70 [4] (0:11.70)	1:11.00 [5] (0:11.67)	0:59.33 [5] (0:12.02)	0:47.31 [5] (0:11.90)	0:35.41 [5] (0:11.65)	0:23.76 [4] (0:11.51)	0:12.25 [3] (0:12.25)
Average Speed [km/h]	53.1	62.1	61.6	60.2	60.9	61.8	62.5	58.7
Top Speed [km/h]	65.5	64.0	63.1	61.4	62.9	63.0	64.6	61.8
Avg. Dist. to Rail [m]	3.9	1.6	1.5	1.6	1.0	0.4	1.3	1.3
Avg. Stride Freq. [Hz]	2.4	2.4	2.4	2.4	2.4	2.4	2.5	2.5
Avg. Stride Length [m]	6.0	7.1	7.2	7.1	7.1	7.1	7.1	6.7



- [ ] Ranking at each section and finish
- .-.- No data available at this section
- NA No data available



Horse/Jockey Name	Freeman
Final Rank	5
Fastest Section Time (Section)	0:11.50 (1400m)
Top Speed [km/h] (Section)	64.3 (Overall)
Race State	Finished



### Doomben QLD Professional

Race 4: U&U RECRUITMENT Class 1 Plate - 1650m

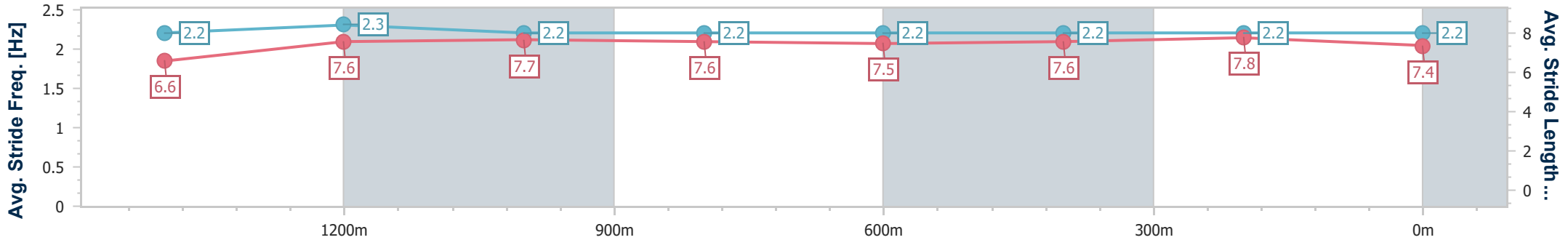
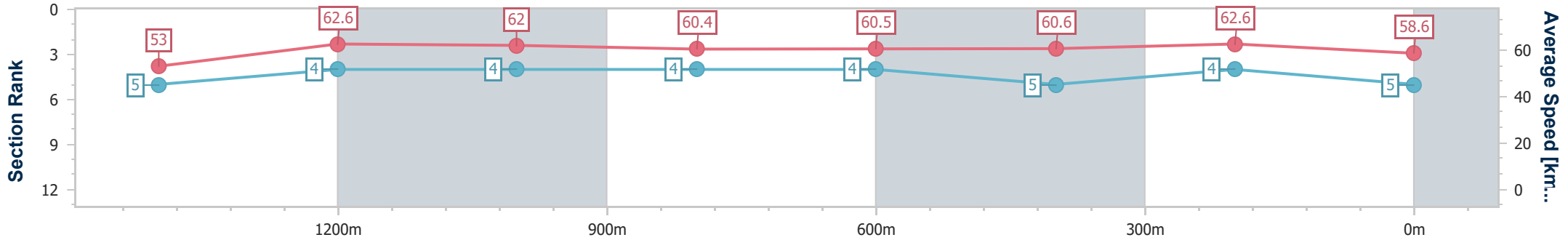
11 September 2024 - 14:19

Track Rating: Good 4, Weather: Overcast, Rail Position: +9.5m Entire



BRISBANE RACING CLUB

Section	Overall	1400m	1200m	1000m	800m	600m	400m	200m
Section Times	1:39.77 [5] (0:16.98)	1:22.79 [5] (0:11.50)	1:11.29 [4] (0:11.59)	0:59.70 [4] (0:11.95)	0:47.75 [4] (0:11.97)	0:35.78 [4] (0:11.98)	0:23.80 [5] (0:11.51)	0:12.29 [4] (0:12.29)
Average Speed [km/h]	53.0	62.6	62.0	60.4	60.5	60.6	62.6	58.6
Top Speed [km/h]	64.3	64.2	63.2	60.9	61.3	61.6	64.0	60.5
Avg. Dist. to Rail [m]	0.6	0.6	0.4	0.3	1.1	1.2	0.4	0.7
Avg. Stride Freq. [Hz]	2.2	2.3	2.2	2.2	2.2	2.2	2.2	2.2
Avg. Stride Length [m]	6.6	7.6	7.7	7.6	7.5	7.6	7.8	7.4



- [ ] Ranking at each section and finish
- .-.- No data available at this section
- NA No data available





Horse/Jockey Name	Ginasue
Final Rank	6
Fastest Section Time (Section)	0:11.48 (1400m)
Top Speed [km/h] (Section)	63.5 (400m)
Race State	Finished



Doomben QLD Professional

Race 4: U&U RECRUITMENT Class 1 Plate - 1650m

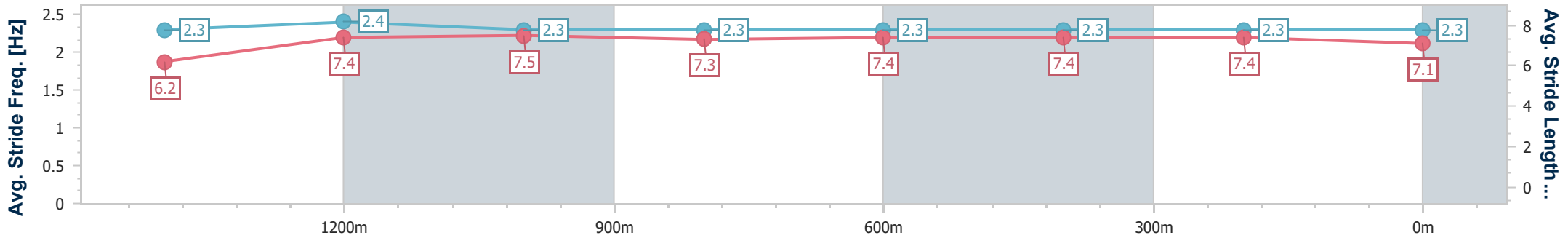
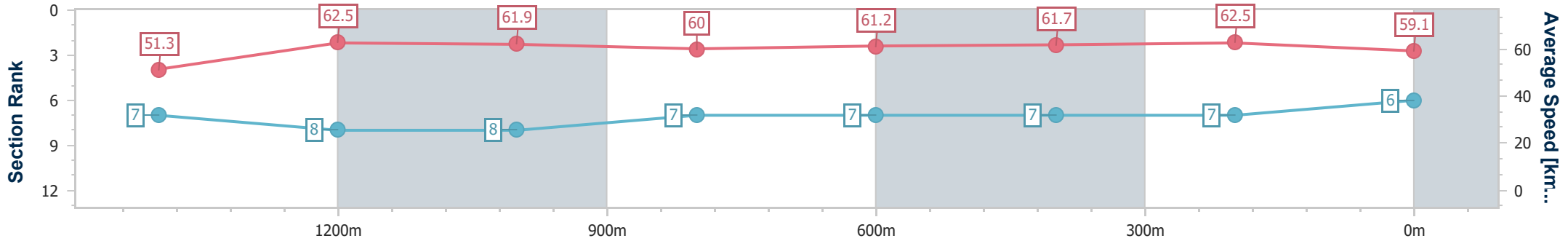
11 September 2024 - 14:19

Track Rating: Good 4, Weather: Overcast, Rail Position: +9.5m Entire



BRISBANE RACING CLUB

Section	Overall	1400m	1200m	1000m	800m	600m	400m	200m
Section Times	1:39.84 [6] (0:17.56)	1:22.28 [7] (0:11.48)	1:10.80 [8] (0:11.61)	0:59.19 [8] (0:12.01)	0:47.18 [7] (0:11.79)	0:35.39 [7] (0:11.66)	0:23.73 [7] (0:11.52)	0:12.21 [7] (0:12.21)
Average Speed [km/h]	51.3	62.5	61.9	60.0	61.2	61.7	62.5	59.1
Top Speed [km/h]	62.7	62.9	62.9	61.3	61.6	62.4	63.5	61.8
Avg. Dist. to Rail [m]	0.6	0.4	0.3	0.3	0.1	0.2	1.2	1.4
Avg. Stride Freq. [Hz]	2.3	2.4	2.3	2.3	2.3	2.3	2.3	2.3
Avg. Stride Length [m]	6.2	7.4	7.5	7.3	7.4	7.4	7.4	7.1



- [ ] Ranking at each section and finish
- .-.- No data available at this section
- NA No data available



Horse/Jockey Name	Lietuva
Final Rank	7
Fastest Section Time (Section)	0:11.28 (1400m)
Top Speed [km/h] (Section)	65.2 (1400m)
Race State	Finished



Doomben QLD Professional

Race 4: U&U RECRUITMENT Class 1 Plate - 1650m

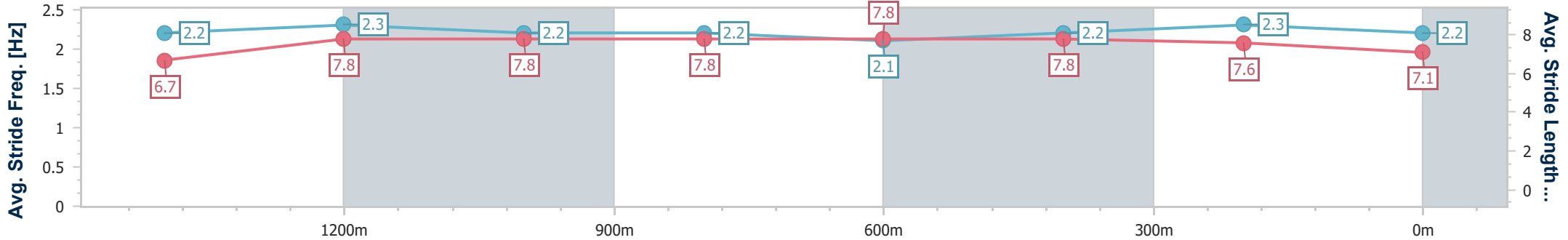
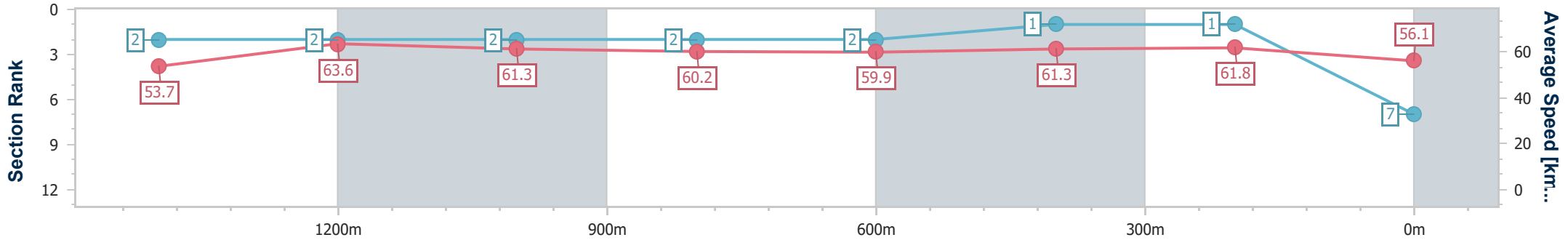
11 September 2024 - 14:19

Track Rating: Good 4, Weather: Overcast, Rail Position: +9.5m Entire



BRISBANE RACING CLUB

Section	Overall	1400m	1200m	1000m	800m	600m	400m	200m
Section Times	1:39.98 [7] (0:16.69)	1:23.29 [2] (0:11.28)	1:12.01 [2] (0:11.75)	1:00.26 [2] (0:12.00)	0:48.26 [2] (0:12.09)	0:36.17 [2] (0:11.75)	0:24.42 [1] (0:11.61)	0:12.81 [1] (0:12.81)
Average Speed [km/h]	53.7	63.6	61.3	60.2	59.9	61.3	61.8	56.1
Top Speed [km/h]	65.1	65.2	63.0	60.6	60.4	62.6	62.7	60.4
Avg. Dist. to Rail [m]	1.2	0.4	0.2	0.7	0.8	0.7	0.9	1.3
Avg. Stride Freq. [Hz]	2.2	2.3	2.2	2.2	2.1	2.2	2.3	2.2
Avg. Stride Length [m]	6.7	7.8	7.8	7.8	7.8	7.8	7.6	7.1



- [ ] Ranking at each section and finish
- .-.- No data available at this section
- NA No data available



Horse/Jockey Name	With Diamonds
Final Rank	8
Fastest Section Time (Section)	0:11.37 (1400m)
Top Speed [km/h] (Section)	65.2 (1400m)
Race State	Finished



Doomben QLD Professional

Race 4: U&U RECRUITMENT Class 1 Plate - 1650m

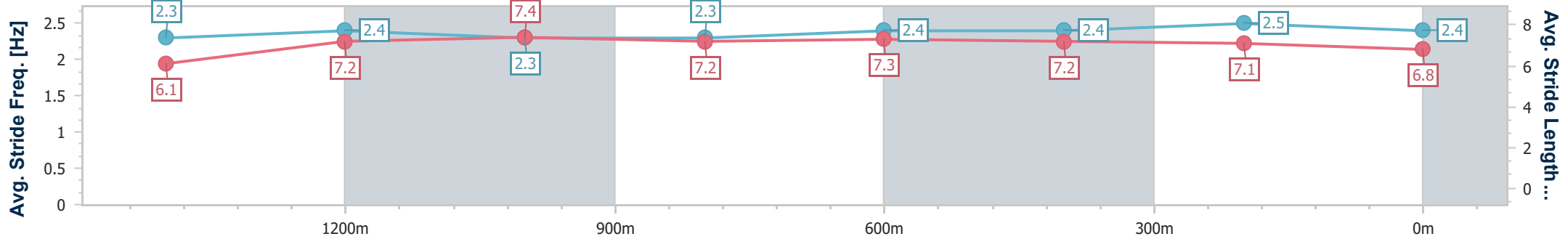
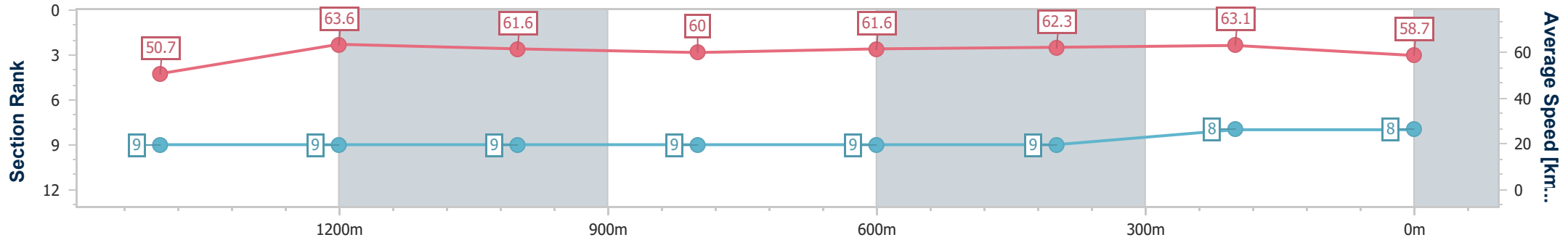
11 September 2024 - 14:19

Track Rating: Good 4, Weather: Overcast, Rail Position: +9.5m Entire



BRISBANE RACING CLUB

Section	Overall	1400m	1200m	1000m	800m	600m	400m	200m
Section Times	1:40.07 [8] (0:17.77)	1:22.30 [9] (0:11.37)	1:10.93 [9] (0:11.69)	0:59.24 [9] (0:12.06)	0:47.18 [9] (0:11.80)	0:35.38 [9] (0:11.64)	0:23.74 [9] (0:11.46)	0:12.28 [8] (0:12.28)
Average Speed [km/h]	50.7	63.6	61.6	60.0	61.6	62.3	63.1	58.7
Top Speed [km/h]	64.7	65.2	62.9	62.0	63.0	63.4	63.9	63.0
Avg. Dist. to Rail [m]	2.8	1.3	1.7	1.3	2.1	1.2	3.2	2.2
Avg. Stride Freq. [Hz]	2.3	2.4	2.3	2.3	2.4	2.4	2.5	2.4
Avg. Stride Length [m]	6.1	7.2	7.4	7.2	7.3	7.2	7.1	6.8



- [ ] Ranking at each section and finish
- .-.- No data available at this section
- NA No data available



Horse/Jockey Name	West Cork
Final Rank	9
Fastest Section Time (Section)	0:11.19 (1400m)
Top Speed [km/h] (Section)	66.8 (1400m)
Race State	Finished



Doomben QLD Professional

Race 4: U&U RECRUITMENT Class 1 Plate - 1650m

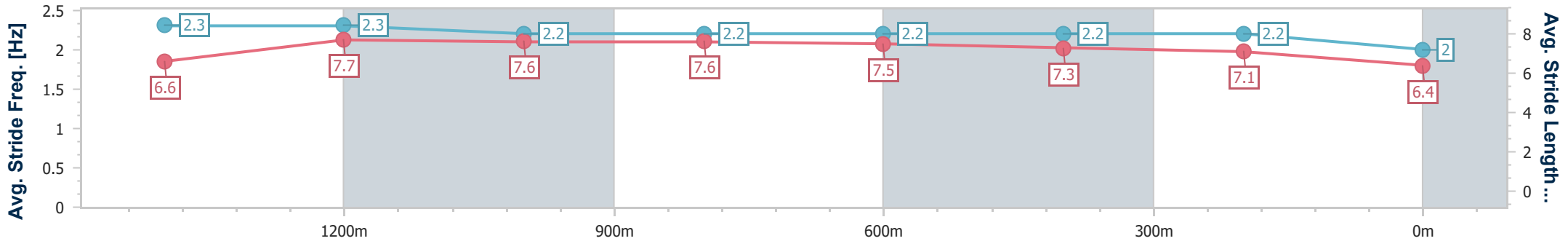
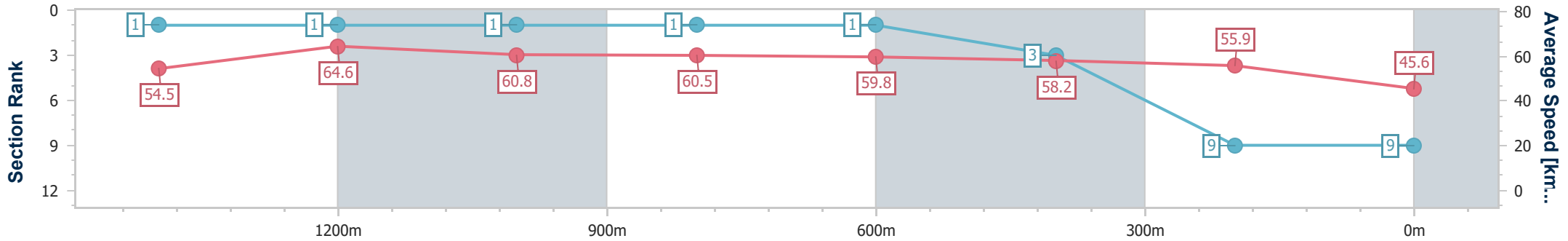
11 September 2024 - 14:19

Track Rating: Good 4, Weather: Overcast, Rail Position: +9.5m Entire



BRISBANE RACING CLUB

Section	Overall	1400m	1200m	1000m	800m	600m	400m	200m
Section Times	1:44.42 [9] (0:16.55)	1:27.87 [1] (0:11.19)	1:16.68 [1] (0:11.85)	1:04.83 [1] (0:11.94)	0:52.89 [1] (0:12.03)	0:40.86 [1] (0:12.27)	0:28.59 [3] (0:12.83)	0:15.76 [9] (0:15.76)
Average Speed [km/h]	54.5	64.6	60.8	60.5	59.8	58.2	55.9	45.6
Top Speed [km/h]	66.6	66.8	62.7	60.9	60.5	60.2	56.8	53.6
Avg. Dist. to Rail [m]	1.9	0.6	0.1	0.2	0.2	1.2	2.0	1.8
Avg. Stride Freq. [Hz]	2.3	2.3	2.2	2.2	2.2	2.2	2.2	2.0
Avg. Stride Length [m]	6.6	7.7	7.6	7.6	7.5	7.3	7.1	6.4



- [ ] Ranking at each section and finish
- .-.- No data available at this section
- NA No data available



# Doomben QLD Professional

## Race 5: C&H RECRUITMENT QTIS Three-Year-Old Maiden Plate - 1350m

11 September 2024 - 14:54



BRISBANE  
RACING CLUB

Track Rating: Good 4, Weather: Overcast, Rail Position: +9.5m Entire

Section		Overall	1200m	1000m	800m	600m	400m	Last 600m				
Field Times		1:20.17 (0:10.87)	1:09.30 (0:10.93)	0:58.37 (0:11.81)	0:46.56 (0:12.19)	0:34.37 (0:11.65)	0:22.72 (0:10.97)	0:34.37				
Rank	TAB Horse/Jockey	Barrier	Top Speed [km/h]	Fastest Section	Distance Travelled [m]							
1	11 MARAGICAL Emily Lang	10	68.5 1200m	0:10.87 Overall	1:20.17 [1] (0:10.87)	1:09.30 [1] (0:10.94)	0:58.36 [2] (0:11.83)	0:46.53 [2] (0:12.17)	0:34.36 [2] (0:11.64)	0:22.72 [1] (0:10.97)	0:34.36	
2	10 JUST PRECIOUS James Orman	8	68.7 400m	0:10.71 400m	1:20.35 [2] (0:10.98)	1:09.37 [4] (0:11.15)	0:58.22 [4] (0:11.95)	0:46.27 [4] (0:12.18)	0:34.09 [5] (0:11.60)	0:22.49 [4] (0:10.71)	0:34.09	+0
3	19 LARIDAE Noel Callow	5	67.8 400m	0:10.92 400m	1:20.47 [3] (0:11.43)	1:09.04 [11] (0:11.05)	0:57.99 [7] (0:11.94)	0:46.05 [7] (0:11.95)	0:34.10 [6] (0:11.66)	0:22.44 [6] (0:10.92)	0:34.10	+2
4	7 UNEGA WAHY'A Marnu Potgieter	3	69.5 1200m	0:10.85 1200m	1:20.53 [4] (0:10.95)	1:09.58 [3] (0:10.85)	0:58.73 [1] (0:11.81)	0:46.92 [1] (0:12.19)	0:34.73 [1] (0:11.67)	0:23.06 [2] (0:11.02)	0:34.73	-4
5	16 SILK WARRIOR Tiffani Brooker	13	66.8 400m	0:10.95 Overall	1:21.01 [5] (0:10.95)	1:10.06 [2] (0:11.27)	0:58.79 [5] (0:11.87)	0:46.92 [5] (0:12.12)	0:34.80 [4] (0:11.76)	0:23.04 [5] (0:11.00)	0:34.80	+4
6	17 SUSPICIOUS AL Cejay Graham	9	65.0 1200m	0:11.28 400m	1:21.27 [6] (0:11.29)	1:09.98 [9] (0:11.31)	0:58.67 [9] (0:11.91)	0:46.76 [9] (0:12.04)	0:34.72 [8] (0:11.67)	0:23.05 [7] (0:11.28)	0:34.72	-2
7	4 LINWAR Les Tilley	16	66.9 1000m	0:11.01 400m	1:21.29 [7] (0:11.29)	1:10.00 [8] (0:11.61)	0:58.39 [11] (0:11.86)	0:46.53 [11] (0:12.16)	0:34.37 [11] (0:11.68)	0:22.69 [10] (0:11.01)	0:34.37	+0
8	8 WAYFARER'S WAY Samantha Collett	11	66.0 400m	0:11.06 400m	1:21.32 [8] (0:11.87)	1:09.45 [13] (0:11.31)	0:58.14 [13] (0:12.01)	0:46.13 [13] (0:11.94)	0:34.19 [12] (0:11.76)	0:22.43 [12] (0:11.06)	0:34.19	+0
9	15 DESERT LEGEND Martin Harley	1	68.0 1200m	0:10.99 Overall	1:21.36 [9] (0:10.99)	1:10.37 [5] (0:11.03)	0:59.34 [3] (0:11.98)	0:47.36 [3] (0:12.10)	0:35.26 [3] (0:11.68)	0:23.58 [3] (0:11.28)	0:35.26	-3
10	9 AIMA SUN Nozi Tomizawa	14	66.4 400m	0:11.17 Overall	1:21.70 [10] (0:11.17)	1:10.53 [7] (0:11.50)	0:59.03 [10] (0:11.96)	0:47.07 [10] (0:12.15)	0:34.92 [10] (0:11.93)	0:22.99 [11] (0:11.20)	0:34.92	+4

Scratched: Tells Me To (#13), Sugar Island (#14), The Torque Factor (#6), Secret Caviar (#18), He's A Weapon (#1), Misting (#12)

[ ] Ranking at each section and finish  
 -:-:- No data available at this section  
 NA No data available

SCN Saddle cloth number  
 DNF Did not finish  
 DNT Did not track



# Doomben QLD Professional

## Race 5: C&H RECRUITMENT QTIS Three-Year-Old Maiden Plate - 1350m

11 September 2024 - 14:54



BRISBANE  
RACING CLUB

Track Rating: Good 4, Weather: Overcast, Rail Position: +9.5m Entire

Section	Overall	1200m	1000m	800m	600m	400m	Last 600m
Field Times	1:20.17 (0:10.87)	1:09.30 (0:10.93)	0:58.37 (0:11.81)	0:46.56 (0:12.19)	0:34.37 (0:11.65)	0:22.72 (0:10.97)	0:34.37

Rank	TAB	Horse/Jockey	Barrier	Top Speed [km/h]	Fastest Section	Overall	1200m	1000m	800m	600m	400m	Last 600m	Distance Travelled [m]
11	2	HE'S FINESSE Kyle Wilson-Taylor	2	65.9 Overall	0:11.06 Overall	1:21.91 [11] (0:11.06)	1:10.85 [6] (0:11.20)	0:59.65 [6] (0:11.98)	0:47.67 [6] (0:12.14)	0:35.53 [7] (0:11.88)	0:23.65 [8] (0:11.50)	0:35.53	+1
12	5	LUCKY JOKER Taylor Marshall	4	65.0 1200m	0:11.28 1200m	1:22.35 [12] (0:11.74)	1:10.61 [12] (0:11.28)	0:59.33 [12] (0:12.05)	0:47.28 [12] (0:12.13)	0:35.15 [13] (0:11.85)	0:23.30 [13] (0:11.36)	0:35.15	-4
13	3	HEADLINE LEGEND Robbie Dolan	6	66.2 1200m	0:11.23 1200m	1:22.82 [13] (0:11.32)	1:11.50 [10] (0:11.23)	1:00.27 [8] (0:11.94)	0:48.33 [8] (0:12.12)	0:36.21 [9] (0:11.94)	0:24.27 [9] (0:11.45)	0:36.21	+4

Scratched: Tells Me To (#13), Sugar Island (#14), The Torque Factor (#6), Secret Caviar (#18), He's A Weapon (#1), Misting (#12)

[ ] Ranking at each section and finish  
 -:-:- No data available at this section  
 NA No data available

SCN Saddle cloth number  
 DNF Did not finish  
 DNT Did not track



# Doomben QLD Professional

## Race 5: C&H RECRUITMENT QTIS Three-Year-Old Maiden Plate - 1350m

11 September 2024 - 14:54



BRISBANE  
RACING CLUB

Track Rating: Good 4, Weather: Overcast, Rail Position: +9.5m Entire

Section							200m			Last 600m
Field Times							0:11.75			0:34.37
Rank	TAB	Horse/Jockey	Barrier	Top Speed [km/h]	Fastest Section	Margin				Distance Travelled [m]
1	11	<b>MARAGICAL</b> Emily Lang	10	68.5 1200m	0:10.87 Overall	0:11.75 [1] (0:11.75)	1:20.17		0:34.36	
2	10	<b>JUST PRECIOUS</b> James Orman	8	68.7 400m	0:10.71 400m	0:11.78 [3] (0:11.78)	1.03L		0:34.09	+0
3	19	<b>LARIDAE</b> Noel Callow	5	67.8 400m	0:10.92 400m	0:11.52 [4] (0:11.52)	1.75L		0:34.10	+2
4	7	<b>UNEGA WAHY'A</b> Marnu Potgieter	3	69.5 1200m	0:10.85 1200m	0:12.04 [2] (0:12.04)	2.1L		0:34.73	-4
5	16	<b>SILK WARRIOR</b> Tiffani Brooker	13	66.8 400m	0:10.95 Overall	0:12.04 [5] (0:12.04)	4.95L		0:34.80	+4
6	17	<b>SUSPICIOUS AL</b> Cejay Graham	9	65.0 1200m	0:11.28 400m	0:11.77 [7] (0:11.77)	6.43L		0:34.72	-2
7	4	<b>LINWAR</b> Les Tilley	16	66.9 1000m	0:11.01 400m	0:11.68 [8] (0:11.68)	6.55L		0:34.37	+0
8	8	<b>WAYFARER'S WAY</b> Samantha Collett	11	66.0 400m	0:11.06 400m	0:11.37 [11] (0:11.37)	6.76L		0:34.19	+0
9	15	<b>DESERT LEGEND</b> Martin Harley	1	68.0 1200m	0:10.99 Overall	0:12.30 [6] (0:12.30)	6.97L		0:35.26	-3
10	9	<b>AIMA SUN</b> Nozi Tomizawa	14	66.4 400m	0:11.17 Overall	0:11.79 [10] (0:11.79)	9.01L		0:34.92	+4

Scratched: Tells Me To (#13), Sugar Island (#14), The Torque Factor (#6), Secret Caviar (#18), He's A Weapon (#1), Misting (#12)

[ ] Ranking at each section and finish  
-:--:-- No data available at this section  
NA No data available

SCN Saddle cloth number  
DNF Did not finish  
DNT Did not track



# Doomben QLD Professional

## Race 5: C&H RECRUITMENT QTIS Three-Year-Old Maiden Plate - 1350m

11 September 2024 - 14:54



BRISBANE  
RACING CLUB

Track Rating: Good 4, Weather: Overcast, Rail Position: +9.5m Entire

Section				200m				Last 600m		
Field Times				0:11.75 (0:11.75)				0:34.37		
Rank	TAB	Horse/Jockey	Barrier	Top Speed [km/h]	Fastest Section	Margin			Distance Travelled [m]	
11	2	<b>HE'S FINESSE</b>	2	65.9	0:11.06	0:12.15 [9]	10.25L		0:35.53	+1
		Kyle Wilson-Taylor		Overall	Overall	(0:12.15)				
12	5	<b>LUCKY JOKER</b>	4	65.0	0:11.28	0:11.94 [13]	12.82L		0:35.15	-4
		Taylor Marshall		1200m	1200m	(0:11.94)				
13	3	<b>HEADLINE LEGEND</b>	6	66.2	0:11.23	0:12.82 [12]	15.56L		0:36.21	+4
		Robbie Dolan		1200m	1200m	(0:12.82)				

Scratched: Tells Me To (#13), Sugar Island (#14), The Torque Factor (#6), Secret Caviar (#18), He's A Weapon (#1), Misting (#12)

[ ] Ranking at each section and finish  
 -:-:- No data available at this section  
 NA No data available

SCN Saddle cloth number  
 DNF Did not finish  
 DNT Did not track





Horse/Jockey Name	Maragical
Final Rank	1
Fastest Section Time (Section)	0:10.87 (Overall)
Top Speed [km/h] (Section)	68.5 (1200m)
Race State	Finished



**Doomben QLD Professional**  
**Race 5: C&H RECRUITMENT QTIS Three-Year-Old Maiden Plate - 1350m**

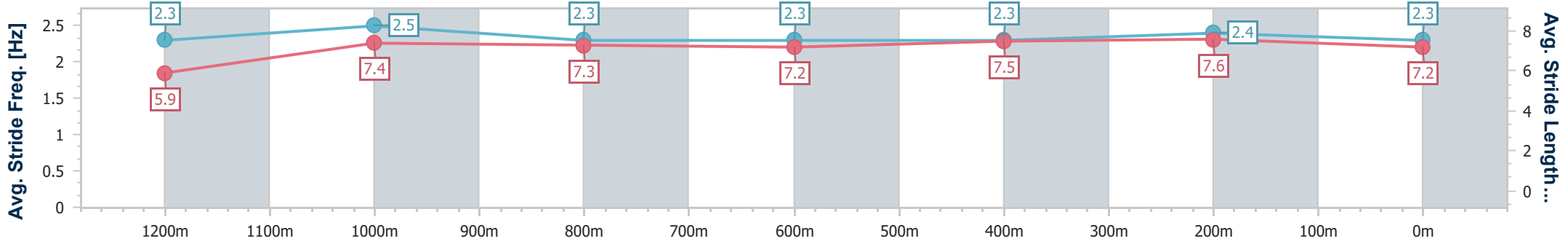
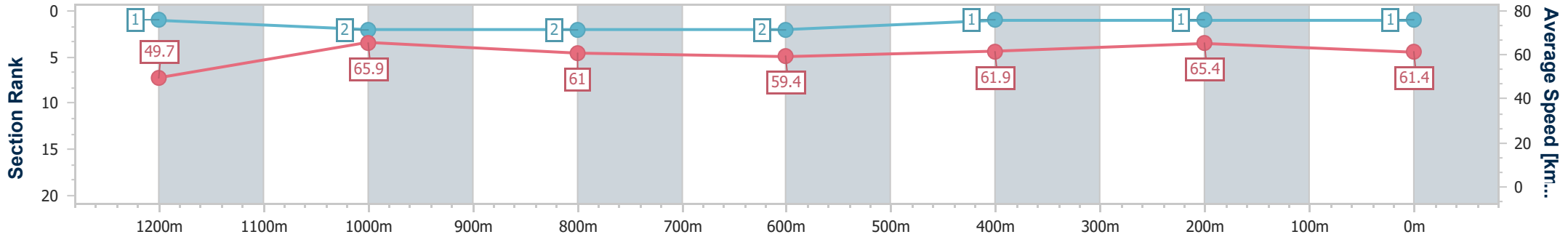


11 September 2024 - 14:54

Track Rating: Good 4, Weather: Overcast, Rail Position: +9.5m Entire

BRISBANE RACING CLUB

Section	Overall	1200m	1000m	800m	600m	400m	200m
Section Times	1:20.17 [1] (0:10.87)	1:09.30 [1] (0:10.94)	0:58.36 [2] (0:11.83)	0:46.53 [2] (0:12.17)	0:34.36 [2] (0:11.64)	0:22.72 [1] (0:10.97)	0:11.75 [1] (0:11.75)
Average Speed [km/h]	49.7	65.9	61.0	59.4	61.9	65.4	61.4
Top Speed [km/h]	68.5	68.5	63.1	60.9	63.1	66.7	65.4
Avg. Dist. to Rail [m]	6.2	1.0	0.7	0.8	0.4	0.6	0.8
Avg. Stride Freq. [Hz]	2.3	2.5	2.3	2.3	2.3	2.4	2.3
Avg. Stride Length [m]	5.9	7.4	7.3	7.2	7.5	7.6	7.2



- [ ] Ranking at each section and finish
- .-.- No data available at this section
- NA No data available



Horse/Jockey Name	Just Precious
Final Rank	2
Fastest Section Time (Section)	0:10.71 (400m)
Top Speed [km/h] (Section)	68.7 (400m)
Race State	Finished



**Doomben QLD Professional**  
**Race 5: C&H RECRUITMENT QTIS Three-Year-Old Maiden Plate**  
 - 1350m

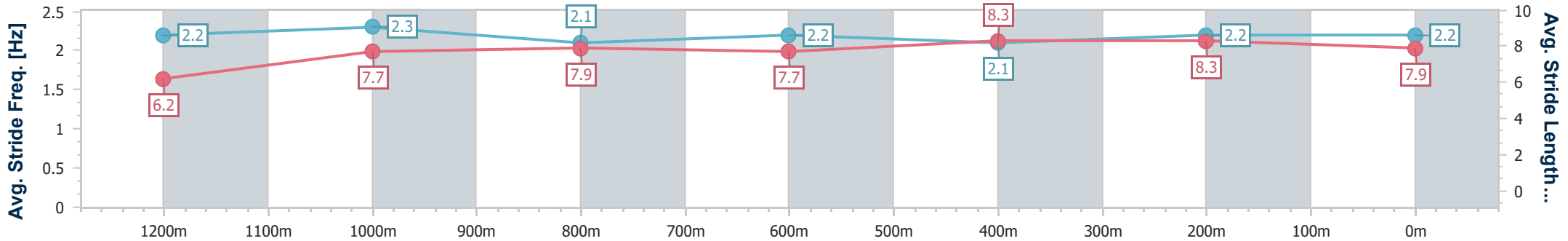
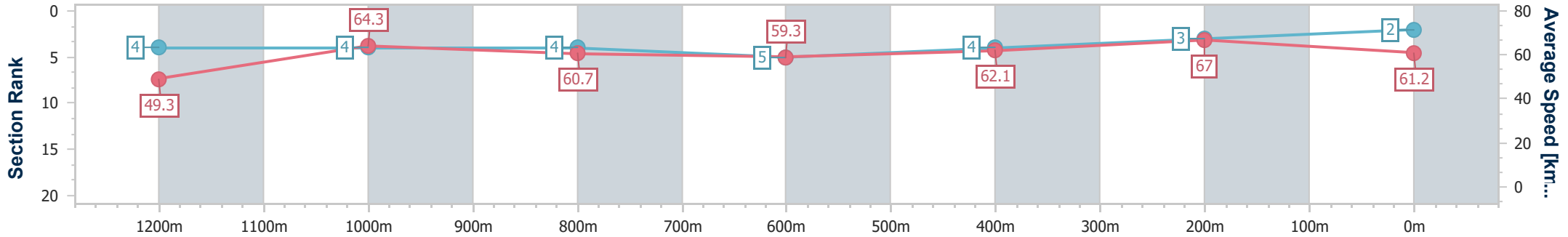


11 September 2024 - 14:54

Track Rating: Good 4, Weather: Overcast, Rail Position: +9.5m  
 Entire

BRISBANE  
 RACING CLUB

Section	Overall	1200m	1000m	800m	600m	400m	200m						
Section Times	1:20.35 [2] (0:10.98)	1:09.37 [4] (0:11.15)	0:58.22 [4] (0:11.95)	0:46.27 [4] (0:12.18)	0:34.09 [5] (0:11.60)	0:22.49 [4] (0:10.71)	0:11.78 [3] (0:11.78)						
Average Speed [km/h]	49.3	64.3	60.7	59.3	62.1	67.0	61.2						
Top Speed [km/h]	65.6	67.2	62.5	60.9	66.0	68.7	66.9						
Avg. Dist. to Rail [m]	5.9	1.8	1.6	0.9	0.3	1.0	1.5						
Avg. Stride Freq. [Hz]	2.2	2.3	2.1	2.2	2.1	2.2	2.2						
Avg. Stride Length [m]	6.2	7.7	7.9	7.7	8.3	8.3	7.9						



- [ ] Ranking at each section and finish
- .-.- No data available at this section
- NA No data available



Horse/Jockey Name	Laridae
Final Rank	3
Fastest Section Time (Section)	0:10.92 (400m)
Top Speed [km/h] (Section)	67.8 (400m)
Race State	Finished



**Doomben QLD Professional**  
**Race 5: C&H RECRUITMENT QTIS Three-Year-Old Maiden Plate - 1350m**

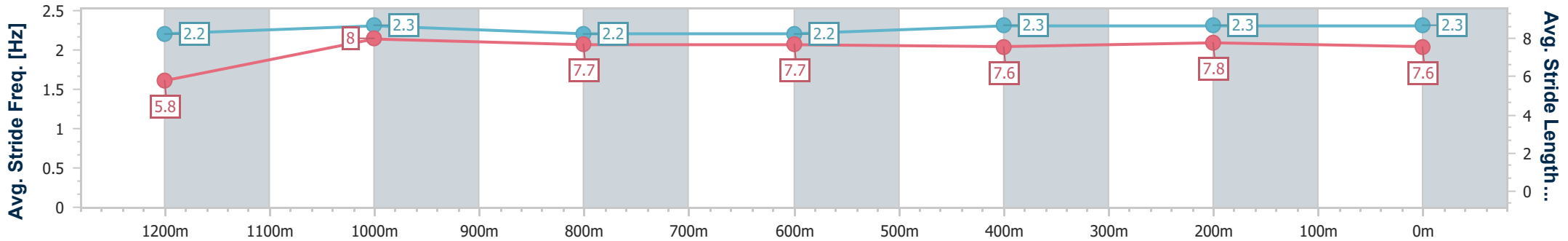
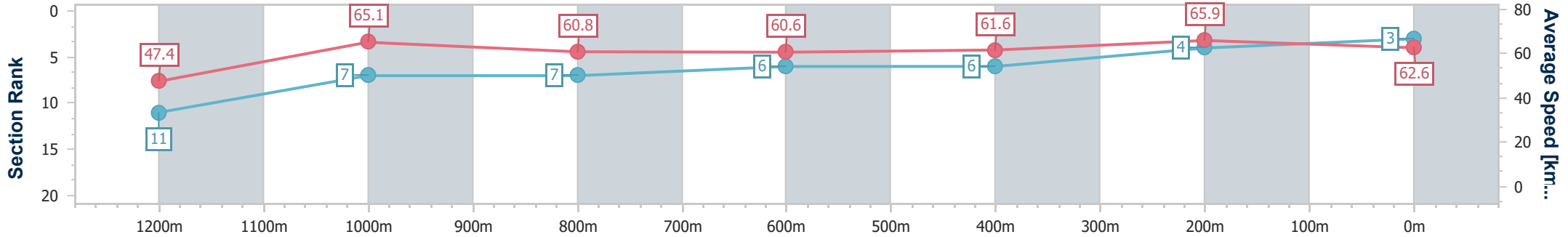


11 September 2024 - 14:54

Track Rating: Good 4, Weather: Overcast, Rail Position: +9.5m Entire

BRISBANE RACING CLUB

Section	Overall	1200m	1000m	800m	600m	400m	200m
Section Times	1:20.47 [3] (0:11.43)	1:09.04 [11] (0:11.05)	0:57.99 [7] (0:11.94)	0:46.05 [7] (0:11.95)	0:34.10 [6] (0:11.66)	0:22.44 [6] (0:10.92)	0:11.52 [4] (0:11.52)
Average Speed [km/h]	47.4	65.1	60.8	60.6	61.6	65.9	62.6
Top Speed [km/h]	65.4	66.3	64.3	63.1	65.4	67.8	65.5
Avg. Dist. to Rail [m]	4.9	1.7	2.1	0.8	0.4	1.2	2.5
Avg. Stride Freq. [Hz]	2.2	2.3	2.2	2.2	2.3	2.3	2.3
Avg. Stride Length [m]	5.8	8.0	7.7	7.7	7.6	7.8	7.6



- [ ] Ranking at each section and finish
- .-.- No data available at this section
- NA No data available



Horse/Jockey Name	Unega Wahy'a
Final Rank	4
Fastest Section Time (Section)	0:10.85 (1200m)
Top Speed [km/h] (Section)	69.5 (1200m)
Race State	Finished



**Doomben QLD Professional**  
**Race 5: C&H RECRUITMENT QTIS Three-Year-Old Maiden Plate**  
 - 1350m

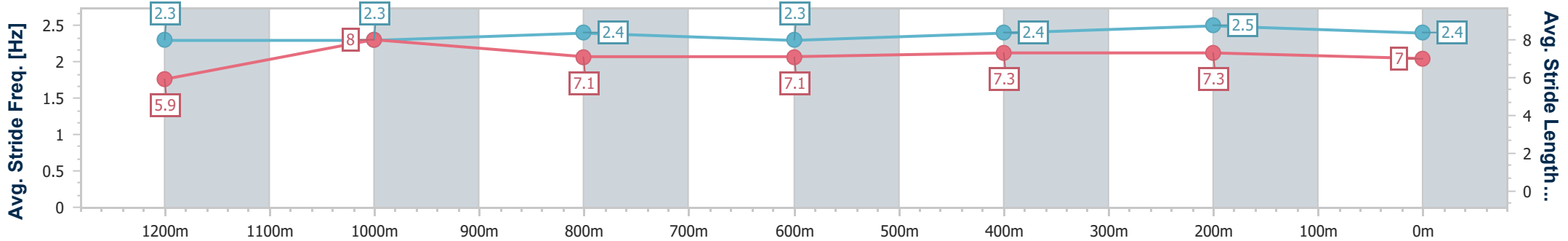
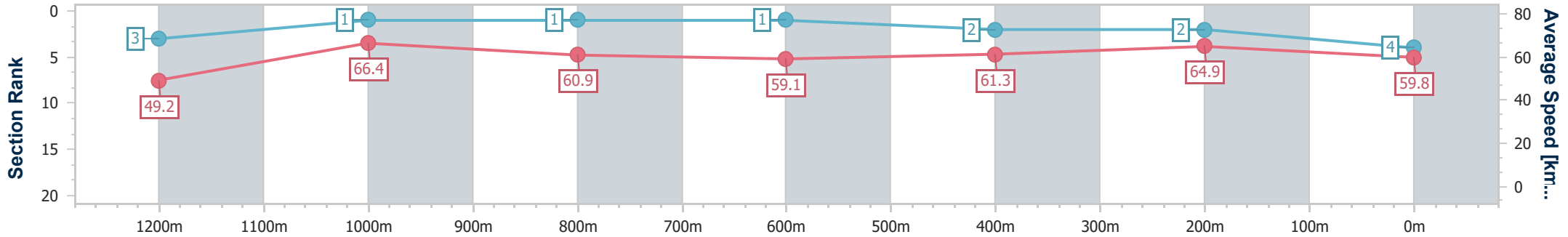


11 September 2024 - 14:54

Track Rating: Good 4, Weather: Overcast, Rail Position: +9.5m  
 Entire

BRISBANE  
 RACING CLUB

Section	Overall	1200m	1000m	800m	600m	400m	200m
Section Times	1:20.53 [4] (0:10.95)	1:09.58 [3] (0:10.85)	0:58.73 [1] (0:11.81)	0:46.92 [1] (0:12.19)	0:34.73 [1] (0:11.67)	0:23.06 [2] (0:11.02)	0:12.04 [2] (0:12.04)
Average Speed [km/h]	49.2	66.4	60.9	59.1	61.3	64.9	59.8
Top Speed [km/h]	68.0	69.5	64.0	60.4	64.0	66.2	63.7
Avg. Dist. to Rail [m]	2.9	0.5	1.1	0.1	1.1	2.0	1.9
Avg. Stride Freq. [Hz]	2.3	2.3	2.4	2.3	2.4	2.5	2.4
Avg. Stride Length [m]	5.9	8.0	7.1	7.1	7.3	7.3	7.0



- [ ] Ranking at each section and finish
- .-.- No data available at this section
- NA No data available



Horse/Jockey Name	Silk Warrior
Final Rank	5
Fastest Section Time (Section)	0:10.95 (Overall)
Top Speed [km/h] (Section)	66.8 (400m)
Race State	Finished



**Doomben QLD Professional**  
**Race 5: C&H RECRUITMENT QTIS Three-Year-Old Maiden Plate**  
 - 1350m

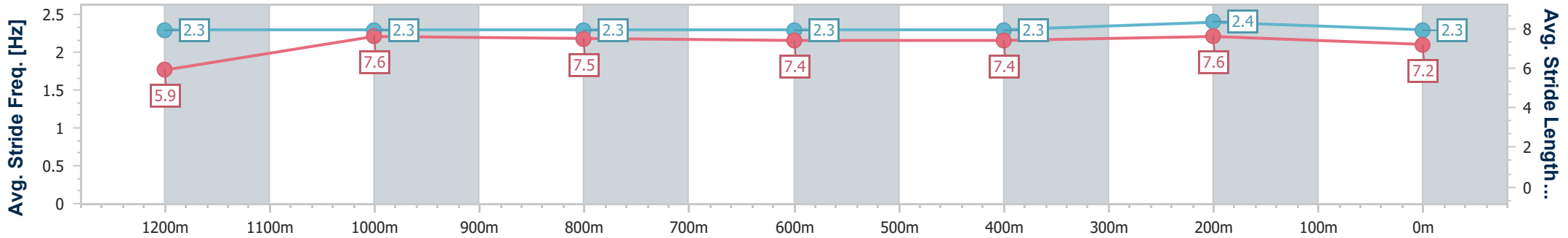
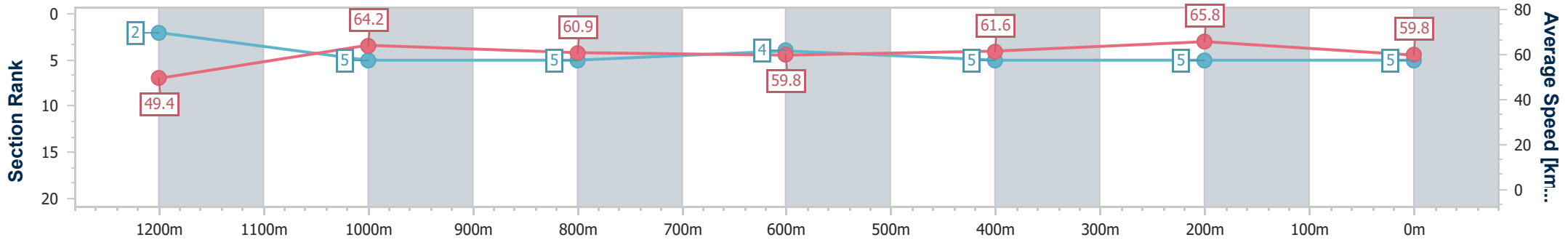


11 September 2024 - 14:54

Track Rating: Good 4, Weather: Overcast, Rail Position: +9.5m Entire

BRISBANE  
RACING CLUB

Section	Overall	1200m	1000m	800m	600m	400m	200m
Section Times	1:21.01 [5] (0:10.95)	1:10.06 [2] (0:11.27)	0:58.79 [5] (0:11.87)	0:46.92 [5] (0:12.12)	0:34.80 [4] (0:11.76)	0:23.04 [5] (0:11.00)	0:12.04 [5] (0:12.04)
Average Speed [km/h]	49.4	64.2	60.9	59.8	61.6	65.8	59.8
Top Speed [km/h]	65.2	65.8	62.8	60.6	65.1	66.8	63.5
Avg. Dist. to Rail [m]	8.5	2.3	1.8	1.7	1.2	3.0	4.5
Avg. Stride Freq. [Hz]	2.3	2.3	2.3	2.3	2.3	2.4	2.3
Avg. Stride Length [m]	5.9	7.6	7.5	7.4	7.4	7.6	7.2



- [ ] Ranking at each section and finish
- .-.- No data available at this section
- NA No data available



Horse/Jockey Name	Suspicious AI
Final Rank	6
Fastest Section Time (Section)	0:11.28 (400m)
Top Speed [km/h] (Section)	65.0 (1200m)
Race State	Finished



**Doomben QLD Professional**  
**Race 5: C&H RECRUITMENT QTIS Three-Year-Old Maiden Plate - 1350m**

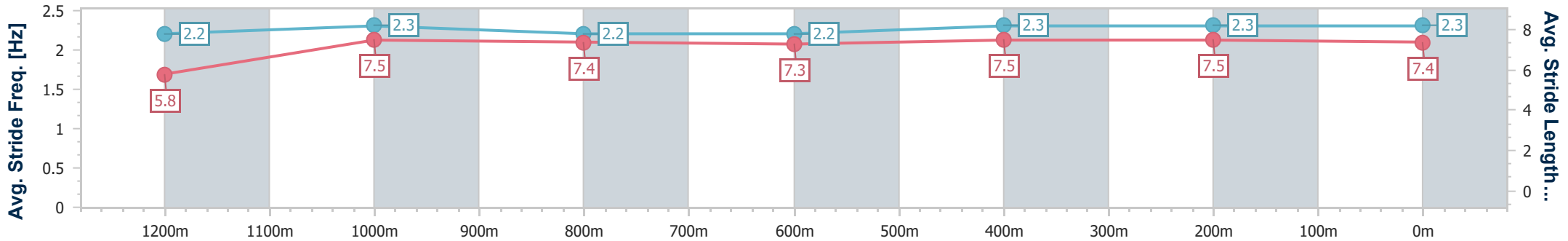
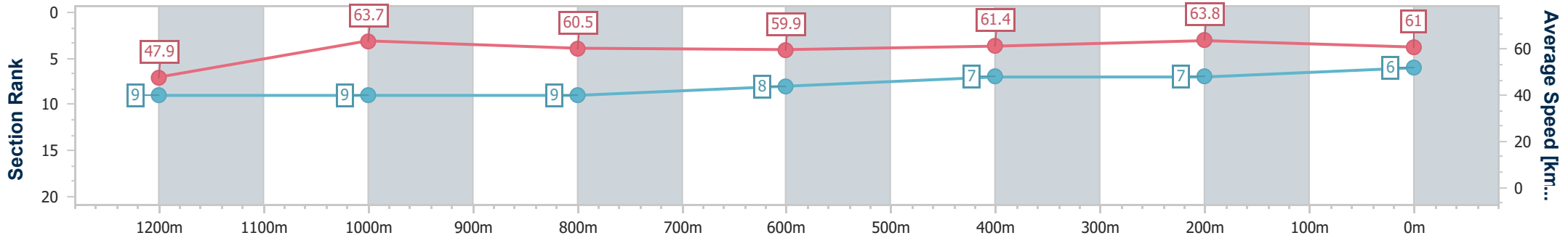


11 September 2024 - 14:54

Track Rating: Good 4, Weather: Overcast, Rail Position: +9.5m Entire

BRISBANE RACING CLUB

Section	Overall	1200m	1000m	800m	600m	400m	200m
Section Times	1:21.27 [6] (0:11.29)	1:09.98 [9] (0:11.31)	0:58.67 [9] (0:11.91)	0:46.76 [9] (0:12.04)	0:34.72 [8] (0:11.67)	0:23.05 [7] (0:11.28)	0:11.77 [7] (0:11.77)
Average Speed [km/h]	47.9	63.7	60.5	59.9	61.4	63.8	61.0
Top Speed [km/h]	62.4	65.0	63.7	61.8	63.9	64.8	63.0
Avg. Dist. to Rail [m]	7.1	1.2	0.6	0.3	0.6	1.0	1.5
Avg. Stride Freq. [Hz]	2.2	2.3	2.2	2.2	2.3	2.3	2.3
Avg. Stride Length [m]	5.8	7.5	7.4	7.3	7.5	7.5	7.4



- [ ] Ranking at each section and finish
- .-.- No data available at this section
- NA No data available



Horse/Jockey Name	Linwar
Final Rank	7
Fastest Section Time (Section)	0:11.01 (400m)
Top Speed [km/h] (Section)	66.9 (1000m)
Race State	Finished



**Doomben QLD Professional**  
**Race 5: C&H RECRUITMENT QTIS Three-Year-Old Maiden Plate - 1350m**

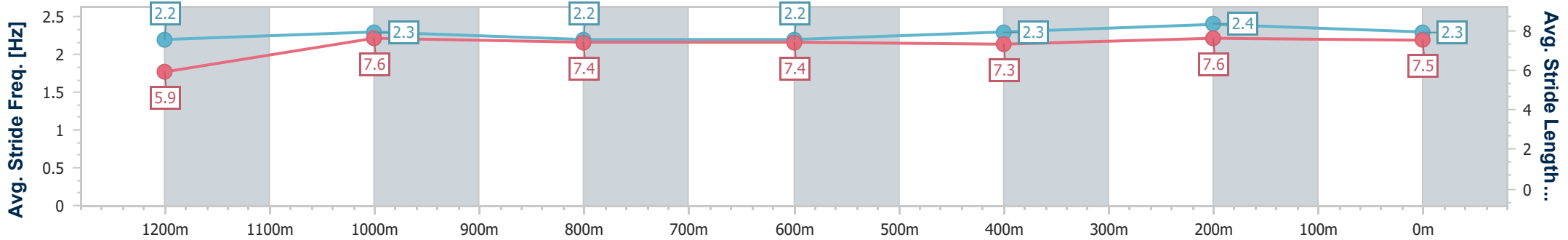
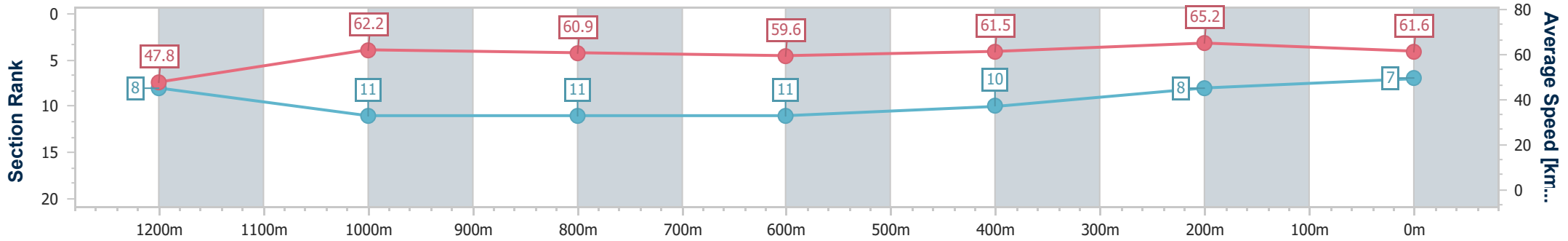


11 September 2024 - 14:54

Track Rating: Good 4, Weather: Overcast, Rail Position: +9.5m Entire

BRISBANE RACING CLUB

Section	Overall	1200m	1000m	800m	600m	400m	200m
Section Times	1:21.29 [7] (0:11.29)	1:10.00 [8] (0:11.61)	0:58.39 [11] (0:11.86)	0:46.53 [11] (0:12.16)	0:34.37 [11] (0:11.68)	0:22.69 [10] (0:11.01)	0:11.68 [8] (0:11.68)
Average Speed [km/h]	47.8	62.2	60.9	59.6	61.5	65.2	61.6
Top Speed [km/h]	63.5	63.5	66.9	62.8	64.2	66.2	64.9
Avg. Dist. to Rail [m]	10.9	2.7	1.3	0.7	0.4	1.3	3.2
Avg. Stride Freq. [Hz]	2.2	2.3	2.2	2.2	2.3	2.4	2.3
Avg. Stride Length [m]	5.9	7.6	7.4	7.4	7.3	7.6	7.5



- [ ] Ranking at each section and finish
- .-.- No data available at this section
- NA No data available



Horse/Jockey Name	Wayfarer's Way
Final Rank	8
Fastest Section Time (Section)	0:11.06 (400m)
Top Speed [km/h] (Section)	66.0 (400m)
Race State	Finished



**Doomben QLD Professional**  
**Race 5: C&H RECRUITMENT QTIS Three-Year-Old Maiden Plate**  
 - 1350m

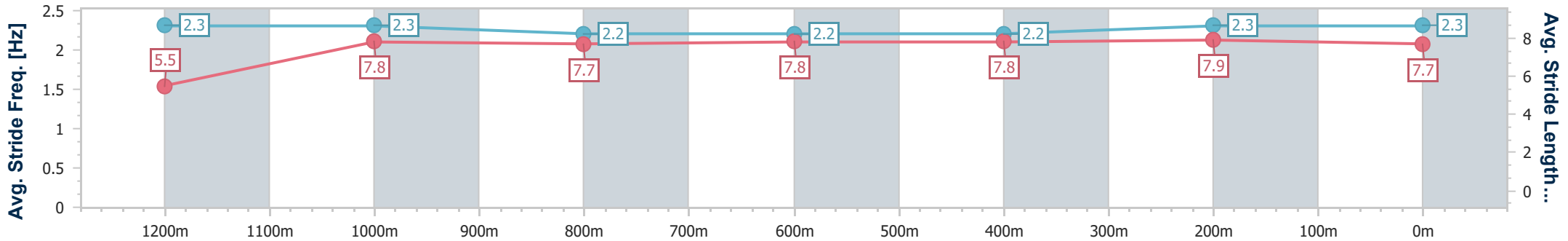
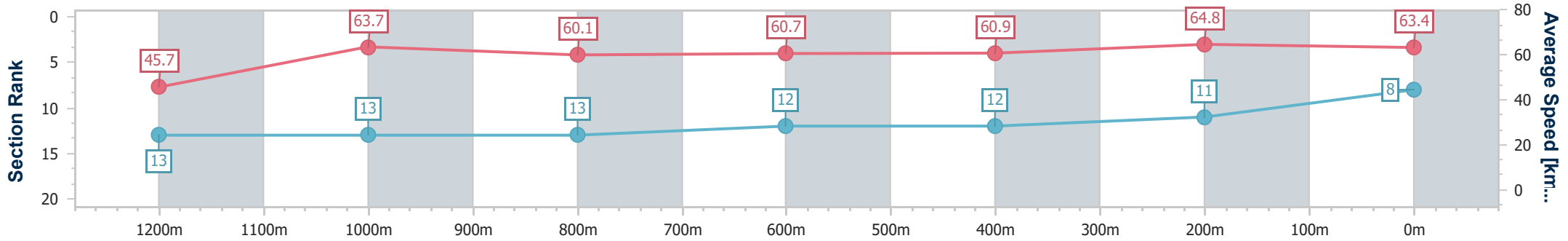


11 September 2024 - 14:54

Track Rating: Good 4, Weather: Overcast, Rail Position: +9.5m Entire

BRISBANE RACING CLUB

Section	Overall	1200m	1000m	800m	600m	400m	200m
Section Times	1:21.32 [8] (0:11.87)	1:09.45 [13] (0:11.31)	0:58.14 [13] (0:12.01)	0:46.13 [13] (0:11.94)	0:34.19 [12] (0:11.76)	0:22.43 [12] (0:11.06)	0:11.37 [11] (0:11.37)
Average Speed [km/h]	45.7	63.7	60.1	60.7	60.9	64.8	63.4
Top Speed [km/h]	63.4	65.3	62.5	62.8	62.9	66.0	66.0
Avg. Dist. to Rail [m]	7.7	2.0	1.8	0.6	0.4	0.6	0.5
Avg. Stride Freq. [Hz]	2.3	2.3	2.2	2.2	2.2	2.3	2.3
Avg. Stride Length [m]	5.5	7.8	7.7	7.8	7.8	7.9	7.7



- [ ] Ranking at each section and finish
- .-.- No data available at this section
- NA No data available





Horse/Jockey Name	Desert Legend
Final Rank	9
Fastest Section Time (Section)	0:10.99 (Overall)
Top Speed [km/h] (Section)	68.0 (1200m)
Race State	Finished



**Doomben QLD Professional**  
**Race 5: C&H RECRUITMENT QTIS Three-Year-Old Maiden Plate - 1350m**

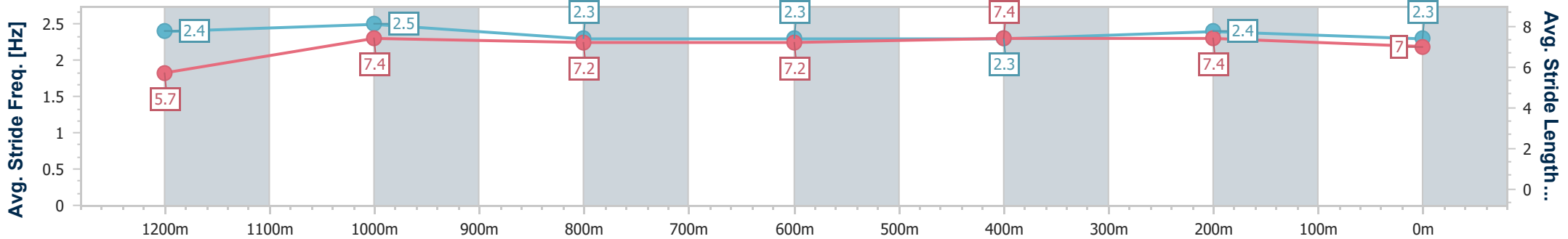
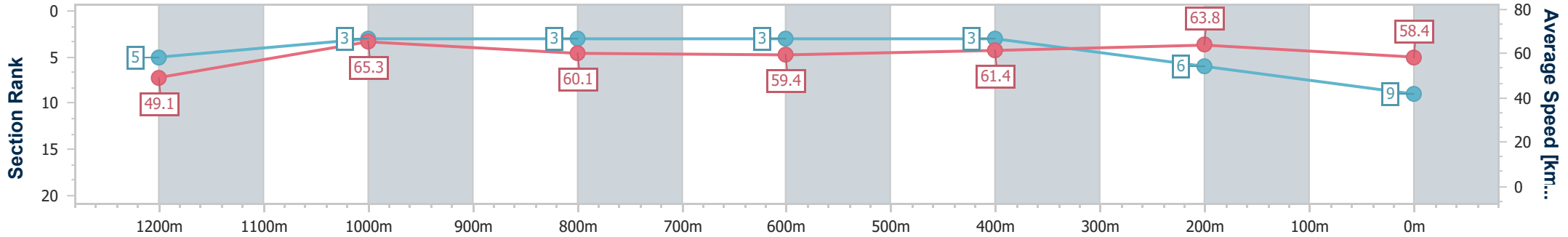


11 September 2024 - 14:54

Track Rating: Good 4, Weather: Overcast, Rail Position: +9.5m Entire

BRISBANE RACING CLUB

Section	Overall	1200m	1000m	800m	600m	400m	200m
Section Times	1:21.36 [9] (0:10.99)	1:10.37 [5] (0:11.03)	0:59.34 [3] (0:11.98)	0:47.36 [3] (0:12.10)	0:35.26 [3] (0:11.68)	0:23.58 [3] (0:11.28)	0:12.30 [6] (0:12.30)
Average Speed [km/h]	49.1	65.3	60.1	59.4	61.4	63.8	58.4
Top Speed [km/h]	67.2	68.0	62.6	61.4	63.1	64.8	61.9
Avg. Dist. to Rail [m]	1.3	0.1	0.3	0.1	0.8	1.4	2.3
Avg. Stride Freq. [Hz]	2.4	2.5	2.3	2.3	2.3	2.4	2.3
Avg. Stride Length [m]	5.7	7.4	7.2	7.2	7.4	7.4	7.0



- [ ] Ranking at each section and finish
- .-.- No data available at this section
- NA No data available



Horse/Jockey Name	Aima Sun
Final Rank	10
Fastest Section Time (Section)	0:11.17 (Overall)
Top Speed [km/h] (Section)	66.4 (400m)
Race State	Finished



**Doomben QLD Professional**  
**Race 5: C&H RECRUITMENT QTIS Three-Year-Old Maiden Plate**  
 - 1350m

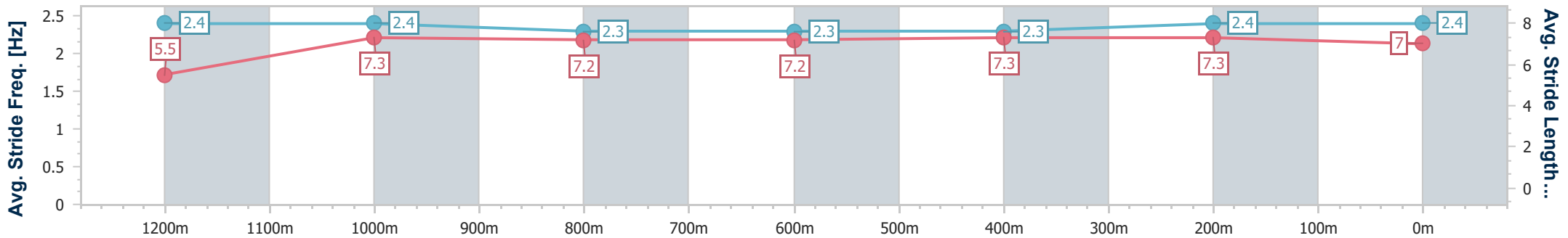
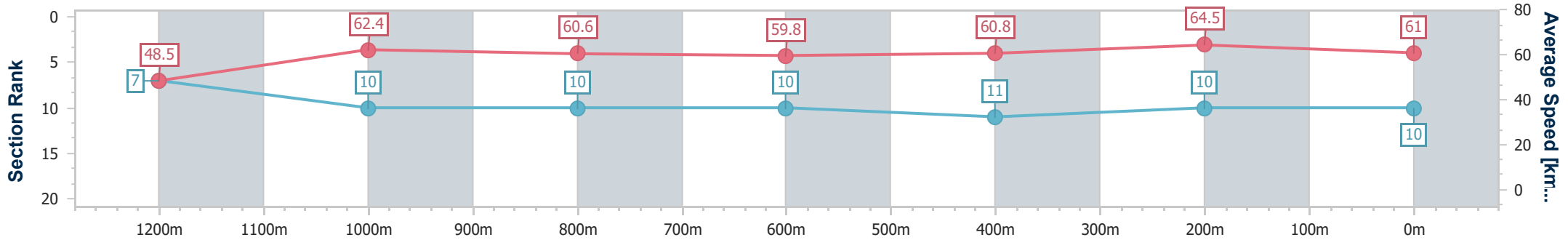


11 September 2024 - 14:54

Track Rating: Good 4, Weather: Overcast, Rail Position: +9.5m Entire

BRISBANE RACING CLUB

Section	Overall	1200m	1000m	800m	600m	400m	200m
Section Times	1:21.70 [10] (0:11.17)	1:10.53 [7] (0:11.50)	0:59.03 [10] (0:11.96)	0:47.07 [10] (0:12.15)	0:34.92 [10] (0:11.93)	0:22.99 [11] (0:11.20)	0:11.79 [10] (0:11.79)
Average Speed [km/h]	48.5	62.4	60.6	59.8	60.8	64.5	61.0
Top Speed [km/h]	62.3	64.4	62.4	62.0	62.5	66.4	64.4
Avg. Dist. to Rail [m]	9.8	2.1	1.4	1.6	1.4	2.7	2.5
Avg. Stride Freq. [Hz]	2.4	2.4	2.3	2.3	2.3	2.4	2.4
Avg. Stride Length [m]	5.5	7.3	7.2	7.2	7.3	7.3	7.0



- [ ] Ranking at each section and finish
- .-.- No data available at this section
- NA No data available



Horse/Jockey Name	He's Finesse
Final Rank	11
Fastest Section Time (Section)	0:11.06 (Overall)
Top Speed [km/h] (Section)	65.9 (Overall)
Race State	Finished



**Doomben QLD Professional**  
**Race 5: C&H RECRUITMENT QTIS Three-Year-Old Maiden Plate - 1350m**

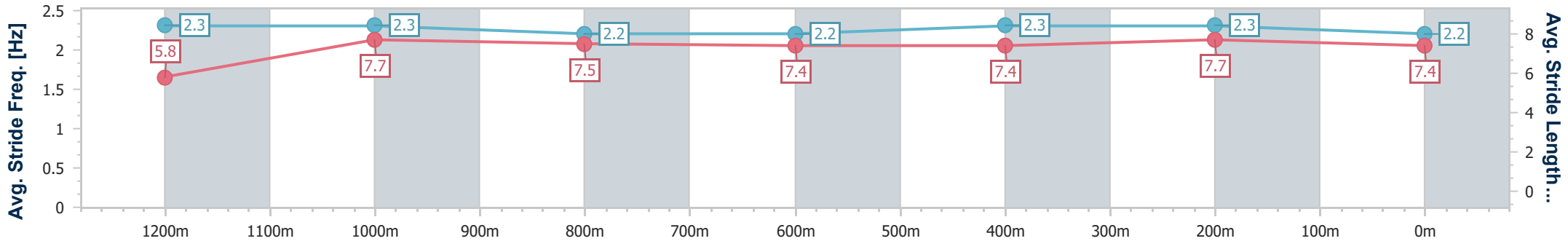
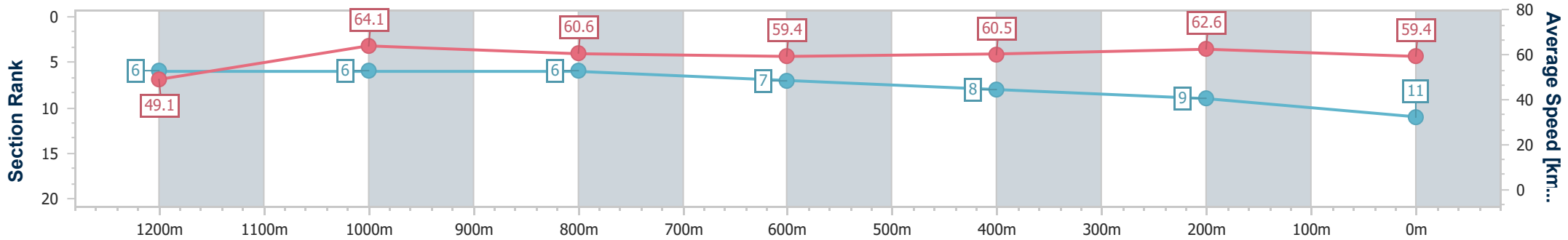


11 September 2024 - 14:54

Track Rating: Good 4, Weather: Overcast, Rail Position: +9.5m Entire

BRISBANE RACING CLUB

Section	Overall	1200m	1000m	800m	600m	400m	200m
Section Times	1:21.91 [11] (0:11.06)	1:10.85 [6] (0:11.20)	0:59.65 [6] (0:11.98)	0:47.67 [6] (0:12.14)	0:35.53 [7] (0:11.88)	0:23.65 [8] (0:11.50)	0:12.15 [9] (0:12.15)
Average Speed [km/h]	49.1	64.1	60.6	59.4	60.5	62.6	59.4
Top Speed [km/h]	65.9	65.7	63.1	61.4	62.4	63.3	62.0
Avg. Dist. to Rail [m]	3.0	1.7	1.8	0.7	0.3	1.7	4.1
Avg. Stride Freq. [Hz]	2.3	2.3	2.2	2.2	2.3	2.3	2.2
Avg. Stride Length [m]	5.8	7.7	7.5	7.4	7.4	7.7	7.4



- [ ] Ranking at each section and finish
- .-.- No data available at this section
- NA No data available



Horse/Jockey Name	Lucky Joker
Final Rank	12
Fastest Section Time (Section)	0:11.28 (1200m)
Top Speed [km/h] (Section)	65.0 (1200m)
Race State	Finished



**Doomben QLD Professional**  
**Race 5: C&H RECRUITMENT QTIS Three-Year-Old Maiden Plate - 1350m**

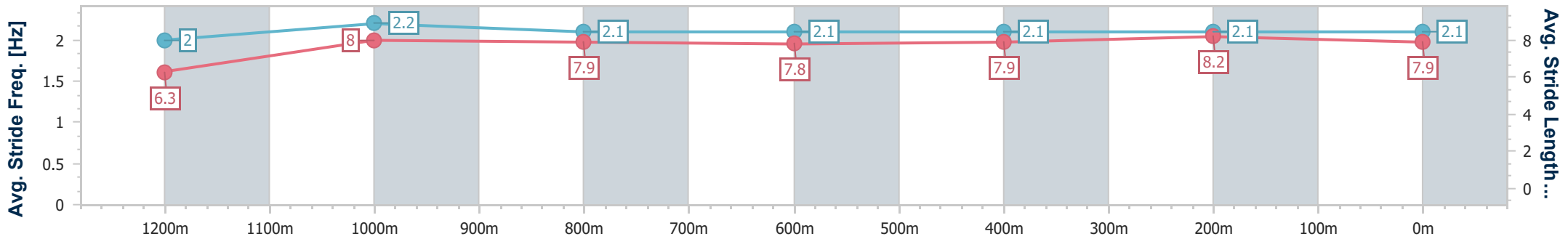
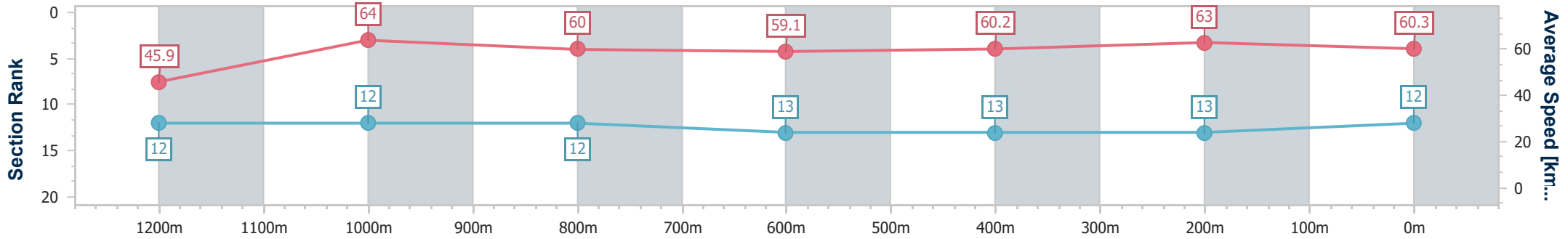


11 September 2024 - 14:54

Track Rating: Good 4, Weather: Overcast, Rail Position: +9.5m Entire

BRISBANE RACING CLUB

Section	Overall	1200m	1000m	800m	600m	400m	200m
Section Times	1:22.35 [12] (0:11.74)	1:10.61 [12] (0:11.28)	0:59.33 [12] (0:12.05)	0:47.28 [12] (0:12.13)	0:35.15 [13] (0:11.85)	0:23.30 [13] (0:11.36)	0:11.94 [13] (0:11.94)
Average Speed [km/h]	45.9	64.0	60.0	59.1	60.2	63.0	60.3
Top Speed [km/h]	63.4	65.0	62.7	60.4	62.2	63.5	63.4
Avg. Dist. to Rail [m]	3.0	1.2	1.1	1.0	1.8	2.0	1.4
Avg. Stride Freq. [Hz]	2.0	2.2	2.1	2.1	2.1	2.1	2.1
Avg. Stride Length [m]	6.3	8.0	7.9	7.8	7.9	8.2	7.9



- [ ] Ranking at each section and finish
- .-.- No data available at this section
- NA No data available



Horse/Jockey Name	Headline Legend
Final Rank	13
Fastest Section Time (Section)	0:11.23 (1200m)
Top Speed [km/h] (Section)	66.2 (1200m)
Race State	Finished



**Doomben QLD Professional**  
**Race 5: C&H RECRUITMENT QTIS Three-Year-Old Maiden Plate - 1350m**

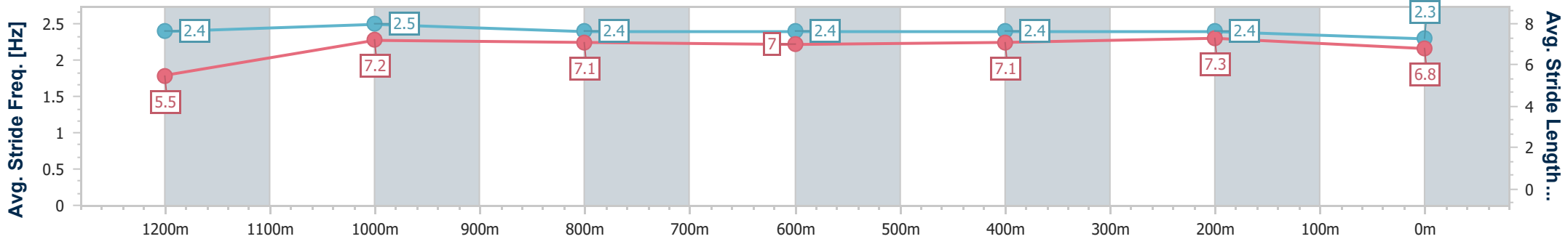
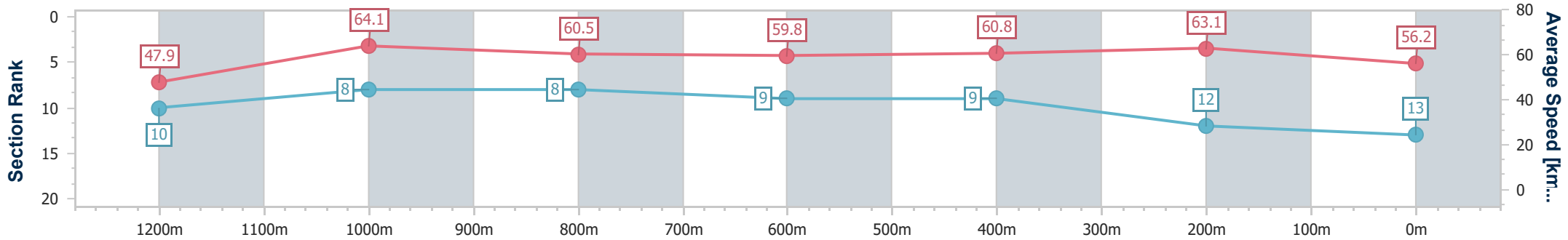


11 September 2024 - 14:54

Track Rating: Good 4, Weather: Overcast, Rail Position: +9.5m Entire

BRISBANE RACING CLUB

Section	Overall	1200m	1000m	800m	600m	400m	200m						
Section Times	1:22.82 [13] (0:11.32)	1:11.50 [10] (0:11.23)	1:00.27 [8] (0:11.94)	0:48.33 [8] (0:12.12)	0:36.21 [9] (0:11.94)	0:24.27 [9] (0:11.45)	0:12.82 [12] (0:12.82)						
Average Speed [km/h]	47.9	64.1	60.5	59.8	60.8	63.1	56.2						
Top Speed [km/h]	65.3	66.2	63.7	62.3	62.2	64.6	61.5						
Avg. Dist. to Rail [m]	4.8	0.9	1.3	1.3	1.8	3.0	1.9						
Avg. Stride Freq. [Hz]	2.4	2.5	2.4	2.4	2.4	2.4	2.3						
Avg. Stride Length [m]	5.5	7.2	7.1	7.0	7.1	7.3	6.8						



- [ ] Ranking at each section and finish
- .-.- No data available at this section
- NA No data available



# Doomben QLD Professional

## Race 6: XXXX GOLD BENCHMARK 65 Handicap - 1110m

11 September 2024 - 15:29



BRISBANE  
RACING CLUB

Track Rating: Good 4, Weather: Overcast, Rail Position: +9.5m Entire

Section		Overall	1000m	800m	600m	400m	200m	Last 600m					
Field Times		1:03.24 (0:08.34)	0:54.90 (0:10.97)	0:43.93 (0:10.91)	0:33.02 (0:11.03)	0:21.99 (0:10.59)	0:11.40 (0:11.40)	0:33.02					
Rank	TAB Horse/Jockey	Barrier	Top Speed [km/h]	Fastest Section							Margin	Distance Travelled [m]	
1	6 RICH MINX Ryan Maloney	1	69.8 400m	0:08.34 Overall	1:03.24 [1] (0:08.34)	0:54.90 [1] (0:10.97)	0:43.93 [1] (0:10.91)	0:33.02 [1] (0:11.03)	0:21.99 [1] (0:10.59)	0:11.40 [1] (0:11.40)	1:03.24	0:33.02	
2	2 THE ASTRONOMER Tahlia Fenlon	4	68.5 400m	0:08.54 Overall	1:03.92 [2] (0:08.54)	0:55.38 [2] (0:10.90)	0:44.48 [2] (0:10.95)	0:33.53 [2] (0:11.11)	0:22.42 [2] (0:10.79)	0:11.63 [2] (0:11.63)	3.97L	0:33.53	+4
3	5 REMLAPS ANGEL Tiffani Brooker	2	69.0 400m	0:08.70 Overall	1:03.96 [3] (0:08.70)	0:55.26 [4] (0:10.88)	0:44.38 [3] (0:10.94)	0:33.44 [3] (0:11.17)	0:22.27 [4] (0:10.69)	0:11.58 [3] (0:11.58)	4.22L	0:33.44	+2
4	9 JOJO RABBIT Nikita Beriman	5	67.5 400m	0:08.67 Overall	1:04.09 [4] (0:08.67)	0:55.42 [3] (0:11.13)	0:44.29 [4] (0:10.92)	0:33.37 [4] (0:10.96)	0:22.41 [3] (0:10.86)	0:11.55 [4] (0:11.55)	4.99L	0:33.37	+3
5	7 ROSE NOIR Angela Jones	11	68.3 400m	0:08.95 Overall	1:04.13 [5] (0:08.95)	0:55.18 [6] (0:11.08)	0:44.10 [7] (0:10.96)	0:33.14 [7] (0:11.09)	0:22.05 [7] (0:10.74)	0:11.31 [7] (0:11.31)	5.23L	0:33.14	+6
6	1 KEMI ZABI Emily Lang	6	67.5 400m	0:09.01 Overall	1:04.18 [6] (0:09.01)	0:55.17 [7] (0:10.94)	0:44.23 [6] (0:10.92)	0:33.31 [6] (0:11.04)	0:22.27 [6] (0:10.85)	0:11.42 [6] (0:11.42)	5.49L	0:33.31	+4
7	4 MIXED SPICE Taylor Marshall	3	66.9 800m	0:08.80 Overall	1:04.20 [7] (0:08.80)	0:55.40 [5] (0:11.10)	0:44.30 [5] (0:10.89)	0:33.41 [5] (0:11.04)	0:22.37 [5] (0:10.91)	0:11.46 [5] (0:11.46)	5.62L	0:33.41	+1
8	11 KUZCO LAD Melea Castle	8	67.2 600m	0:09.18 Overall	1:04.91 [8] (0:09.18)	0:55.73 [8] (0:11.12)	0:44.61 [8] (0:10.89)	0:33.72 [8] (0:10.97)	0:22.75 [8] (0:11.03)	0:11.72 [8] (0:11.72)	9.81L	0:33.72	-1

Scratched: Magic Island (#8), Tiger Tie (#10), Helikedempretty (#3)

[ ] Ranking at each section and finish  
 -:-:- No data available at this section  
 NA No data available

SCN Saddle cloth number  
 DNF Did not finish  
 DNT Did not track



Horse/Jockey Name	Rich Minx
Final Rank	1
Fastest Section Time (Section)	0:08.34 (Overall)
Top Speed [km/h] (Section)	69.8 (400m)
Race State	Finished



Doomben QLD Professional

Race 6: XXXX GOLD BENCHMARK 65 Handicap - 1110m

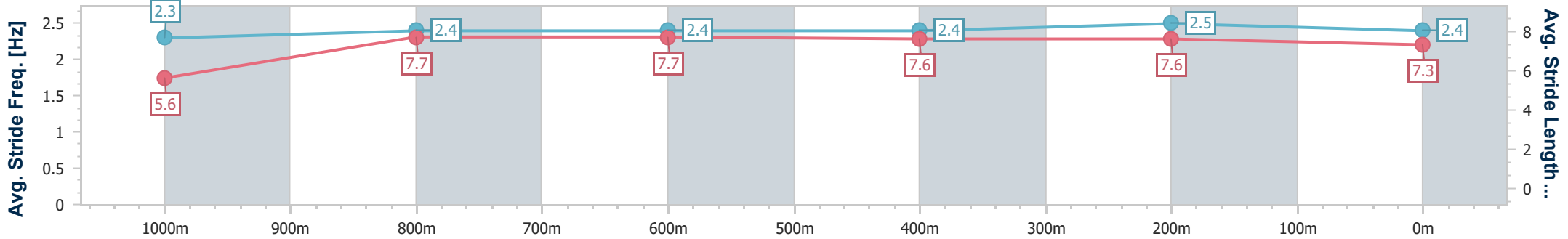
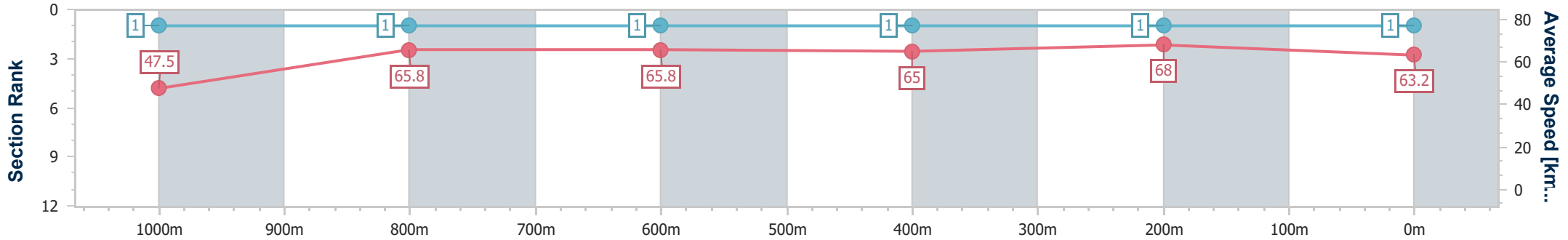
11 September 2024 - 15:29

Track Rating: Good 4, Weather: Overcast, Rail Position: +9.5m Entire



BRISBANE RACING CLUB

Section	Overall	1000m	800m	600m	400m	200m
Section Times	1:03.24 [1] (0:08.34)	0:54.90 [1] (0:10.97)	0:43.93 [1] (0:10.91)	0:33.02 [1] (0:11.03)	0:21.99 [1] (0:10.59)	0:11.40 [1] (0:11.40)
Average Speed [km/h]	47.5	65.8	65.8	65.0	68.0	63.2
Top Speed [km/h]	64.9	66.5	66.2	66.4	69.8	66.7
Avg. Dist. to Rail [m]	0.8	0.3	0.3	0.3	1.1	3.5
Avg. Stride Freq. [Hz]	2.3	2.4	2.4	2.4	2.5	2.4
Avg. Stride Length [m]	5.6	7.7	7.7	7.6	7.6	7.3



- [ ] Ranking at each section and finish
- .-.- No data available at this section
- NA No data available



Horse/Jockey Name	The Astronomer
Final Rank	2
Fastest Section Time (Section)	0:08.54 (Overall)
Top Speed [km/h] (Section)	68.5 (400m)
Race State	Finished



Doomben QLD Professional

Race 6: XXXX GOLD BENCHMARK 65 Handicap - 1110m

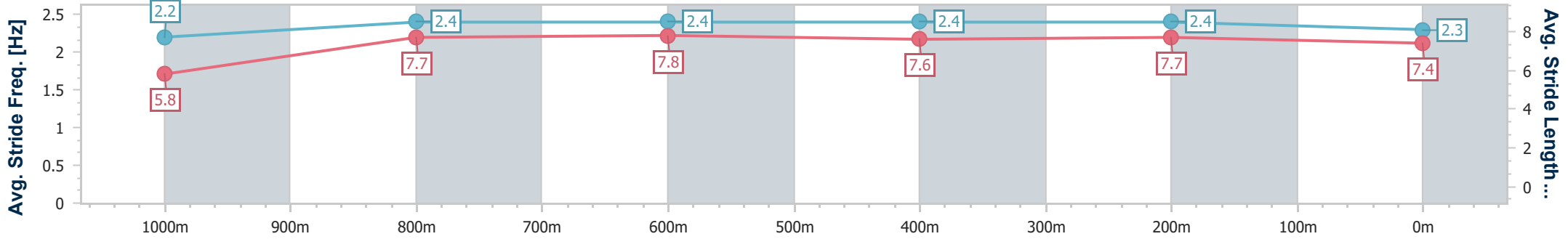
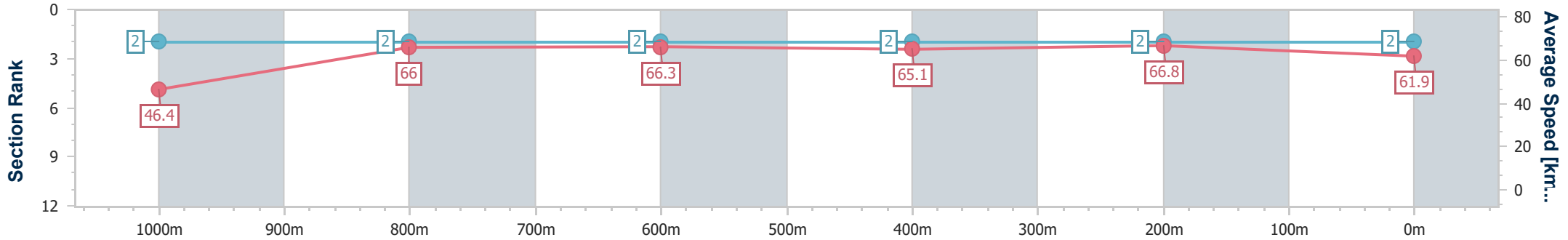
11 September 2024 - 15:29

Track Rating: Good 4, Weather: Overcast, Rail Position: +9.5m Entire



BRISBANE RACING CLUB

Section	Overall	1000m	800m	600m	400m	200m
Section Times	1:03.92 [2] (0:08.54)	0:55.38 [2] (0:10.90)	0:44.48 [2] (0:10.95)	0:33.53 [2] (0:11.11)	0:22.42 [2] (0:10.79)	0:11.63 [2] (0:11.63)
Average Speed [km/h]	46.4	66.0	66.3	65.1	66.8	61.9
Top Speed [km/h]	63.4	67.0	66.6	66.6	68.5	66.1
Avg. Dist. to Rail [m]	1.4	0.4	1.7	1.3	0.6	0.6
Avg. Stride Freq. [Hz]	2.2	2.4	2.4	2.4	2.4	2.3
Avg. Stride Length [m]	5.8	7.7	7.8	7.6	7.7	7.4



- [ ] Ranking at each section and finish
- .-.- No data available at this section
- NA No data available





Horse/Jockey Name	Remlaps Angel
Final Rank	3
Fastest Section Time (Section)	0:08.70 (Overall)
Top Speed [km/h] (Section)	69.0 (400m)
Race State	Finished



Doomben QLD Professional

Race 6: XXXX GOLD BENCHMARK 65 Handicap - 1110m

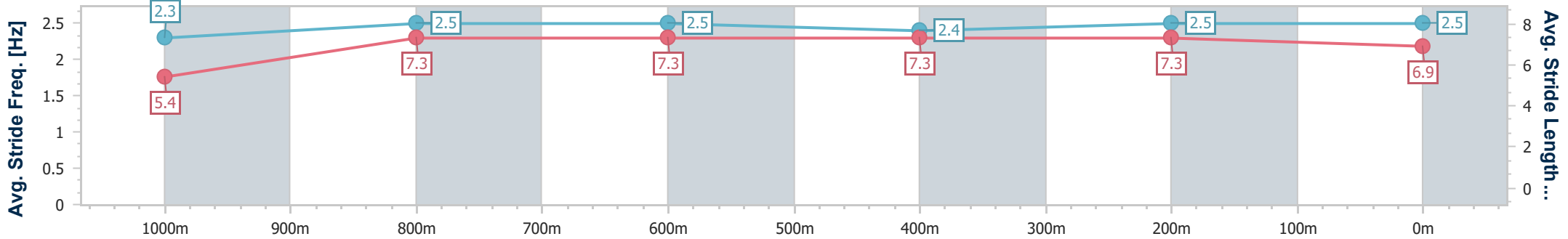
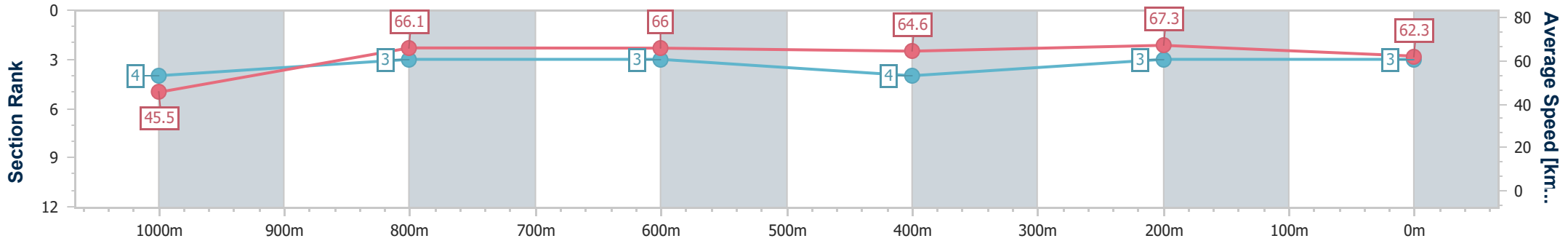
11 September 2024 - 15:29

Track Rating: Good 4, Weather: Overcast, Rail Position: +9.5m Entire



BRISBANE RACING CLUB

Section	Overall	1000m	800m	600m	400m	200m
Section Times	1:03.96 [3] (0:08.70)	0:55.26 [4] (0:10.88)	0:44.38 [3] (0:10.94)	0:33.44 [3] (0:11.17)	0:22.27 [4] (0:10.69)	0:11.58 [3] (0:11.58)
Average Speed [km/h]	45.5	66.1	66.0	64.6	67.3	62.3
Top Speed [km/h]	65.2	66.8	66.9	66.9	69.0	66.0
Avg. Dist. to Rail [m]	1.2	0.3	0.4	0.8	1.1	0.6
Avg. Stride Freq. [Hz]	2.3	2.5	2.5	2.4	2.5	2.5
Avg. Stride Length [m]	5.4	7.3	7.3	7.3	7.3	6.9



- [ ] Ranking at each section and finish
- .-.- No data available at this section
- NA No data available



Horse/Jockey Name	Jojo Rabbit
Final Rank	4
Fastest Section Time (Section)	0:08.67 (Overall)
Top Speed [km/h] (Section)	67.5 (400m)
Race State	Finished

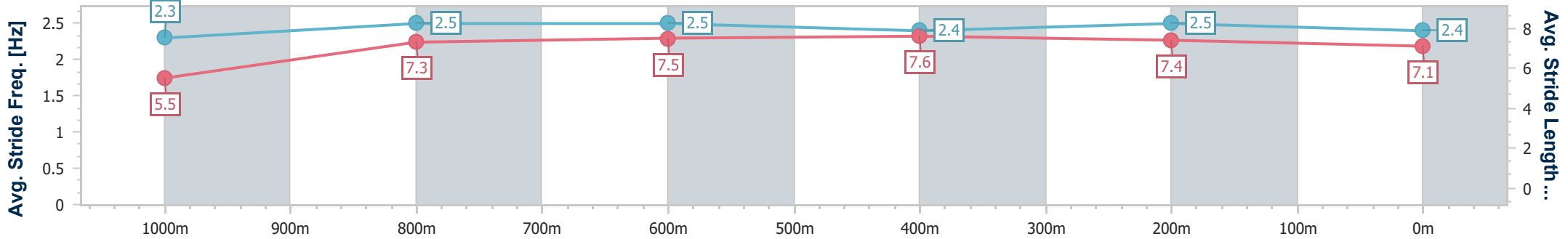
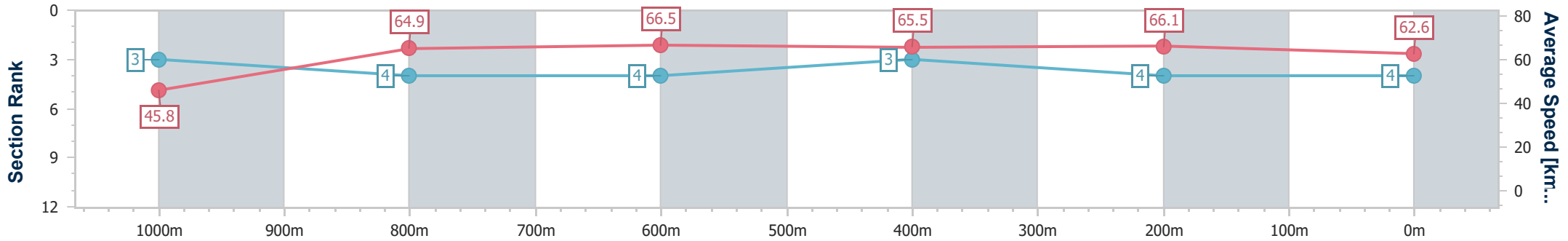


**Doomben QLD Professional**  
**Race 6: XXXX GOLD BENCHMARK 65 Handicap - 1110m**  
 11 September 2024 - 15:29  
 Track Rating: Good 4, Weather: Overcast, Rail Position: +9.5m Entire



BRISBANE RACING CLUB

Section	Overall	1000m	800m	600m	400m	200m
Section Times	1:04.09 [4] (0:08.67)	0:55.42 [3] (0:11.13)	0:44.29 [4] (0:10.92)	0:33.37 [4] (0:10.96)	0:22.41 [3] (0:10.86)	0:11.55 [4] (0:11.55)
Average Speed [km/h]	45.8	64.9	66.5	65.5	66.1	62.6
Top Speed [km/h]	63.4	66.4	67.3	66.7	67.5	66.1
Avg. Dist. to Rail [m]	3.8	2.4	0.9	0.3	1.1	1.1
Avg. Stride Freq. [Hz]	2.3	2.5	2.5	2.4	2.5	2.4
Avg. Stride Length [m]	5.5	7.3	7.5	7.6	7.4	7.1



- [ ] Ranking at each section and finish
- .-.- No data available at this section
- NA No data available



Horse/Jockey Name	Rose Noir
Final Rank	5
Fastest Section Time (Section)	0:08.95 (Overall)
Top Speed [km/h] (Section)	68.3 (400m)
Race State	Finished



Doomben QLD Professional

Race 6: XXXX GOLD BENCHMARK 65 Handicap - 1110m

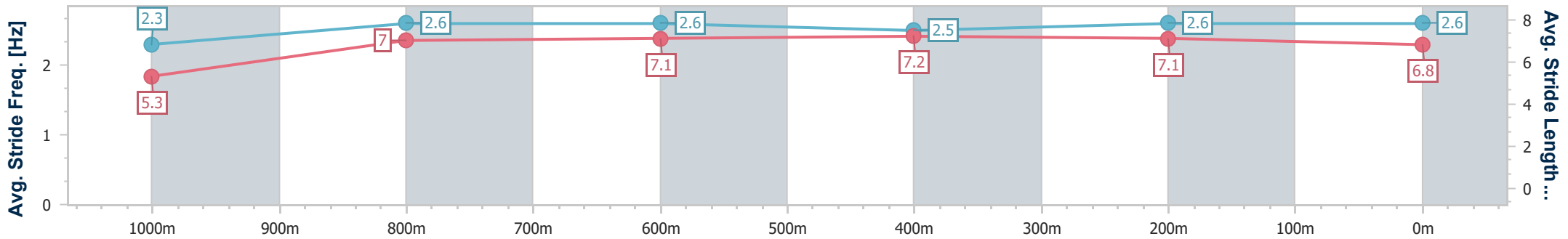
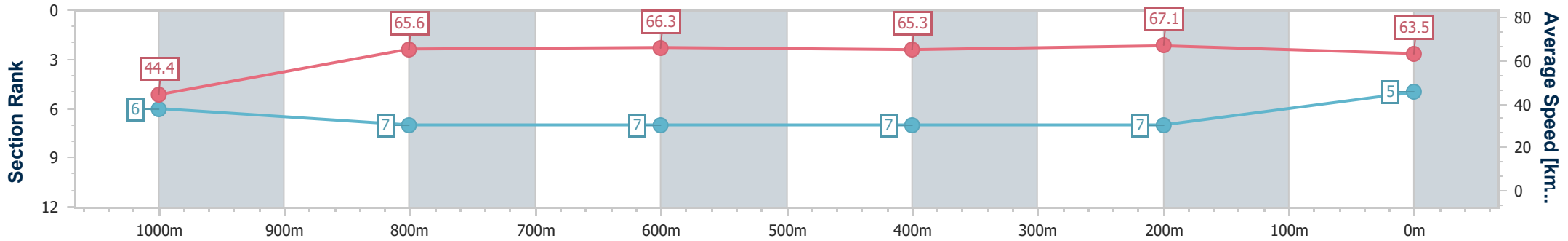
11 September 2024 - 15:29

Track Rating: Good 4, Weather: Overcast, Rail Position: +9.5m Entire



BRISBANE RACING CLUB

Section	Overall	1000m	800m	600m	400m	200m
Section Times	1:04.13 [5] (0:08.95)	0:55.18 [6] (0:11.08)	0:44.10 [7] (0:10.96)	0:33.14 [7] (0:11.09)	0:22.05 [7] (0:10.74)	0:11.31 [7] (0:11.31)
Average Speed [km/h]	44.4	65.6	66.3	65.3	67.1	63.5
Top Speed [km/h]	61.3	67.1	67.4	67.4	68.3	66.8
Avg. Dist. to Rail [m]	6.2	2.9	1.3	1.3	1.1	2.3
Avg. Stride Freq. [Hz]	2.3	2.6	2.6	2.5	2.6	2.6
Avg. Stride Length [m]	5.3	7.0	7.1	7.2	7.1	6.8



- [ ] Ranking at each section and finish
- .-.- No data available at this section
- NA No data available



Horse/Jockey Name	Kemi Zabi
Final Rank	6
Fastest Section Time (Section)	0:09.01 (Overall)
Top Speed [km/h] (Section)	67.5 (400m)
Race State	Finished



Doomben QLD Professional

Race 6: XXXX GOLD BENCHMARK 65 Handicap - 1110m

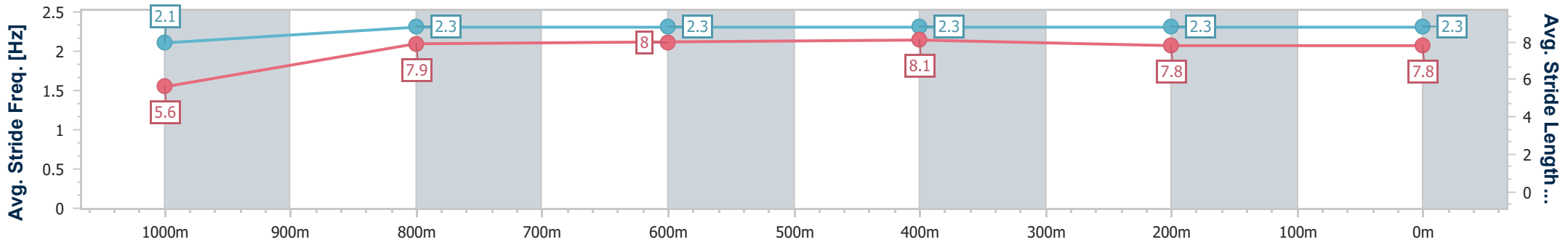
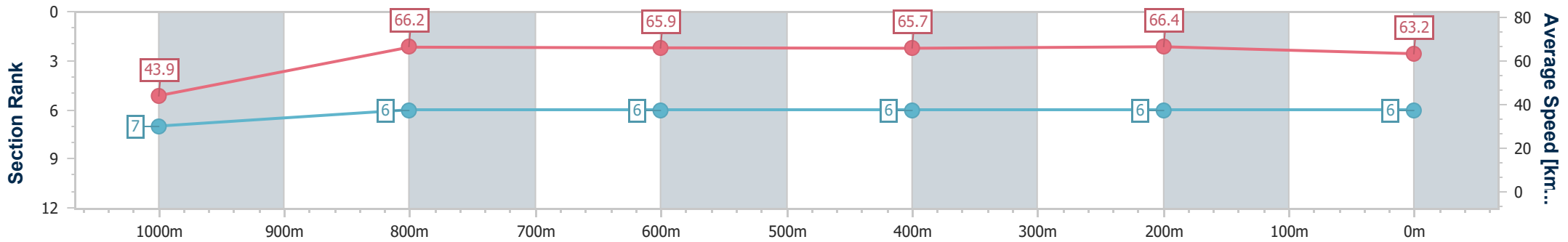
11 September 2024 - 15:29

Track Rating: Good 4, Weather: Overcast, Rail Position: +9.5m Entire



BRISBANE RACING CLUB

Section	Overall	1000m	800m	600m	400m	200m
Section Times	1:04.18 [6] (0:09.01)	0:55.17 [7] (0:10.94)	0:44.23 [6] (0:10.92)	0:33.31 [6] (0:11.04)	0:22.27 [6] (0:10.85)	0:11.42 [6] (0:11.42)
Average Speed [km/h]	43.9	66.2	65.9	65.7	66.4	63.2
Top Speed [km/h]	62.7	67.0	66.7	66.3	67.5	66.0
Avg. Dist. to Rail [m]	4.1	0.9	0.9	1.0	2.0	3.4
Avg. Stride Freq. [Hz]	2.1	2.3	2.3	2.3	2.3	2.3
Avg. Stride Length [m]	5.6	7.9	8.0	8.1	7.8	7.8



- [ ] Ranking at each section and finish
- .-.- No data available at this section
- NA No data available



Horse/Jockey Name	Mixed Spice
Final Rank	7
Fastest Section Time (Section)	0:08.80 (Overall)
Top Speed [km/h] (Section)	66.9 (800m)
Race State	Finished



Doomben QLD Professional

Race 6: XXXX GOLD BENCHMARK 65 Handicap - 1110m

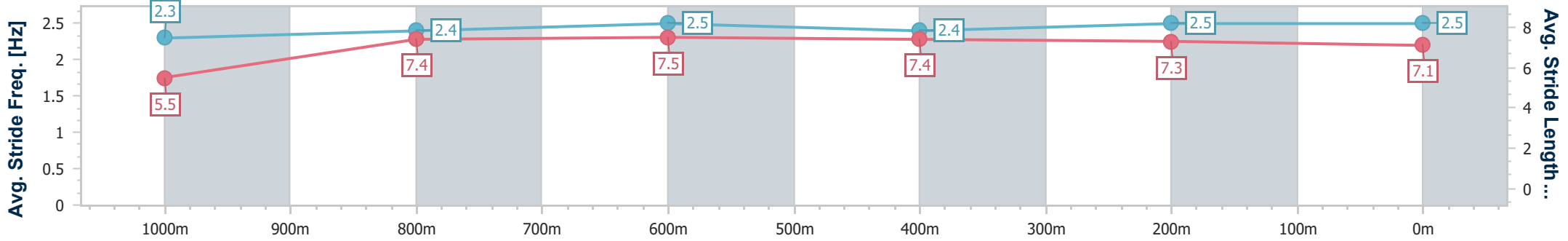
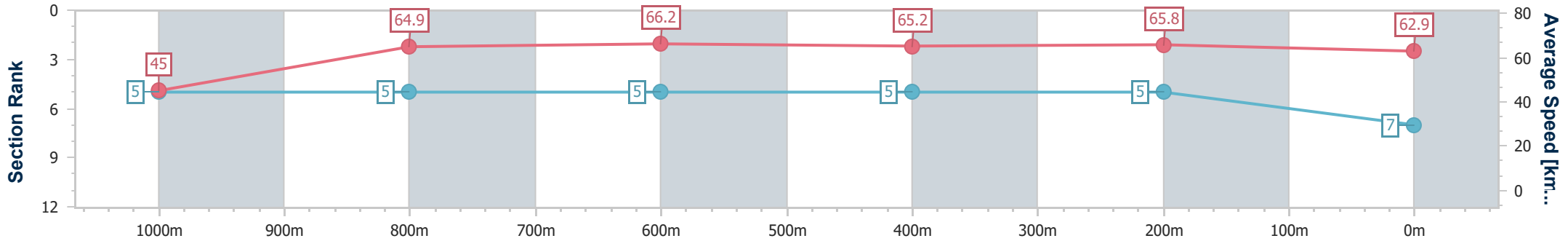
11 September 2024 - 15:29

Track Rating: Good 4, Weather: Overcast, Rail Position: +9.5m Entire



BRISBANE RACING CLUB

Section	Overall	1000m	800m	600m	400m	200m
Section Times	1:04.20 [7] (0:08.80)	0:55.40 [5] (0:11.10)	0:44.30 [5] (0:10.89)	0:33.41 [5] (0:11.04)	0:22.37 [5] (0:10.91)	0:11.46 [5] (0:11.46)
Average Speed [km/h]	45.0	64.9	66.2	65.2	65.8	62.9
Top Speed [km/h]	63.3	66.0	66.9	66.1	66.4	65.2
Avg. Dist. to Rail [m]	2.7	0.8	0.5	0.5	0.5	0.7
Avg. Stride Freq. [Hz]	2.3	2.4	2.5	2.4	2.5	2.5
Avg. Stride Length [m]	5.5	7.4	7.5	7.4	7.3	7.1



- [ ] Ranking at each section and finish
- .-.- No data available at this section
- NA No data available



Horse/Jockey Name	Kuzco Lad
Final Rank	8
Fastest Section Time (Section)	0:09.18 (Overall)
Top Speed [km/h] (Section)	67.2 (600m)
Race State	Finished



Doomben QLD Professional

Race 6: XXXX GOLD BENCHMARK 65 Handicap - 1110m

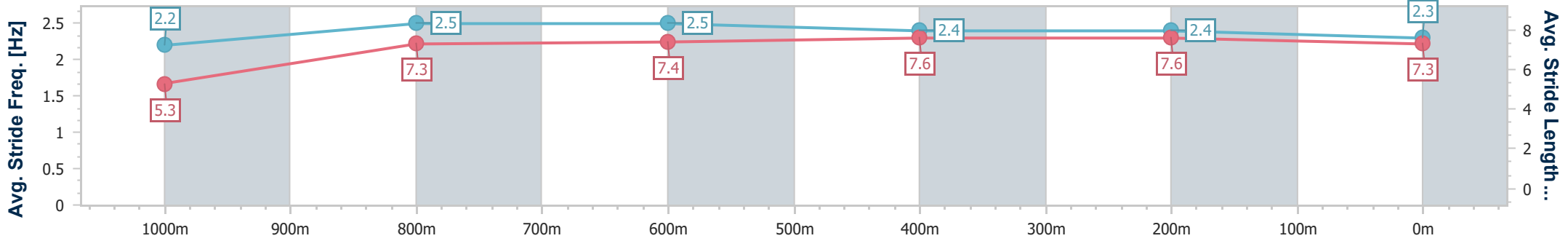
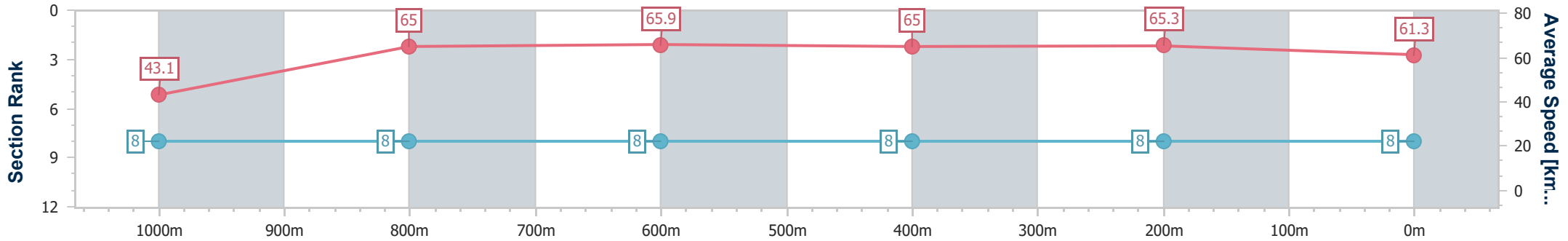
11 September 2024 - 15:29

Track Rating: Good 4, Weather: Overcast, Rail Position: +9.5m Entire



BRISBANE RACING CLUB

Section	Overall	1000m	800m	600m	400m	200m
Section Times	1:04.91 [8] (0:09.18)	0:55.73 [8] (0:11.12)	0:44.61 [8] (0:10.89)	0:33.72 [8] (0:10.97)	0:22.75 [8] (0:11.03)	0:11.72 [8] (0:11.72)
Average Speed [km/h]	43.1	65.0	65.9	65.0	65.3	61.3
Top Speed [km/h]	63.1	66.1	66.9	67.2	66.2	63.9
Avg. Dist. to Rail [m]	5.0	0.6	1.0	1.2	1.2	2.4
Avg. Stride Freq. [Hz]	2.2	2.5	2.5	2.4	2.4	2.3
Avg. Stride Length [m]	5.3	7.3	7.4	7.6	7.6	7.3



- [ ] Ranking at each section and finish
- .-.- No data available at this section
- NA No data available



# Doomben QLD Professional

## Race 7: SKY RACING Class 4 Handicap - 1350m

11 September 2024 - 16:04



BRISBANE  
RACING CLUB

Track Rating: Good 4, Weather: Overcast, Rail Position: +9.5m Entire

Section											Last 600m		
Field Times											0:34.09		
	Overall	1200m	1000m	800m	600m	400m							
	1:19.43 (0:10.71)	1:08.72 (0:11.30)	0:57.42 (0:11.36)	0:46.06 (0:11.97)	0:34.09 (0:11.71)	0:22.38 (0:10.92)							
Rank	TAB	Horse/Jockey	Barrier	Top Speed [km/h]	Fastest Section							Distance Travelled [m]	
1	9	TIJUANA TWO STEP Melea Castle	3	66.7 400m	0:10.85 Overall	1:19.43 [1] (0:10.85)	1:08.58 [2] (0:11.42)	0:57.16 [4] (0:11.48)	0:45.68 [3] (0:11.88)	0:33.80 [2] (0:11.60)	0:22.20 [4] (0:10.93)	0:33.80	
2	4	TOO HARD TO REFUSE Emily Lang	7	67.7 400m	0:10.71 Overall	1:19.54 [2] (0:10.71)	1:08.83 [1] (0:11.33)	0:57.50 [2] (0:11.33)	0:46.17 [1] (0:11.97)	0:34.20 [1] (0:11.71)	0:22.49 [1] (0:10.92)	0:34.20	+4
3	8	SENESCHAL Robbie Dolan	10	68.0 1200m	0:10.94 1200m	1:19.78 [3] (0:11.07)	1:08.71 [4] (0:10.94)	0:57.77 [1] (0:11.44)	0:46.33 [2] (0:12.21)	0:34.12 [3] (0:11.54)	0:22.58 [2] (0:10.96)	0:34.12	+4
4	2	NORTHERN DECREE Martin Harley	5	66.6 400m	0:10.90 400m	1:19.79 [4] (0:11.27)	1:08.52 [8] (0:11.38)	0:57.14 [8] (0:11.59)	0:45.55 [8] (0:11.92)	0:33.63 [8] (0:11.43)	0:22.20 [7] (0:10.90)	0:33.63	+7
5	5	BEEBEE DAZZLER James Orman	2	67.2 200m	0:11.00 400m	1:19.82 [5] (0:11.13)	1:08.69 [5] (0:11.29)	0:57.40 [5] (0:11.60)	0:45.80 [5] (0:11.98)	0:33.82 [6] (0:11.46)	0:22.36 [6] (0:11.00)	0:33.82	+6
6	7	GENETIC FREAK Ryan Maloney	4	66.7 1200m	0:10.91 Overall	1:19.95 [6] (0:10.91)	1:09.04 [3] (0:11.21)	0:57.83 [3] (0:11.66)	0:46.17 [4] (0:11.93)	0:34.24 [4] (0:11.50)	0:22.74 [3] (0:11.04)	0:34.24	+7
7	1	PENTITO Taylor Marshall	9	65.2 400m	0:11.19 400m	1:20.19 [7] (0:11.20)	1:08.99 [7] (0:11.37)	0:57.62 [7] (0:11.50)	0:46.12 [6] (0:11.65)	0:34.47 [5] (0:11.68)	0:22.79 [5] (0:11.19)	0:34.47	+10
8	11	ZATTASTAR Tahlia Fenlon	1	65.7 400m	0:11.01 400m	1:20.22 [8] (0:11.17)	1:09.05 [6] (0:11.39)	0:57.66 [6] (0:11.58)	0:46.08 [7] (0:11.91)	0:34.17 [7] (0:11.61)	0:22.56 [8] (0:11.01)	0:34.17	-4

Scratched: Starzam (#3), Smytzer (#6), Yes To Excess (#12), Three Gongs (#10)

[ ] Ranking at each section and finish  
 -:-:- No data available at this section  
 NA No data available

SCN Saddle cloth number  
 DNF Did not finish  
 DNT Did not track



# Doomben QLD Professional

## Race 7: SKY RACING Class 4 Handicap - 1350m

11 September 2024 - 16:04



BRISBANE  
RACING CLUB

Track Rating: Good 4, Weather: Overcast, Rail Position: +9.5m Entire

Section				200m				Last 600m	
Field Times				0:11.46 (0:11.46)				0:34.09	
Rank	TAB Horse/Jockey	Barrier	Top Speed [km/h]	Fastest Section	Margin				Distance Travelled [m]
1	9 <b>TIJUANA TWO STEP</b> Melea Castle	3	66.7 400m	0:10.85 Overall	0:11.27 [2] (0:11.27)	1:19.43		0:33.80	
2	4 <b>TOO HARD TO REFUSE</b> Emily Lang	7	67.7 400m	0:10.71 Overall	0:11.57 [1] (0:11.57)	0.66L		0:34.20	+4
3	8 <b>SENESCHAL</b> Robbie Dolan	10	68.0 1200m	0:10.94 1200m	0:11.62 [3] (0:11.62)	2.09L		0:34.12	+4
4	2 <b>NORTHERN DECREE</b> Martin Harley	5	66.6 400m	0:10.90 400m	0:11.30 [6] (0:11.30)	2.13L		0:33.63	+7
5	5 <b>BEEBEE DAZZLER</b> James Orman	2	67.2 200m	0:11.00 400m	0:11.36 [5] (0:11.36)	2.31L		0:33.82	+6
6	7 <b>GENETIC FREAK</b> Ryan Maloney	4	66.7 1200m	0:10.91 Overall	0:11.70 [4] (0:11.70)	3.07L		0:34.24	+7
7	1 <b>PENTITO</b> Taylor Marshall	9	65.2 400m	0:11.19 400m	0:11.60 [7] (0:11.60)	4.47L		0:34.47	+10
8	11 <b>ZATTASTAR</b> Tahlia Fenlon	1	65.7 400m	0:11.01 400m	0:11.55 [8] (0:11.55)	4.65L		0:34.17	-4

Scratched: Starzam (#3), Smytzer (#6), Yes To Excess (#12), Three Gongs (#10)

[ ] Ranking at each section and finish  
 -:-:- No data available at this section  
 NA No data available

SCN Saddle cloth number  
 DNF Did not finish  
 DNT Did not track





Horse/Jockey Name	Tijuana Two Step
Final Rank	1
Fastest Section Time (Section)	0:10.85 (Overall)
Top Speed [km/h] (Section)	66.7 (400m)
Race State	Finished



Doomben QLD Professional

Race 7: SKY RACING Class 4 Handicap - 1350m

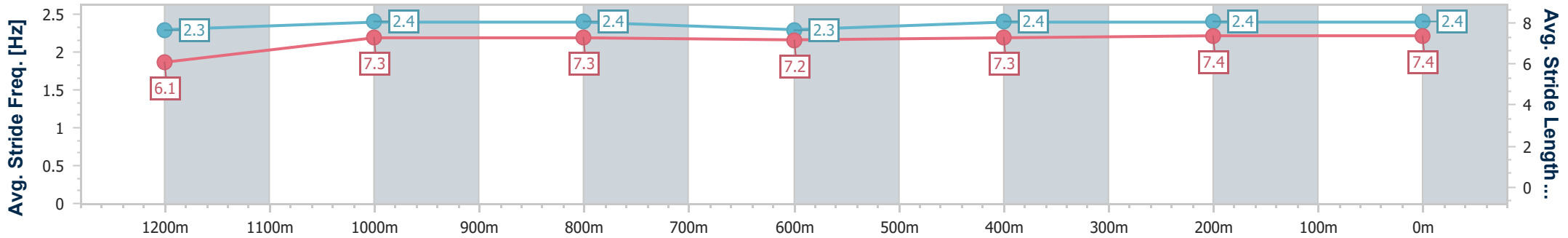
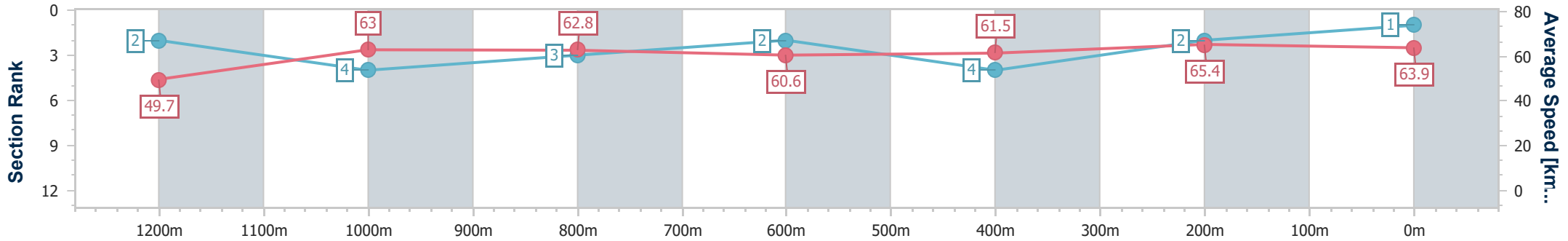
11 September 2024 - 16:04

Track Rating: Good 4, Weather: Overcast, Rail Position: +9.5m Entire



BRISBANE RACING CLUB

Section	Overall	1200m	1000m	800m	600m	400m	200m
Section Times	1:19.43 [1] (0:10.85)	1:08.58 [2] (0:11.42)	0:57.16 [4] (0:11.48)	0:45.68 [3] (0:11.88)	0:33.80 [2] (0:11.60)	0:22.20 [4] (0:10.93)	0:11.27 [2] (0:11.27)
Average Speed [km/h]	49.7	63.0	62.8	60.6	61.5	65.4	63.9
Top Speed [km/h]	65.6	65.7	63.9	63.4	63.8	66.7	66.3
Avg. Dist. to Rail [m]	2.3	0.4	0.4	0.5	1.4	1.8	0.5
Avg. Stride Freq. [Hz]	2.3	2.4	2.4	2.3	2.4	2.4	2.4
Avg. Stride Length [m]	6.1	7.3	7.3	7.2	7.3	7.4	7.4



- [ ] Ranking at each section and finish
- .-.- No data available at this section
- NA No data available



Horse/Jockey Name	Too Hard To Refuse
Final Rank	2
Fastest Section Time (Section)	0:10.71 (Overall)
Top Speed [km/h] (Section)	67.7 (400m)
Race State	Finished



Doomben QLD Professional

Race 7: SKY RACING Class 4 Handicap - 1350m

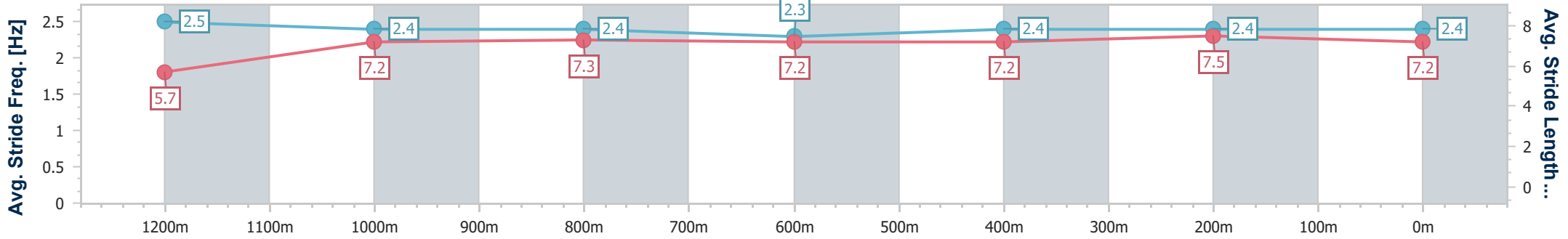
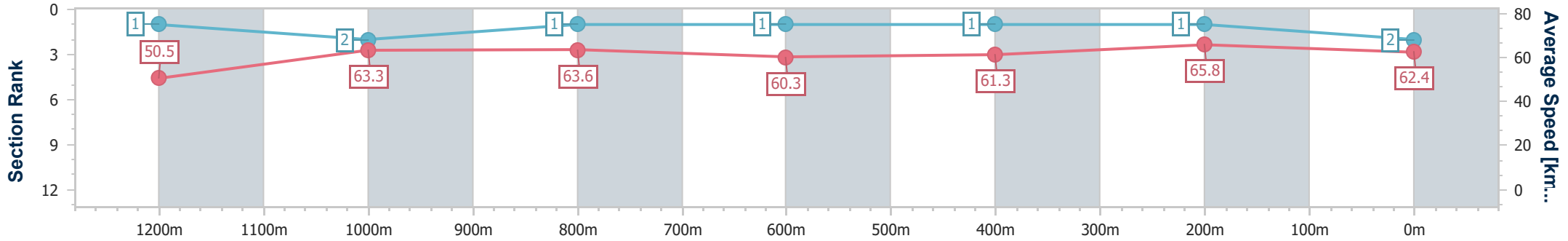
11 September 2024 - 16:04

Track Rating: Good 4, Weather: Overcast, Rail Position: +9.5m Entire



BRISBANE RACING CLUB

Section	Overall	1200m	1000m	800m	600m	400m	200m
Section Times	1:19.54 [2] (0:10.71)	1:08.83 [1] (0:11.33)	0:57.50 [2] (0:11.33)	0:46.17 [1] (0:11.97)	0:34.20 [1] (0:11.71)	0:22.49 [1] (0:10.92)	0:11.57 [1] (0:11.57)
Average Speed [km/h]	50.5	63.3	63.6	60.3	61.3	65.8	62.4
Top Speed [km/h]	66.7	66.3	65.4	60.9	63.5	67.7	66.0
Avg. Dist. to Rail [m]	5.4	0.5	0.4	0.4	0.4	1.9	2.4
Avg. Stride Freq. [Hz]	2.5	2.4	2.4	2.3	2.4	2.4	2.4
Avg. Stride Length [m]	5.7	7.2	7.3	7.2	7.2	7.5	7.2



- [ ] Ranking at each section and finish
- .-.- No data available at this section
- NA No data available



Horse/Jockey Name	Seneschal
Final Rank	3
Fastest Section Time (Section)	0:10.94 (1200m)
Top Speed [km/h] (Section)	68.0 (1200m)
Race State	Finished



Doomben QLD Professional

Race 7: SKY RACING Class 4 Handicap - 1350m

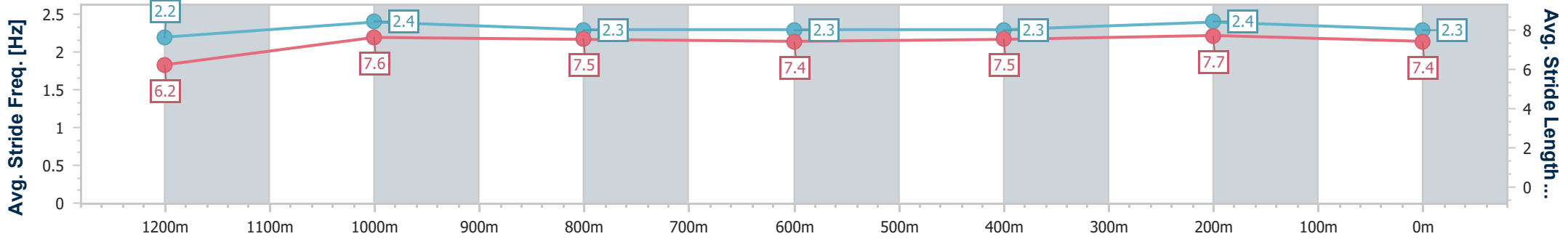
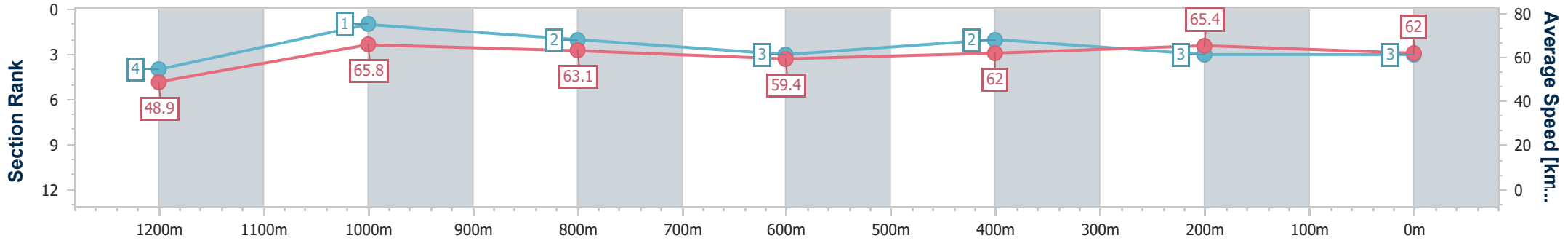
11 September 2024 - 16:04

Track Rating: Good 4, Weather: Overcast, Rail Position: +9.5m Entire



BRISBANE RACING CLUB

Section	Overall	1200m	1000m	800m	600m	400m	200m
Section Times	1:19.78 [3] (0:11.07)	1:08.71 [4] (0:10.94)	0:57.77 [1] (0:11.44)	0:46.33 [2] (0:12.21)	0:34.12 [3] (0:11.54)	0:22.58 [2] (0:10.96)	0:11.62 [3] (0:11.62)
Average Speed [km/h]	48.9	65.8	63.1	59.4	62.0	65.4	62.0
Top Speed [km/h]	67.5	68.0	64.7	61.0	63.3	68.0	66.2
Avg. Dist. to Rail [m]	8.0	2.1	0.9	1.1	1.2	0.6	0.4
Avg. Stride Freq. [Hz]	2.2	2.4	2.3	2.3	2.3	2.4	2.3
Avg. Stride Length [m]	6.2	7.6	7.5	7.4	7.5	7.7	7.4



- [ ] Ranking at each section and finish
- .-.- No data available at this section
- NA No data available



Horse/Jockey Name	Northern Decree
Final Rank	4
Fastest Section Time (Section)	0:10.90 (400m)
Top Speed [km/h] (Section)	66.6 (400m)
Race State	Finished



### Doomben QLD Professional

Race 7: SKY RACING Class 4 Handicap - 1350m

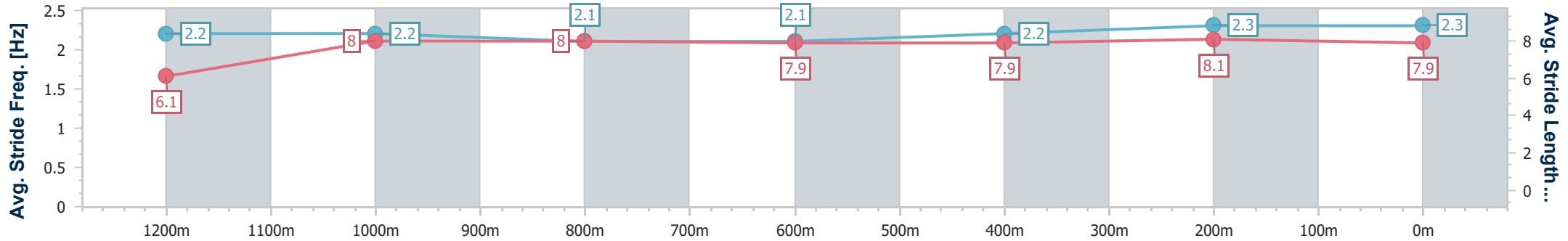
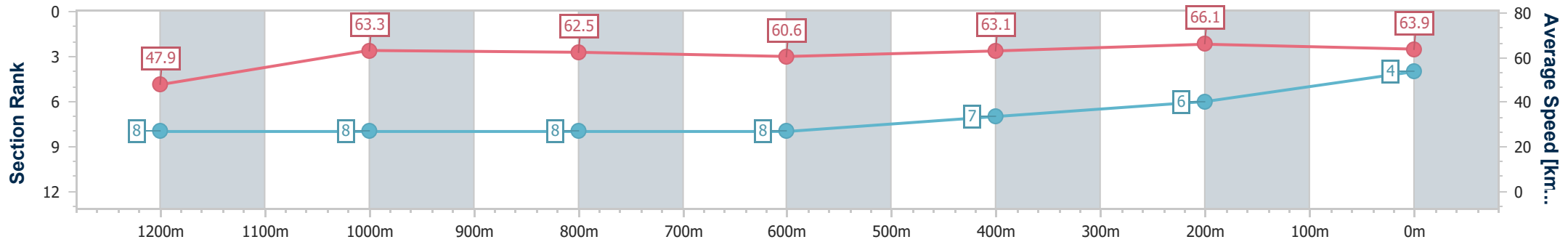
11 September 2024 - 16:04

Track Rating: Good 4, Weather: Overcast, Rail Position: +9.5m Entire



BRISBANE RACING CLUB

Section	Overall	1200m	1000m	800m	600m	400m	200m
Section Times	1:19.79 [4] (0:11.27)	1:08.52 [8] (0:11.38)	0:57.14 [8] (0:11.59)	0:45.55 [8] (0:11.92)	0:33.63 [8] (0:11.43)	0:22.20 [7] (0:10.90)	0:11.30 [6] (0:11.30)
Average Speed [km/h]	47.9	63.3	62.5	60.6	63.1	66.1	63.9
Top Speed [km/h]	63.8	65.0	63.7	62.3	65.3	66.6	66.3
Avg. Dist. to Rail [m]	3.2	0.9	1.4	1.0	0.6	1.5	3.8
Avg. Stride Freq. [Hz]	2.2	2.2	2.1	2.1	2.2	2.3	2.3
Avg. Stride Length [m]	6.1	8.0	8.0	7.9	7.9	8.1	7.9



- [ ] Ranking at each section and finish
- .-.- No data available at this section
- NA No data available



Horse/Jockey Name	Beebee Dazzler
Final Rank	5
Fastest Section Time (Section)	0:11.00 (400m)
Top Speed [km/h] (Section)	67.2 (200m)
Race State	Finished



Doomben QLD Professional

Race 7: SKY RACING Class 4 Handicap - 1350m

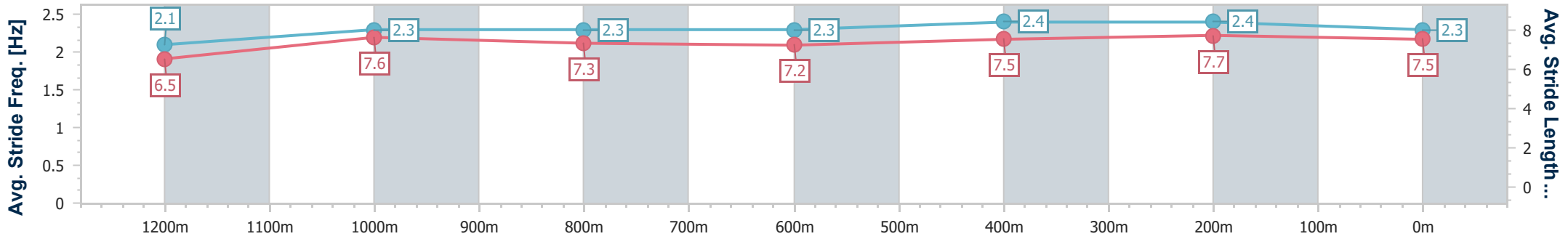
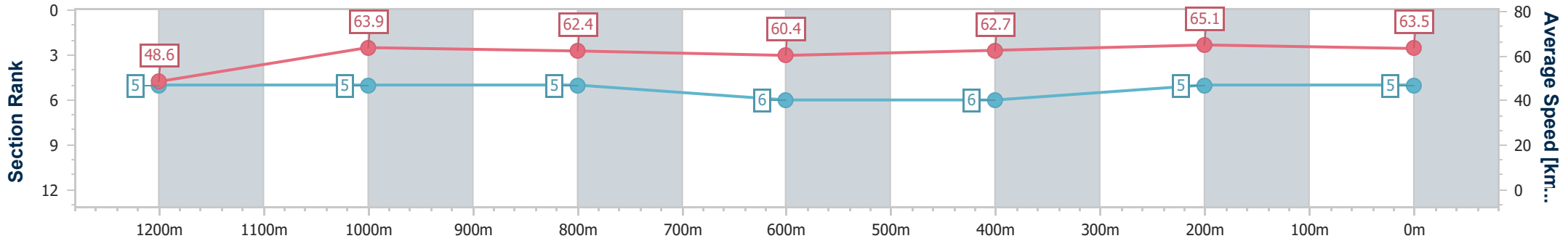
11 September 2024 - 16:04

Track Rating: Good 4, Weather: Overcast, Rail Position: +9.5m Entire



BRISBANE RACING CLUB

Section	Overall	1200m	1000m	800m	600m	400m	200m
Section Times	1:19.82 [5] (0:11.13)	1:08.69 [5] (0:11.29)	0:57.40 [5] (0:11.60)	0:45.80 [5] (0:11.98)	0:33.82 [6] (0:11.46)	0:22.36 [6] (0:11.00)	0:11.36 [5] (0:11.36)
Average Speed [km/h]	48.6	63.9	62.4	60.4	62.7	65.1	63.5
Top Speed [km/h]	62.4	66.5	63.8	62.3	64.7	66.9	67.2
Avg. Dist. to Rail [m]	1.3	0.8	1.2	1.2	0.8	1.5	0.6
Avg. Stride Freq. [Hz]	2.1	2.3	2.3	2.3	2.4	2.4	2.3
Avg. Stride Length [m]	6.5	7.6	7.3	7.2	7.5	7.7	7.5



- [ ] Ranking at each section and finish
- .-.- No data available at this section
- NA No data available



Horse/Jockey Name	Genetic Freak
Final Rank	6
Fastest Section Time (Section)	0:10.91 (Overall)
Top Speed [km/h] (Section)	66.7 (1200m)
Race State	Finished



Doomben QLD Professional

Race 7: SKY RACING Class 4 Handicap - 1350m

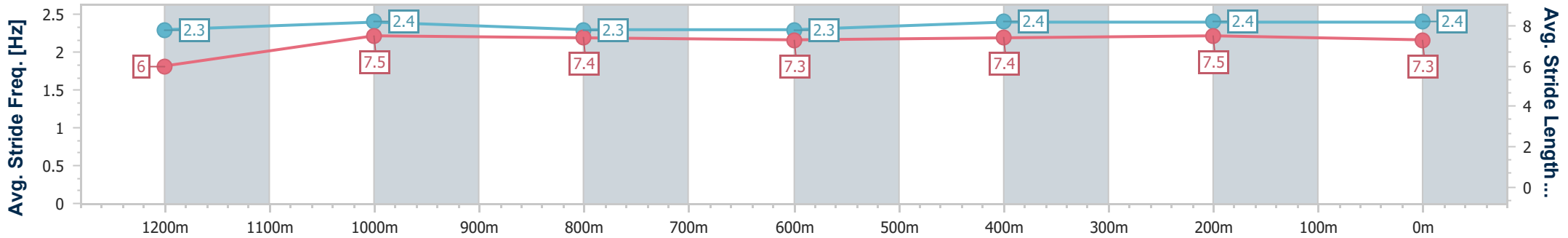
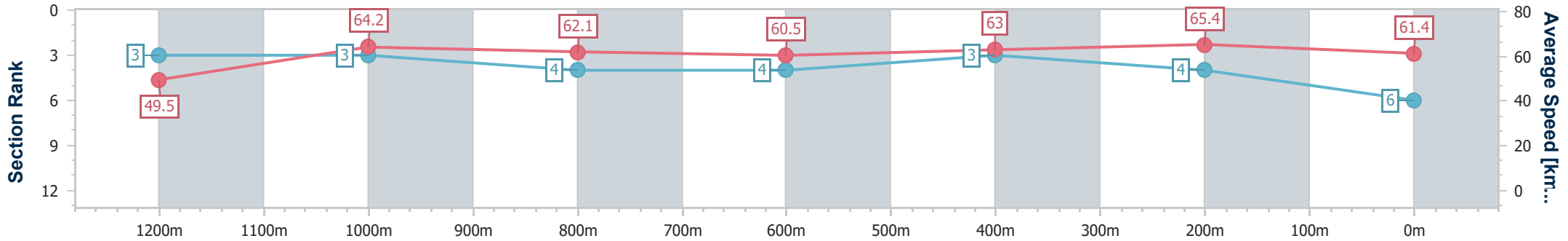
11 September 2024 - 16:04

Track Rating: Good 4, Weather: Overcast, Rail Position: +9.5m Entire



BRISBANE RACING CLUB

Section	Overall	1200m	1000m	800m	600m	400m	200m
Section Times	1:19.95 [6] (0:10.91)	1:09.04 [3] (0:11.21)	0:57.83 [3] (0:11.66)	0:46.17 [4] (0:11.93)	0:34.24 [4] (0:11.50)	0:22.74 [3] (0:11.04)	0:11.70 [4] (0:11.70)
Average Speed [km/h]	49.5	64.2	62.1	60.5	63.0	65.4	61.4
Top Speed [km/h]	66.2	66.7	63.5	61.8	64.3	66.1	64.0
Avg. Dist. to Rail [m]	3.9	0.9	0.8	1.2	1.3	1.5	2.2
Avg. Stride Freq. [Hz]	2.3	2.4	2.3	2.3	2.4	2.4	2.4
Avg. Stride Length [m]	6.0	7.5	7.4	7.3	7.4	7.5	7.3



- [ ] Ranking at each section and finish
- .-.- No data available at this section
- NA No data available



Horse/Jockey Name	Pentito
Final Rank	7
Fastest Section Time (Section)	0:11.19 (400m)
Top Speed [km/h] (Section)	65.2 (400m)
Race State	Finished



### Doomben QLD Professional

Race 7: SKY RACING Class 4 Handicap - 1350m

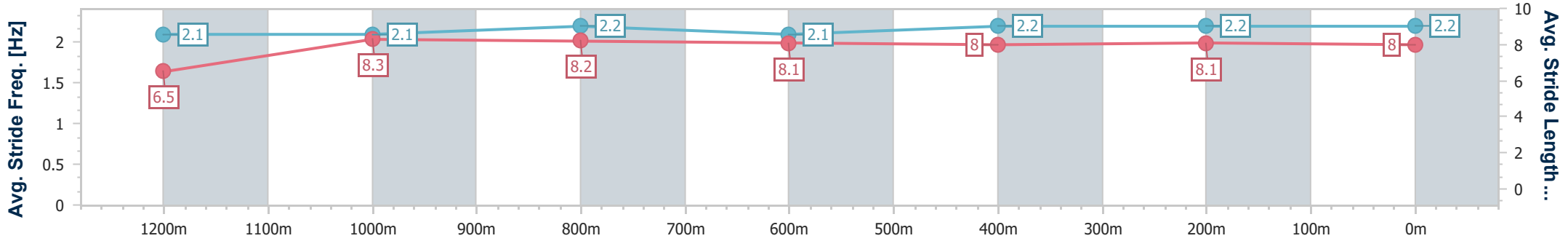
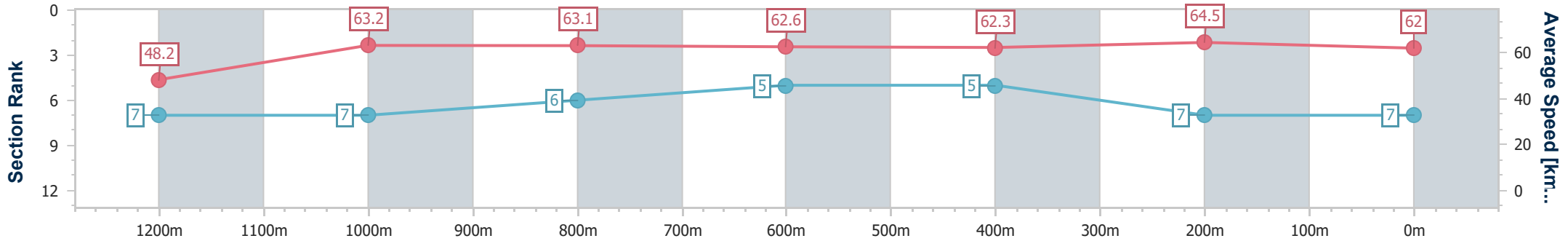
11 September 2024 - 16:04

Track Rating: Good 4, Weather: Overcast, Rail Position: +9.5m Entire



BRISBANE RACING CLUB

Section	Overall	1200m	1000m	800m	600m	400m	200m
Section Times	1:20.19 [7] (0:11.20)	1:08.99 [7] (0:11.37)	0:57.62 [7] (0:11.50)	0:46.12 [6] (0:11.65)	0:34.47 [5] (0:11.68)	0:22.79 [5] (0:11.19)	0:11.60 [7] (0:11.60)
Average Speed [km/h]	48.2	63.2	63.1	62.6	62.3	64.5	62.0
Top Speed [km/h]	64.5	64.6	63.6	63.5	63.5	65.2	65.0
Avg. Dist. to Rail [m]	5.3	2.1	2.2	2.6	2.4	2.4	4.8
Avg. Stride Freq. [Hz]	2.1	2.1	2.2	2.1	2.2	2.2	2.2
Avg. Stride Length [m]	6.5	8.3	8.2	8.1	8.0	8.1	8.0



- [ ] Ranking at each section and finish
- .-.- No data available at this section
- NA No data available



Horse/Jockey Name	Zattastar
Final Rank	8
Fastest Section Time (Section)	0:11.01 (400m)
Top Speed [km/h] (Section)	65.7 (400m)
Race State	Finished



Doomben QLD Professional

Race 7: SKY RACING Class 4 Handicap - 1350m

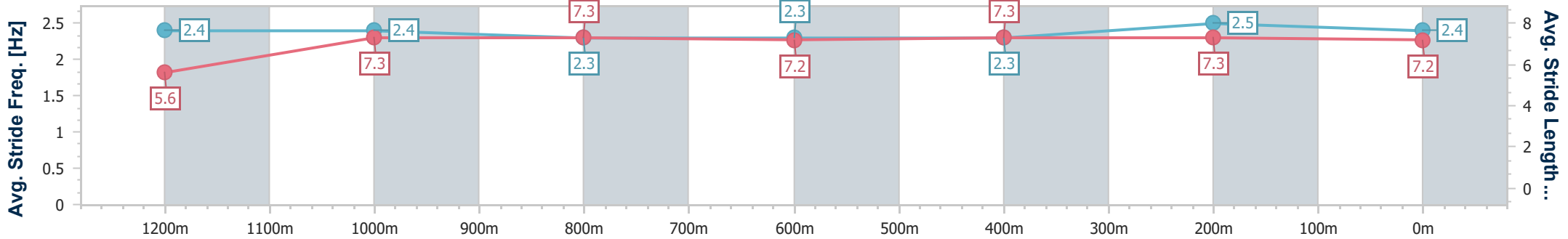
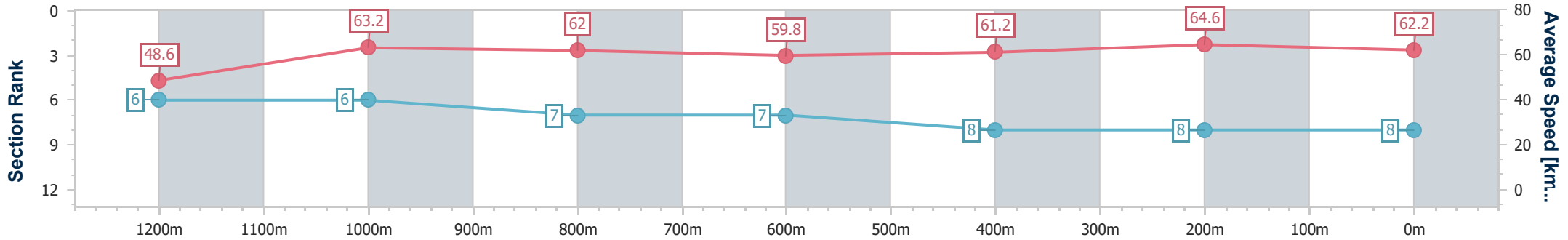
11 September 2024 - 16:04

Track Rating: Good 4, Weather: Overcast, Rail Position: +9.5m Entire



BRISBANE RACING CLUB

Section	Overall	1200m	1000m	800m	600m	400m	200m
Section Times	1:20.22 [8] (0:11.17)	1:09.05 [6] (0:11.39)	0:57.66 [6] (0:11.58)	0:46.08 [7] (0:11.91)	0:34.17 [7] (0:11.61)	0:22.56 [8] (0:11.01)	0:11.55 [8] (0:11.55)
Average Speed [km/h]	48.6	63.2	62.0	59.8	61.2	64.6	62.2
Top Speed [km/h]	64.0	64.8	63.3	62.3	63.6	65.7	64.8
Avg. Dist. to Rail [m]	0.6	0.3	0.8	1.7	2.9	5.0	3.4
Avg. Stride Freq. [Hz]	2.4	2.4	2.3	2.3	2.3	2.5	2.4
Avg. Stride Length [m]	5.6	7.3	7.3	7.2	7.3	7.3	7.2



- [ ] Ranking at each section and finish
- .-.- No data available at this section
- NA No data available





# Doomben QLD Professional

## Race 8: LADBROKES RACING CLUB BENCHMARK 65 Handicap - 1350m

11 September 2024 - 16:39



BRISBANE  
RACING CLUB

Track Rating: Good 4, Weather: Overcast, Rail Position: +9.5m Entire

Section		Overall	1200m	1000m	800m	600m	400m	Last 600m				
Field Times		1:19.40 (0:10.98)	1:08.42 (0:10.93)	0:57.49 (0:11.54)	0:45.95 (0:11.67)	0:34.28 (0:11.35)	0:22.93 (0:11.18)	0:34.28				
Rank	TAB Horse/Jockey	Barrier	Top Speed [km/h]	Fastest Section	Distance Travelled [m]							
1	2 SMYTZER Marnu Potgieter	3	66.9 1200m	0:10.95 1200m	1:19.40 [1] (0:11.06)	1:08.34 [2] (0:10.95)	0:57.39 [2] (0:11.44)	0:45.95 [1] (0:11.67)	0:34.28 [1] (0:11.35)	0:22.93 [1] (0:11.18)	0:34.28	
2	5 ZAKIYYA Ryan Maloney	15	67.7 400m	0:10.93 400m	1:19.68 [2] (0:11.49)	1:08.19 [7] (0:11.16)	0:57.03 [7] (0:11.58)	0:45.45 [8] (0:11.76)	0:33.69 [8] (0:11.33)	0:22.36 [8] (0:10.93)	0:33.69	+9
3	17 OVERVIEW Andrew Mallyon	1	66.4 400m	0:11.06 400m	1:19.69 [3] (0:11.15)	1:08.54 [5] (0:11.14)	0:57.40 [5] (0:11.58)	0:45.82 [5] (0:11.70)	0:34.12 [4] (0:11.30)	0:22.82 [3] (0:11.06)	0:34.12	+2
4	11 YES TO EXCESS Jake Bayliss	9	66.0 400m	0:11.02 400m	1:19.76 [4] (0:11.58)	1:08.18 [8] (0:11.08)	0:57.10 [8] (0:11.44)	0:45.66 [7] (0:11.69)	0:33.97 [7] (0:11.35)	0:22.62 [7] (0:11.02)	0:33.97	+0
5	16 CARDSHARP Ryan Wiggins	4	65.5 400m	0:11.13 1200m	1:19.88 [5] (0:11.23)	1:08.65 [6] (0:11.13)	0:57.52 [6] (0:11.65)	0:45.87 [6] (0:11.71)	0:34.16 [6] (0:11.33)	0:22.83 [5] (0:11.19)	0:34.16	+3
6	7 ORIENT'S SECRET Angela Jones	14	66.5 400m	0:10.98 400m	1:19.94 [6] (0:11.68)	1:08.26 [9] (0:11.18)	0:57.08 [9] (0:11.61)	0:45.47 [9] (0:11.70)	0:33.77 [9] (0:11.27)	0:22.50 [9] (0:10.98)	0:33.77	+3
7	13 INTRECCIATO Karl Zechner	5	66.5 1200m	0:11.02 1200m	1:20.15 [7] (0:11.08)	1:09.07 [3] (0:11.02)	0:58.05 [3] (0:11.65)	0:46.40 [3] (0:11.69)	0:34.71 [3] (0:11.47)	0:23.24 [4] (0:11.26)	0:34.71	+7
8	4 TWYFORD Martin Harley	10	65.9 1200m	0:11.08 1200m	1:20.40 [8] (0:11.12)	1:09.28 [4] (0:11.08)	0:58.20 [4] (0:11.55)	0:46.65 [4] (0:11.86)	0:34.79 [5] (0:11.47)	0:23.32 [6] (0:11.32)	0:34.79	+8
9	1 SHADYVALE STORM Madeleine Wishart	7	67.1 Overall	0:10.93 1200m	1:20.42 [9] (0:10.98)	1:09.44 [1] (0:10.93)	0:58.51 [1] (0:11.69)	0:46.82 [2] (0:11.70)	0:35.12 [2] (0:11.48)	0:23.64 [2] (0:11.35)	0:35.12	+1

Scratched: Dream Lantern (#10), Hatasu (#12), Flying Birds (#14), Three Gongs (#15), Seneschal (#3), He's For The Girls (#6), Miliarense (#8), Zattastar (#9)

[ ] Ranking at each section and finish  
-:-:- No data available at this section  
NA No data available

SCN Saddle cloth number  
DNF Did not finish  
DNT Did not track



# Doomben QLD Professional

## Race 8: LADBROKES RACING CLUB BENCHMARK 65 Handicap - 1350m

11 September 2024 - 16:39



BRISBANE  
RACING CLUB

Track Rating: Good 4, Weather: Overcast, Rail Position: +9.5m Entire

Section				200m				Last 600m	
Field Times				0:11.75 (0:11.75)				0:34.28	
Rank	TAB	Horse/Jockey	Barrier	Top Speed [km/h]	Fastest Section	Margin			Distance Travelled [m]
1	2	<b>SMYTZER</b> Marnu Potgieter	3	66.9 1200m	0:10.95 1200m	0:11.75 [1] (0:11.75)	1:19.40		0:34.28
2	5	<b>ZAKIYYA</b> Ryan Maloney	15	67.7 400m	0:10.93 400m	0:11.43 [7] (0:11.43)	1.66L		0:33.69 +9
3	17	<b>OVERVIEW</b> Andrew Mallyon	1	66.4 400m	0:11.06 400m	0:11.76 [2] (0:11.76)	1.71L		0:34.12 +2
4	11	<b>YES TO EXCESS</b> Jake Bayliss	9	66.0 400m	0:11.02 400m	0:11.60 [4] (0:11.60)	2.16L		0:33.97 +0
5	16	<b>CARDSHARP</b> Ryan Wiggins	4	65.5 400m	0:11.13 1200m	0:11.64 [6] (0:11.64)	2.86L		0:34.16 +3
6	7	<b>ORIENT'S SECRET</b> Angela Jones	14	66.5 400m	0:10.98 400m	0:11.52 [9] (0:11.52)	3.21L		0:33.77 +3
7	13	<b>INTRECCIATO</b> Karl Zechner	5	66.5 1200m	0:11.02 1200m	0:11.98 [5] (0:11.98)	4.4L		0:34.71 +7
8	4	<b>TWYFORD</b> Martin Harley	10	65.9 1200m	0:11.08 1200m	0:12.00 [8] (0:12.00)	5.92L		0:34.79 +8
9	1	<b>SHADYVALE STORM</b> Madeleine Wishart	7	67.1 Overall	0:10.93 1200m	0:12.29 [3] (0:12.29)	6.03L		0:35.12 +1

Scratched: Dream Lantern (#10), Hatasu (#12), Flying Birds (#14), Three Gongs (#15), Seneschal (#3), He's For The Girls (#6), Miliarensen (#8), Zattastar (#9)

[ ] Ranking at each section and finish  
-:-:- No data available at this section  
NA No data available

SCN Saddle cloth number  
DNF Did not finish  
DNT Did not track



Horse/Jockey Name	Smytzer
Final Rank	1
Fastest Section Time (Section)	0:10.95 (1200m)
Top Speed [km/h] (Section)	66.9 (1200m)
Race State	Finished

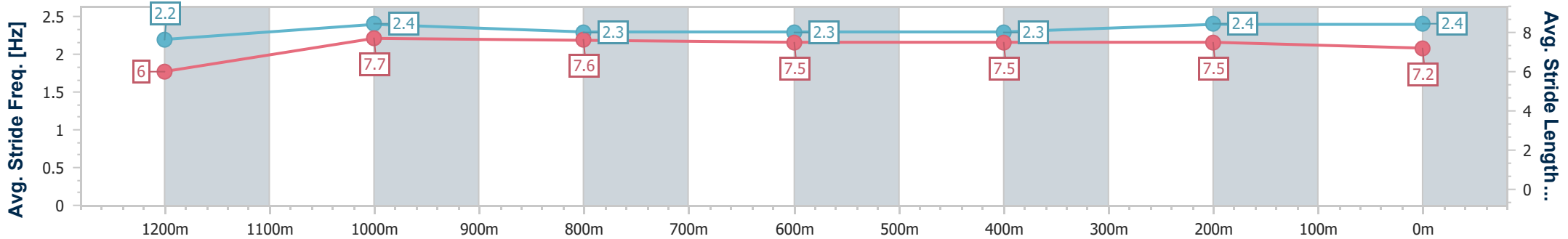
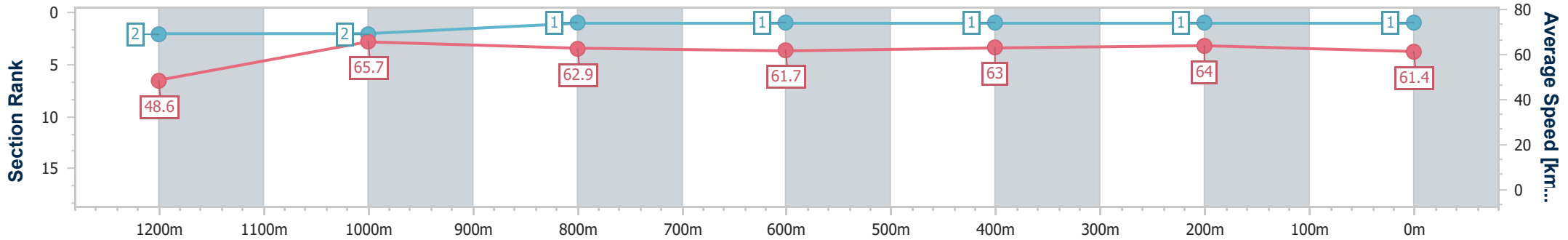


**Doomben QLD Professional**  
**Race 8: LADBROKES RACING CLUB BENCHMARK 65**  
**Handicap - 1350m**  
 11 September 2024 - 16:39  
 Track Rating: Good 4, Weather: Overcast, Rail Position: +9.5m  
 Entire



BRISBANE  
RACING CLUB

Section	Overall	1200m	1000m	800m	600m	400m	200m
Section Times	1:19.40 [1] (0:11.06)	1:08.34 [2] (0:10.95)	0:57.39 [2] (0:11.44)	0:45.95 [1] (0:11.67)	0:34.28 [1] (0:11.35)	0:22.93 [1] (0:11.18)	0:11.75 [1] (0:11.75)
Average Speed [km/h]	48.6	65.7	62.9	61.7	63.0	64.0	61.4
Top Speed [km/h]	66.2	66.9	65.7	63.3	64.0	65.0	64.0
Avg. Dist. to Rail [m]	1.7	0.5	0.3	0.9	1.2	2.0	2.2
Avg. Stride Freq. [Hz]	2.2	2.4	2.3	2.3	2.3	2.4	2.4
Avg. Stride Length [m]	6.0	7.7	7.6	7.5	7.5	7.5	7.2



- [ ] Ranking at each section and finish
- .-.- No data available at this section
- NA No data available



Horse/Jockey Name	Zakiyya
Final Rank	2
Fastest Section Time (Section)	0:10.93 (400m)
Top Speed [km/h] (Section)	67.7 (400m)
Race State	Finished

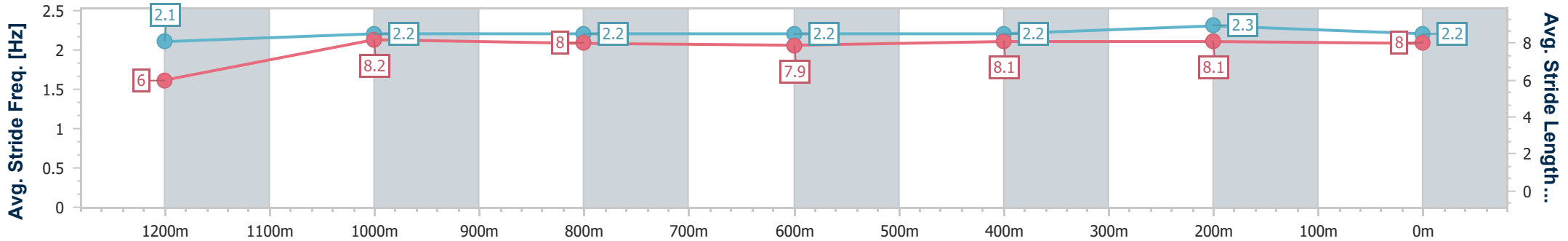
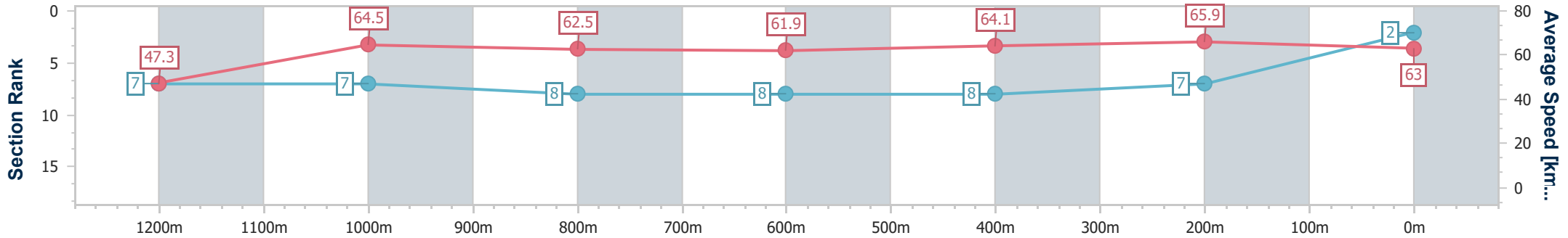


**Doomben QLD Professional**  
**Race 8: LADBROKES RACING CLUB BENCHMARK 65**  
**Handicap - 1350m**  
 11 September 2024 - 16:39  
 Track Rating: Good 4, Weather: Overcast, Rail Position: +9.5m  
 Entire



BRISBANE  
RACING CLUB

Section	Overall	1200m	1000m	800m	600m	400m	200m							
Section Times	1:19.68 [2] (0:11.49)	1:08.19 [7] (0:11.16)	0:57.03 [7] (0:11.58)	0:45.45 [8] (0:11.76)	0:33.69 [8] (0:11.33)	0:22.36 [8] (0:10.93)	0:11.43 [7] (0:11.43)							
Average Speed [km/h]	47.3	64.5	62.5	61.9	64.1	65.9	63.0							
Top Speed [km/h]	63.2	65.2	65.0	64.8	64.8	67.7	66.0							
Avg. Dist. to Rail [m]	7.3	1.6	2.3	2.2	1.3	3.3	5.5							
Avg. Stride Freq. [Hz]	2.1	2.2	2.2	2.2	2.2	2.3	2.2							
Avg. Stride Length [m]	6.0	8.2	8.0	7.9	8.1	8.1	8.0							



- [ ] Ranking at each section and finish
- .-.- No data available at this section
- NA No data available



Horse/Jockey Name	Overview
Final Rank	3
Fastest Section Time (Section)	0:11.06 (400m)
Top Speed [km/h] (Section)	66.4 (400m)
Race State	Finished

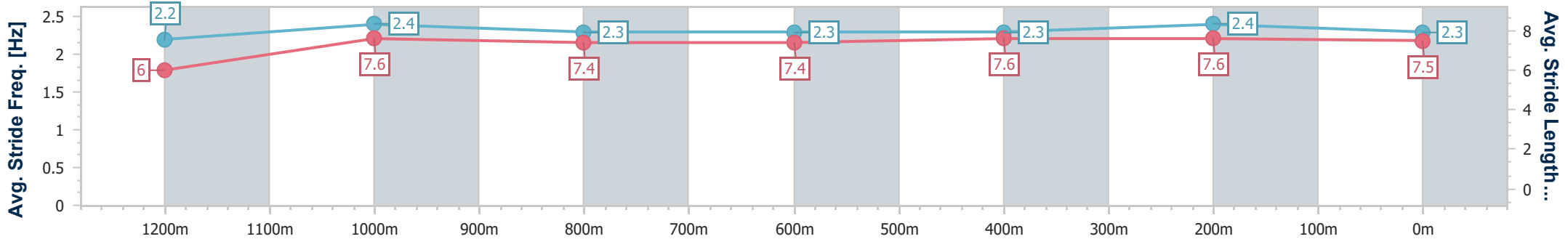
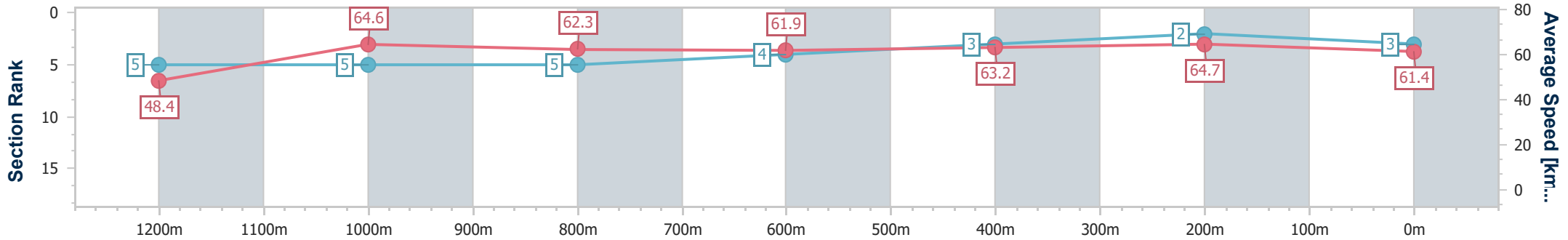


**Doomben QLD Professional**  
**Race 8: LADBROKES RACING CLUB BENCHMARK 65**  
**Handicap - 1350m**  
 11 September 2024 - 16:39  
 Track Rating: Good 4, Weather: Overcast, Rail Position: +9.5m  
 Entire



BRISBANE  
RACING CLUB

Section	Overall	1200m	1000m	800m	600m	400m	200m
Section Times	1:19.69 [3] (0:11.15)	1:08.54 [5] (0:11.14)	0:57.40 [5] (0:11.58)	0:45.82 [5] (0:11.70)	0:34.12 [4] (0:11.30)	0:22.82 [3] (0:11.06)	0:11.76 [2] (0:11.76)
Average Speed [km/h]	48.4	64.6	62.3	61.9	63.2	64.7	61.4
Top Speed [km/h]	64.1	64.9	64.5	63.2	64.1	66.4	64.1
Avg. Dist. to Rail [m]	0.6	0.2	0.8	0.5	1.1	0.9	0.4
Avg. Stride Freq. [Hz]	2.2	2.4	2.3	2.3	2.3	2.4	2.3
Avg. Stride Length [m]	6.0	7.6	7.4	7.4	7.6	7.6	7.5



- [ ] Ranking at each section and finish
- .-.- No data available at this section
- NA No data available



Horse/Jockey Name	Yes To Excess
Final Rank	4
Fastest Section Time (Section)	0:11.02 (400m)
Top Speed [km/h] (Section)	66.0 (400m)
Race State	Finished

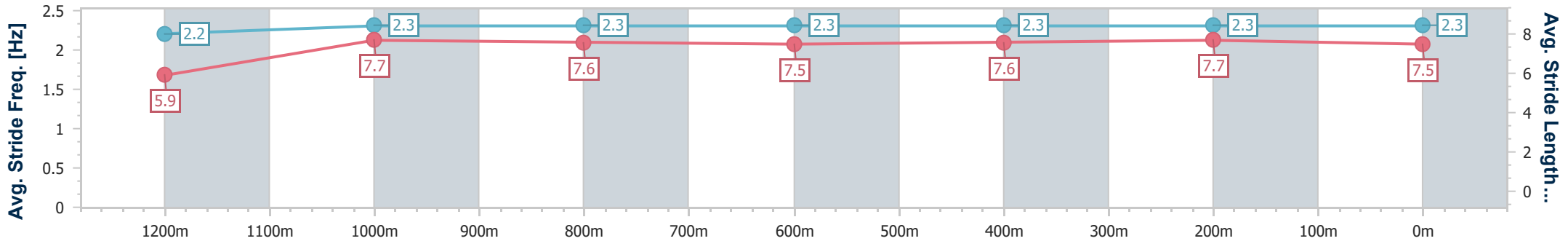
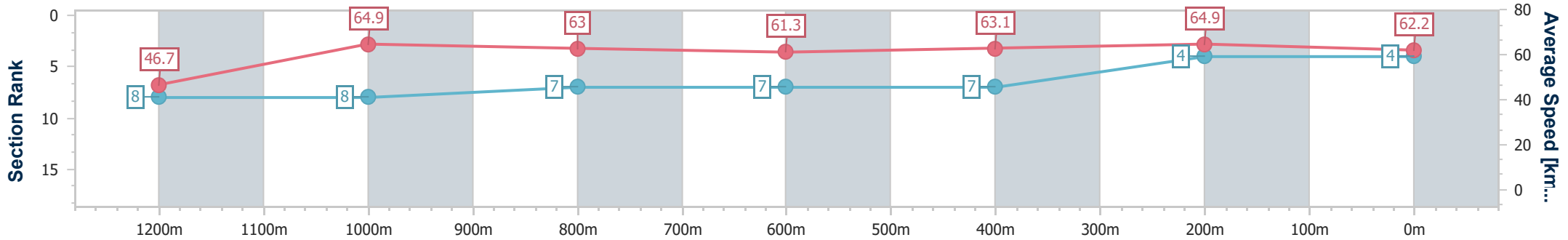


**Doomben QLD Professional**  
**Race 8: LADBROKES RACING CLUB BENCHMARK 65**  
**Handicap - 1350m**  
 11 September 2024 - 16:39  
 Track Rating: Good 4, Weather: Overcast, Rail Position: +9.5m  
 Entire



BRISBANE  
RACING CLUB

Section	Overall	1200m	1000m	800m	600m	400m	200m
Section Times	1:19.76 [4] (0:11.58)	1:08.18 [8] (0:11.08)	0:57.10 [8] (0:11.44)	0:45.66 [7] (0:11.69)	0:33.97 [7] (0:11.35)	0:22.62 [7] (0:11.02)	0:11.60 [4] (0:11.60)
Average Speed [km/h]	46.7	64.9	63.0	61.3	63.1	64.9	62.2
Top Speed [km/h]	65.2	65.8	64.6	63.6	64.6	66.0	65.1
Avg. Dist. to Rail [m]	2.8	0.6	0.2	0.4	1.4	1.9	2.5
Avg. Stride Freq. [Hz]	2.2	2.3	2.3	2.3	2.3	2.3	2.3
Avg. Stride Length [m]	5.9	7.7	7.6	7.5	7.6	7.7	7.5



- [ ] Ranking at each section and finish
- .-.- No data available at this section
- NA No data available



Horse/Jockey Name	Cardsharp
Final Rank	5
Fastest Section Time (Section)	0:11.13 (1200m)
Top Speed [km/h] (Section)	65.5 (400m)
Race State	Finished

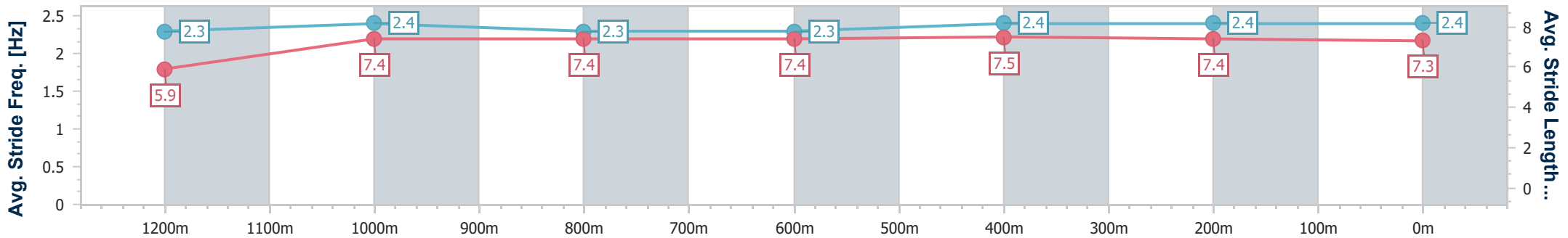
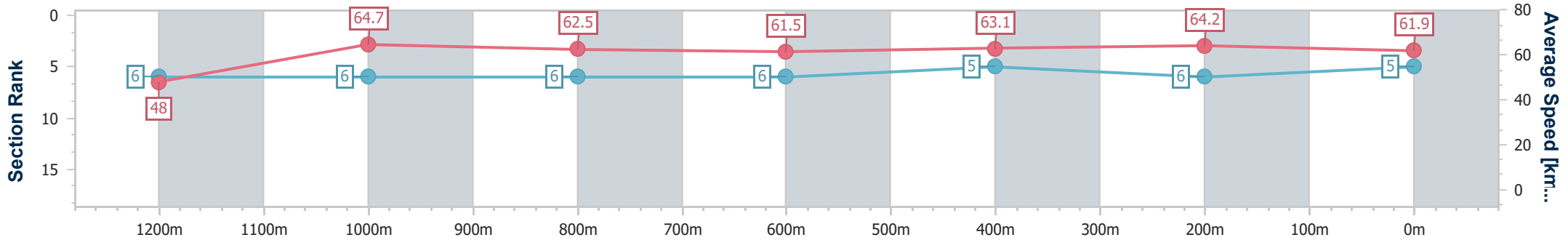


**Doomben QLD Professional**  
**Race 8: LADBROKES RACING CLUB BENCHMARK 65**  
**Handicap - 1350m**  
 11 September 2024 - 16:39  
 Track Rating: Good 4, Weather: Overcast, Rail Position: +9.5m Entire



BRISBANE  
RACING CLUB

Section	Overall	1200m	1000m	800m	600m	400m	200m
Section Times	1:19.88 [5] (0:11.23)	1:08.65 [6] (0:11.13)	0:57.52 [6] (0:11.65)	0:45.87 [6] (0:11.71)	0:34.16 [6] (0:11.33)	0:22.83 [5] (0:11.19)	0:11.64 [6] (0:11.64)
Average Speed [km/h]	48.0	64.7	62.5	61.5	63.1	64.2	61.9
Top Speed [km/h]	65.4	65.5	64.3	64.2	64.3	65.5	64.5
Avg. Dist. to Rail [m]	2.9	1.4	2.7	1.1	1.4	0.5	0.5
Avg. Stride Freq. [Hz]	2.3	2.4	2.3	2.3	2.4	2.4	2.4
Avg. Stride Length [m]	5.9	7.4	7.4	7.4	7.5	7.4	7.3



- [ ] Ranking at each section and finish
- .-.- No data available at this section
- NA No data available



Horse/Jockey Name	Orient's Secret
Final Rank	6
Fastest Section Time (Section)	0:10.98 (400m)
Top Speed [km/h] (Section)	66.5 (400m)
Race State	Finished

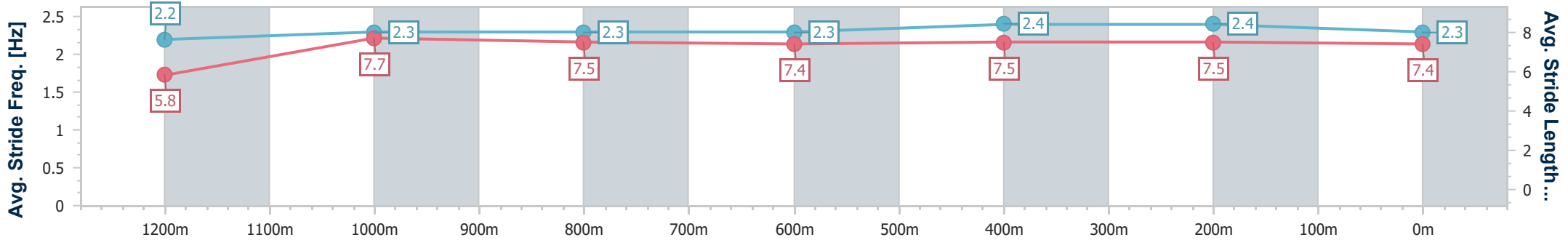
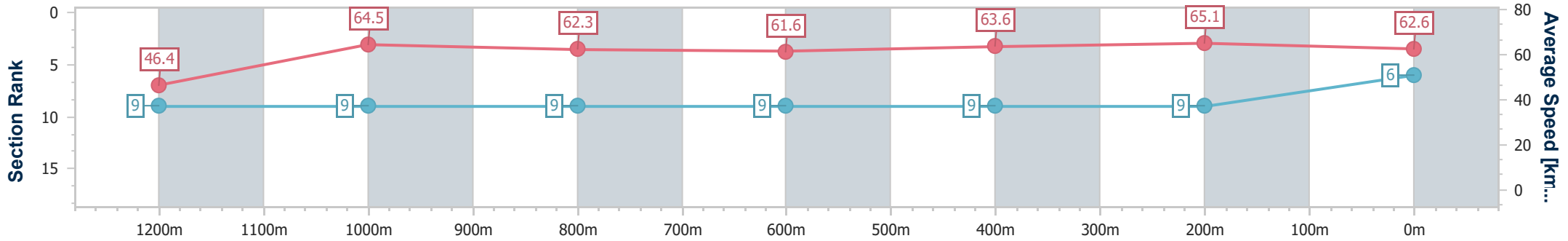


**Doomben QLD Professional**  
**Race 8: LADBROKES RACING CLUB BENCHMARK 65**  
**Handicap - 1350m**  
 11 September 2024 - 16:39  
 Track Rating: Good 4, Weather: Overcast, Rail Position: +9.5m  
 Entire



BRISBANE  
RACING CLUB

Section	Overall	1200m	1000m	800m	600m	400m	200m
Section Times	1:19.94 [6] (0:11.68)	1:08.26 [9] (0:11.18)	0:57.08 [9] (0:11.61)	0:45.47 [9] (0:11.70)	0:33.77 [9] (0:11.27)	0:22.50 [9] (0:10.98)	0:11.52 [9] (0:11.52)
Average Speed [km/h]	46.4	64.5	62.3	61.6	63.6	65.1	62.6
Top Speed [km/h]	63.0	65.0	64.4	63.3	64.6	66.5	65.5
Avg. Dist. to Rail [m]	5.3	0.7	1.4	0.4	1.1	1.0	0.3
Avg. Stride Freq. [Hz]	2.2	2.3	2.3	2.3	2.4	2.4	2.3
Avg. Stride Length [m]	5.8	7.7	7.5	7.4	7.5	7.5	7.4



- [ ] Ranking at each section and finish
- .-.- No data available at this section
- NA No data available





Horse/Jockey Name	Intrecciato
Final Rank	7
Fastest Section Time (Section)	0:11.02 (1200m)
Top Speed [km/h] (Section)	66.5 (1200m)
Race State	Finished

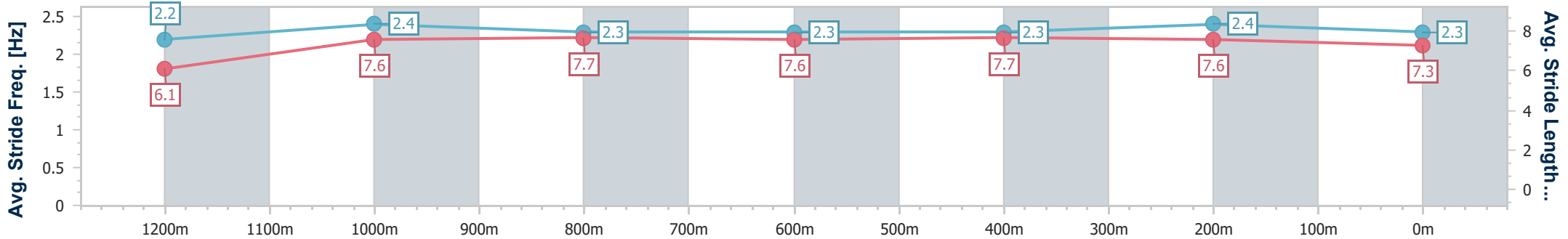
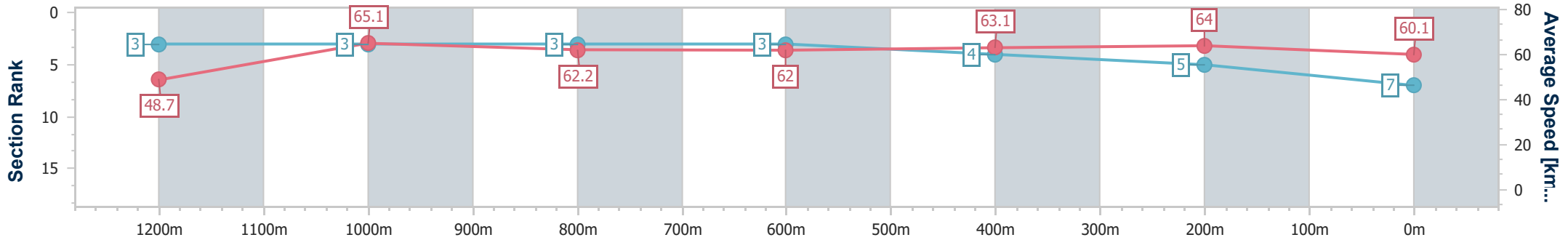


**Doomben QLD Professional**  
**Race 8: LADBROKES RACING CLUB BENCHMARK 65**  
**Handicap - 1350m**  
 11 September 2024 - 16:39  
 Track Rating: Good 4, Weather: Overcast, Rail Position: +9.5m  
 Entire



BRISBANE  
RACING CLUB

Section	Overall	1200m	1000m	800m	600m	400m	200m
Section Times	1:20.15 [7] (0:11.08)	1:09.07 [3] (0:11.02)	0:58.05 [3] (0:11.65)	0:46.40 [3] (0:11.69)	0:34.71 [3] (0:11.47)	0:23.24 [4] (0:11.26)	0:11.98 [5] (0:11.98)
Average Speed [km/h]	48.7	65.1	62.2	62.0	63.1	64.0	60.1
Top Speed [km/h]	64.3	66.5	64.6	63.9	63.7	65.6	63.1
Avg. Dist. to Rail [m]	3.7	1.6	1.9	1.1	0.7	1.9	2.6
Avg. Stride Freq. [Hz]	2.2	2.4	2.3	2.3	2.3	2.4	2.3
Avg. Stride Length [m]	6.1	7.6	7.7	7.6	7.7	7.6	7.3



- [ ] Ranking at each section and finish
- .-.- No data available at this section
- NA No data available



Horse/Jockey Name	Twyford
Final Rank	8
Fastest Section Time (Section)	0:11.08 (1200m)
Top Speed [km/h] (Section)	65.9 (1200m)
Race State	Finished

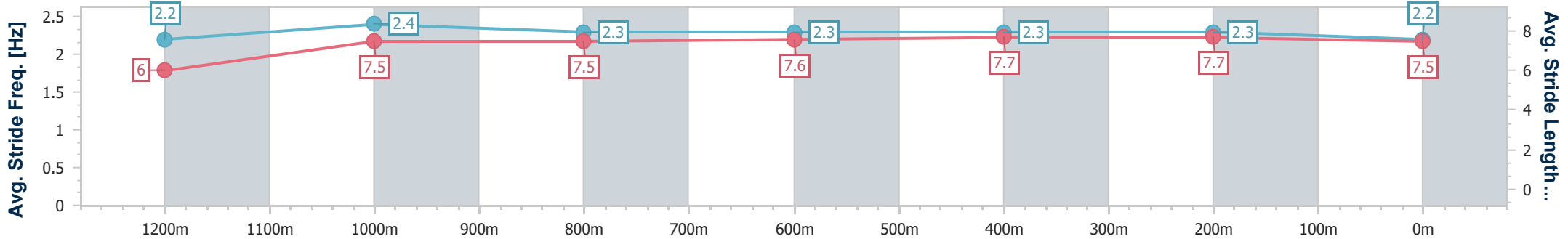
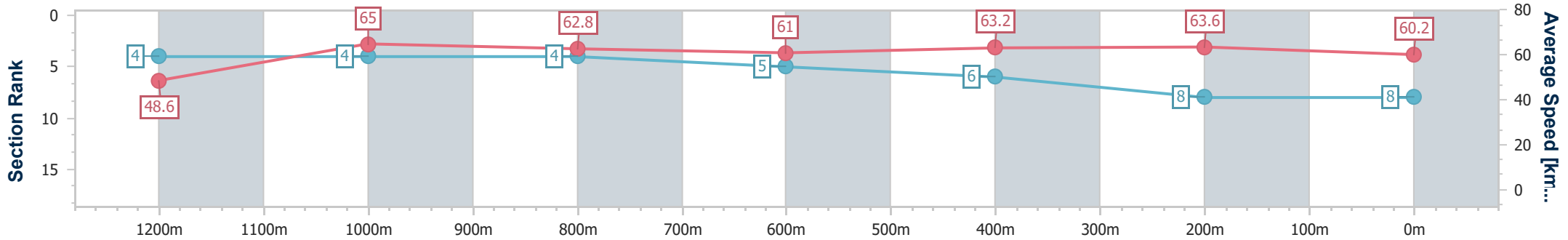


**Doomben QLD Professional**  
**Race 8: LADBROKES RACING CLUB BENCHMARK 65**  
**Handicap - 1350m**  
 11 September 2024 - 16:39  
 Track Rating: Good 4, Weather: Overcast, Rail Position: +9.5m  
 Entire



BRISBANE  
RACING CLUB

Section	Overall	1200m	1000m	800m	600m	400m	200m							
Section Times	1:20.40 [8] (0:11.12)	1:09.28 [4] (0:11.08)	0:58.20 [4] (0:11.55)	0:46.65 [4] (0:11.86)	0:34.79 [5] (0:11.47)	0:23.32 [6] (0:11.32)	0:12.00 [8] (0:12.00)							
Average Speed [km/h]	48.6	65.0	62.8	61.0	63.2	63.6	60.2							
Top Speed [km/h]	63.8	65.9	64.5	63.6	63.7	65.0	63.2							
Avg. Dist. to Rail [m]	6.6	2.9	2.2	1.5	0.9	3.1	4.1							
Avg. Stride Freq. [Hz]	2.2	2.4	2.3	2.3	2.3	2.3	2.2							
Avg. Stride Length [m]	6.0	7.5	7.5	7.6	7.7	7.7	7.5							



- [ ] Ranking at each section and finish
- .-.- No data available at this section
- NA No data available



Horse/Jockey Name	Shadyvale Storm
Final Rank	9
Fastest Section Time (Section)	0:10.93 (1200m)
Top Speed [km/h] (Section)	67.1 (Overall)
Race State	Finished

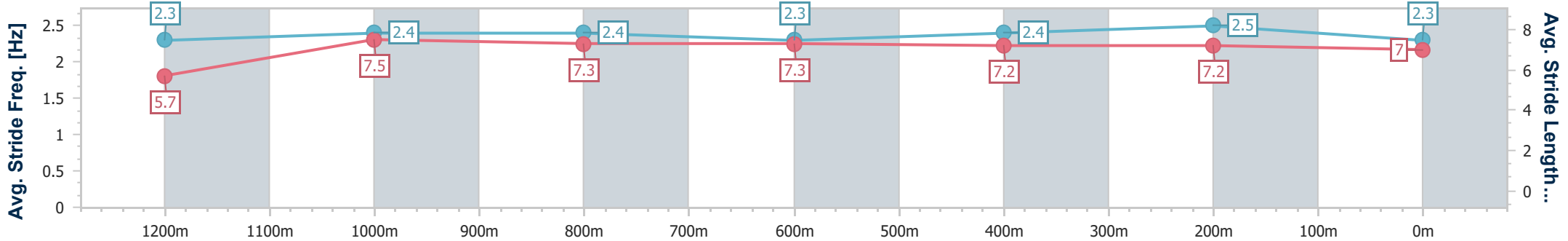
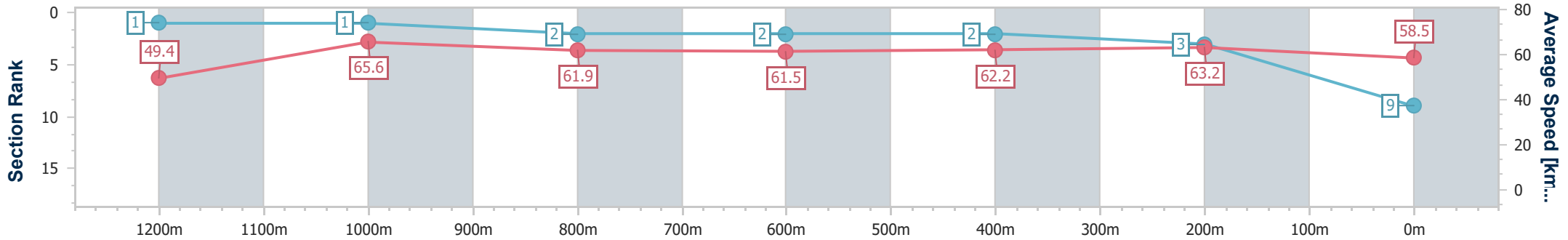


**Doomben QLD Professional**  
**Race 8: LADBROKES RACING CLUB BENCHMARK 65**  
**Handicap - 1350m**  
 11 September 2024 - 16:39  
 Track Rating: Good 4, Weather: Overcast, Rail Position: +9.5m  
 Entire



BRISBANE  
RACING CLUB

Section	Overall	1200m	1000m	800m	600m	400m	200m
Section Times	1:20.42 [9] (0:10.98)	1:09.44 [1] (0:10.93)	0:58.51 [1] (0:11.69)	0:46.82 [2] (0:11.70)	0:35.12 [2] (0:11.48)	0:23.64 [2] (0:11.35)	0:12.29 [3] (0:12.29)
Average Speed [km/h]	49.4	65.6	61.9	61.5	62.2	63.2	58.5
Top Speed [km/h]	67.1	66.6	64.2	63.6	63.5	64.0	62.3
Avg. Dist. to Rail [m]	5.2	2.2	1.2	0.7	1.8	1.7	1.6
Avg. Stride Freq. [Hz]	2.3	2.4	2.4	2.3	2.4	2.5	2.3
Avg. Stride Length [m]	5.7	7.5	7.3	7.3	7.2	7.2	7.0



- [ ] Ranking at each section and finish
- .-.- No data available at this section
- NA No data available